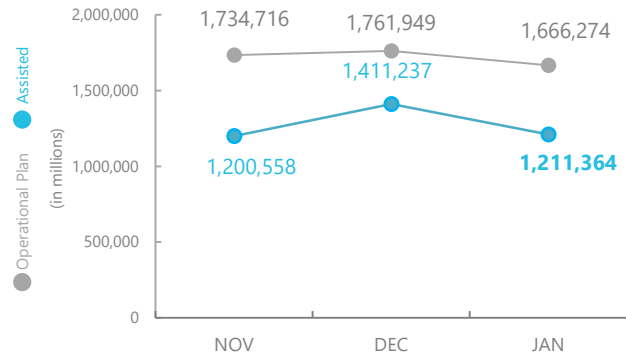


Central Sahel



PEOPLE ASSISTED Across Burkina Faso, Mali and Niger



SOURCE: WFP, 09 MAR 2020

* Needs based planning



FUNDING Burkina Faso, Mali and Niger Country Strategic Plans

March – August 2020
Net funding requirements (needs based)

BURKINA FASO	US\$104m
MALI	US\$41m
NIGER	US\$111m

Total: US\$256m

SOURCE: WFP, 28 FEB 2020

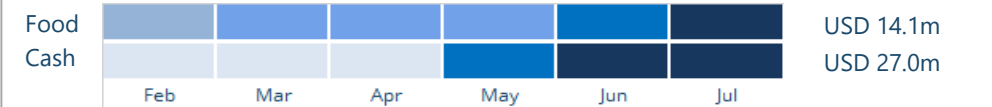
EXPECTED PIPELINE BREAKS

SOURCE: WFP, 20 FEB 2020
*Pipeline break due to commodity delays

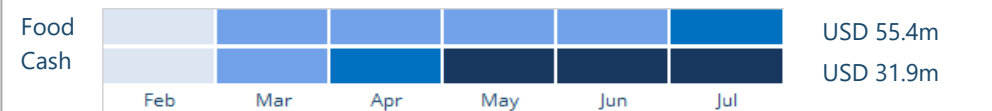
BURKINA FASO*



MALI




NIGER



Monthly shortfall: SF < 5% | 5% < SF < 20% | 20% < SF < 50% | 50% < SF < 80% | SF > 80%

AVERAGE MONTHLY FOOD REQUIREMENTS USD 29.7m in total



AVERAGE MONTHLY CASH REQUIREMENTS USD 22.3m in total



KEY FIGURES



SOURCE: UNHCR, Government, FEB 2020



* refugees ** returnees



SOURCE: November 2019 Cadre Harmonisé, Lean Season projection January - June 2020

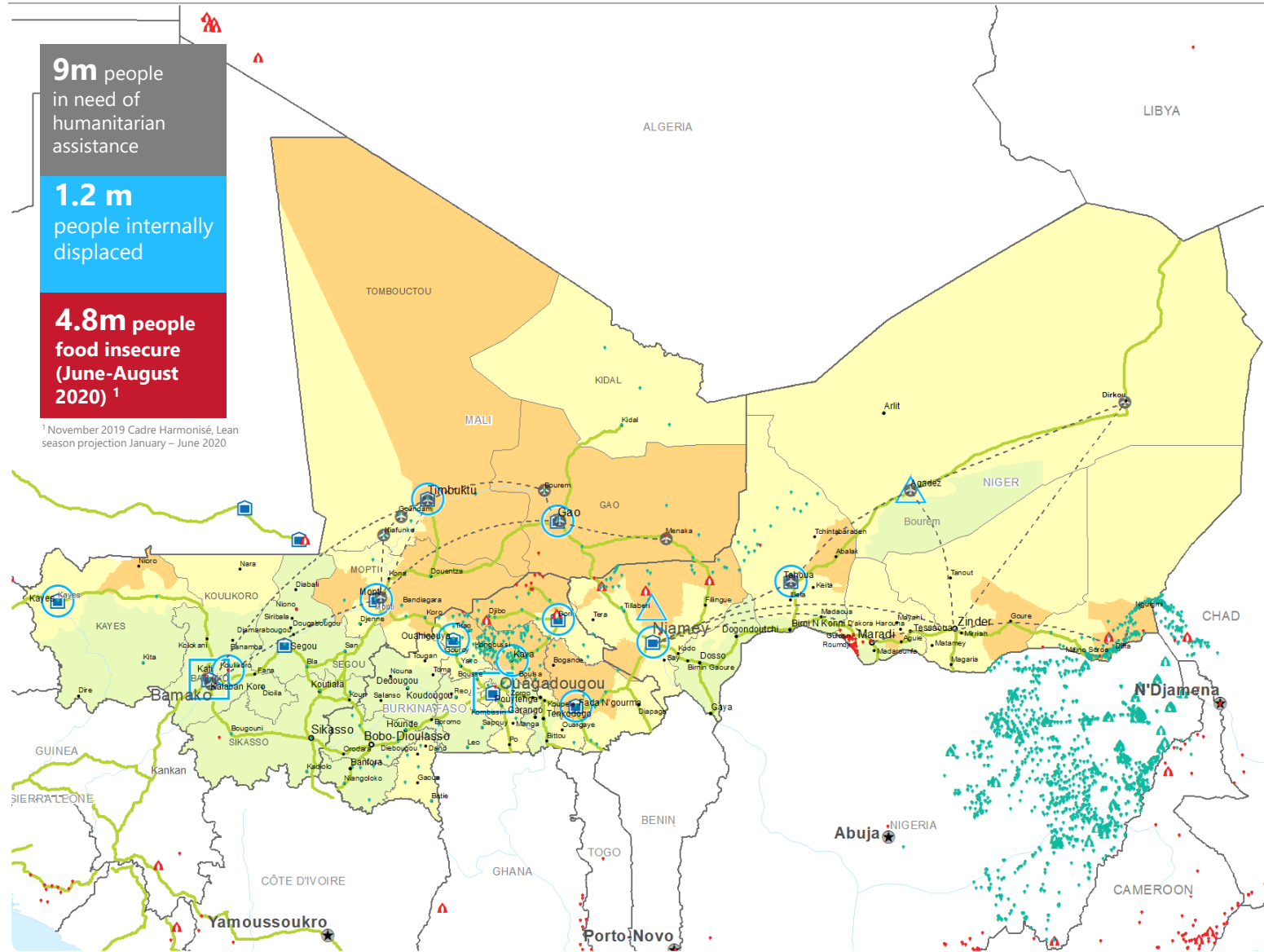


SOURCE: Planification figures (WFP COUNTRY STRATEGIC PLANS)

WFP LEVEL 3 EMERGENCY

SINCE 09 SEPTEMBER 2019
REGIONAL LEVEL 3 EMERGENCY COVERING WFP OPERATIONS IN BURKINA FASO, MALI AND NIGER

For more information, see the SITUATION REPORT and COUNTRY BRIEF
<https://opweb.wfp.org/emergencies/497>



Sources: WFP, UNGIWG, GAUL, GLCSC, OCHA, UNHCR.

The designations employed and the presentation of material in the map(s) do not imply the expression of any opinion on the part of WFP concerning the legal or constitutional status of any country, territory, city or sea, or concerning the delimitation of its frontiers or boundaries. © World Food Programme 2020.

Produced by the WFP Operations Centre (OPSCEN) jointly with Country Office and Regional Bureau Dakar. This dashboard is based on best available information at the time of production. Future updates may vary as new information becomes available.