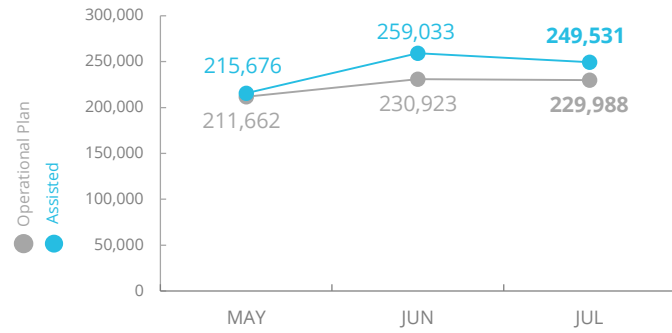


Colombia - Venezuela Border Crisis

PEOPLE ASSISTED BY WFP COLOMBIA (L2)

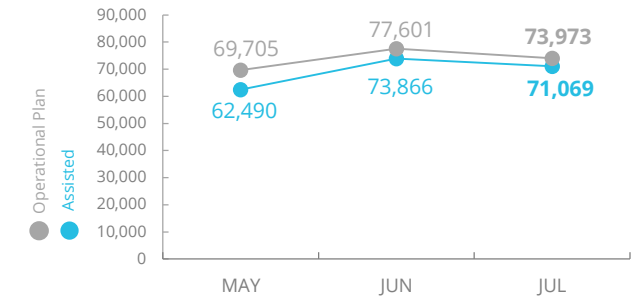


SOURCE: WFP, AUGUST 2019

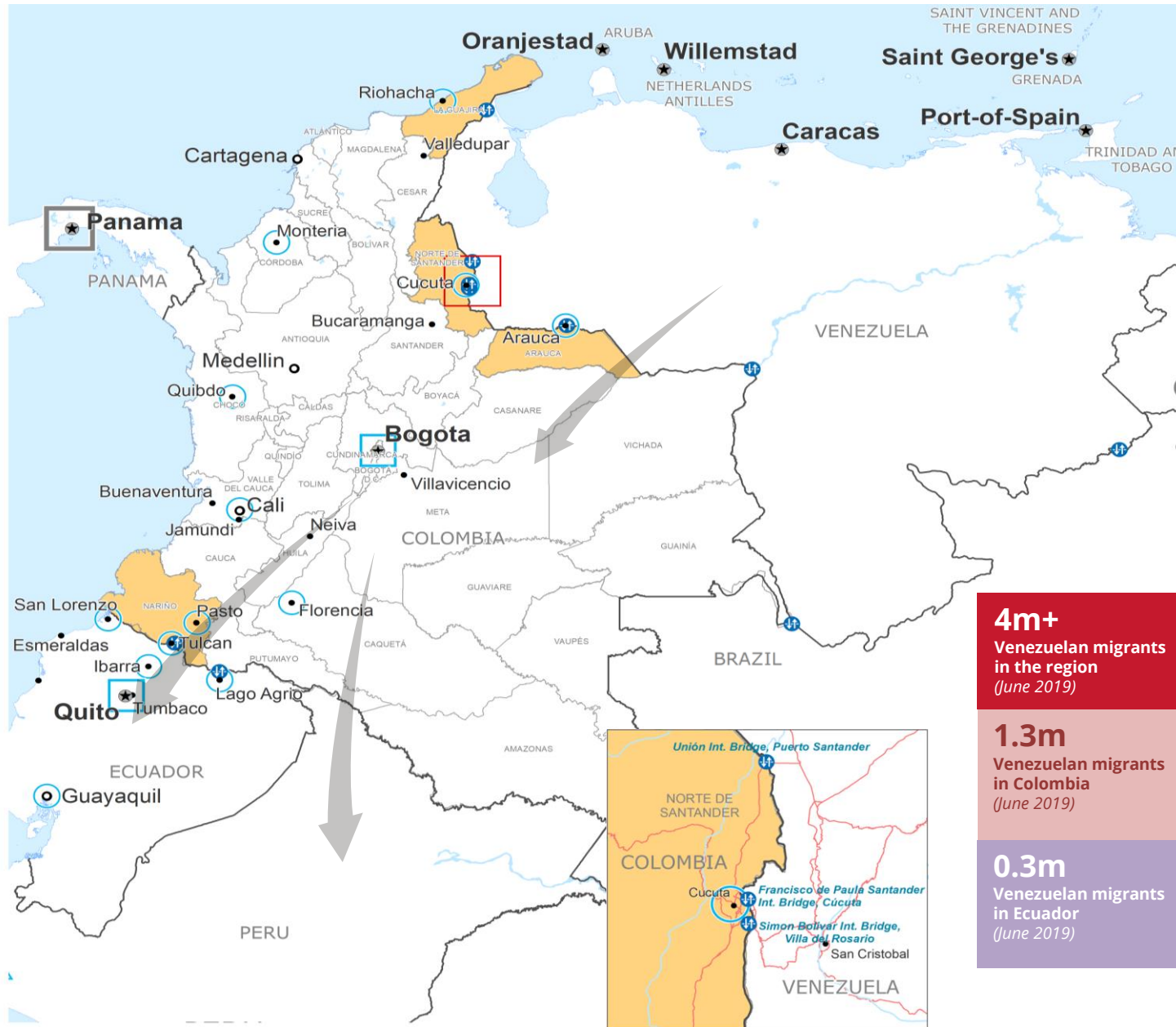
OPERATIONAL PROFILE By Activity (JULY)



PEOPLE ASSISTED BY WFP ECUADOR: Migrant Response (not L2)



SOURCE: WFP, AUGUST 2019



- 4m+** Venezuelan migrants in the region (June 2019)
- 1.3m** Venezuelan migrants in Colombia (June 2019)
- 0.3m** Venezuelan migrants in Ecuador (June 2019)

- Regional Bureau
- Country Office
- Sub Office
- Field Office
- WFP Operational Presence for L2 Response
- Intermediate Town
- Small Town
- Border Crossing Point
- International Boundary
- Department Boundary
- River
- Surface Waterbody

Sources: WFP, UNGIWG, GAUL, GLCSC, OCHA, UNHCR, Colombian Migration Authority, Ministry of Interior - Ecuador. The designations employed and the presentation of material in the map(s) do not imply the expression of any opinion on the part of WFP concerning the legal or constitutional status of any country, territory, city, or sea, or concerning the delimitation of its frontiers or boundaries. © World Food Programme 2019.

FUNDING WFP COLOMBIA SO2: (L2)

September 2019 – February 2020
Net funding requirements
US\$30.4

SOURCE: WFP, AUGUST 2019

OPERATIONAL AND REGIONAL SITUATION WFP Colombia (L2) WFP Ecuador: Migrant Response (not L2)

- 60% of **Venezuelan migrants** are vulnerable to food insecurity (EFSA Colombia, 2018)
- WFP vouchers represent over 75% of the food consumed by half of WFP beneficiaries in **Colombia** (WFP Monitoring Data, 2019)
- Food insecurity has risen from 23% to 57% in the Venezuelan migrant community in **Ecuador** (EFSA Ecuador, 2019)

SOURCE: WFP, AUGUST 2019

WFP LEVEL 2 EMERGENCY

SINCE 30 MARCH 2018

For more information, see the **SITUATION REPORT** and **COUNTRY BRIEFS** www.wfp.org/countries/colombia

Colombia Country Strategic Plan (2017-2021)
<https://documents.wfp.org/stellent/groups/public/documents/ep/WFP284303.pdf>