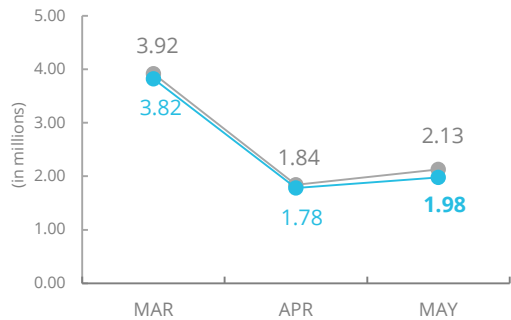
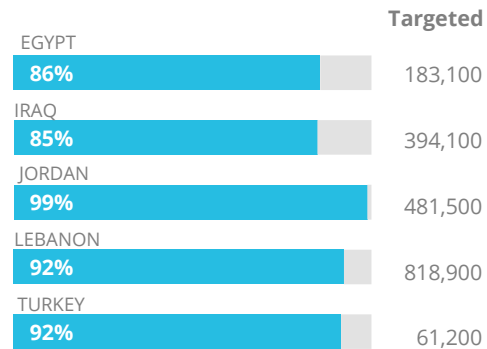


# Syria Regional Refugee Response


## PEOPLE ASSISTED\* WFP Syria Regional Refugee Response



## ASSISTANCE BREAKDOWN\* By Country (May)



## OPERATIONAL PROFILE and COVID-19 Operational Impact By Activity



us\$6.4bn

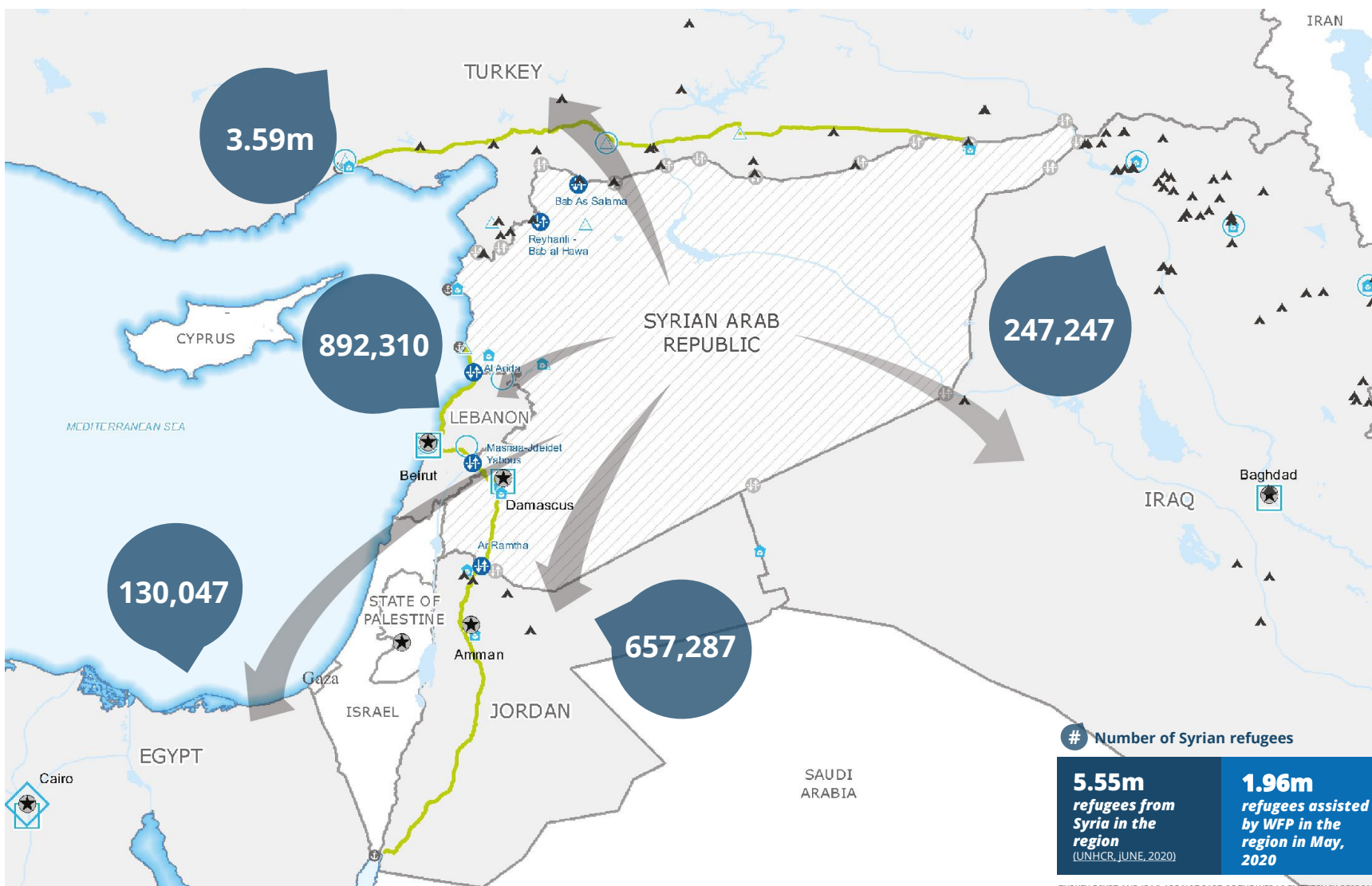
injected into local economies since 2012

Through cash-based transfers, local procurement, and local expenditure

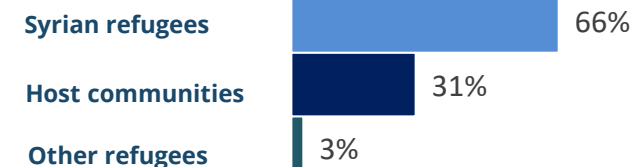
SOURCE: WFP, 05 JULY 2020. \* WFP also provides assistance to refugees of other nationalities and host community members.

Legend for Operational Profile: Host Communities (dark blue), Refugee Camps (green), School Feeding (light blue), Ongoing (green), Partially Suspended (orange), Suspended (red), Activity on hold but payment released (grey), Training shifted to online modalities (green with ^).

Emergency Dashboard | June 2020



## OPERATIONAL PROFILE By Residence status



## FUNDING

July - December 2020  
Net funding requirements (US\$)



Total: 374.4 m

**SYRIA REGIONAL REFUGEE RESPONSE (3RP)**  
2020 Inter-Agency Appeal: us\$6.04bn (14.4% funded)



The designations employed and the presentation of material in the map(s) do not imply the expression of any opinion on the part of WFP concerning the legal or constitutional status of any country, territory, city or sea, or concerning the delimitation of its frontiers or boundaries.  
© World Food Programme 2020.