



World Food Programme

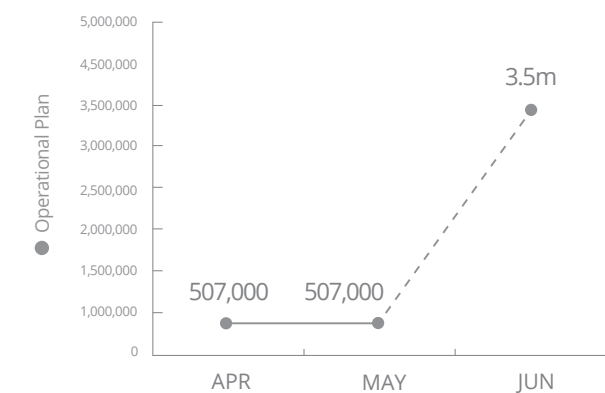
Emergency Dashboard | June 2018

SAVING LIVES
CHANGING LIVES

Sahel

PEOPLE TARGETED

Across Burkina Faso, Chad, Mali, Mauritania, Niger



ASSISTANCE BREAKDOWN

(pre-lean season assistance phase)

Country	Assistance Breakdown	Targeted
BURKINA FASO	Lean season response to start in June	N/A
CHAD	185,000 REACHED (MAY)	186,000
MALI	165,000 REACHED (MAY)	155,000
MAURITANIA	65,000 REACHED (MAY)	166,000
NIGER	Lean season response to start in June	N/A

SOURCE: WFP, 26 JUNE 2018

OPERATIONAL PROFILE

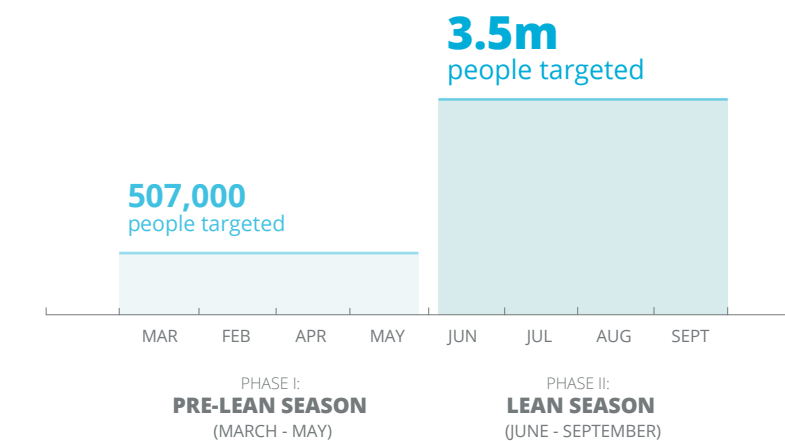
WFP Operations*



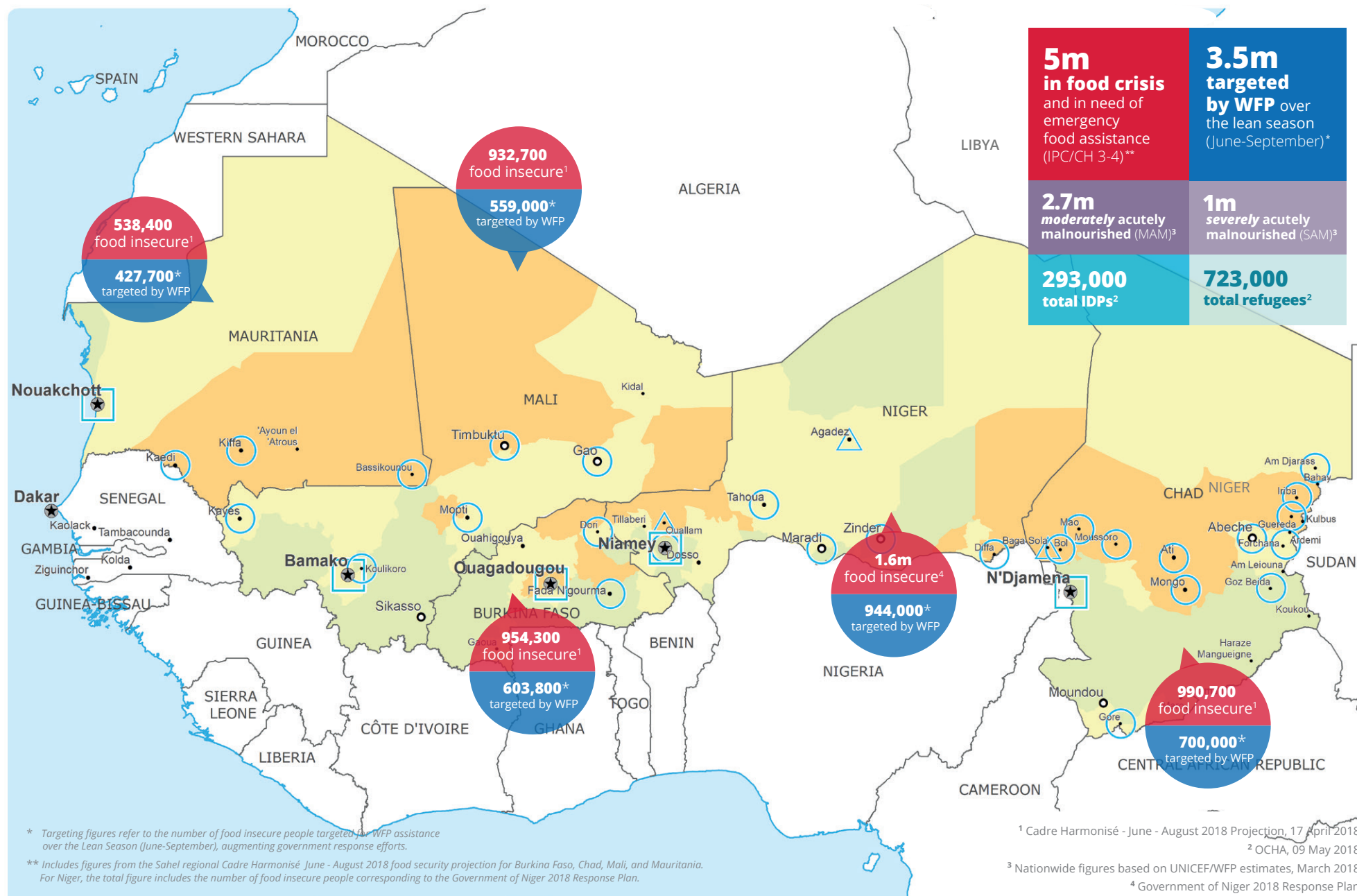
*Includes the 2018 lean season response

RESPONSE SCALE-UP BY PHASE

WFP 2018 Sahel Lean Season Response



SOURCE: WFP, 27 JUNE 2018



* Targeting figures refer to the number of food insecure people targeted by WFP assistance over the Lean Season (June-September), augmenting government response efforts.

** Includes figures from the Sahel regional Cadre Harmonisé June - August 2018 food security projection for Burkina Faso, Chad, Mali, and Mauritania. For Niger, the total figure includes the number of food insecure people corresponding to the Government of Niger 2018 Response Plan.

¹ Cadre Harmonisé - June - August 2018 Projection, 17 April 2018

² OCHA, 09 May 2018

³ Nationwide figures based on UNICEF/WFP estimates, March 2018

⁴ Government of Niger 2018 Response Plan

FUNDING

WFP 2018 Sahel Lean Season Response (April - September 2018)

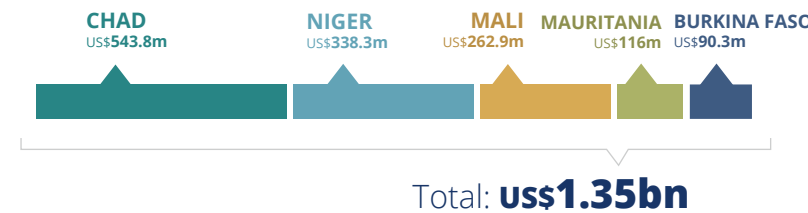
Country	Funding Progress	Received	Requirement
BURKINA FASO	30%	US\$12.7m	US\$41.8m
CHAD	44%	US\$30m	US\$69m
MALI	64%	US\$41m	US\$64.3m
MAURITANIA	31%	US\$10m	US\$32.7m
NIGER	32%	US\$22m	US\$67.7m

TOTAL	Funding Progress	Received	Requirement
TOTAL	42%	US\$115.7m	US\$275.5m

SOURCE: WFP, 28 JUNE 2018

2018 HUMANITARIAN REQUIREMENTS

Inter-Agency Humanitarian Response / Work Plans



SOURCE: OCHA, MARCH 2018

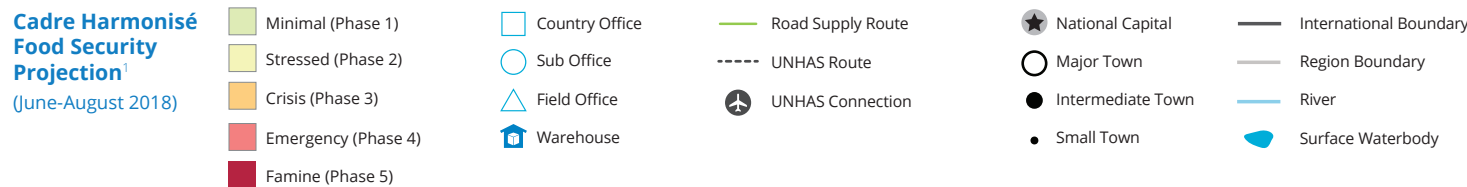
WFP LEVEL 3 EMERGENCY

SINCE 06 JUNE 2018

REGIONAL LEVEL 3 EMERGENCY COVERING WFP OPERATIONS IN CHAD, BURKINA FASO, MALI, MAURITANIA, AND NIGER

For more information, see the SITUATION REPORT and COUNTRY BRIEFS www.wfp.org

Produced by the WFP Operations Centre (OPSCEN) jointly with relevant Country Offices and Regional Bureau Dakar. This dashboard is based on best available information at the time of production. Future updates may vary as new information becomes available.



Sources: WFP, UNGIWG, GAUL, GLSC, OCHA, UNHCR.

The designations employed and the presentation of material in the map(s) do not imply the expression of any opinion on the part of WFP concerning the legal or constitutional status of any country, territory, city or sea, or concerning the delimitation of its frontiers or boundaries. © World Food Programme 2018.