



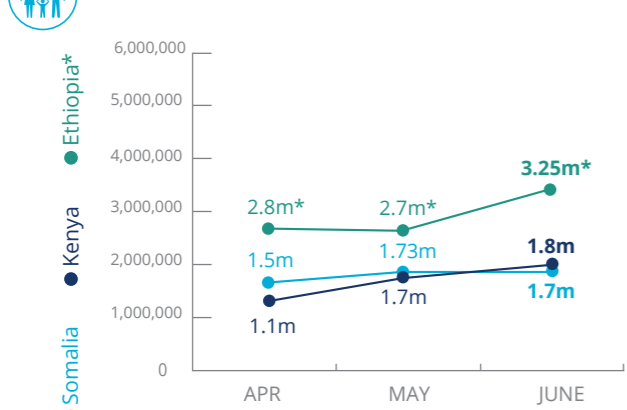
World Food Programme

Emergency Dashboard | July 2018

SAVING LIVES  
CHANGING LIVES

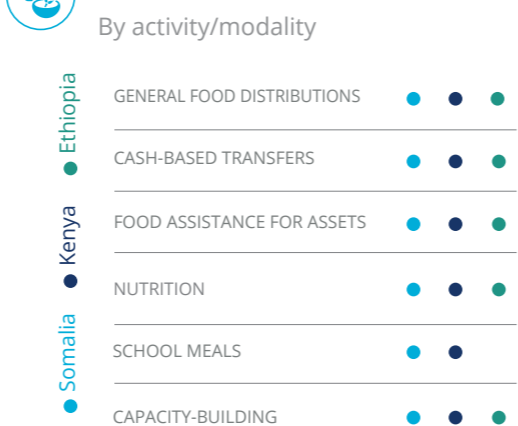
# Horn of Africa

## PEOPLE ASSISTED

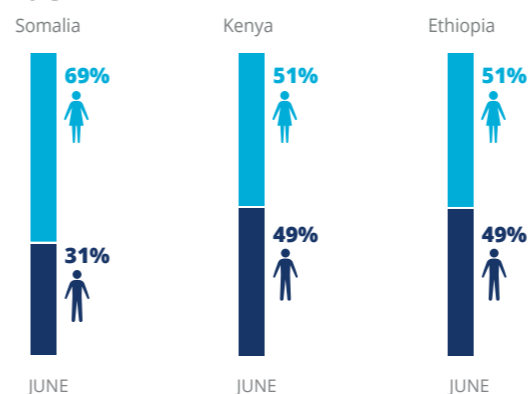


\* Estimated figures as distributions are ongoing and/or reports are being consolidated. May include overlaps

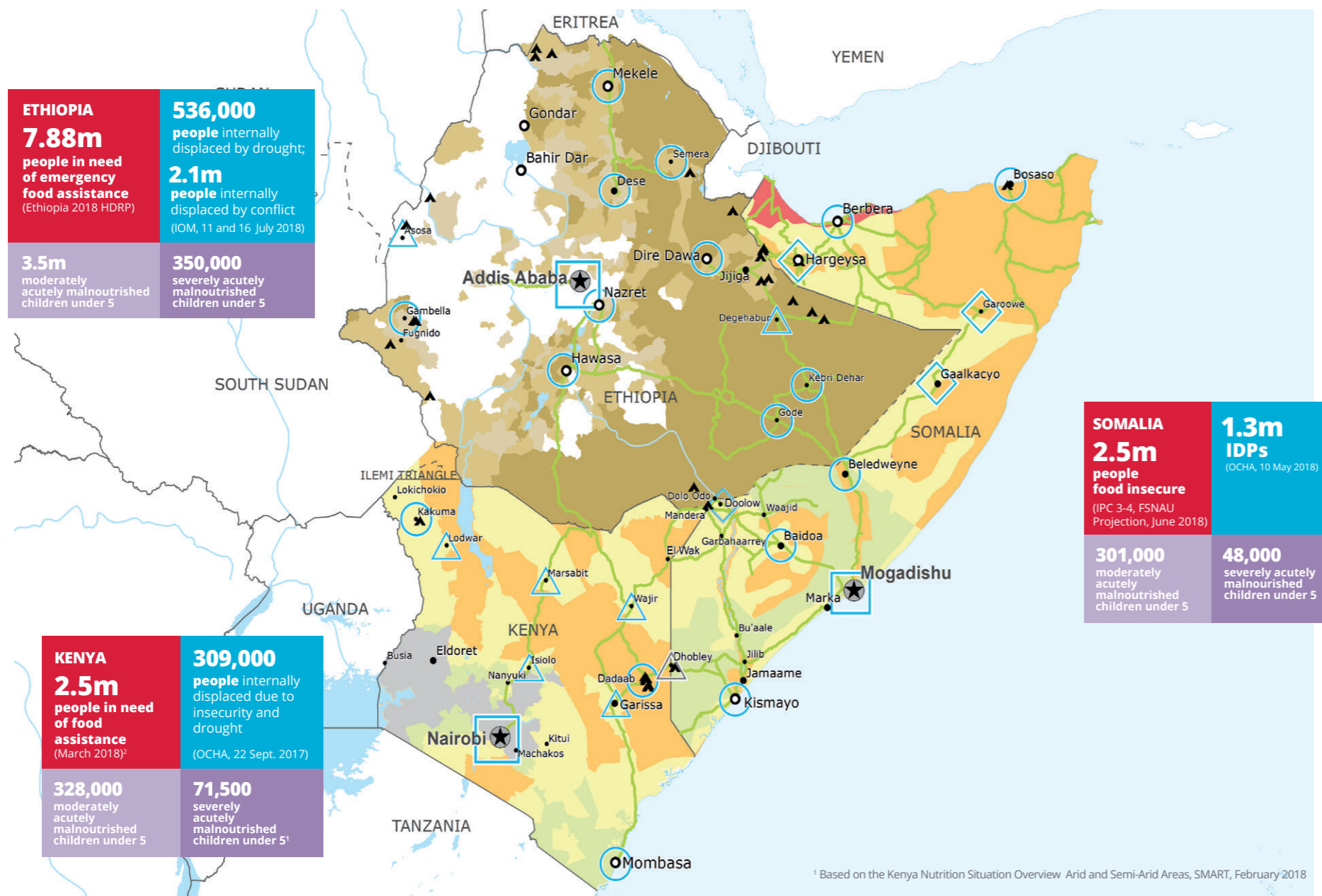
## OPERATIONAL PROFILE



### By gender



SOURCE: WFP, 24 JULY 2018



Hotspot Priority Woredas\* (January 2018)

- Priority 1
- Priority 2
- Priority 3

IPC Classification\*\*

- No data
- Minimal (Phase 1)
- Stressed (Phase 2)
- Crisis (Phase 3)
- Emergency (Phase 4)
- Famine (Phase 5)

- Country Office
- Area Office
- Sub Office
- Field Office
- Presence Office

- Refugee Camp
- Road Supply Route
- International Boundary
- Undetermined Boundary

- National Capital
- Major Town
- Intermediate Town
- Small Town

Sources: WFP, UNGIWI, GAUL, GLCSC, OCHA, UNHCR.

The designations employed and the presentation of material in the map(s) do not imply the expression of any opinion on the part of WFP concerning the legal or constitutional status of any country, territory, city or sea, or concerning the delimitation of its frontiers or boundaries. © World Food Programme 2018.

\*The Hotspot Woredas only refer to Ethiopia

\*\*For Somalia: Most likely scenario February - June 2018  
For Kenya: February - April 2018

## FUNDING

**SOMALIA**  
Net funding requirement

**US\$122.4m**  
July - December 2018

**ETHIOPIA**  
Net funding requirement

**US\$62m**  
June- November 2018

**KENYA**  
Net funding requirements

**US\$41.5m**  
July - December 2018

Note: Includes all Protracted Relief & Recovery Operations, Country Programme and Special Operations for the drought response across Ethiopia, Kenya and Somalia.

SOURCE: WFP, 24 JULY 2018

## 2018 HUMANITARIAN RESPONSE PLANS AND CLUSTER REQUIREMENTS

### SOMALIA Humanitarian Response Plan 2018

**FOOD SECURITY** US\$ 632m  
**NUTRITION** US\$ 254m  
**LOGISTICS** US\$ 10m  
**OTHERS** US\$ 540m



SOURCE: OCHA FTS, 24 JULY 2018

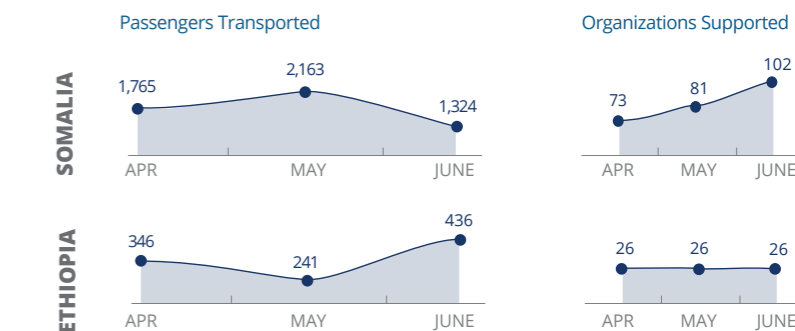
### ETHIOPIA Humanitarian Requirements Document 2018

**FOOD SECURITY** US\$ 1,036m  
**NUTRITION** US\$ 198m  
**OTHERS** US\$ 424m



SOURCE: OCHA, 12 JUNE 2018

## UN Humanitarian Air Service (UNHAS)



SOURCE: WFP, 24 JULY 2018

## WFP LEVEL 2 EMERGENCY

SINCE 06 FEBRUARY 2017

For more information, see the SITUATION REPORT and COUNTRY BRIEF  
[www.wfp.org](http://www.wfp.org)

<http://documents.wfp.org/stellent/groups/public/documents/ep/WFP284303.pdf>

Produced by the WFP Operations Centre (OPSCEN) jointly with Country Office and Regional Bureau Nairobi. This dashboard is based on best available information at the time of production. Future updates may vary as new information becomes available.