



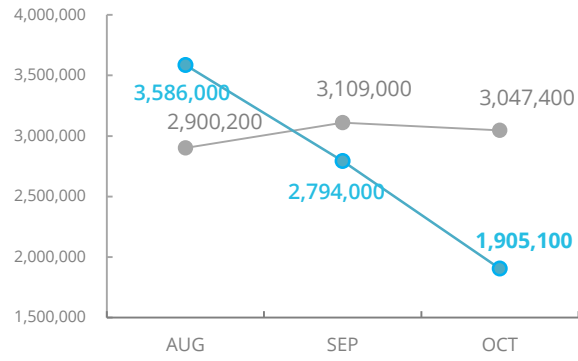
World Food Programme

Emergency Dashboard | November 2020

Central Sahel



PEOPLE ASSISTED Across Burkina Faso, Mali and Niger



SOURCE: WFP, 11 DEC 2020

● Operational Plan ● Assisted



COVID-19 OPERATIONAL IMPACT

BURKINA FASO

- General Food Assistance (GFA) and Nutrition in emergencies: Mitigation measures in place
- Regular Nutrition Programming: Mitigation measures in place
- Food for Assets (FFA)
- School feeding activities

MALI

- General Food Assistance (GFA) : Mitigation measures in place
- Nutrition: Mitigation measures in place
- Food for Assets: Replacing community-based activities with individual household activities
- School feeding activities

NIGER

- GFA: Mitigation measures in place
- Nutrition: Mitigation measures in place
- Food for Assets (FFA)
- School feeding activities

WFP Response

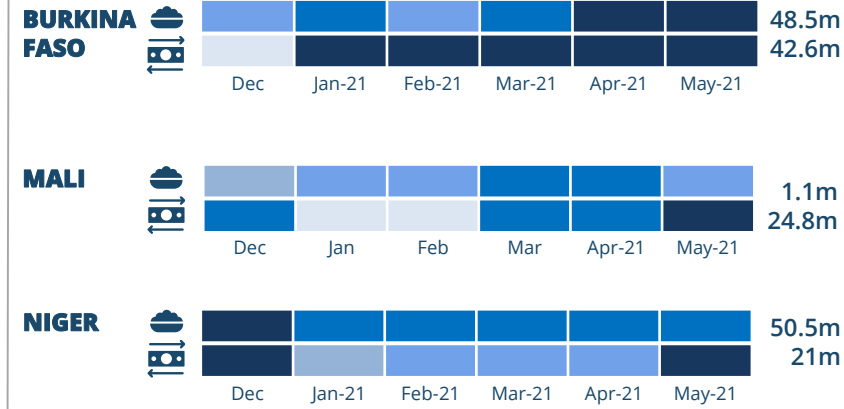
Beneficiaries reached

General Food Assistance (GFA) and Nutrition in emergencies: Mitigation measures in place	589,300	72%
Regular Nutrition Programming: Mitigation measures in place	15,100	64%
Food for Assets (FFA)	N/A	
School feeding activities	N/A	
General Food Assistance (GFA) : Mitigation measures in place	463,800	100%
Nutrition: Mitigation measures in place	21,000	100%
Food for Assets: Replacing community-based activities with individual household activities	57,300	100%
School feeding activities	86,200	59%
GFA: Mitigation measures in place	647,600	95%
Nutrition: Mitigation measures in place	106,300	104%
Food for Assets (FFA)	N/A	
School feeding activities	N/A	

EXPECTED PIPELINE BREAKS (US\$)

SOURCE: WFP, 23 DEC 2020

6 month shortfalls



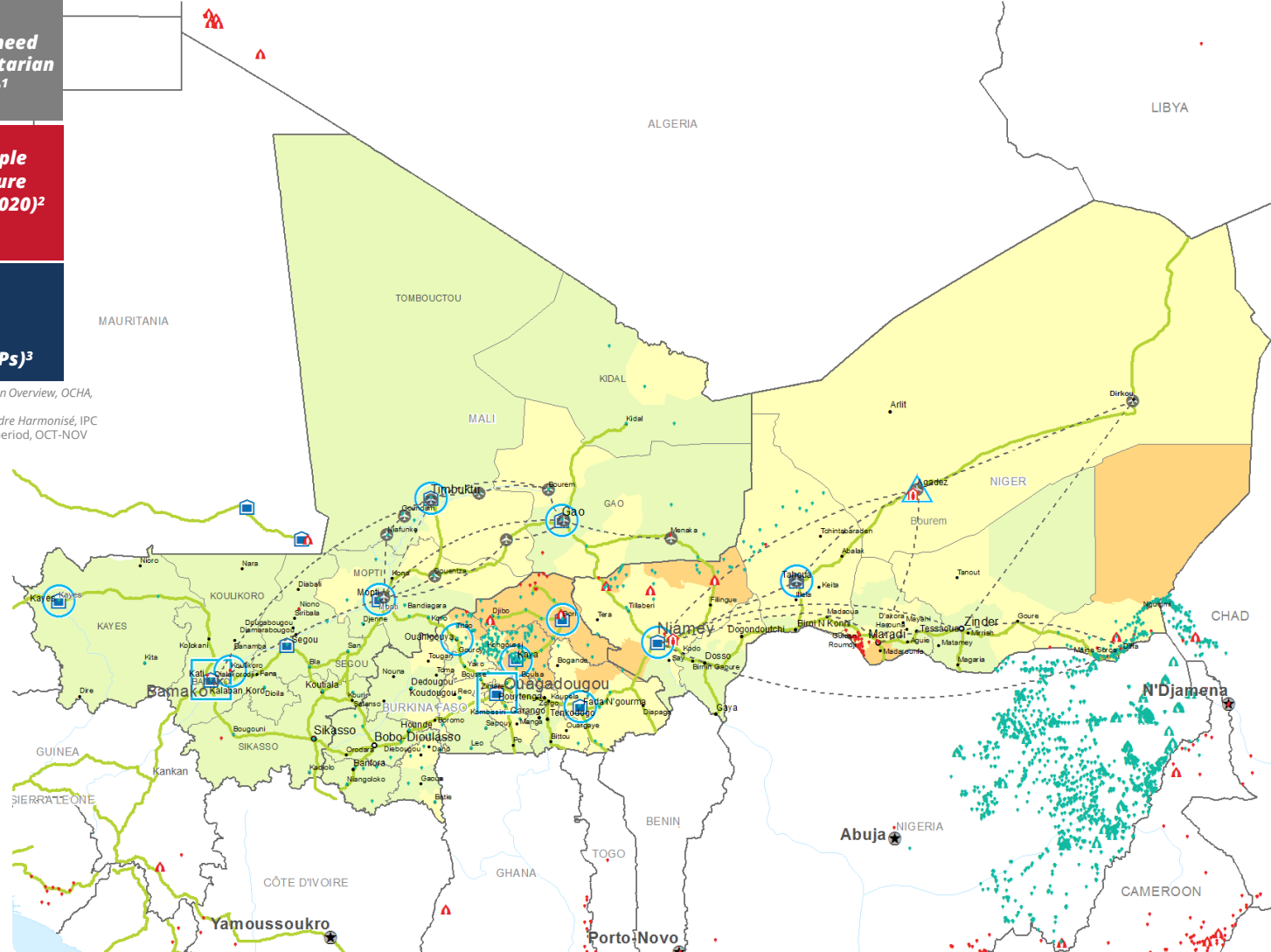
Monthly shortfall: SF < 5% | 5% < SF < 20% | 20% < SF < 50% | 50% < SF < 80% | SF > 80%

13.4m people in need of humanitarian assistance¹

3.7m people food insecure (Oct-Nov 2020)²

1.5m Internally Displaced People (IDPs)³

¹Global Humanitarian Overview, OCHA, April 2020
²November 2020 Cadre Harmonisé, IPC Phase 3-4, current period, OCT-NOV 2020
³UNHCR JULY 2020



FUNDING

Burkina Faso, Mali and Niger Country Strategic Plans


December 2020 – May 2021

Net funding requirements (needs based) (US\$)

BURKINA FASO	66.3m	138.1m
MALI	12.8m	
NIGER	59m	

SOURCE: WFP, 11 DEC 2020

AVERAGE MONTHLY REQUIREMENTS (US\$) – December



KEY FIGURES

Category	BURKINA FASO	MALI	NIGER	Source
Total Population (in millions)	20.9m	20.5m	21.8m	UNFPA, JUN, 2020
Internally Displaced People	1,049,767	287,500	265,500	CONASUR, NOV 2020
Refugees (does not include returnees)	20,032	42,800	228,700	UNHCR, JUL, OCT 2020
Food Insecure People (CH Phases 3-5)	2,020,039	436,867	1,228,778	November 2020 Cadre Harmonisé, IPC Phase 3-4, current period, OCT-NOV 2020
People Prioritized by WFP	1,200,000	1,000,000	2,600,000	Planification figures (WFP COUNTRY STRATEGIC PLANS)

CH Food Security Classification October - December 2020

No data	Crisis (Phase3)
Minimal (Phase1)	Emergency (Phase 4)
Stressed (Phase2)	Famine (Phase5)

Country Office	IDP Camp	Refugee Camp	Warehouse	National Capital	International Boundary
Sub Office	IDP Center	Refugee Center	UNHAS Connection	Major Town	Region Boundary
Field Office	IDP Location	Refugee Location	UNHAS Route	Intermediate Town	River
			Road Supply Route	Small town	

Produced by the WFP Operations Centre (OPSCEN) jointly with Country Office and Regional Bureau Dakar. This dashboard is based on best available information at the time of production. Future updates may vary as new information becomes available.

WFP LEVEL 3 EMERGENCY SINCE 09 SEPTEMBER 2019

SITUATION REPORT and COUNTRY BRIEF



SAVING LIVES
CHANGING LIVES