Syria Emergency Dashboard

February 2016

BENEFICIARIES

Emergency Operation 200339

3.65 million people assisted in January through General Food Distributions

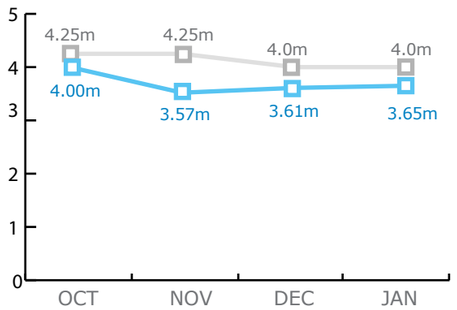

OTHER PROGRAMMES

JANUARY 2016

7,580 Pregnant & Breastfeeding Women

143,740 Nutrition assistance for Children

177,575 Students School Feeding

FUNDING

NET FUNDING REQUIREMENTS

Emergency Operation 200339

Mar-Aug 2016

Net Funding Requirements: 194m

Total Requirements: 329m

Source: WFP, 24 February 2016

4.36 million refugees in the Region

8.7 million in need of Food & Livelihood Support

6.5 million IDPs

OPERATIONAL CHALLENGES

Insecurity | Humanitarian Access | Resources

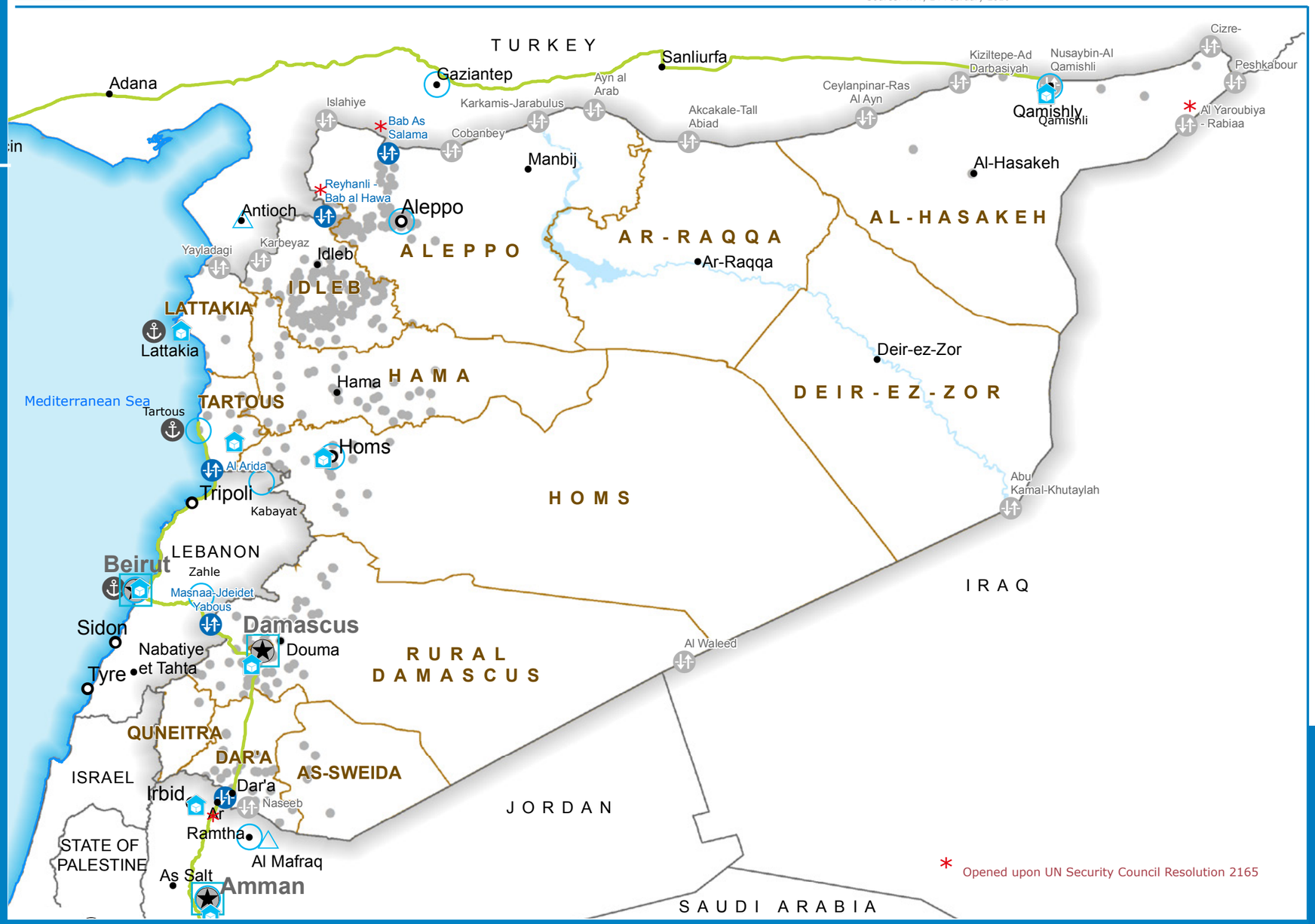

COMMON SERVICES

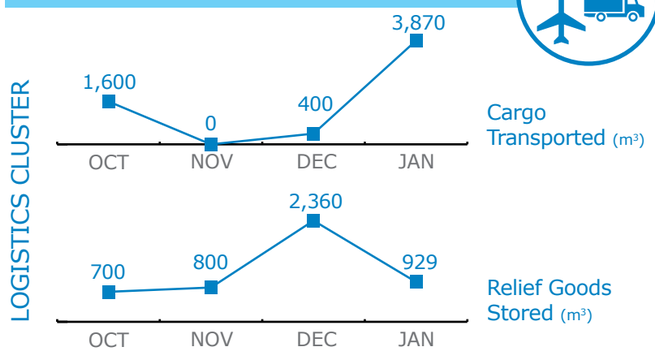

34 JOINT HUMANITARIAN CONVOYS SUPPORTED IN 2015

15 PARTNERS SERVED IN 2015

2016 CLUSTERS & SECTORS FUNDING



Received**: 80.1m
Requirements: 652.7m

Received**: 0m
Requirements: 12m

Received**: 0 m
Requirements: 1.3m

*These figures cover only WFP's share in the sector

**These figures exclude carry-over from 2015

Source: WFP, 29 February 2016

WFP LEVEL 3 EMERGENCY
SINCE 14 DECEMBER 2012

IASC LEVEL 3 EMERGENCY
SINCE 15 JANUARY 2013

Check the **SITUATION REPORT**
https://www.wfp.org/countries/syria

Country Office | Field Office | Sub Office | Food Distributions Points (December 2015) | Warehouse | Road Supply Route | Open Border Crossing Point | Closed Border Crossing Point | National Capital | Major Town | Intermediate Town | International boundary line | Governorate Boundary | Port

Sources: OCHA, WFP, GLCSC, UNGIWG, UNHCR, Geonames

The designations employed and the presentation of material in the map(s) do not imply the expression of any opinion on the part of WFP concerning the legal or constitutional status of any country, territory, city or sea, or concerning the delimitation of its frontiers or boundaries. ©World Food Programme 2016

Produced by the WFP **Operations Centre (OPSCEN)**

This dashboard is based on best available information at the time of production. Future updates may vary as new information becomes available.

WFP
wfp.org