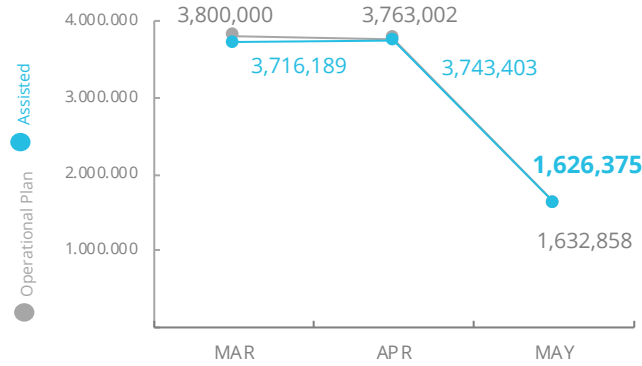




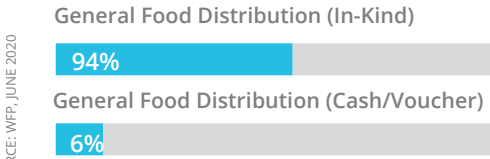
World Food Programme

Zimbabwe

PEOPLE ASSISTED Zimbabwe Country Strategic Plan (CSP)



OPERATIONAL PROFILE By Transfer Modality

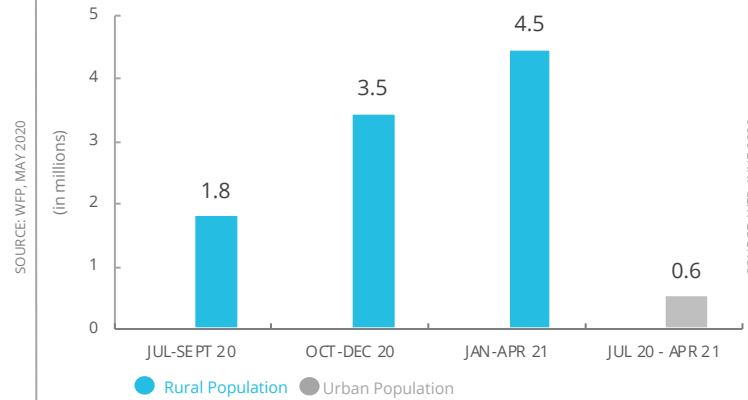


COVID-19 OPERATIONAL IMPACT

Status	WFP Response adjusted
✓	Mandatory hygiene measures at Food Distribution Points (FDPs)
✓	Crowd control and social distancing, maximum of 50 people at FDPs
✓	Extended distribution timelines

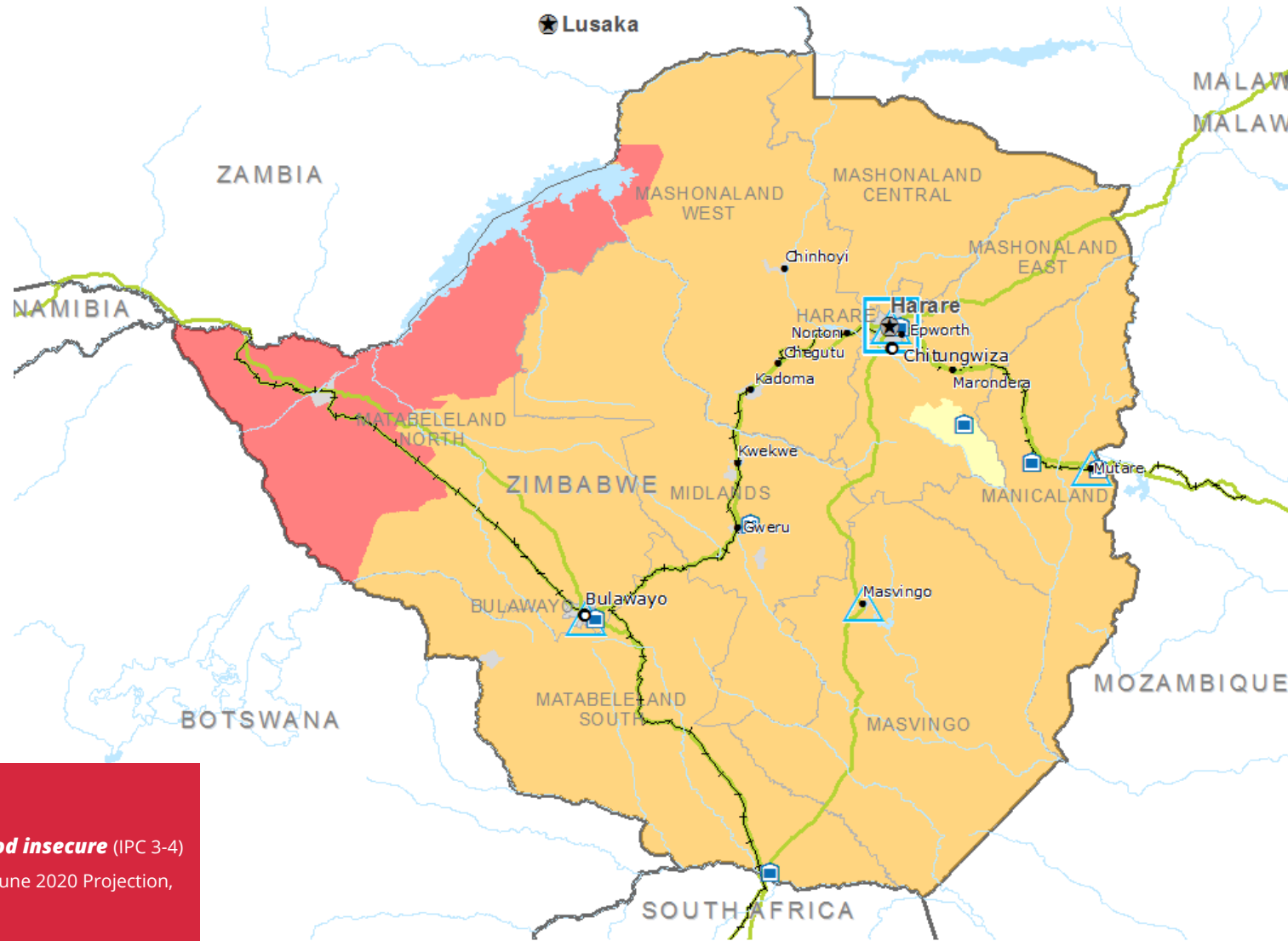
✓ Ongoing ⚠ Partially Suspended ✗ Suspended

LEAN SEASON ASSISTANCE (2020/21) Targeted Population



June 2020

Emergency Dashboard



FUNDING Zimbabwe Lean Season Scale-Up

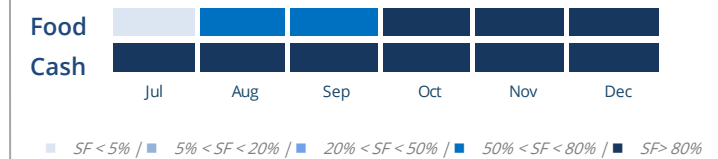
Net funding requirements
June - November 2020

US\$219m

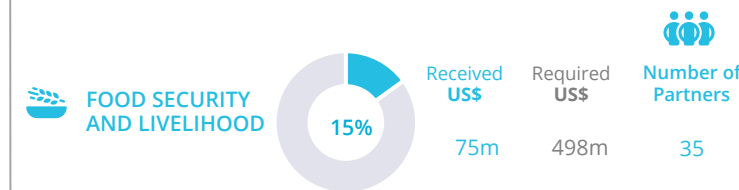
AVERAGE MONTHLY FUNDING REQUIREMENTS (US\$)

31.4m 10.6m

EXPECTED SHORTFALLS



WFP-LED AND SUPPORTED CLUSTERS



WFP LEVEL 2 EMERGENCY SINCE 28 NOVEMBER 2019

SITUATION REPORT and COUNTRY BRIEF

4.3m
people food insecure (IPC 3-4)
(February - June 2020 Projection, ZimVAC)

IPC Food Security Classification February - June 2020

- No data
- Crisis (Phase 3)
- Minimal (Phase 1)
- Emergency (Phase 4)
- Stressed (Phase 2)
- Famine (Phase 5)

- Country Office
- Sub Office
- Field Office
- Area Office
- Warehouse
- National Capital
- Major Town
- Intermediate Town
- Small town
- International Boundary
- Region Boundary
- Road Supply Route
- Railway
- River

Sources: WFP, UNGIWG, GAUL, GLSCS, OCHA, UNHCR, IPC.

The designations employed and the presentation of material in the map(s) do not imply the expression of any opinion on the part of WFP concerning the legal or constitutional status of any country, territory, city or sea, or concerning the delimitation of its frontiers or boundaries. © World Food Programme 2020.

SOURCE: WFP, JUNE 2020



SAVING LIVES
CHANGING LIVES