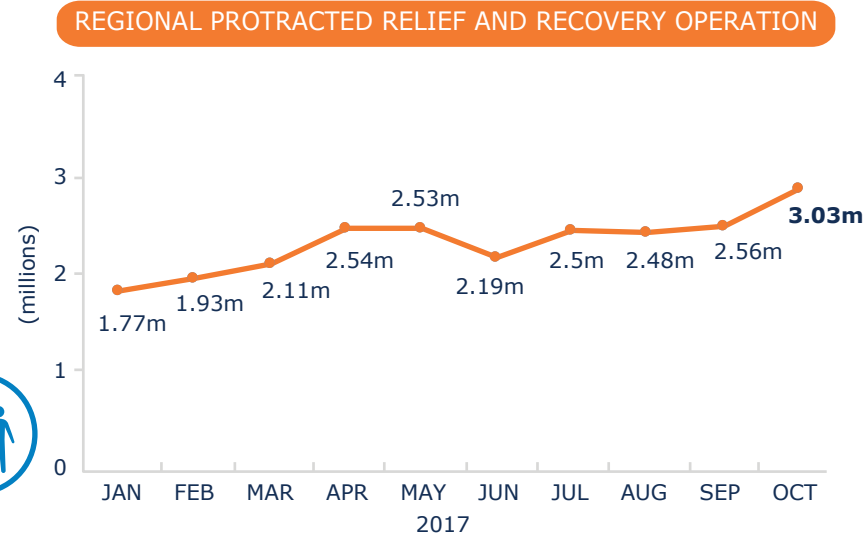
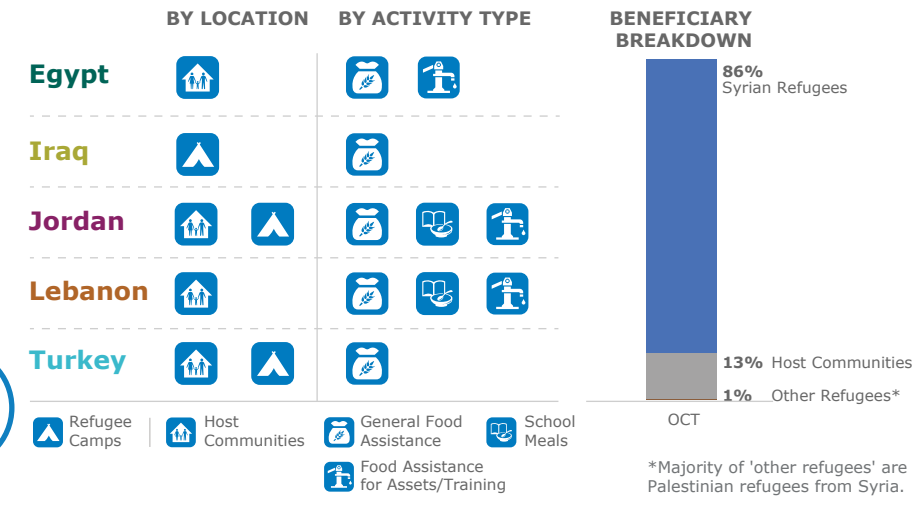


PEOPLE ASSISTED



OPERATIONAL PROFILE



FUNDING

NET FUNDING REQUIREMENTS January 2018 - June 2018

- Egypt US\$17m
- Iraq US\$14.5m
- Jordan US\$106m
- Lebanon US\$145m
- Turkey (in-camp) US\$17.5m
- Total US\$300m**

TOTAL AMOUNT INJECTED INTO LOCAL ECONOMIES*

| Country | Percentage |
|---------|------------|
| Egypt | 4% |
| Iraq | 3% |
| Jordan | 34% |
| Lebanon | 27% |
| Turkey | 32% |

Total US\$3.23bn

*Through cash-based transfers, local procurement and local expenditure since 2012

SYRIA REGIONAL REFUGEE RESPONSE (3RP) 2017-2018

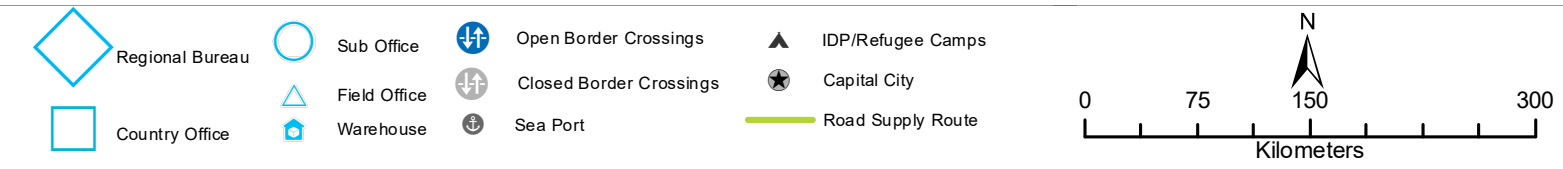
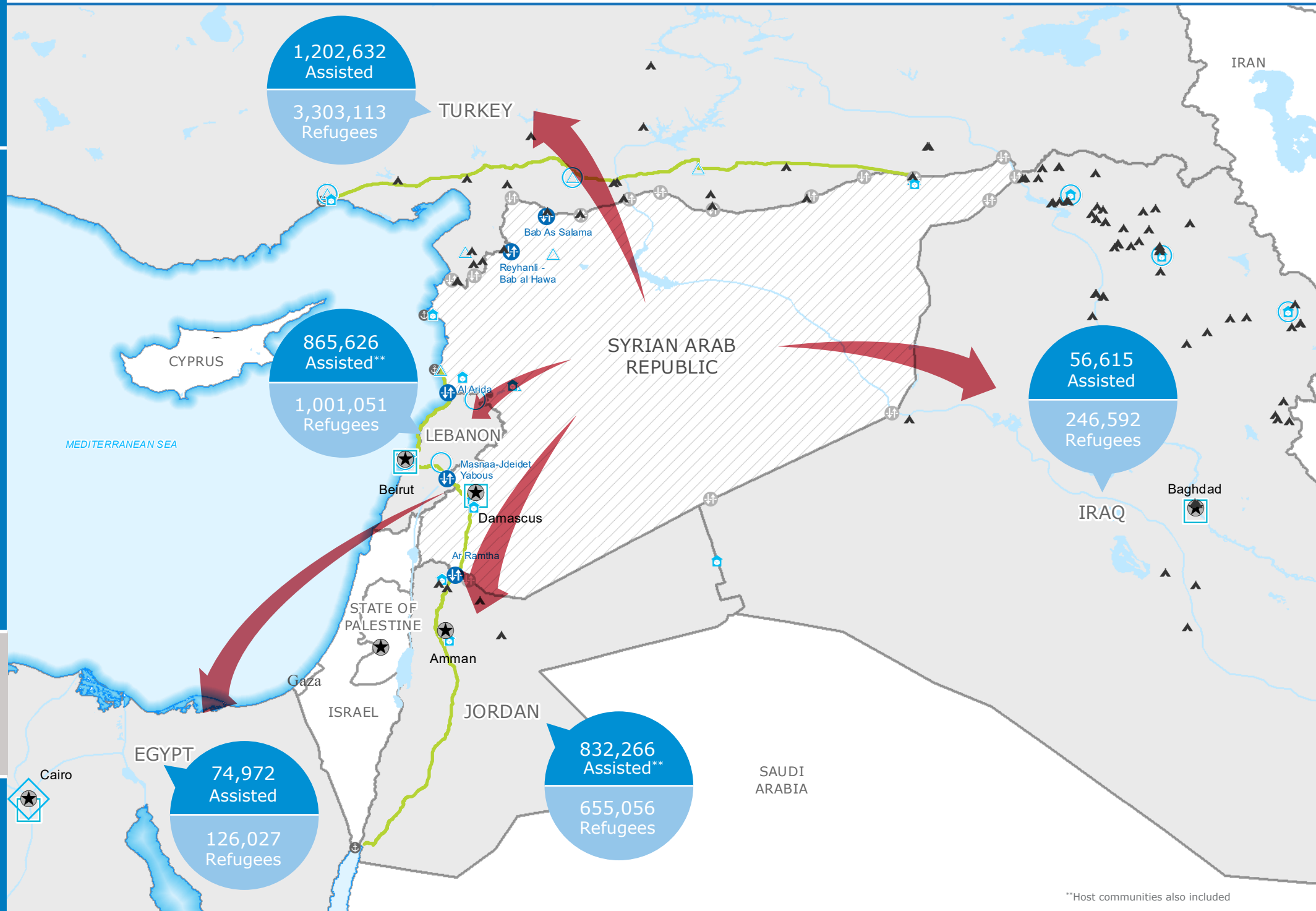
| Organization | Amount (US\$) |
|---------------------------|-------------------------|
| WFP | US\$1.3bn |
| OTHERS | US\$3.33bn |
| TOTAL REQUIREMENTS | US\$4.63 billion |

WFP LEVEL 3 EMERGENCY SINCE 14 DECEMBER 2012

2A Regional Protracted Relief and Recovery Operation 200987

IASC LEVEL 3 EMERGENCY SINCE 15 JANUARY 2013

For more information see the **SITUATION REPORT** and country brief www.wfp.org/countries/syrian-arab-republic



Sources: UNHCR, UFP, UNGWIG, GeoNames, GAUL

This dashboard is based on best available information at the time of production. Future updates may vary as new information becomes available.

WFP SAYS NO to GENDER BASED VIOLENCE

