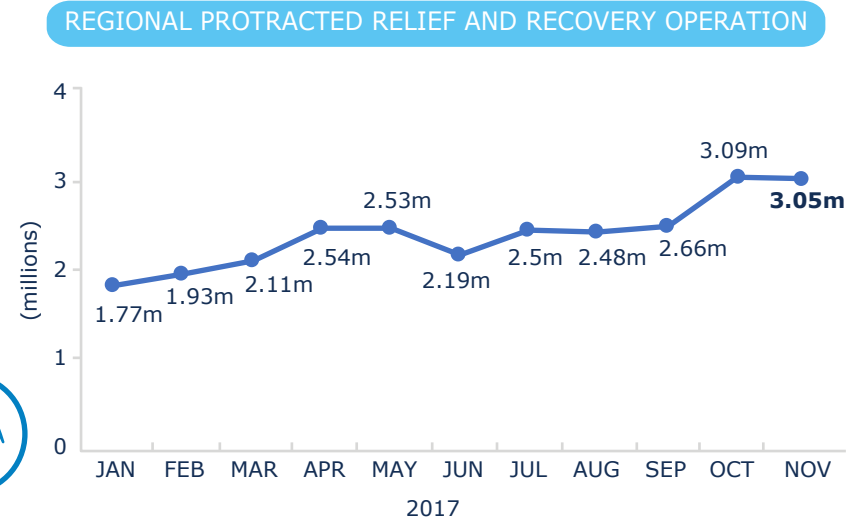
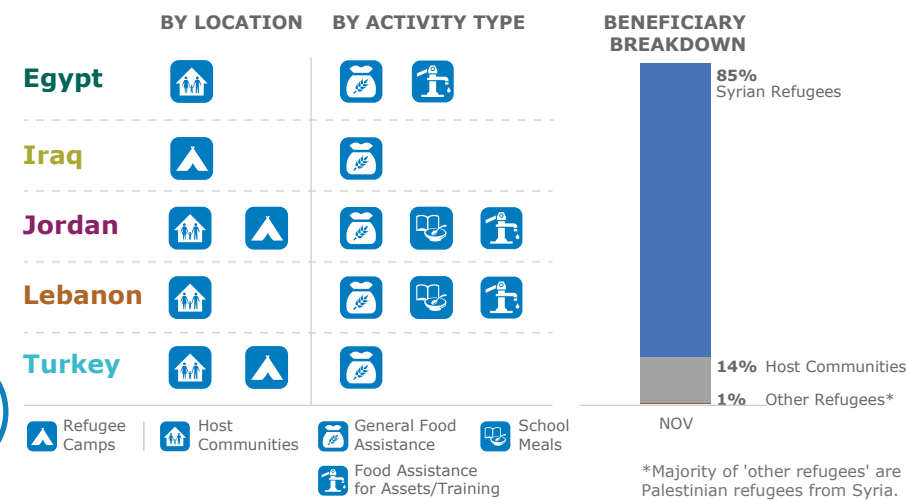


## PEOPLE ASSISTED



## OPERATIONAL PROFILE



### FUNDING

#### NET FUNDING REQUIREMENTS January 2018 - June 2018

- Egypt US\$17m
- Iraq US\$14.5m
- Jordan US\$106m
- Lebanon US\$145m
- Turkey (in-camp) US\$17.5m
- Total US\$300m**

### TOTAL AMOUNT INJECTED INTO LOCAL ECONOMIES\*

**Total US\$3.23bn**

\*Through cash-based transfers, local procurement and local expenditure since 2012

### SYRIA REGIONAL REFUGEE RESPONSE (3RP) 2018

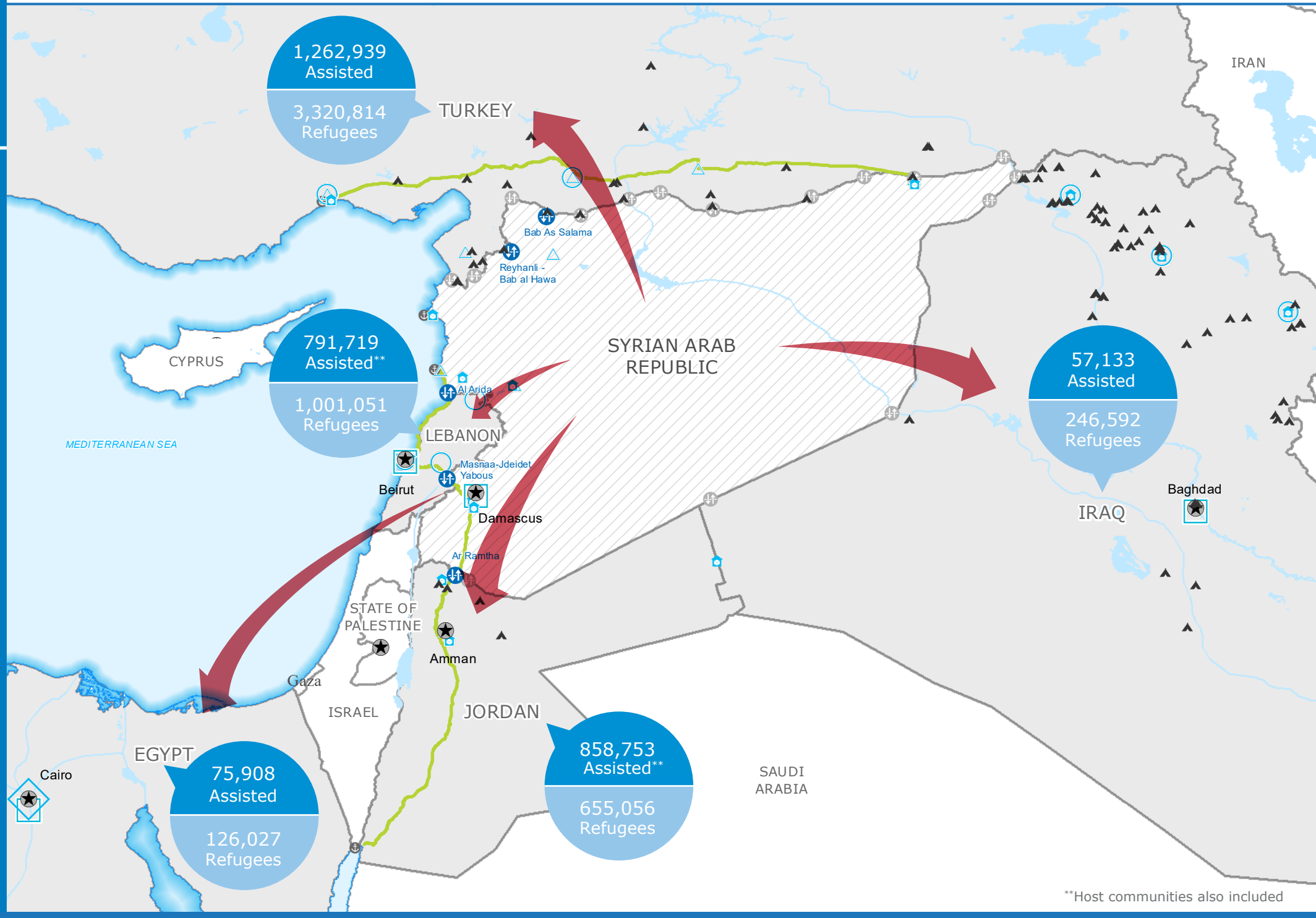
**TOTAL REQUIREMENTS: US\$4.4 billion**

### WFP LEVEL 3 EMERGENCY SINCE 14 DECEMBER 2012

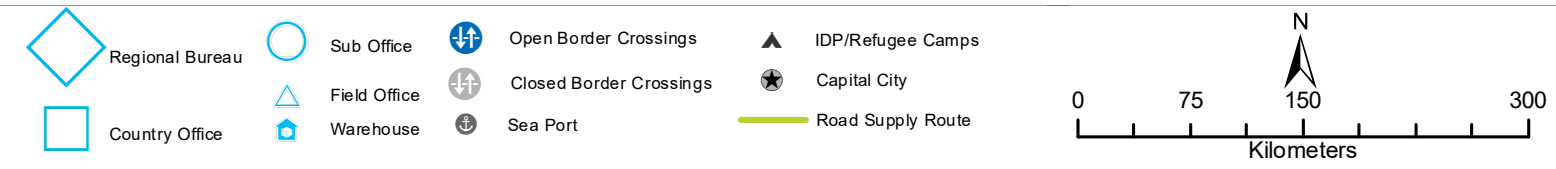
2A Regional Protracted Relief and Recovery Operation 200987

### IASC LEVEL 3 EMERGENCY SINCE 15 JANUARY 2013

For more information see the **SITUATION REPORT** and country brief [www.wfp.org/countries/syrian-arab-republic](http://www.wfp.org/countries/syrian-arab-republic)



\*\*Host communities also included



Sources: UNHCR, UFP, UNGWIG, GeoNames, GAUL  
 This dashboard is based on best available information at the time of production. Future updates may vary as new information becomes available.

Source: WFP, 10 December 2017  
 Source: WFP, 13 November 2017