

## WFP Monitored markets:

Amhara	3
Oromia	16
SNNPR	7
Somali	4
Tigray	10

## Monitored prices:

Wholesale prices (21 markets)  
Retail prices (40 markets)  
CPI (Consumer Price Indices)

## Data sources

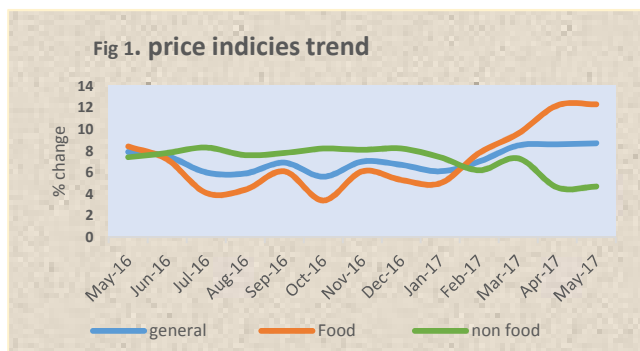
WFP Sub Offices  
Ethiopian Grain Trade Enterprise  
Central Statistics Agency  
National Bank of Ethiopia  
Woreda DPPO

## WFP-Ethiopia – VAM

For further information  
Contact: [addisababa.vam@wfp.org](mailto:addisababa.vam@wfp.org)

## HIGHLIGHTS

- The year on year general inflation in May stood at 8.7%, food inflation was 12.3% and non food inflation 4.7%. Food inflation has been rising steadily since January 2017 from 5% to 12.3 % in May.
- At national level, whole sale prices of white maize increased by 33% from the long term average, by 34% from last year and by 10% from last month. Price increase at this time is seasonal, but the rates of increase from last year and from the long term average is high; a close monitoring of maize supply is required.
- In contrast, wholesale prices of white sorghum decreased from the long term average by 6% ,from last year by 18% and from last month by 4%
- Wholesale prices of white wheat remained similar to last year prices, increased slightly by about 8% from the long time average and by 9% from last month.
- Compared to the long term average, maize retail prices increased significantly (21% -58%) in selected markets. Maize prices also increased highly from last year. Prices remained similar to last month prices in most regions.
- The average shoat to maize terms of trade (ToT) in Diredawa, Jijiga and Yabelo markets improved by 13% to 28% in May compared to the previous month. However, ToT deteriorated in Negelle & Asayita markets by 9% and 7% respectively. ToT was stable in Gode and Awash markets. In Tigray, the wage to cereal ToT declined in most monitored markets due to increase in maize prices while wages remained unchanged.



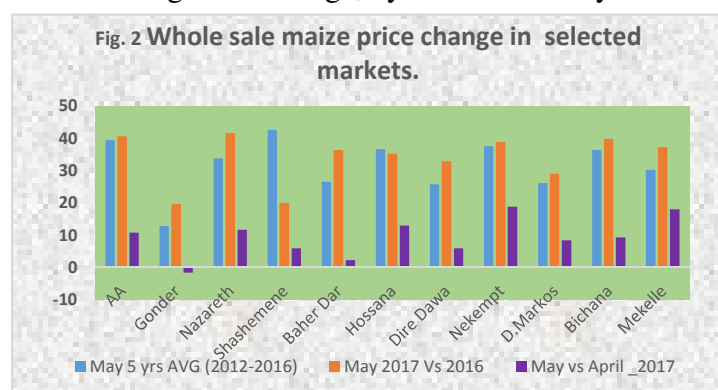
The Central Statistics Agency reported that the April year on year general inflation stood at 8.7%, food inflation at 12.3% and the non-food inflation at 4.7%. The higher food inflation rate is driven by cereal price rise in most markets. On the other hand prices of vegetables, potato, tubers, pulses and coffee declined. As figure 1 shows, food price indices have been on the rise since January this year. Similarly, food inflation rate, based on

changes in Consumer Price Index increased steadily from 5% in January 2017 to 12.3% in May 2017.

**Source: CSA**

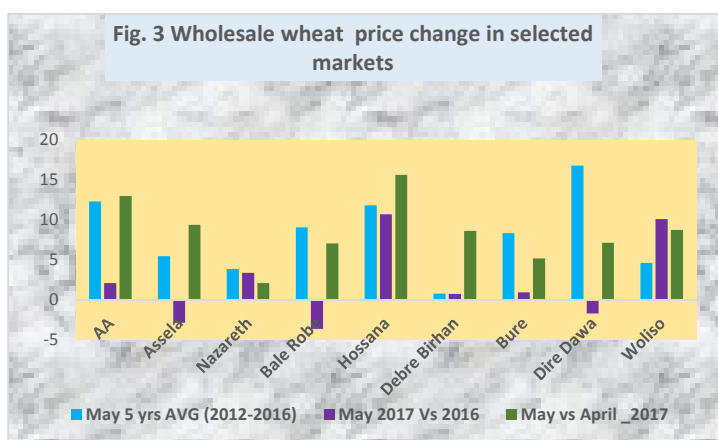
## Wholesale prices of Staple Cereal

In May, average wholesale maize prices for selected EGTE monitored markets increased by 33%, from the long term average, by 34% from last year and by 10% from last month. Increase in maize

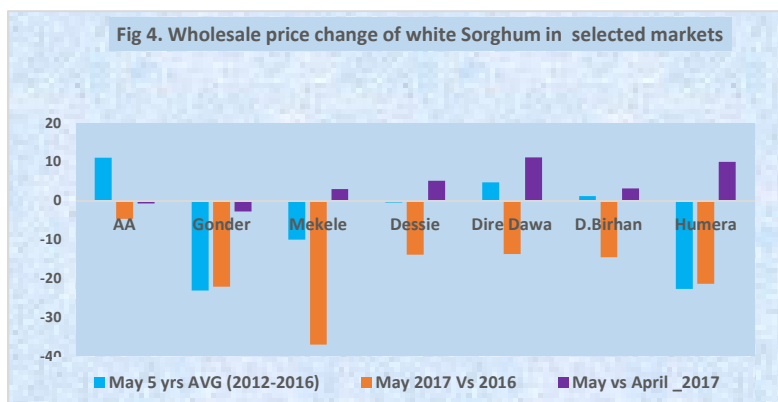


prices is seasonal, however the high level of rise from the normal and from last year raises a concern and maize production and supply needs to be monitored closely. Figure 3 shows Wholesale wheat prices are relatively stable with an average increase of 8% from normal (long term), 2% from last year and 9% from last month. However, Addis Ababa and Hosanna markets recorded higher price increase from last

month, 13% in Addis Ababa and 16% in Hosanna markets.



In contrast to maize, wholesale price of white sorghum declined by 23% from the long term average in Gonder & Humera, by 11% in Addis Ababa and 10% in Mekelle markets. Sorghum prices also declined compared to last year by 37% in Mekelle, 22% in Gonder and 21% in Humera

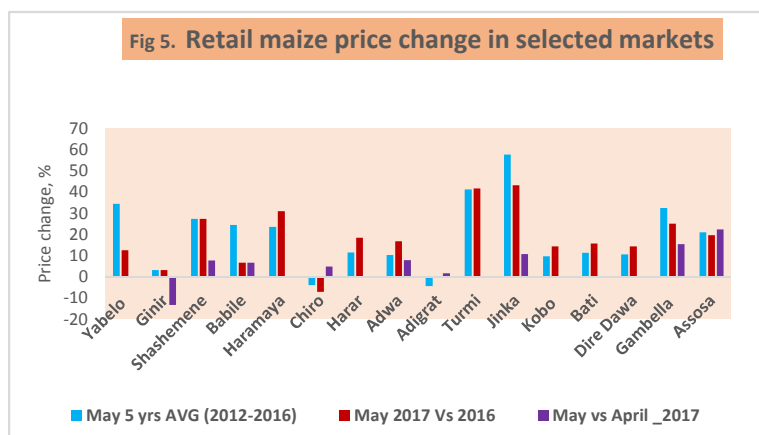


Prices increased slightly compared to last month.

Wholesale prices of teff showed an increase of 2% from long term average, 13% from last year and similar to last month in most markets.

## Retail Prices of Staple Cereal

The retail price of white maize in May increased by 16% from the long term average, 14% from last year and 4% from last month.

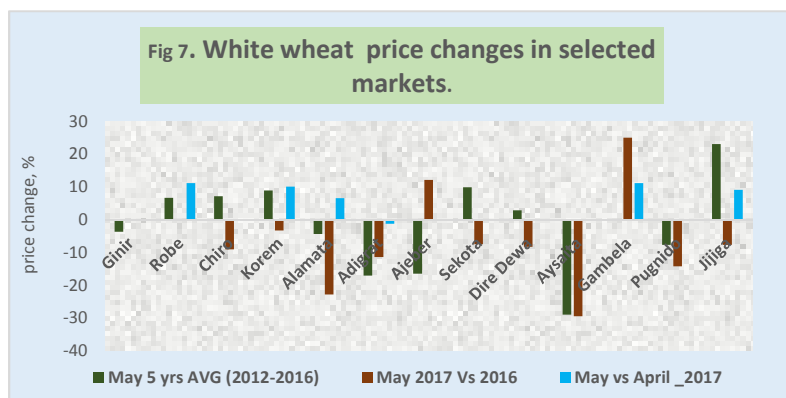


The highest price rise from the long term average was recorded in Jinka, Meti, Dollo Ado, Sodo, Turmi, Yabelo, Gambella, Shashemene, Bedessa, Babile, Haromaya, Korem and Assosa ranging from 21% to 58%. Comparison with last year also show high price increases in Meti, Jinka, Turmi, Sodo, Haromaya, Bedessa, Shashemene and Gambella markets ranging from 25% to 69%.

Prices remained stabled in relation to the previous month in most WFP monitored markets.

Summary by region shows that the highest increase from the long term average in retail maize prices was recorded in SNNPR (47%) Somali (44%), Benishangul (21%), Gambella (19%), Oromia (14%), Harari (11%), Amhara and Diredawa 10%. Compared to last year, prices increased in SNNPR (42%), Assosa (20%), and Gambella (19%) Harari (18%), Somali and Amhara (15%), and Diredawa (14%).

Changes in wheat retail prices compared to last year reveal a mixed picture, mostly declining (by 4% to 31%) in many of the monitored markets but increasing by 6-36% in few markets.



When compared to the long term average, again a mixed picture emerges, wheat prices rose by 3%-30% in different monitored markets while prices declined in some markets by 4-29%.

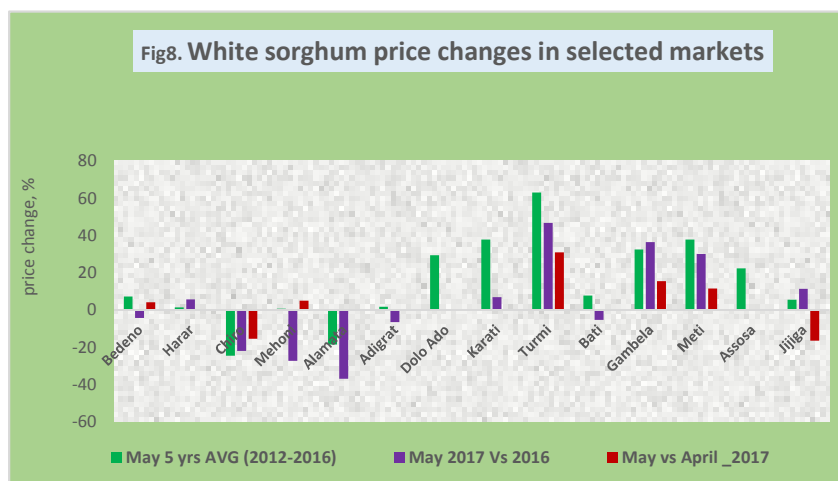
Month to month comparison shows mostly stable wheat prices except in Wolenchiti, Robe and Gambella where price increased

by 22% in Wolenchiti and 11% in Robe and Gambella. On the other hand a decline of 24% in Deder and 11% in Bedessa was reported.

Compared to the long term average, retail prices of white sorghum increased by 10% taking the average for all regions, but prices increased significantly in SNNPR (45%), Gambella (36%) and Somali (17%) regions. Compared to last year, sorghum prices increased SNNPR (45%) Gambella (36%) and Somali (11%). Prices also increased from last month in SNNPR (23%), Gambella (15%) and Amhara (12%).

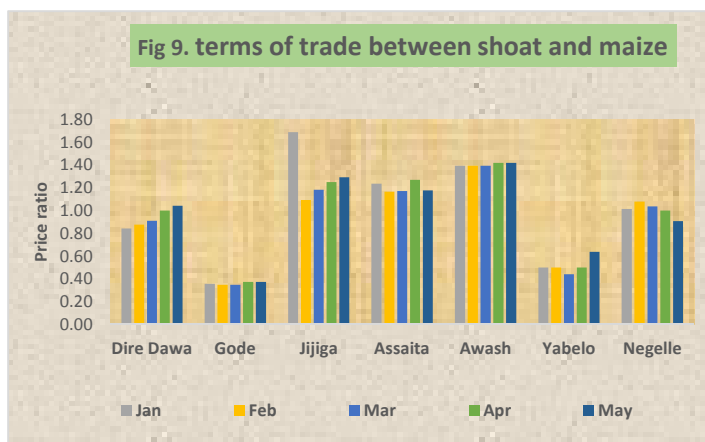
On the other hand white sorghum prices declined by 6% to 37% in Alamata, Wukro, Chiro, Korem, Babile, Wolenchiti and Abomsa markets compared to last year prices. Sorghum prices

also declined from the previous month by 13% in Ginir, 18% in Deder, 16% in Chiro



## Terms of Trade (TOT)

**Shoat to cereal:** The average shoat to maize terms of trade (ToT) in Diredawa, Jijiga and Yabelo markets improved in May by 13-28% compared to the previous month. Livestock to maize ToT was stable in Awash and Gode markets as compared to last month. However, livestock to maize ToT declined in Negelle & Asayita markets by 9% and 7% from last month. In Negelle and Yabelo markets an average goat can buy 91 kg and 64 kg of maize respectively.



**Wage to cereal:** the daily wage rate for unskilled labor remained stable while maize price has been increasing in monitored markets in Tigray. As a result, maize to wage ToT declined by 2% - 13% in Korem, Abi Adi, Adwa, Adigrat and Hawzen. Similarly the ToT for wage to sorghum showed a decline of 2% – 13% in Wukro, Abi Adi and Hawzen. Daily unskilled wage rates to sorghum ToT in Tigray ranged from 8.30 kg to 17.86 KGs while wage rate to maize ranged from 9.06 to 20 KGs.

Markets	Price (Birr)	% changes compared to		
		May Average (2012-2016)	May-16	April-17
White maize (wholesale in 100 KG)				
Addis Ababa	664.8	39.4	40.5	10.7
Nazareth	640.0	33.7	41.6	11.6
Shashemene	720.0	20.0	2.2	0.0
Bure	576.0	34.0	10.8	10.8
Jimma	ND	ND	ND	ND
Bahir Dar	613.3	36.3	2.2	2.2
Dessie	ND	ND	ND	ND
Gondar	590.0	12.8	19.7	-1.7
Mekelle	690.0	30.2	37.2	17.9
Wheat-Wholesale in 100KG				
Addis Ababa	944.3	12.3	2.1	13.0
Assela	828.3	5.4	-2.9	9.4

**ETHIOPIA MONTHLY MARKET WATCH**

May 2017

Bale-Robe	820.0	9.0	-3.6	7.0
Debre Markos	785.0	2.8	0.0	5.4
Dessie	775.0	-0.6	3.3	2.6
Diredawa	1086.0	16.8	-1.7	7.1
Mekelle	ND	ND	ND	ND
<b>White maize(Retail in KG)</b>				
Negelle (Guji)	800.0	6.7	6.7	6.7
Jijiga	1000.0	14.2	11.1	0.0
Ginir	650.0	3.2	3.2	-13.3
Yabelo	900.0	34.3	12.5	0.0
Shashemene	700.0	27.3	27.3	7.7
Korem	752.0	23.3	15.7	21.3
Beden	850.0	19.4	13.3	6.3
Alamata	672.0	7.8	-8.8	0.0
Dalocha	ND	ND	ND	ND
Hawassa	ND	ND	ND	ND
Wolayta Sodo	780.0	42.3	41.8	9.9
Aleta wendo	ND	ND	ND	ND
Meskan	ND	ND	ND	ND
Kobo (N Wello)	632.0	9.6	14.3	0.0
Ayssaita	680.0	17.9	13.3	4.6
Awash Fentale	600.0	2.9	0.0	0.0
<b>White sorghum (Retail in KG)</b>				
Turmi	850.0	63.0	46.6	30.8
Abomsa	750.0	15.4	-6.3	-6.3
Abaala	850.0	-24.4	0.0	0.0
Abyi Adi	750.0	-2.6	-14.3	10.3
Korem	752.0	-4.1	-21.7	4.4
Wekro	570.0	-32.5	-36.7	0.0
Sekota	880.0	-2.8	-2.2	10.0
Kobo (Amhara)	ND	ND	ND	ND
<b>TOT (Shoat to maize in KG)</b>				
Yabelo	0.6	364.6	-7.1	27.8
Negelle (Guji)	0.9	-15.0	-15.0	-9.4
Jijiga	1.6	8.8	-3.8	12.7
Gode	0.6	-49.1	-44.3	0.0
Diredawa	1.6	32.1	32.6	13.6
Assaita	1.2	-39.7	-2.0	-7.3
<b>TOT (wage to cereal in KG)</b>				
Kobo (wage to maize)	9.5	62.1	16.7	0.0
Bati (wage to maize)	12.5	ND	6.3	0.0
Alamata (wage to sorghum)	13.4	70.7	138.6	12.5
Korem (wage to barley)	10.7	113.8	37.8	-14.1
Exchange Rates (Birr/US \$)	23.1	18.4	0.1	0.0

