



### BACKGROUND AND METHODOLOGY

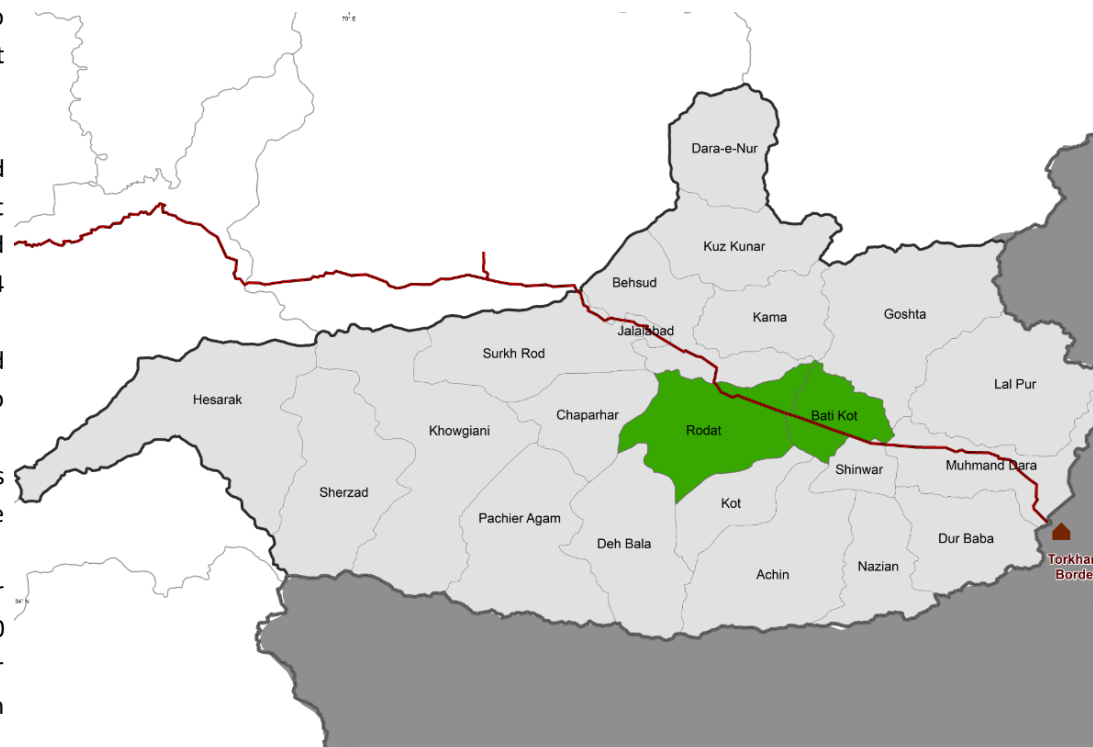
- The mobile Post-Distribution Monitoring (PDM) data collection was piloted in Jalalabad City in April. The lessons learned from the pilot was that collection of PDM information through mobile calls from beneficiaries is feasible, quick and cost effective option which provides timely and valuable information on WFP programmes. The second round of mobile PDM data collection targeted returnee households in **Batikot and Rodat** districts of Nangarhar province who had received WFP assistance. A total of 40 (15 female and 25 male) interviews were conducted in each district, using the mobile numbers that were collected during registration of beneficiaries. Two multi-lingual, WFP female operators conducted the interviews between 22 – 26 May. Nearly 40% of respondents were females and 16 percent of the households were headed by women.
- One of the new objectives of the PDM data collection was to test the revised questionnaire which also included some questions related to protection and accountability to affected populations. The findings will also help WFP to better understand how the assistance has helped the beneficiary households. These findings will also be used as a baseline for the next round of the mobile PDM data collection in these districts.

### Key Findings

**Household Composition:** The average household size for beneficiary households in Bati Kot is 6 persons while it is 8 persons in Rodat. Eighty percent of the households have a girl below the age of 5, and 70 percent have a boy below the age of 5 years. The findings also indicate that 16 percent of households had an elderly female member and only 5 percent had an elderly male member.

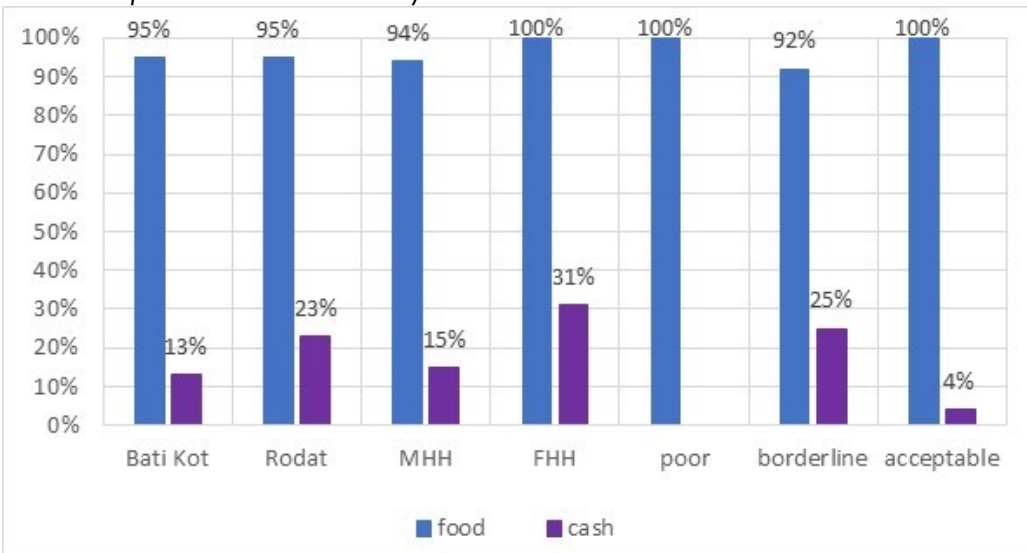
**Assistance and decision making:** In total, 95 percent of the interviewees reported receiving food assistance in the past 3 months while 13 percent in Batikot and 23 percent in Rodat received cash assistance. All of the female headed households (FHH) reported receiving food, while 31 percent also received cash. The findings also indicate that 94 percent of the male headed households received food assistance and 15 percent cash.

- Most households reported receiving the standard food rations and the standard cash allocation of AFN 6,000 per household per month. Some households also received cash from the Government.
- The majority of the beneficiaries received assistance at the distribution sites located in the district centres. A limited number also reported receiving assistance at Torkham border.
- Beneficiaries were asked who in the household makes decisions on how food or cash assistance is used. In Bati Kot, men were the main decision makers in 60 percent of the households with both men and women deciding in 32 percent. For Rodat, 30 percent of the households reported women being the main decision makers. For FHH, 77 percent reported women being the main decision makers.



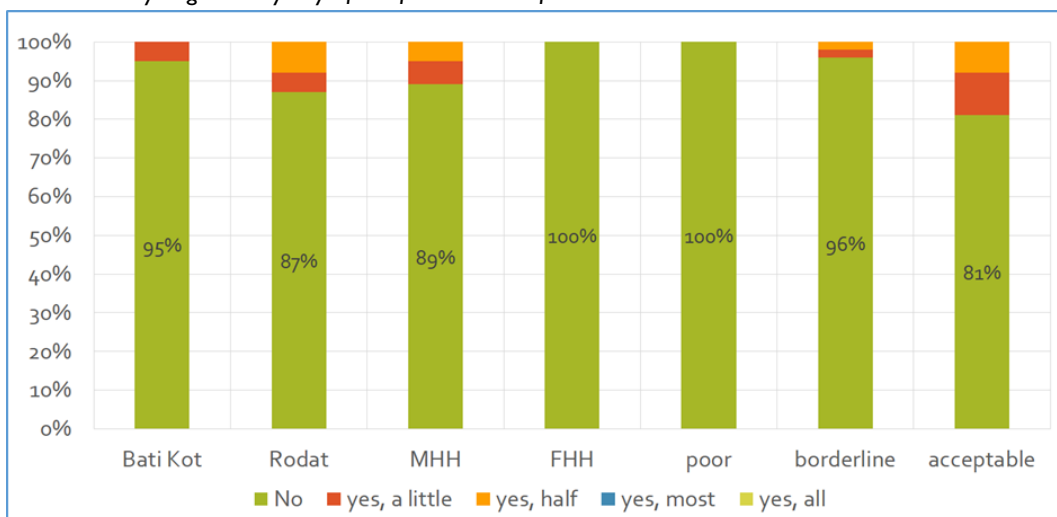
## Key Findings

**Chart 1: Reported assistance received by households**



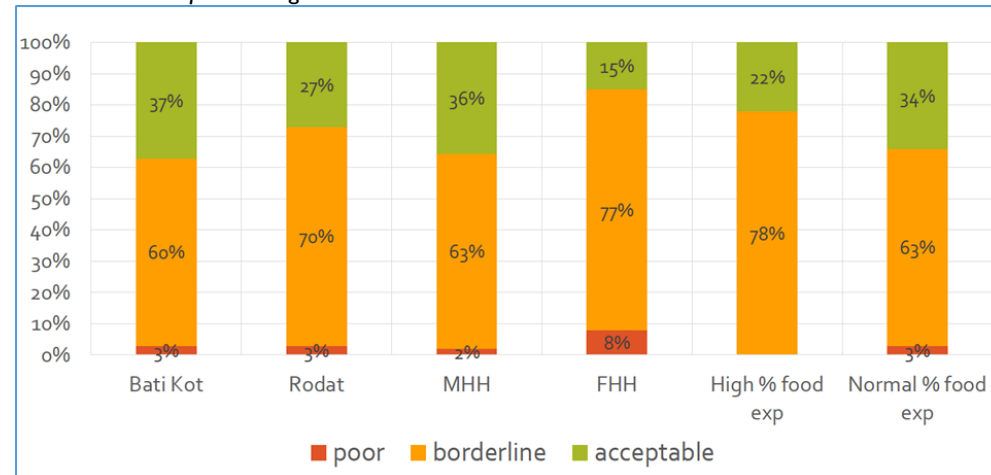
**Usage of food:** Most of the households reported that they used the food assistance for their own consumption. In addition, a limited number in both districts reported that they gave some food to their relatives and friends. Very few households reported selling or trading any of the food assistance.

**Chart 2: Did you give away any of the food received from WFP?**



**Household dietary diversity and food frequency:** The interview collected information on the number of days in the past week that the household had consumed different foods or food groups. This information was used to calculate a food consumption score that reflects relative household food security, based upon dietary diversity and food frequency. Households were then classified as having either 'acceptable', 'borderline' or 'poor' food consumption.

**Chart 3: Consumption categories**



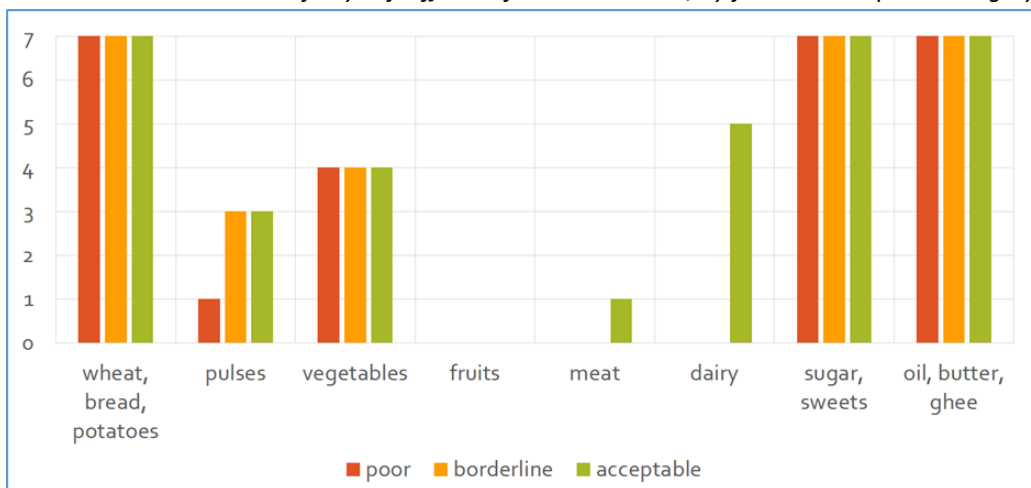
In this PDM the following results were found:

- In Batikot, 37 percent of the households have acceptable consumption, 60 percent borderline and only 3 percent with poor food consumption, while in Rodat, 27 percent of the beneficiaries have acceptable consumption, 70 percent borderline and only 3 percent with poor household food consumption.
- Overall 36 percent of male headed households (MHH) and 15 percent of FHH had acceptable consumption, in terms of dietary diversity and food frequency.
- However, 63 percent of MHH had borderline consumption, compared to 77 percent of FHH. 8 percent of the MHH had poor consumption, compared to only 3 percent for FHH.

The chart in next page shows the variation in weekly consumption by different groups. Households with poor consumption are typically eating wheat/bread, sugar and oil on a daily basis while consuming pulses or vegetables only 1 day per week. Households with borderline consumption are enjoying daily consumption of wheat/bread, dairy, sugar and oil, along with occasional consumption of pulses (3 days per week) and vegetables (2 days per week). The households in acceptable category are consuming cereals, dairy products, sugar and oils every day in a week with occasional consumption of pulses, vegetables and meat.

## Key Findings

Chart 4: Median number of days of different foods consumed, by food consumption category



## The main sources of food

Most households access food through purchase using their own cash, food assistance from government and other humanitarian agencies including WFP, and purchasing food through credit with a limited number relying on gifts from friends and relatives, own production or purchase through cash provided by agencies.

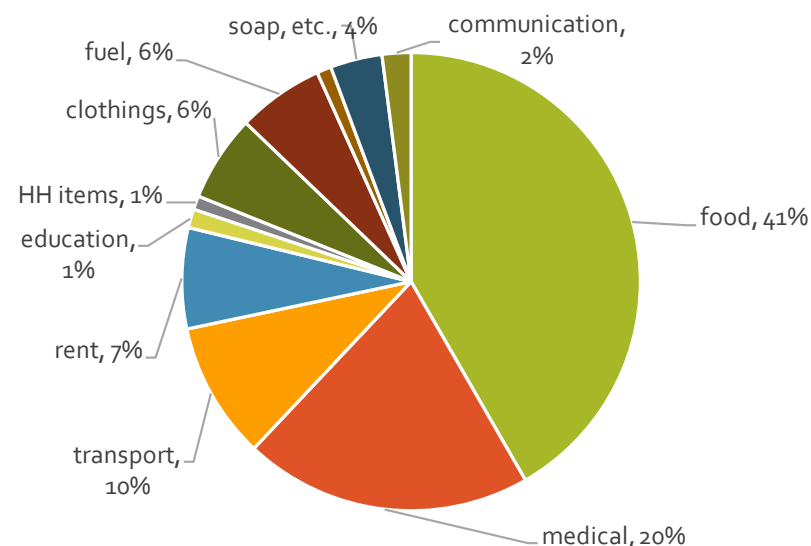
- Households with poor consumption are more likely to rely purchases using their own cash to access food and least likely to have used cash from Government, UN or NGOs or to use credit.
- Households with acceptable consumption are the most likely to use cash from Government, UN or NGOs or to receive food as gifts from family or friends to access food.

## Monthly household expenditure

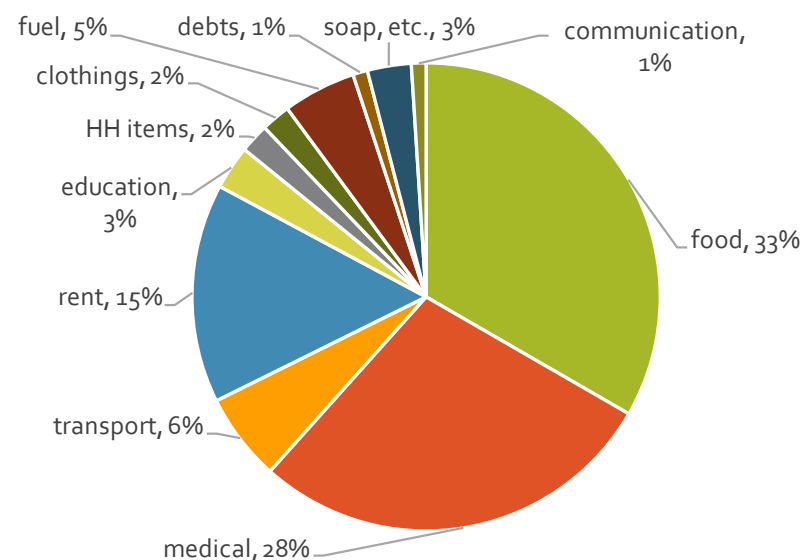
The beneficiaries were also asked their household expenditures over the past 30 days. The results show that the highest share of expenditure is for food, medical/health care, transportation and house rental in both districts. The findings also show that FHH are allocating a lower share of expenditure for food compared to MHH but have a higher share of expenditure on medical/health care and house rent compared to MHH.

Charts 5: Share of household total expenditure in the past 30 days

## Male headed households



## Female headed households



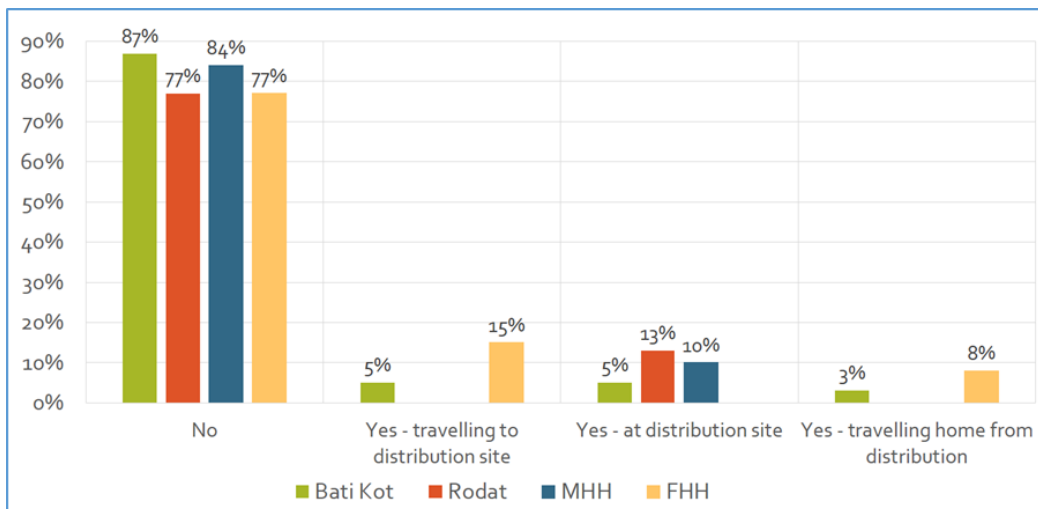
## Key Findings

### Protection and Accountability to Affected Populations (AAP)

It is important to know if beneficiaries are facing protection issues, including safety concerns, when accessing or utilising WFP assistance. 87 percent of the respondents in Bati Kot and 77 percent in Rodat reported that they have not faced any safety issues when travelling to or from the WFP distribution sites or while they were at the distribution site.

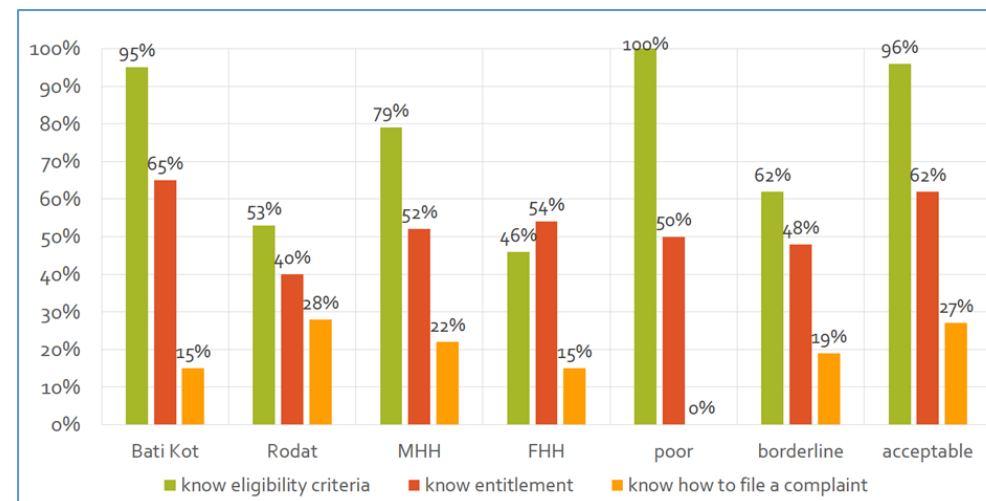
Some FHH and no MHH beneficiaries reported facing with safety issues when travelling to distribution site and coming back from the distribution site to home. Conversely, a few MHH and no FHH reported that they faced safety issues when at the WFP distribution site. Further enquiry showed that the main safety concern for women was the high cost of transportation for women, while for men it was the behaviour of partner staff or law enforcement personnel.

**Chart 6: Households facing safety problems when collecting their assistance**



When beneficiaries were asked about the eligibility criteria and entitlements, the majority in Batikot indicated that they know the eligibility criteria, while 65 percent mentioned that they know their entitlement of the assistance and only 15 percent stated that they know how to communicate with WFP to provide feedback or submit a complaint. In Rodat, only half of the respondents knew the eligibility criteria, and less than half of the respondents mentioned that they know their entitlement or how to file the complaint. FHH were less likely to know about eligibility criteria but more likely to know their entitlements than MHH. None of the HH with poor consumption knew how to communicate with WFP.

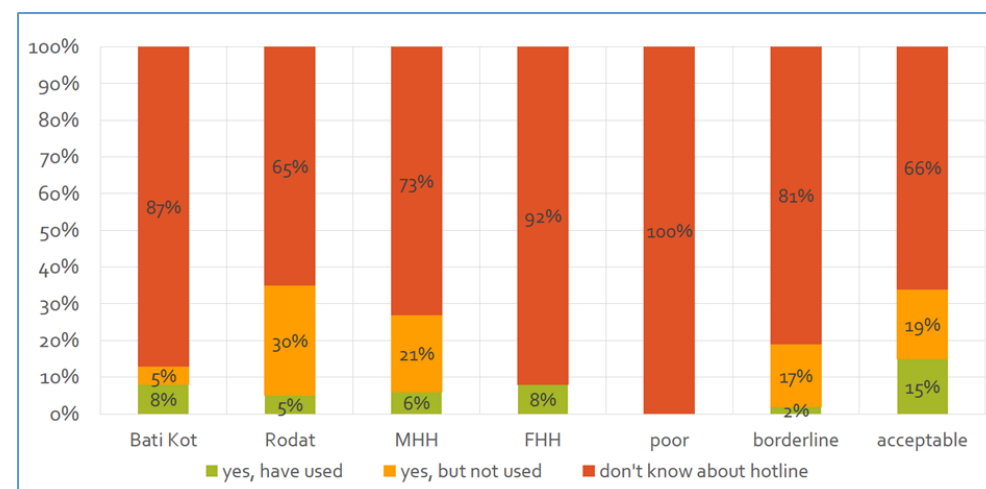
**Chart 7: Accountability to affected populations (AAP) indicators**



### Complaint and Feedback Mechanism—WFP Hotline

The majority of the respondents in both districts indicated that they didn't know about the WFP hotline number. Only few respondents indicated that they know about the WFP hotline number but never called it. A percentage of beneficiaries reported that they know about the hotline number and also called when needed. There is a positive relationship between household food consumption and knowledge and use of the WFP hotline.

**Chart 8: Knowledge of WFP hotline**





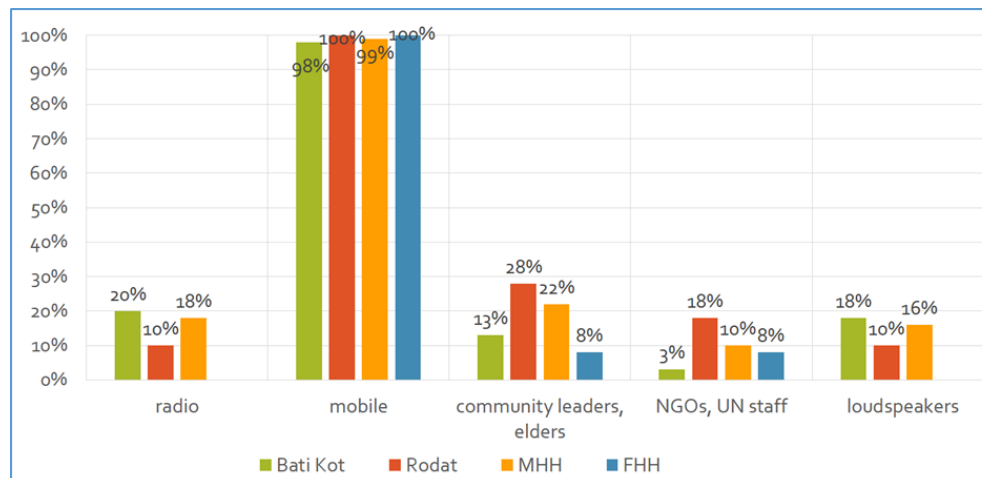
## Engaging with Communities: Preferred Modality of Communication

Communication with beneficiaries is an essential element of a humanitarian response and plays a direct role in helping WFP hear the concerns of beneficiaries directly from them, as well as enable them to provide direct feedback or information related to the assistance and responses.

The assessment found that most of the beneficiaries have a mobile phone while mobile networks are readily available in both districts. As a result, mobile-based communication is the most preferred mode of communication by beneficiaries, in order to communicate with WFP as well receive information from WFP.

A limited number of beneficiaries reported also prefer to receive information through other modes such as radios, community leaders and elders, UN and other NGOs staff and loudspeakers in the communities.

**Chart 9: Preferred mode of communication with beneficiaries**



**Photos source:** Jalalabad City—WFP cash assistance to Afghan returnees



Jalalabad City—SCOPE registration of the Afghan returnees



For further information:

[mudasir.nazar@wfp.org](mailto:mudasir.nazar@wfp.org) and [eric.kenefick@wfp.org](mailto:eric.kenefick@wfp.org)

mVAM website: <http://vam.wfp.org/mvam> VAM website: [vam.wfp.org](http://vam.wfp.org)