

WFP MONTHLY MARKET UPDATE

SUDAN, JUNE 2017

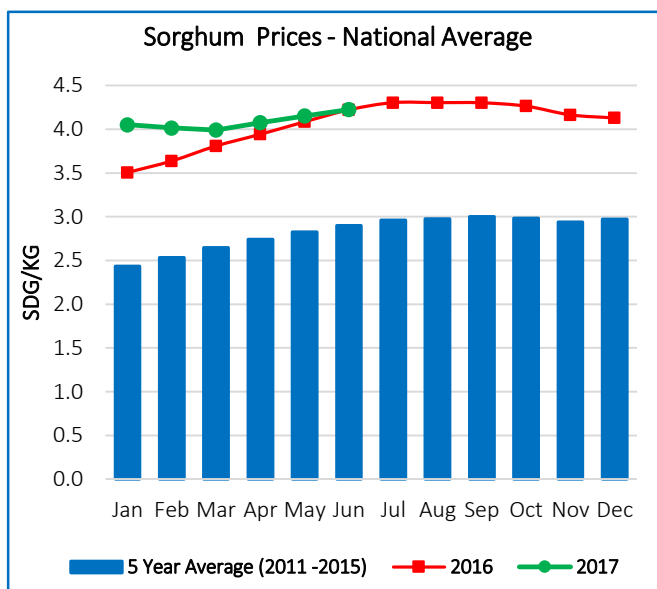
Highlights

- The national average price of sorghum increased by 2.0 percent compared to the previous month (May). The retail prices of sorghum increased in West Kordofan, Kassala and all Darfur states, except North Darfur.
- The slight increase in the sorghum prices this month may not encourage many commercial farmers to cultivate sorghum this season.
- The national average price of goat increased by 6.0 percent compared to the previous month, the highest increase was in South Kordofan, East Darfur, South Darfur and Central Darfur (12.0 percent).
- The national average price of groundnut increased by 67.0 percent compared to the previous month, the highest increase showed in West Kordofan (25.0 percent) and South Kordofan (14.4 percent).

Summary

The national average price of sorghum continued its slight increase by 2.0 percent compared to May 2017. The current national retail price of sorghum remained changed compared to the same period of previous year (June 2016). Although the inflation related costs increased for many commodities, the abundant production of sorghum last season (2016/17) kept its prices at the same level of the previous year.

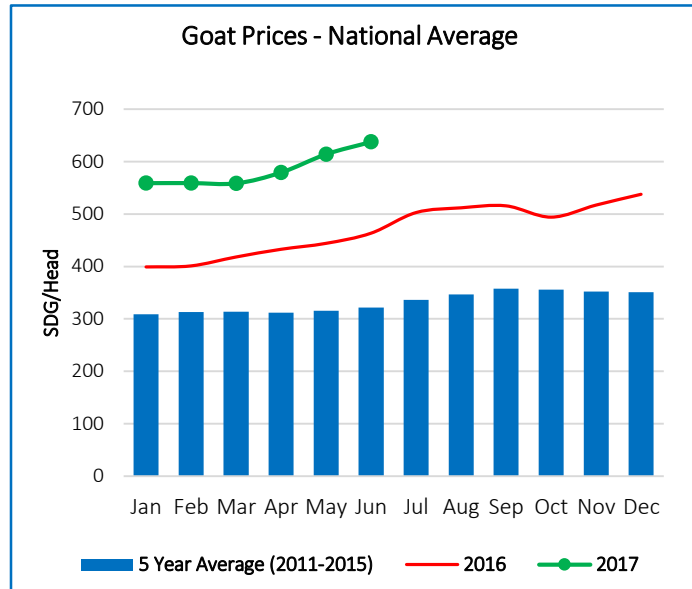
The national average price of sorghum was 46 percent higher than the five-year average of same month (June). This increase was mainly a result of inflationary increase in



the costs of production, namely labor and imported inputs (such as fuel & chemicals) due to the devaluation of Sudanese pound.

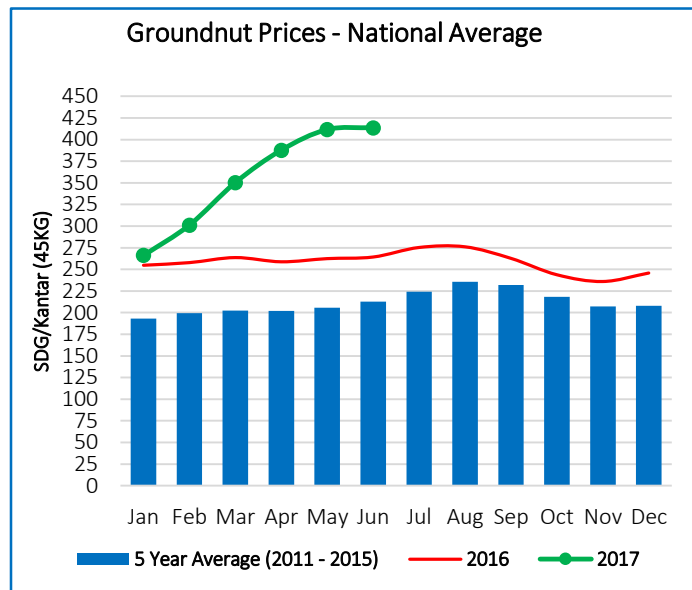
The national average price of goat increased by 6.0 percent compared to the previous month (June) and increased by 38 percent compared to the same month of the previous year (June 2016). This increasing trend in the average price of goat mainly attributed to the good and early onset of the rainfall in this season (promising pasture condition) and low prices of supplementary feeds (sorghum).

The national average price of the goat was 91 percent higher than the five-year average of the same month (June). This increasing trend was due to high demand from foreign markets and inflationary increase in the costs of production.



The national average price of groundnut increased by 6.1 percent compared to May 2017. This is due to decrease in the stock of groundnut from previous season's supply and higher demand for oilseeds from the local market as a result of drop in oil imports from abroad.

The groundnut price was higher by 57.0 percent compared to the same period of the previous year (June 2016) as a result of the above mentioned factors. This may encourage farmers to allocate more land for groundnut production instead of cereals (sorghum and millet) during the current season (2017/2018).



The national average price of groundnut was 94.0 percent higher than the five-year average of the same month (June).

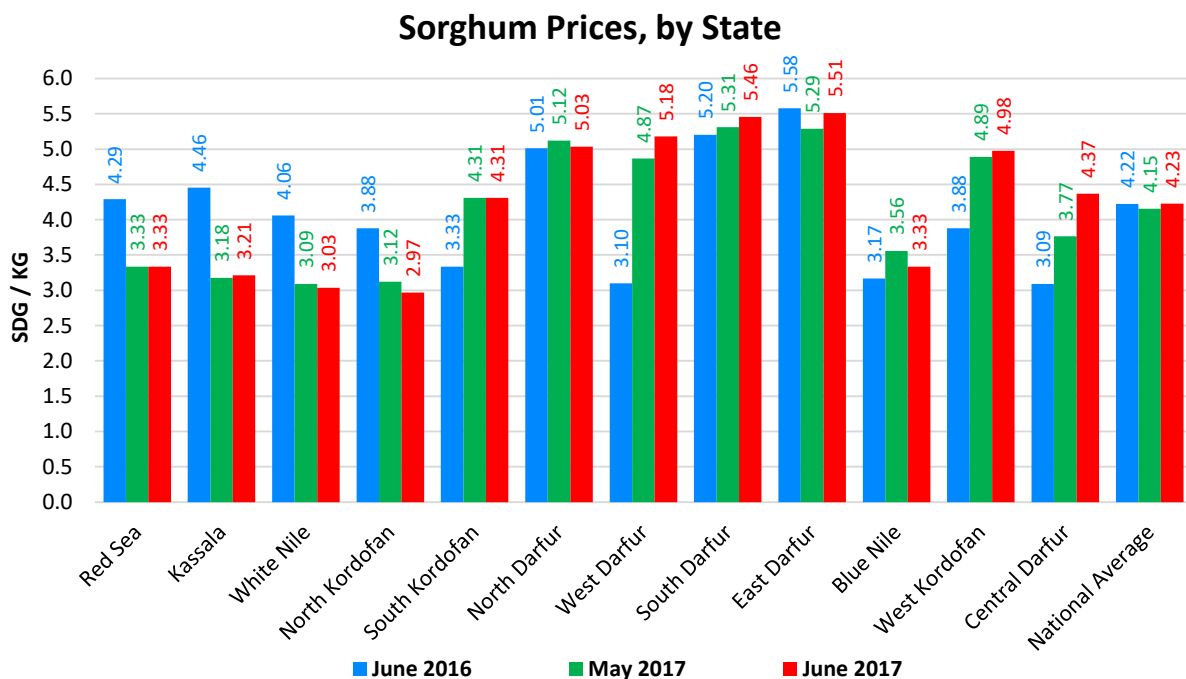
Additional price data for the three commodities for 2015, 2016 and 2017 by state can be found in annex 1 (page 7).

Sorghum

The sorghum retail prices varied across the states. It increased in six out of 12 states, while either it decreased or remained unchanged in the rest of the states. It increased in four out of five Darfur states, Central Darfur (16.0 percent), West Darfur (6.4 percent), East Darfur (4.2 percent) and South Darfur (2.7 percent) in addition to West Kordofan (1.8 percent) and Kassala (1.0 percent) compared to the previous month (May 2017). It decreased in Blue Nile (6.3 percent), North Kordofan (5.0 percent), White Nile (1.8 percent) and North Darfur (1.7 percent) while it remained unchanged in Red Sea and South Kordofan states. The slight variation in the sorghum prices in some states and stability in others, is mainly attributed to the plentiful supply from the last season production (2016/2017).

The sorghum price was varied in all states compared to the same period of the previous year, it sharply increased in six states by 5.0 to 67.0 percent compared to the June 2016. It sharply increased in West Darfur (67 percent), Central Darfur (41 percent), South Kordofan (29 percent), West Kordofan (28 percent), South Darfur (5 percent) and Blue Nile (5 percent). Sorghum prices sharply decreased in Kassala (28 percent), White Nile (25 percent), North Kordofan (23 percent) and Red Sea (22 percent), while it slightly varied by less than 1 percent in East Darfur and North Darfur. The decreasing trend of sorghum prices in many states compared to the previous year was caused by a plentiful production of sorghum in the previous season 2016/2017 and promising rainfall in the current season (2017/2018).

The sorghum prices in all states are 15 to 109 percent higher than the 5-year average of the same month (June), except in White Nile and North Kordofan where it's higher by 7.0 and 6.5 percent, respectively.



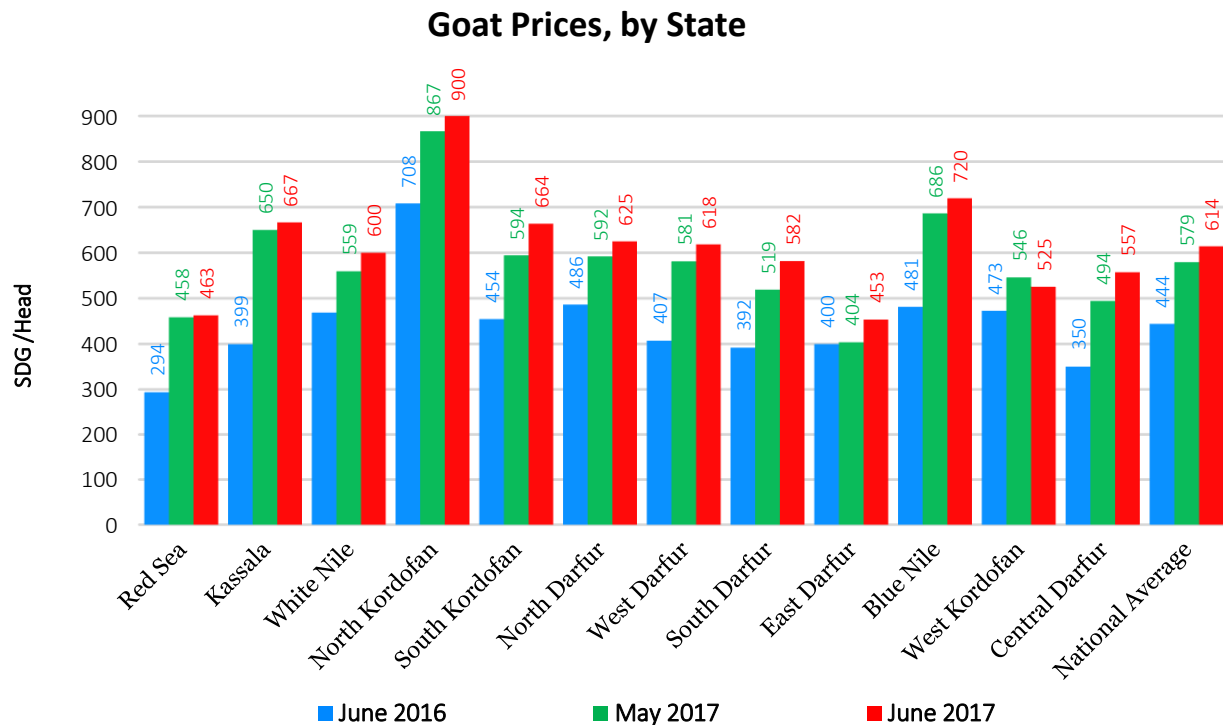
Goat

The prices of goat were increased in all states, except for West Kordofan (decreased by 3.8 percent), compared to the previous month (May). Goat prices increased in Central Darfur (12.7 percent), East Darfur (12.3 percent), South Darfur (12.1 percent), South Kordofan (11.7 percent), White Nile (7.3 percent), West Darfur (6.4 percent), North Darfur (5.6 percent), Blue Nile (4.9 percent), North Kordofan (3.8 percent), Kassala (2.6 percent) and Red Sea (1.0 percent). The increasing trend of goat prices in most states is attributed to the beginning of a promising rainy season (2017/18).

The prices of goat increased by 11 to 67 percent in all states compared to the same month of the previous year (June 2016).

The goat prices were higher by 11.0 to 170 percent in all states compared to the 5-year average of the same month (June).

The increase in goat prices compared to the previous years is mainly attributed to the inflationary increase in the cost of inputs and services, in addition to the good range conditions and rainfall during the previous (2017/17) and current season (2017/2018).



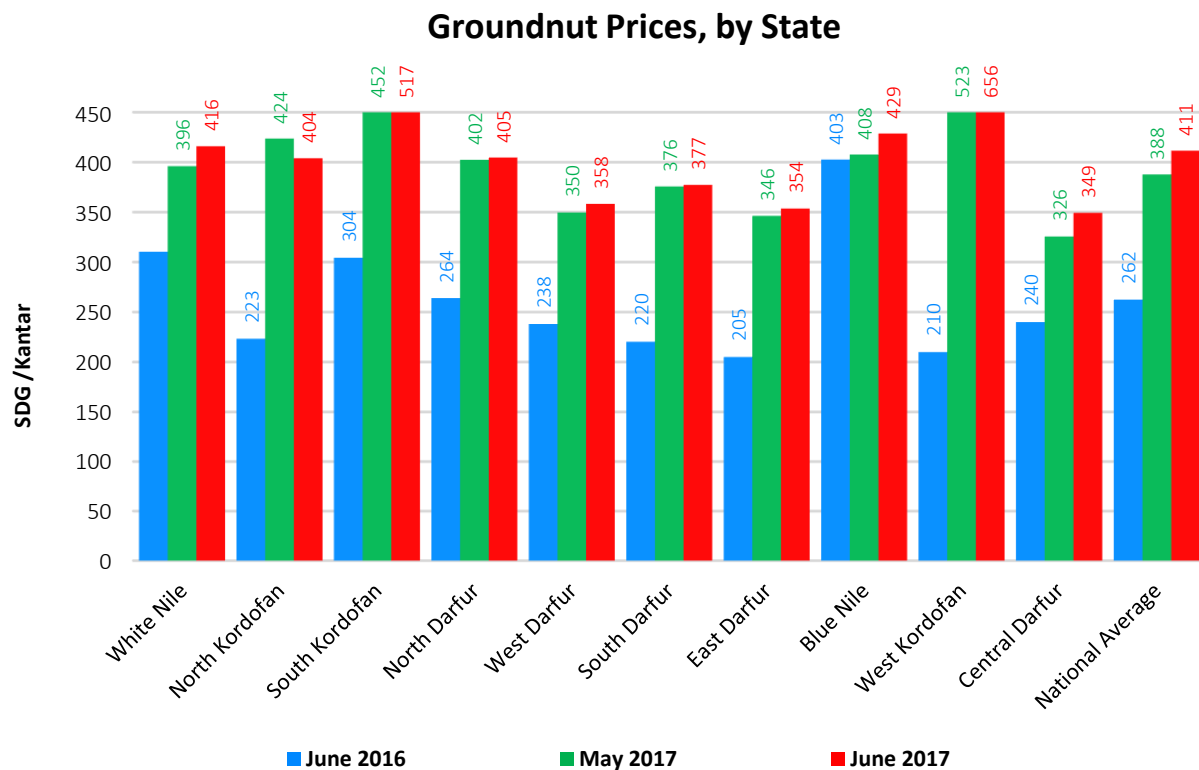
Groundnut

The groundnut prices increased in most states compared to the previous month (May). It significantly increased in West Kordofan (25.0 percent), South Kordofan (14.4 percent), Central Darfur (7.3 percent), White Nile (5.1 percent), Blue Nile (5.0 percent), West Darfur (2.5 percent) and East Darfur (2.0 percent). The groundnut price decreased in North Kordofan by 4.6 percent, while it remained unchanged or varied by less than 1 percent in North Darfur, South Darfur and Kassala states.

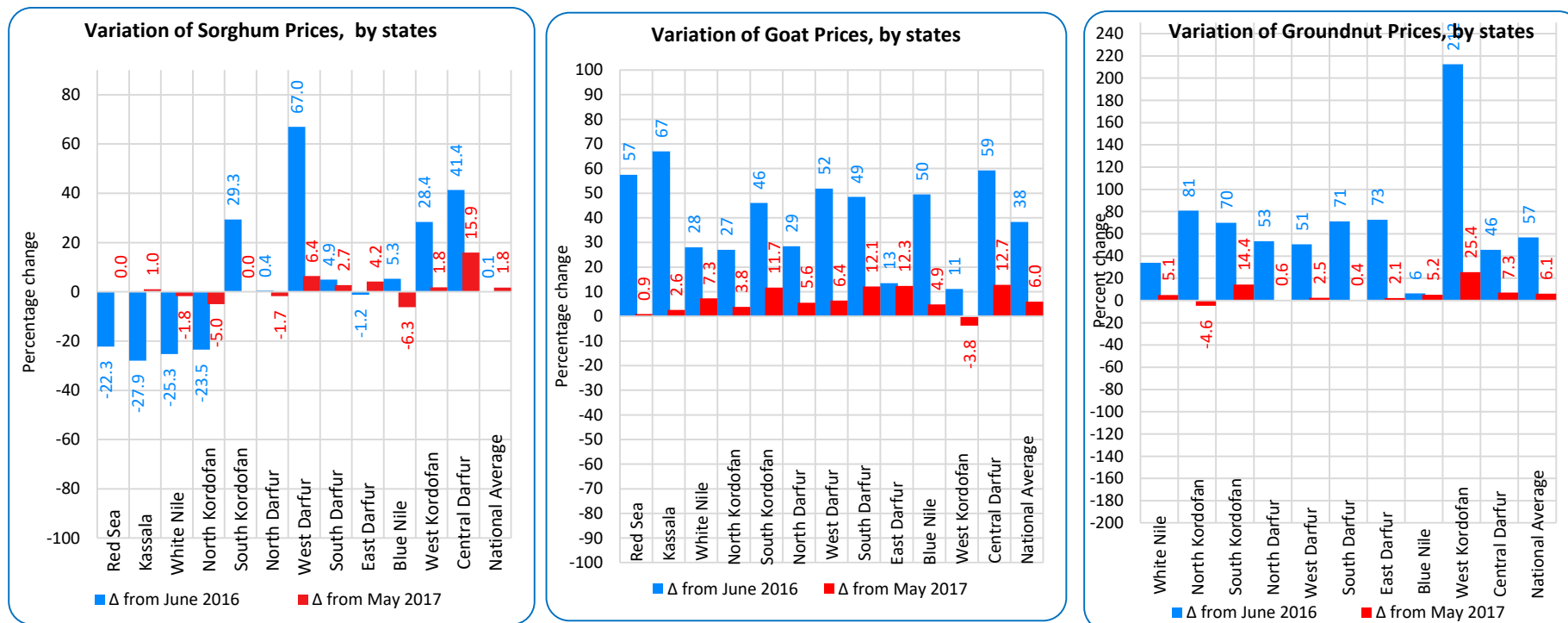
The increasing trend of groundnut prices in most states attributed to the high costs of production, small production and high demand for local oilseeds as a result of a significant drop in the quantity of oil imported from abroad due to devaluation of Sudanese pound.

The groundnut prices increased by 7.0 to 212 percent in all states compared to the same month of the previous year (June 2016).

The groundnut prices considerably higher in most states by 33 to 188 percent compared to the five-year average of the same month (June).



THE PERCENTAGE CHANGE OF SORGHUM, GOAT AND GROUNDNUT PRICES COMPARED TO THE MAY 2017 AND JUNE 2016



RANKING OF THE STATES ACCORDING TO THE MAGNITUDE OF VARIATION IN THE PRICES OF THREE COMMODITIES

June 2017 Compared to May 2017			
Ranking	Sorghum	Goat	Groundnut
First	Central Darfur (+)	Central Darfur (+)	West Kordofan (+)
Second	West Darfur (+)	East Darfur (+)	South Kordofan (+)
Third	East Darfur (+)	South Darfur (+)	Central Darfur (+)
Fourth	South Darfur (+)	South Kordofan (+)	Blue Nile (+)
Fifth	West Kordofan (+)	White Nile (+)	White Nile (+)

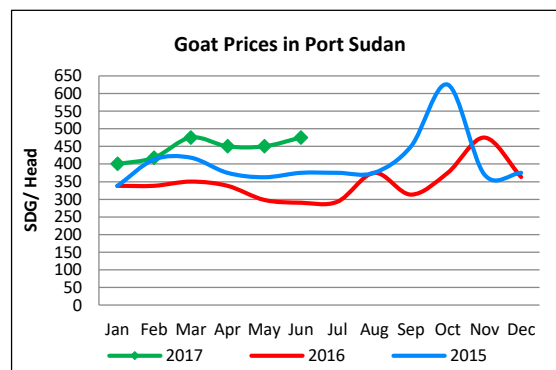
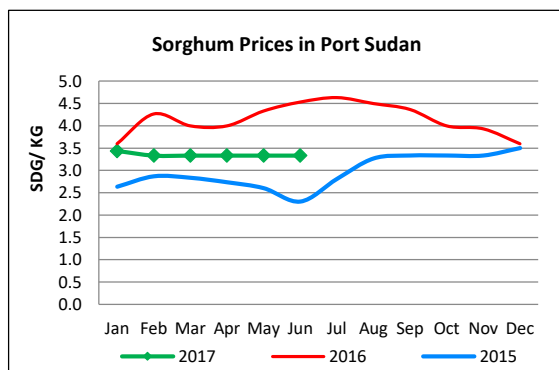
June 2017 compared to June 2016			
Ranking	Sorghum	Goat	Groundnut
First	West Darfur (+)	Kassala (+)	West Kordofan (+)
Second	Central Darfur (+)	Central Darfur (+)	North Kordofan (+)
Third	West Kordofan (+)	Red Sea (+)	East Darfur (+)
Fourth	South Kordofan (+)	West Darfur (+)	South Darfur (+)
Fifth	Blue Nile (+)	Blue Nile (+)	South Kordofan (+)

Key: Increase in price = (+), Decrease in price = (-), Steady price = (o)

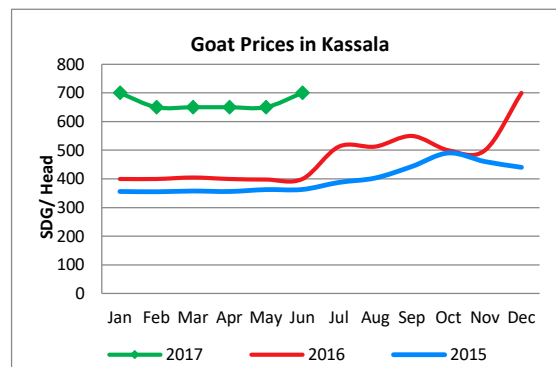
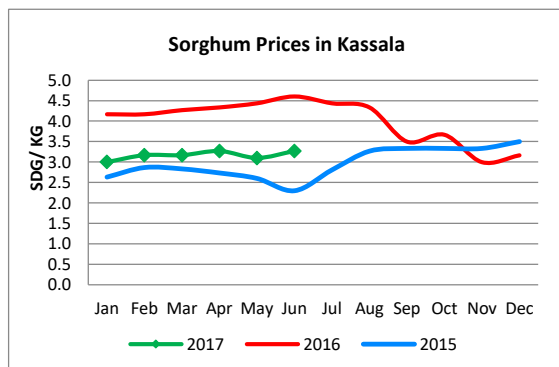
Note: Compared to the previous month (May 2017), the sorghum prices varied across states where it increased in six states, while it either decreased or remained unchanged in the other states. The goat prices were increased in all states, except for West Kordofan while the groundnut price increased in all states except for North Kordofan.

Annex 1: The Sorghum, Goat and Groundnut prices for 2015, 2016 and 2017 by States:

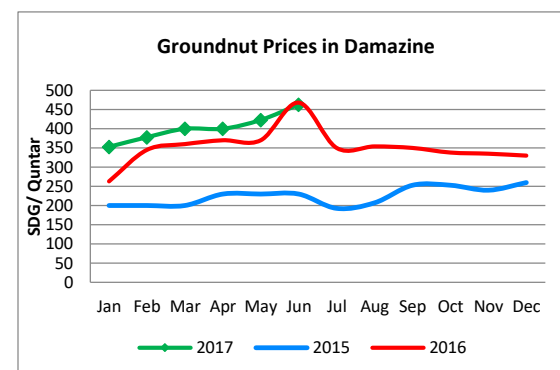
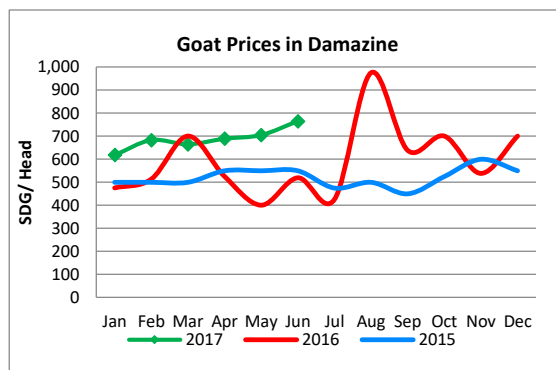
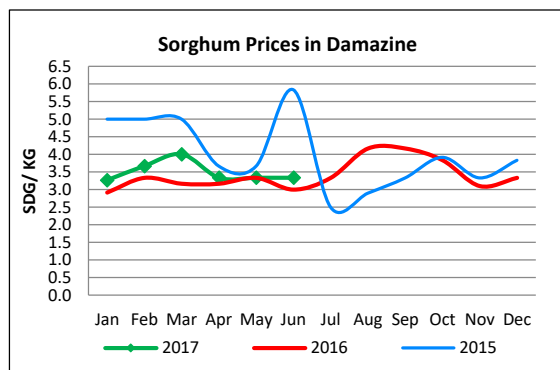
Red Sea



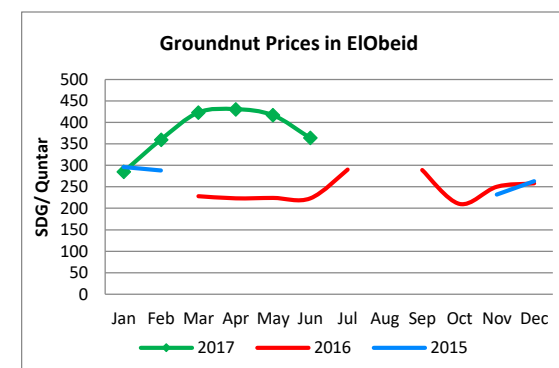
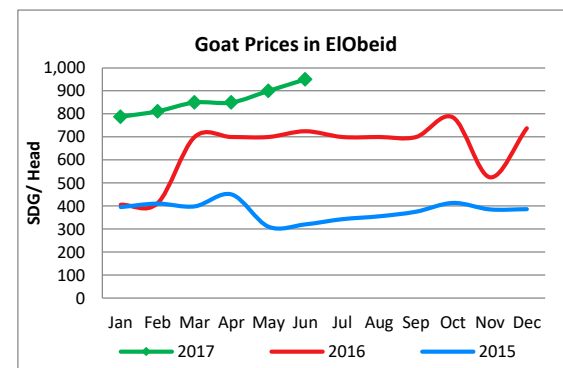
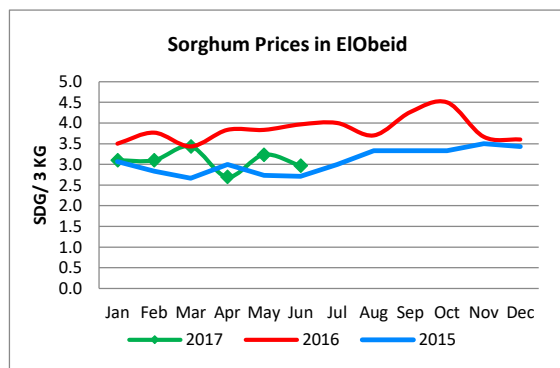
Kassala



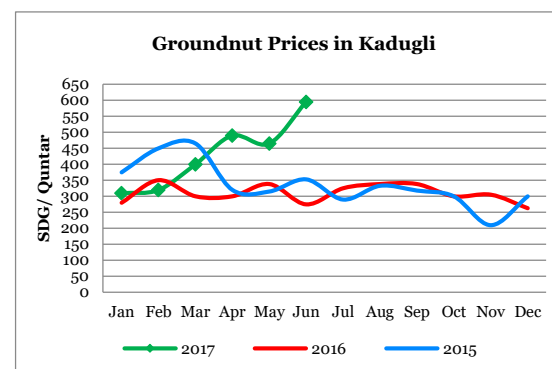
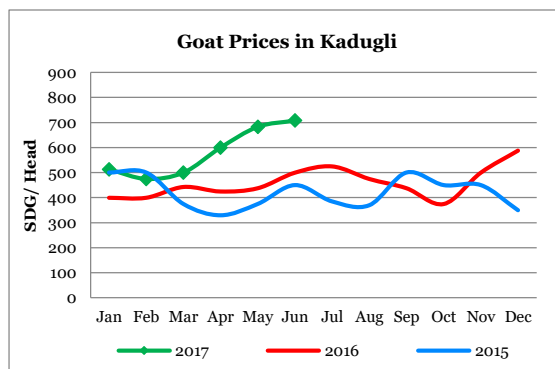
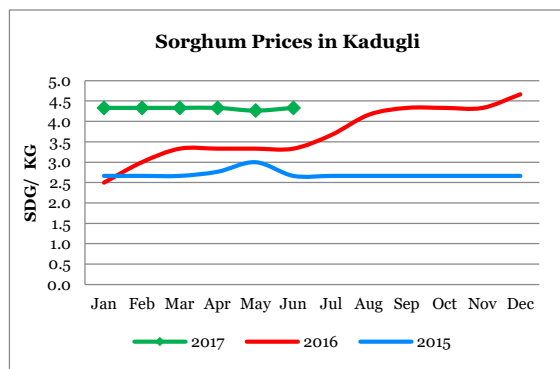
Blue Nile



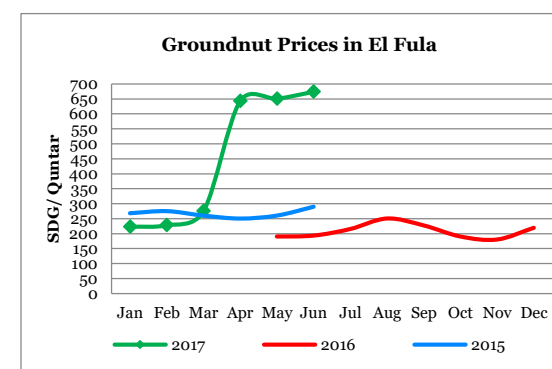
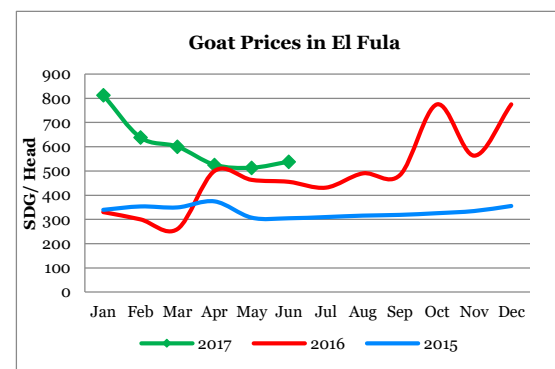
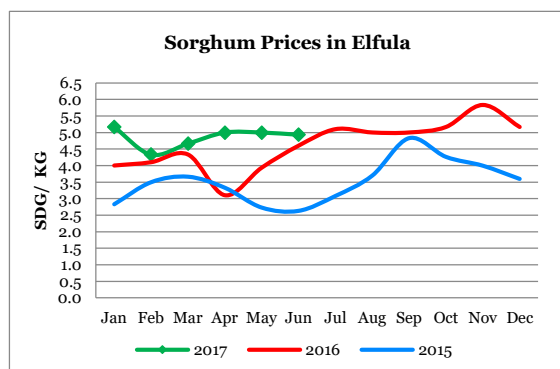
North Kordofan



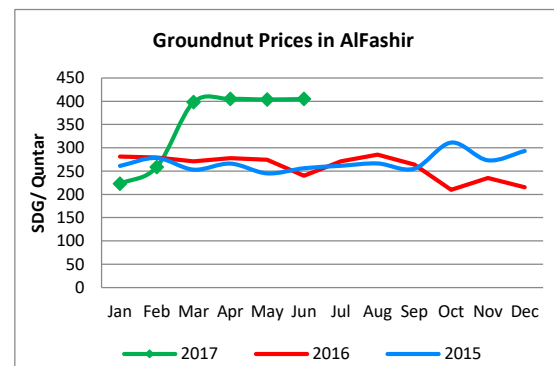
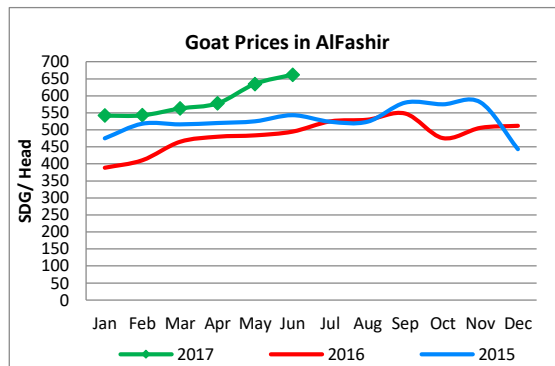
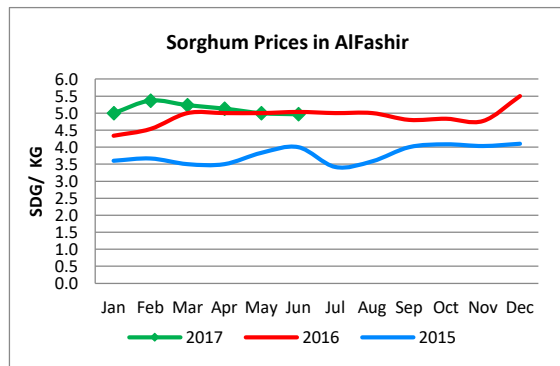
South Kordofan



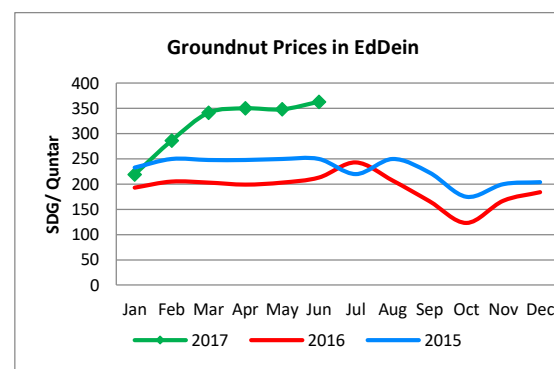
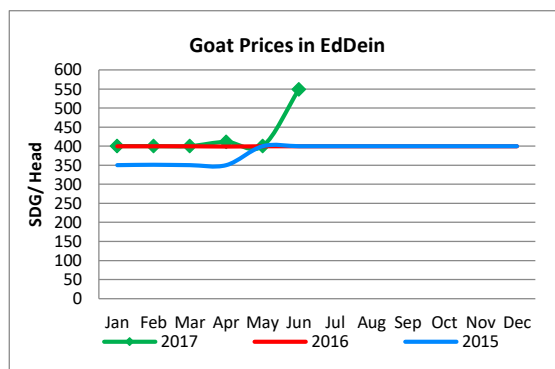
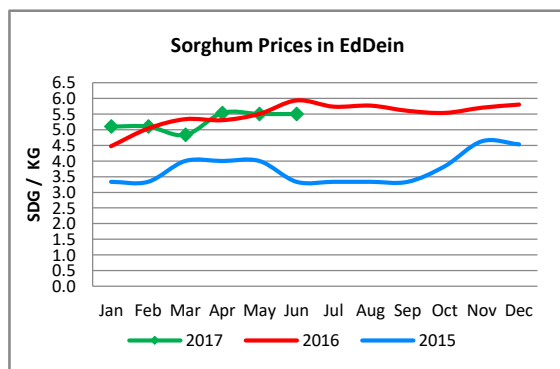
West Kordofan



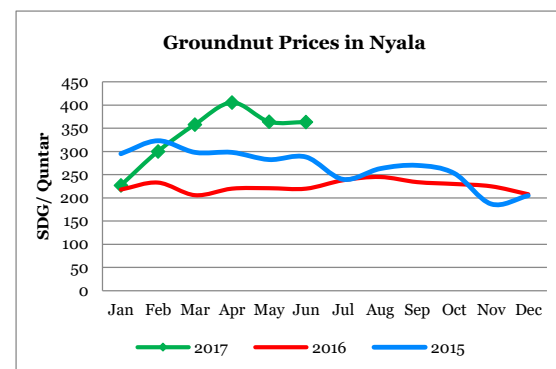
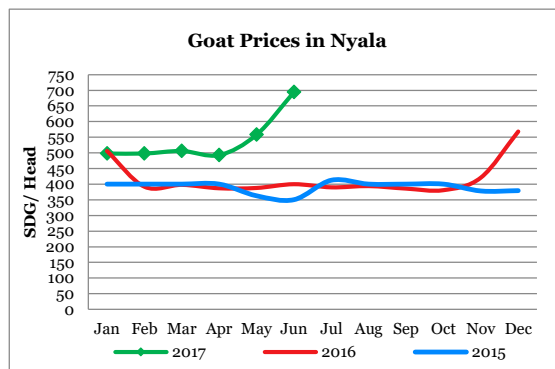
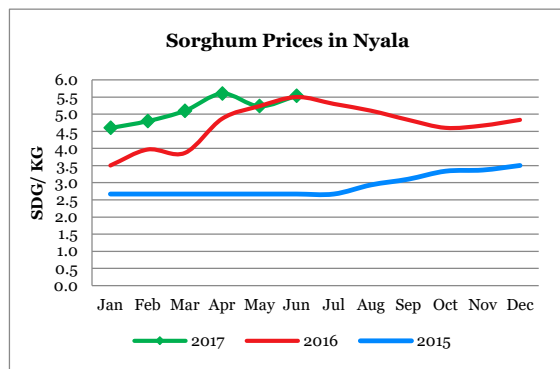
North Darfur



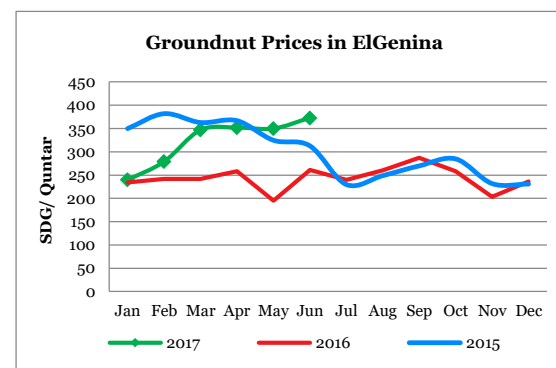
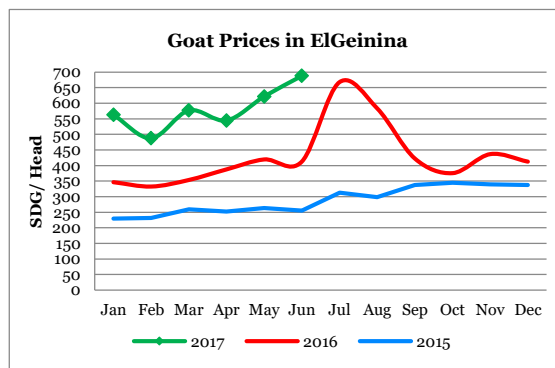
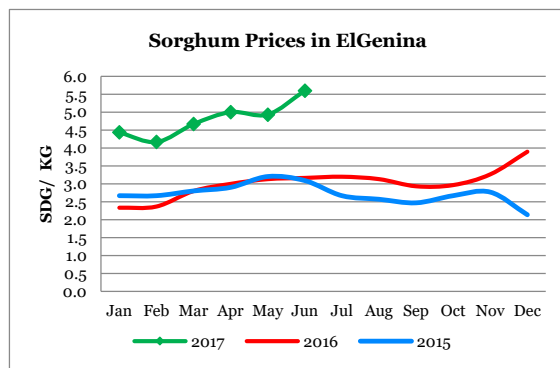
East Darfur



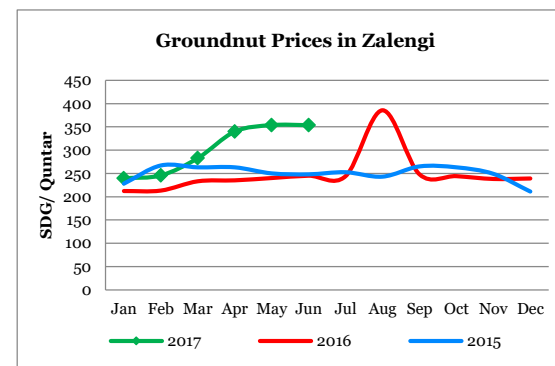
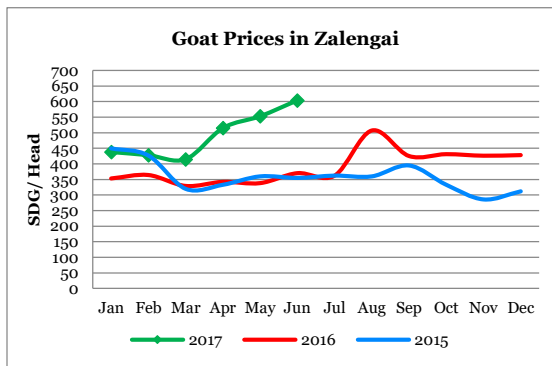
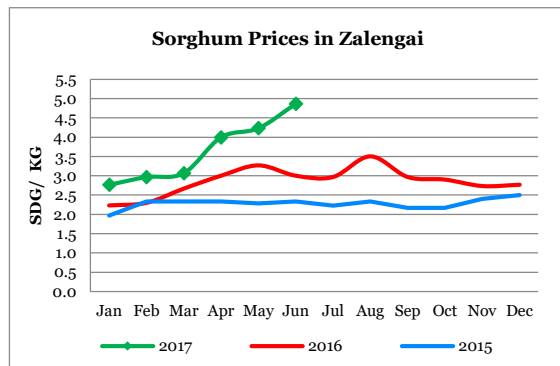
South Darfur



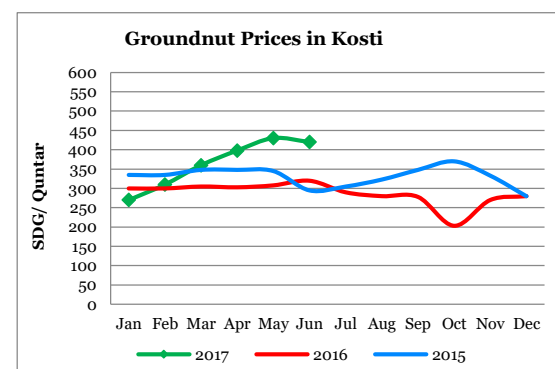
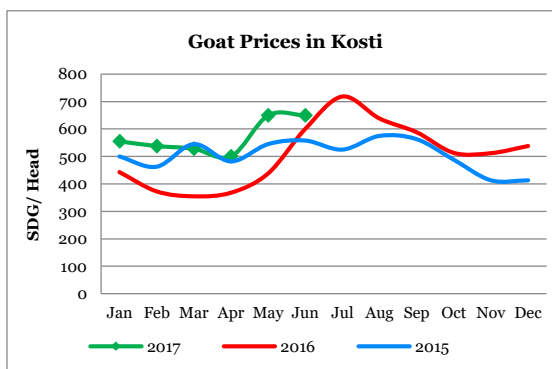
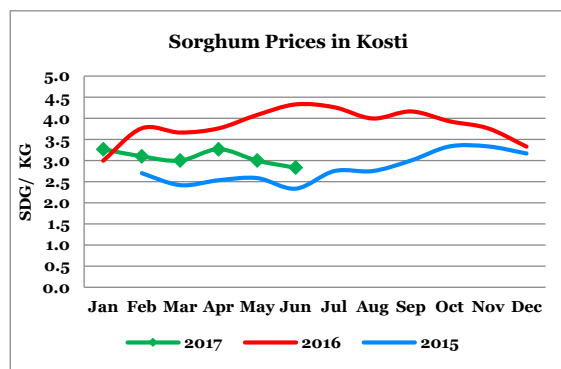
West Darfur



Central Darfur



White Nile



National Average

