

WFP MONTHLY MARKET UPDATE

SUDAN, JULY 2017

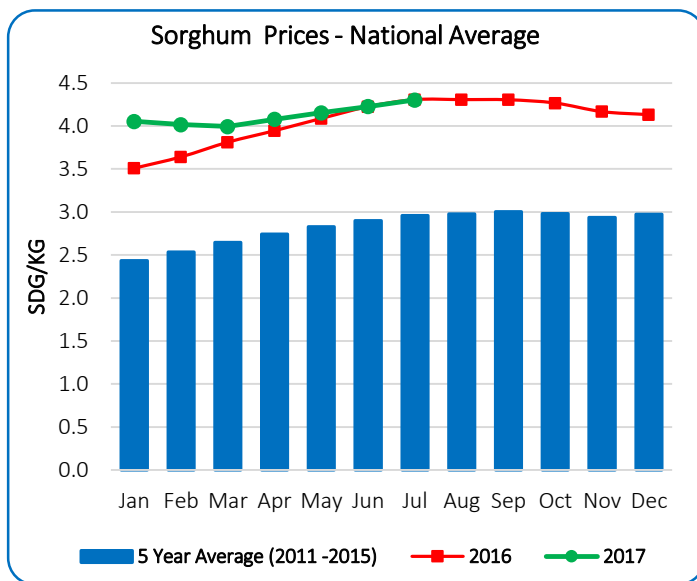
Highlights

- The national average price of sorghum increased by 2.0 percent compared to the previous month (June). The retail prices of sorghum increased sharply in Central Darfur and significantly in Red Sea and West Darfur.
- The national sorghum price remained unchanged compared to the same month of the previous year, despite the increase in the cost of production, which may discourage many commercial farmers from cultivating sorghum this season.
- The national average price of goat slightly increased by 3.0 percent compared to the previous month, the highest increase in goat prices was in East Darfur, Blue Nile and Central Darfur.
- The national average price of groundnut increased by 3.0 percent compared to the previous month, the highest increase showed in Kassala, Blue Nile and South Kordofan.

Summary

The national average price of sorghum increased by 2.0 percent compared to June 2017. The current national retail price of sorghum remained changed compared to the same period of previous year (July 2016). Although the inflation related costs increased for many commodities, the abundant production of sorghum last season (2016/17) kept the national average price at the same level of the previous year.

The national average price of sorghum was 45 percent higher than the five-year average of same month (July). This increase mainly a result of inflationary increase in the costs of production.



The national average price of goat slightly increased by 3.0 percent compared to the previous month (June) and increased by 30 percent compared to the same month of the previous year (July 2016). This increasing trend in the average price of goat mainly attributed to the good and early onset of the rainfall in this season (promising pasture condition) and low prices of supplementary feeds (sorghum).

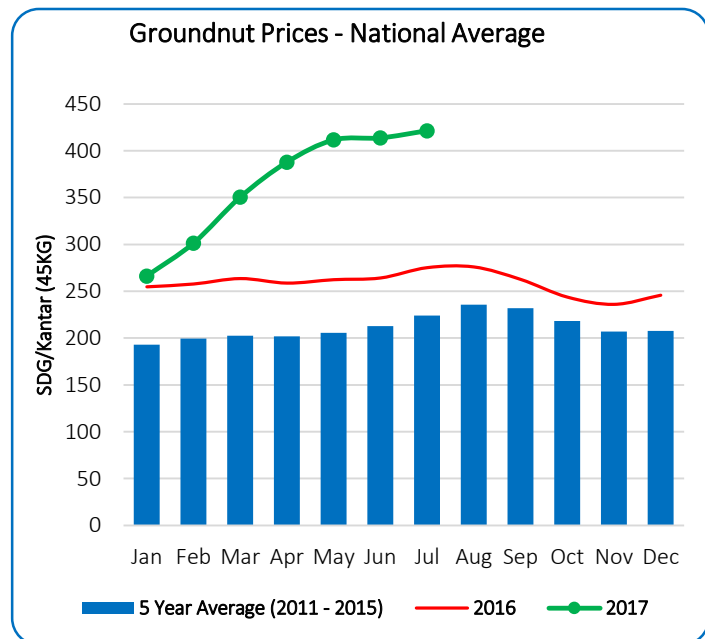
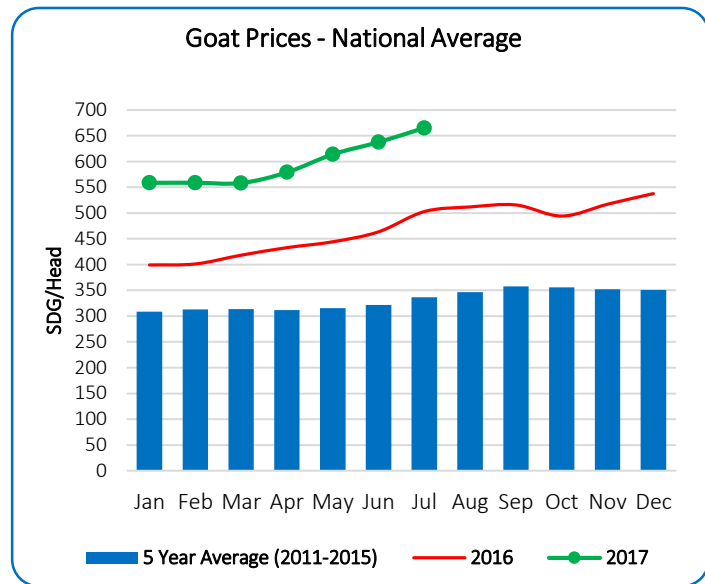
The national average price of the goat was 98 percent higher than the five-year average of the same month (July). This high variation attributed to high demand for the export market and inflationary increase in the costs of production.

The national average price of groundnut slightly increased by 2.8 percent compared to June 2017. This is due to a drop in the stock of groundnut from previous season's and higher demand for oilseeds from the local market as a result of drop in oil imports from abroad.

The groundnut price was higher by 60.0 percent compared to the same period of the previous year (July 2016) as a result of the above mentioned reasons. This will encourage farmers to allocate more land for groundnut production instead of cereal crops (sorghum) during the current season (2017/2018).

The national average price of groundnut 97.0 percent higher than the five-year average of the same month (July).

Additional price data for the three commodities for 2015, 2016 and 2017 by the state found in annex 1 (page 7).



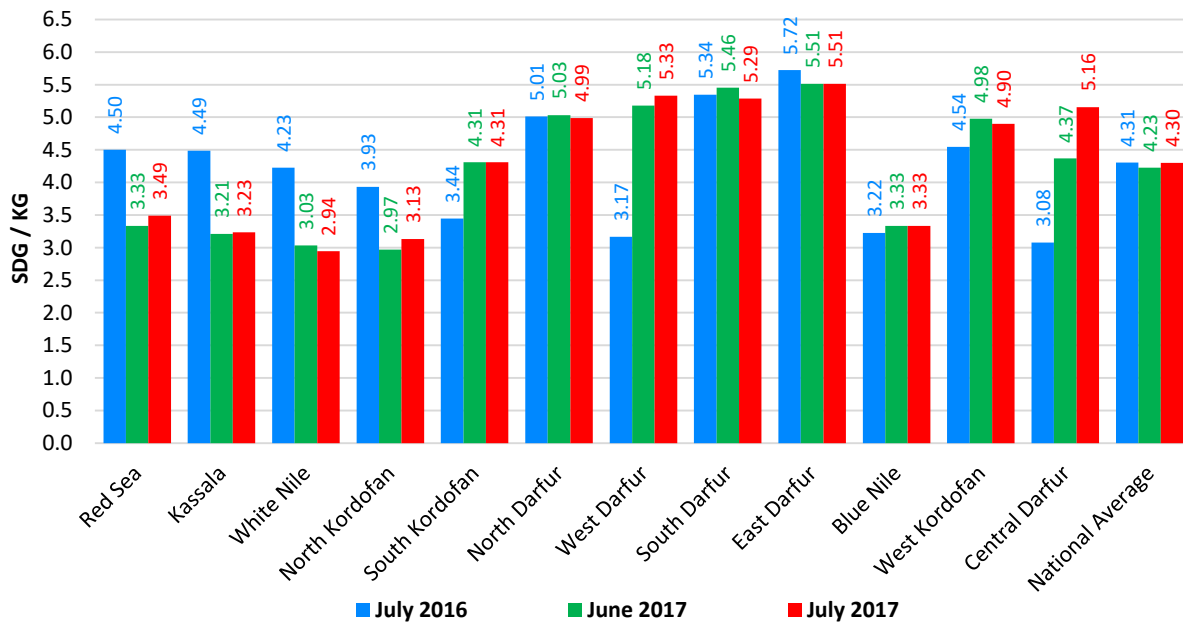
Sorghum

The sorghum retail prices varied across the states. It sharply increased in Central Darfur (18 percent), significantly increased in North Kordofan (5.6 percent), Red Sea (4.7 percent) and West Darfur (3.0 percent). It decreased in three states, South Darfur (3.0 percent), White Nile (2.9 percent) and West Kordofan (1.6 percent) compared to the previous month (June 2017). Sorghum prices remained unchanged or slightly varied in five states North Darfur, East Darfur, South Kordofan, Kassala and Blue Nile. The slight variation in the sorghum prices in some states and stability in others, is mainly attributed to the plentiful supply from the last season production (2016/2017).

The sorghum price was varied in all states compared to the same period of the previous year, where it sharply increased in five states compared to the June 2016. It sharply increased in West Darfur (68 percent), Central Darfur (68 percent), South Kordofan (25 percent) and slightly increased in West Kordofan (8 percent) and Blue Nile (3 percent). Sorghum prices sharply decreased in White Nile (30 percent), Kassala (28 percent), Red Sea (22 percent) and North Kordofan (20 percent), while it slightly decreased in East Darfur (4 percent), South Darfur (1 percent) and North Darfur (0.5 percent).

The sorghum prices in most states are 11 to 115 percent higher than the 5-year average of the same month (July), except in White Nile and North Kordofan where it's higher by 13.0 and 4.0 percent, respectively.

Sorghum Prices, by State

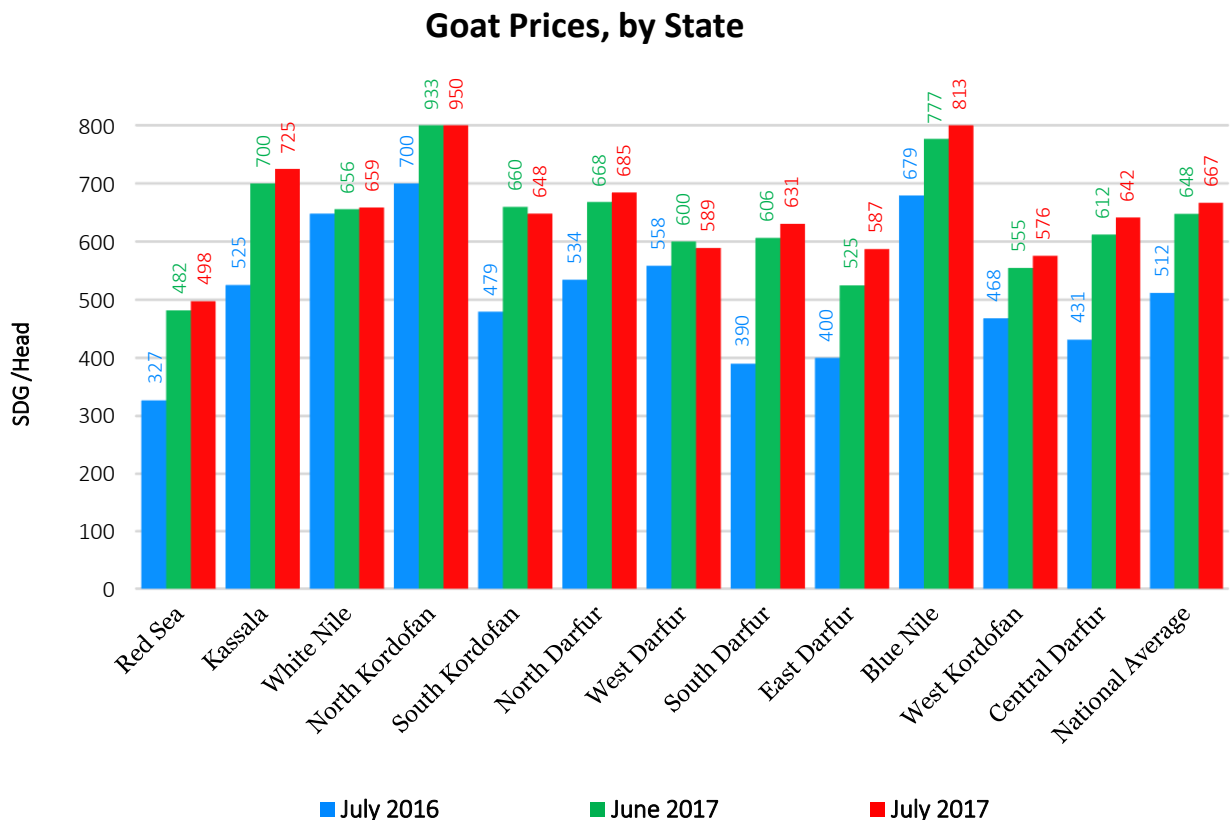


Goat

The prices of goat were increased in all states except South Kordofan and West Darfur, where it decreased by 2 percent compared to the previous month (June). Goat prices increased in East Darfur (11.0 percent), Central Darfur (5.0 percent), Blue Nile (4.6 percent), South Darfur (4.0 percent), West Kordofan (3.8 percent), Kassala (3.6 percent), Red Sea (3.3 percent), North Darfur (2.5 percent), Blue Nile (4.9 percent), North Kordofan (1.8 percent) and White Nile (0.5). The increasing trend of goat prices in most states is attributed to the onset of the new rainy season (2017/18).

The price of goat increased by 5.0 to 62 percent in all states compared to the same month of the previous year (July 2016), while it was higher by 19.0 to 152 percent in all states compared to the 5-year average of the same month.

The increase in goat prices compared to the previous years is mainly attributed to the inflationary increase in the cost of inputs and services, high demand for export markets, in addition to the good range condition during the previous and current season.

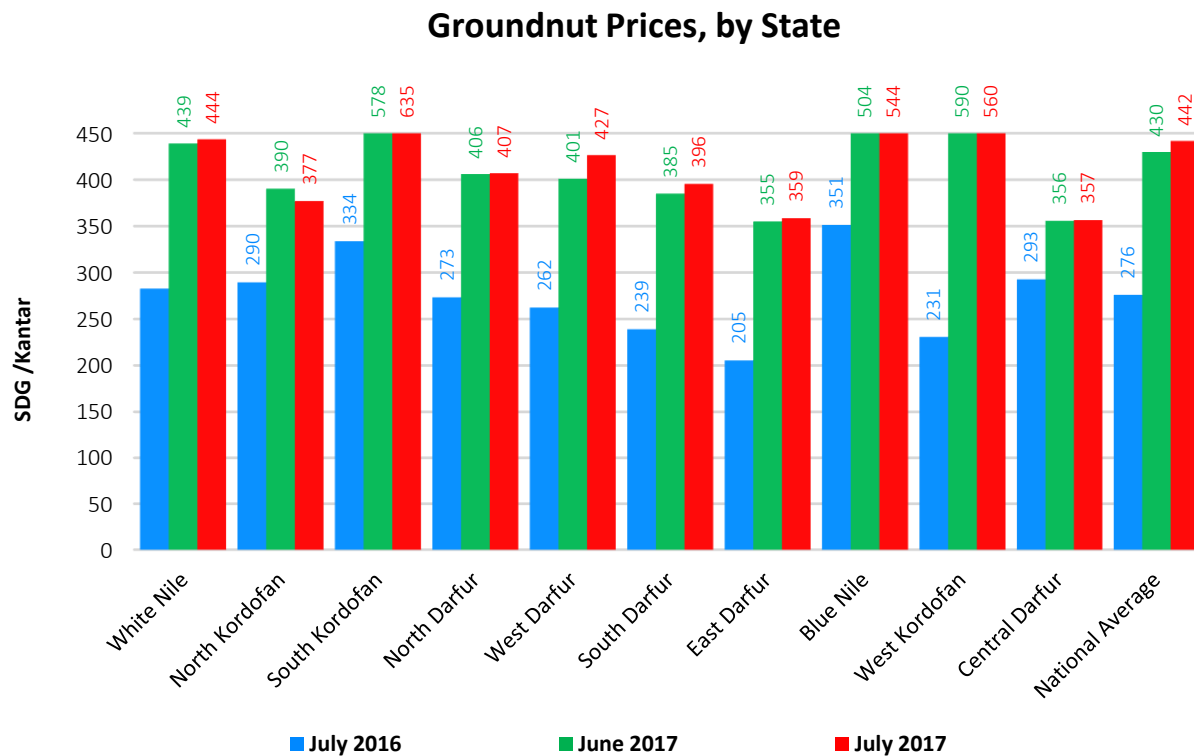


Groundnut

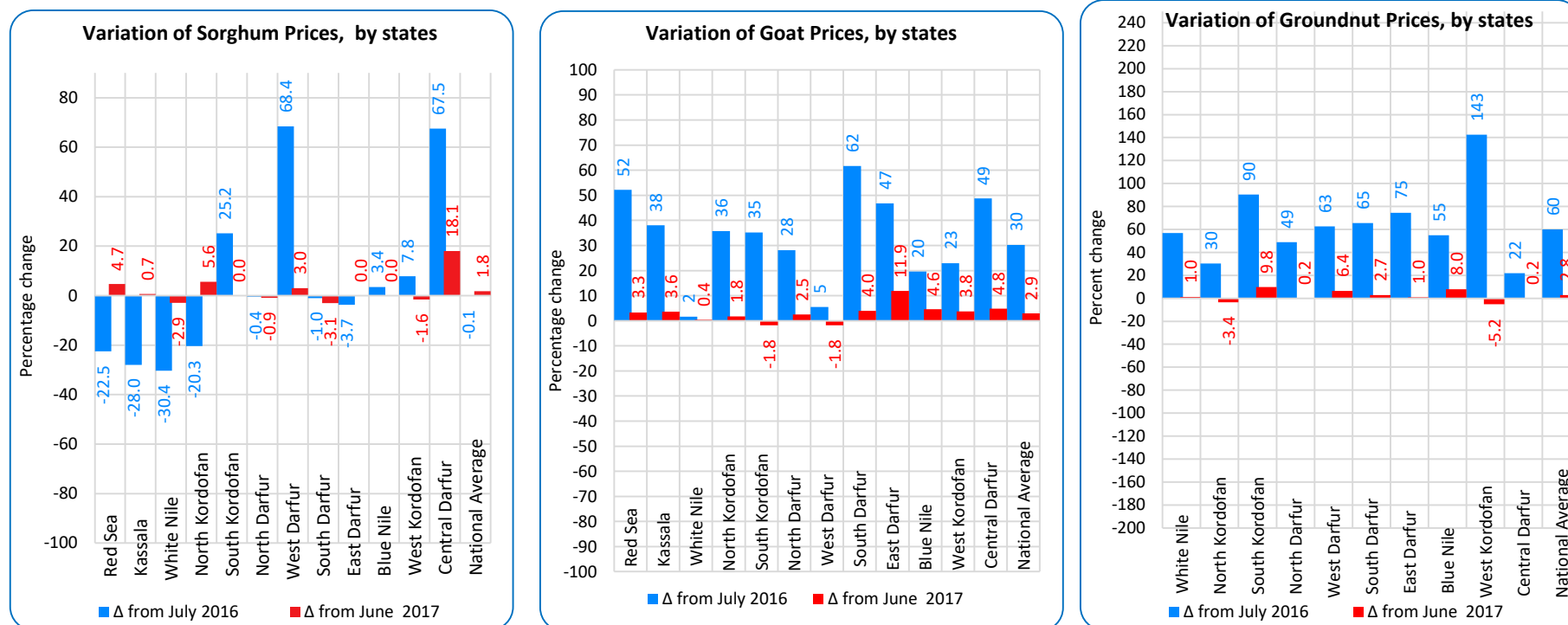
The groundnut price increased in most states compared to the previous month (June). It significantly increased in Kassala (9.8 percent), South Kordofan (9.8 percent), Blue Nile (8.0 percent), West Darfur (6.4 percent) while it slightly increased in South Darfur (2.7 percent), White Nile (1.0 percent), Central Darfur (0.25 percent) and North Darfur (0.2 percent).

The increasing trend of groundnut prices in most states attributed to the high costs of production and high demand of oilseeds from internal and export markets as a result of devaluation of Sudanese pound. This high demand may encourage many small farmers and commercial producers to allocate more land for groundnut and other oilseeds production (sesame and sunflower).

The groundnut prices increased by 22.0 to 143 percent in all states compared to the same month of the previous year (July 2016), while it is considerably higher in all states by 23 to 144 percent compared to the five-year average of July.



THE PERCENTAGE CHANGE OF SORGHUM, GOAT AND GROUNDNUT PRICES COMPARED TO THE JUNE 2017 AND JULY 2016



RANKING OF THE STATES ACCORDING TO THE MAGNITUDE OF VARIATION IN THE PRICES OF THREE COMMODITIES

July 2017 Compared to June 2017			
Ranking	Sorghum	Goat	Groundnut
First	Central Darfur (+)	East Darfur (+)	South Kordofan (+)
Second	North Kordofan (+)	Central Darfur (+)	Blue Nile (+)
Third	Red Sea (+)	Blue Nile (+)	West Darfur (+)
Fourth	West Darfur (+)	South Darfur (+)	East Darfur (+)
Fifth	Kassala (+)	Red Sea (+)	White Nile (+)

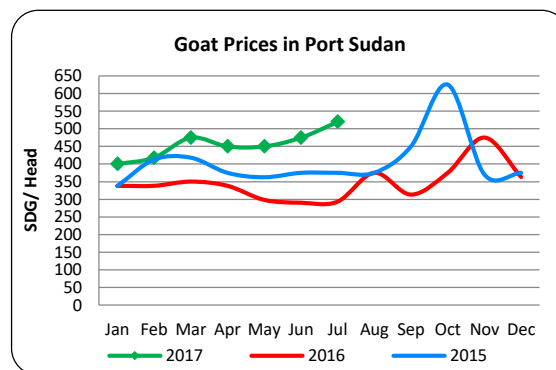
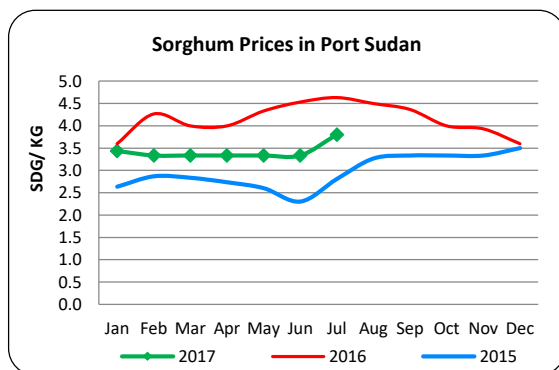
July 2017 compared to July 2016			
Ranking	Sorghum	Goat	Groundnut
First	Central Darfur (+)	South Darfur (+)	West Kordofan (+)
Second	West Darfur (+)	Red Sea (+)	South Kordofan (+)
Third	South Kordofan (+)	Central Darfur (+)	East Darfur (+)
Fourth	West Kordofan (+)	East Darfur (+)	South Darfur (+)
Fifth	Blue Nile (+)	Kassala (+)	West Darfur (+)

Key: Increase in price = (+), Decrease in price = (-), Steady price = (o)

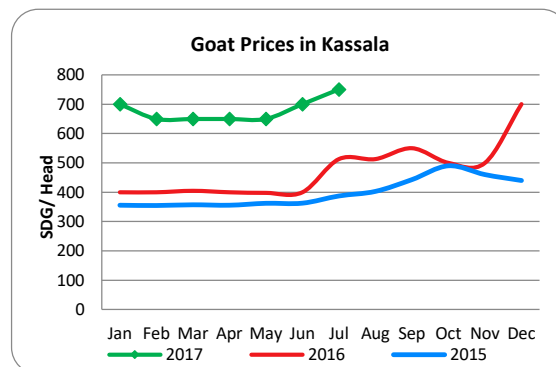
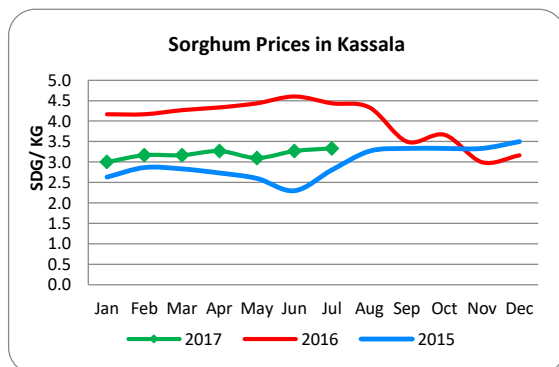
Note: Compared to the previous month (June 2017), the sorghum prices varied across states, where it increased in five states, while it either slightly decreased or remained unchanged in other states. The goat prices were increased in all states, except for South Kordofan and West Darfur, while the groundnut prices increased in all states except for North Kordofan and West Kordofan.

Annex 1: The Sorghum, Goat and Groundnut prices for 2015, 2016 and 2017 by States:

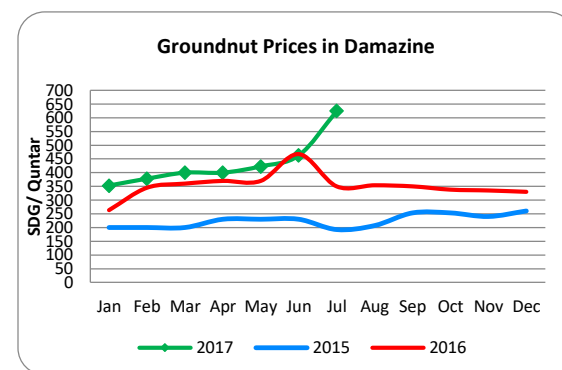
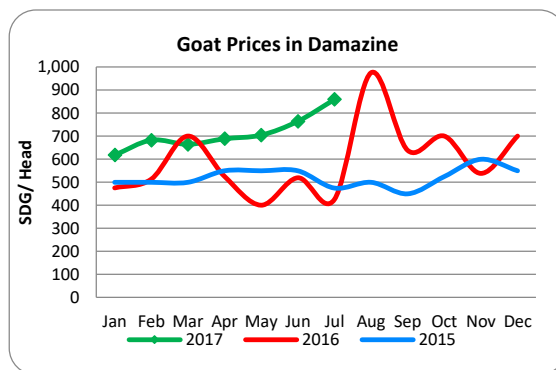
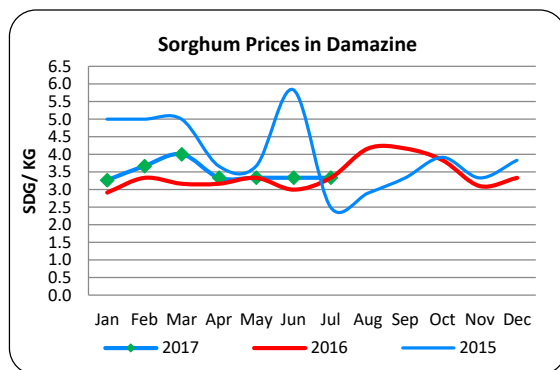
Red Sea



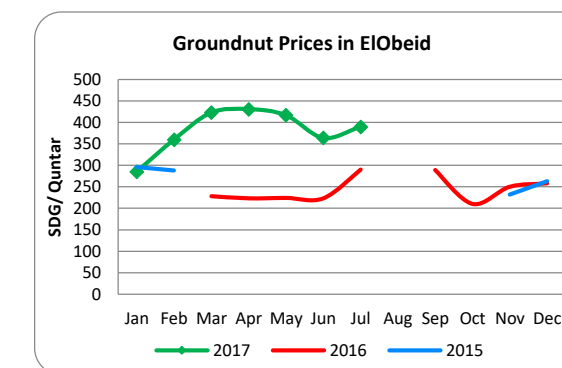
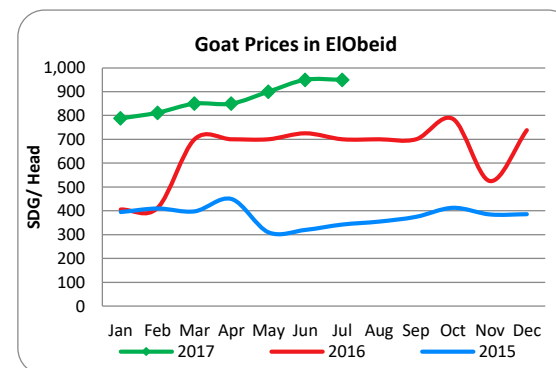
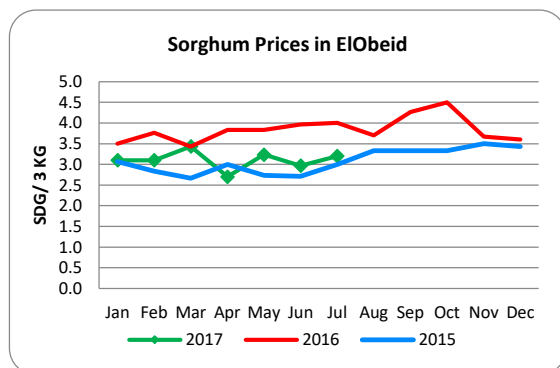
Kassala



Blue Nile

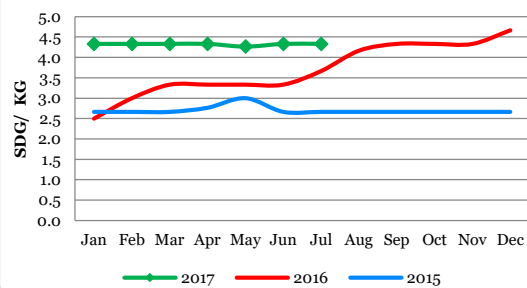


North Kordofan

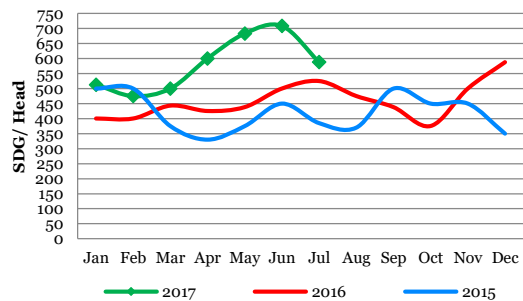


South Kordofan

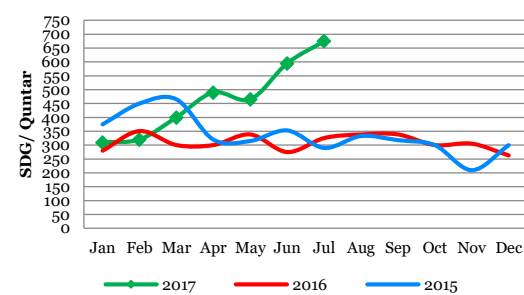
Sorghum Prices in Kadugli



Goat Prices in Kadugli

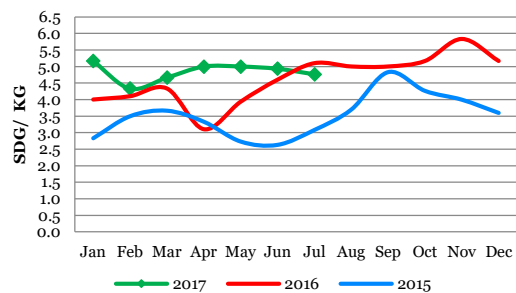


Groundnut Prices in Kadugli

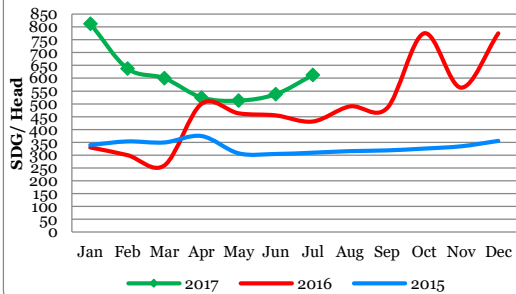


West Kordofan

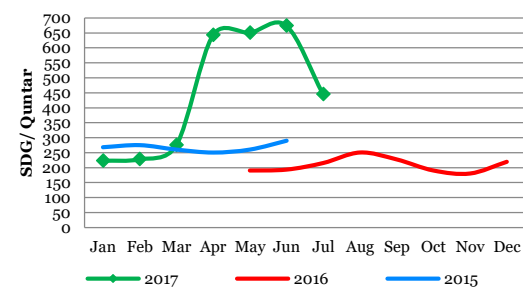
Sorghum Prices in Elfula



Goat Prices in El Fula

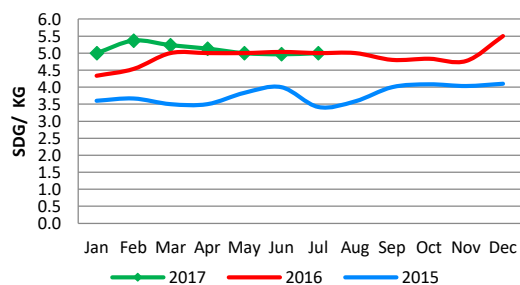


Groundnut Prices in El Fula

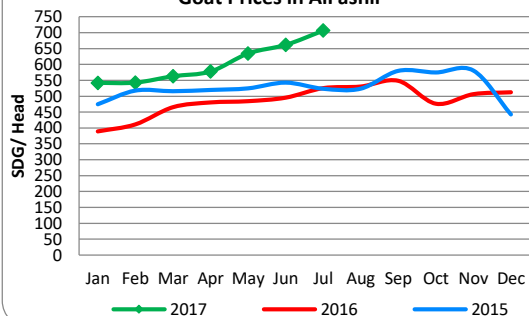


North Darfur

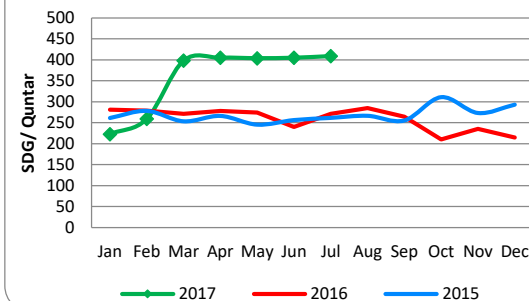
Sorghum Prices in AlFashir



Goat Prices in AlFashir

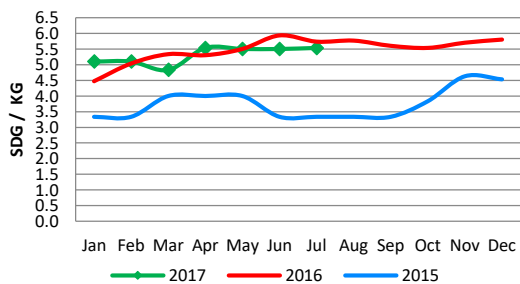


Groundnut Prices in AlFashir

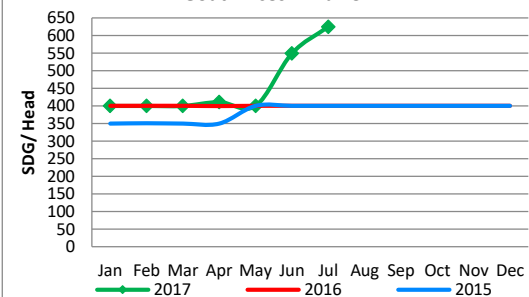


East Darfur

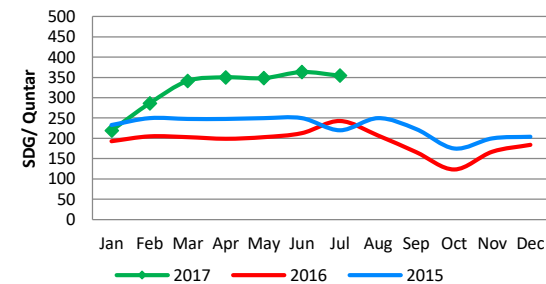
Sorghum Prices in EdDein



Goat Prices in EdDein

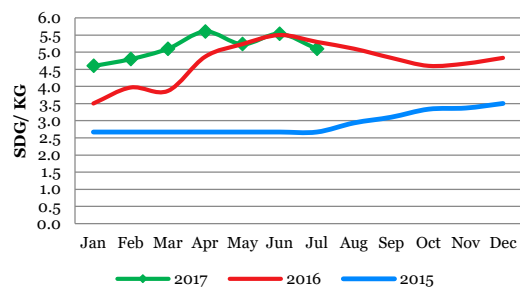


Groundnut Prices in EdDein

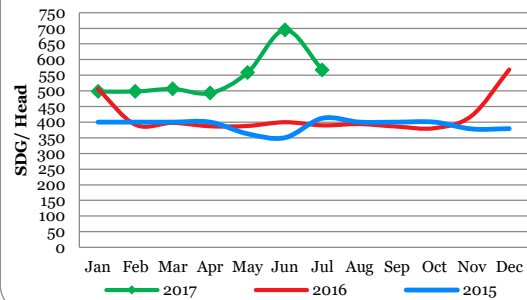


South Darfur

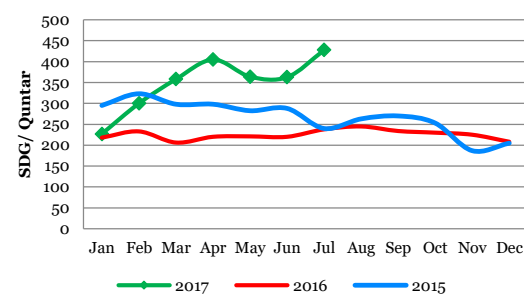
Sorghum Prices in Nyala



Goat Prices in Nyala

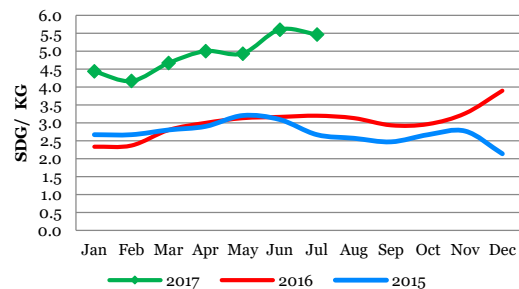


Groundnut Prices in Nyala

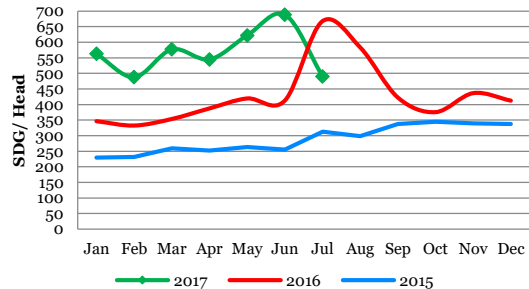


West Darfur

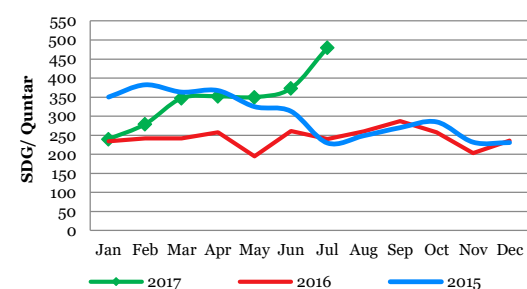
Sorghum Prices in ElGenina



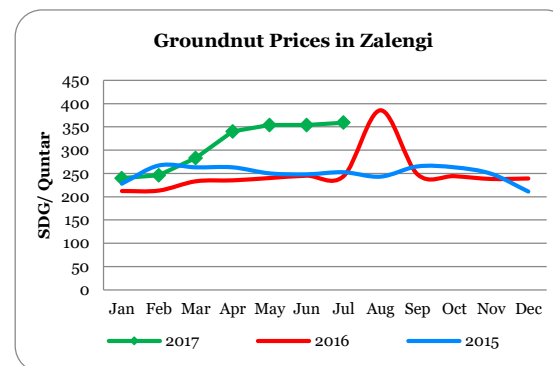
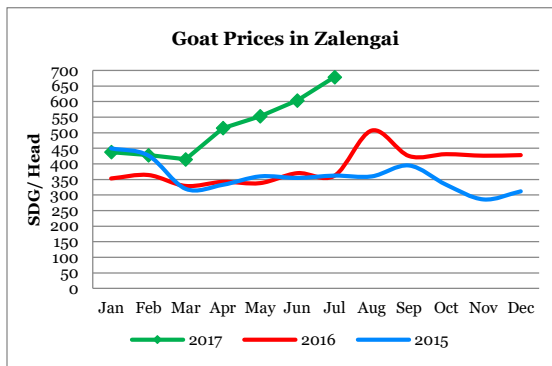
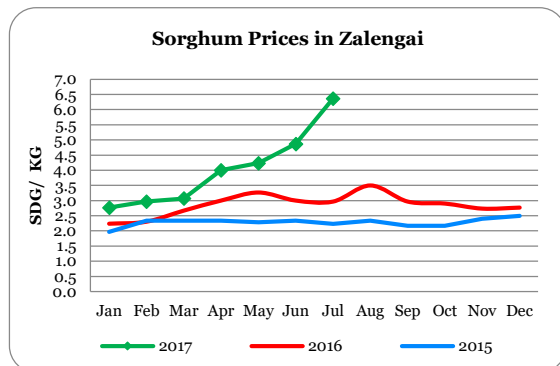
Goat Prices in ElGenina



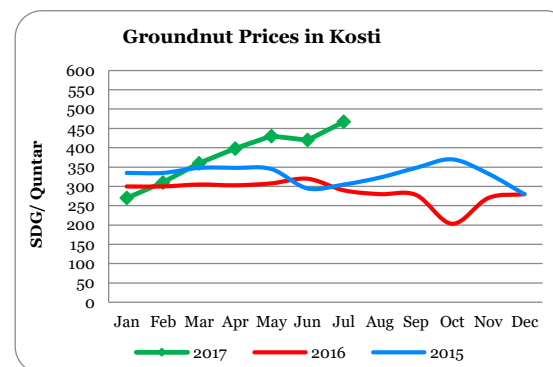
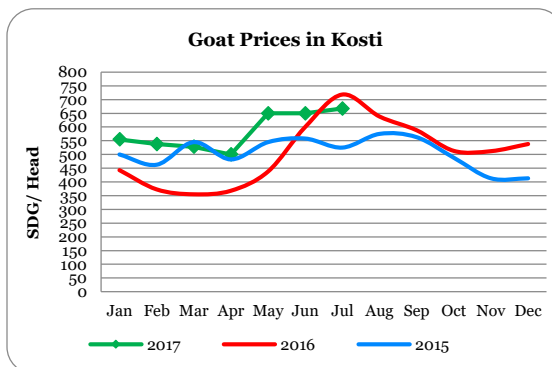
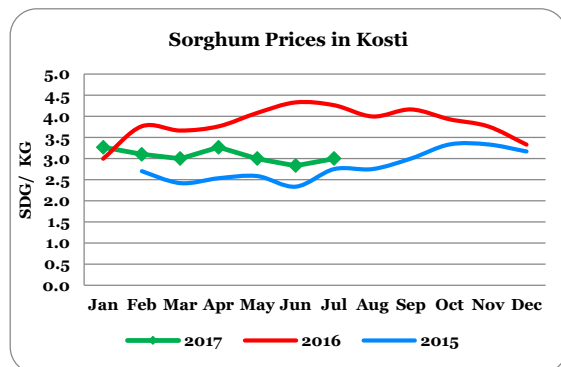
Groundnut Prices in ElGenina



Central Darfur



White Nile



National Average

