

## WFP MONTHLY MARKET UPDATE

SUDAN, OCTOBER 2017

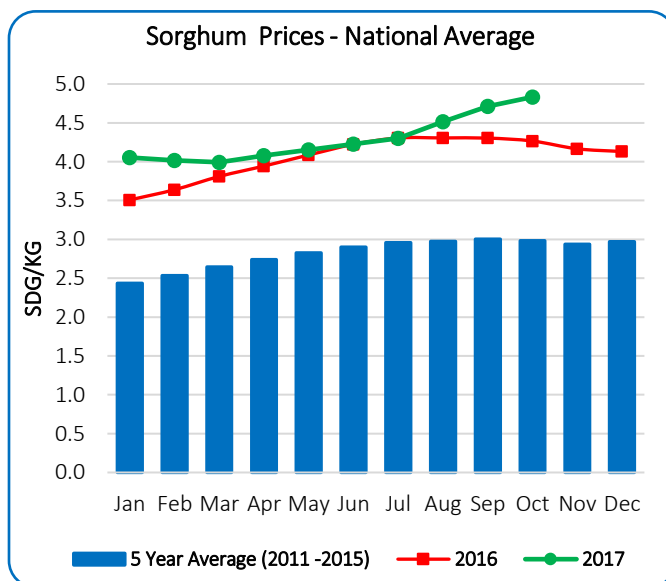
### Highlights

- Although it is the beginning of harvesting period, the national average price of sorghum increased this by 3.0 percent compared to the previous month (September).
- The retail prices of sorghum increased significantly in Blue Nile, Kassala, White Nile and North Kordofan, which attributed to the shortage of rainfall in some states and shift of many farmers to cultivate cash crops (sesame, cotton, groundnut and sunflower).
- The national average price of goat slightly increased by 1.0 percent compared to the previous month due to the poor range condition in many areas; the highest increase was in West Darfur, West Kordofan, East Darfur and Kassala states.
- The national average price of groundnut increased by 1.6 percent compared to the previous month due to the onset of harvesting period.

### Summary

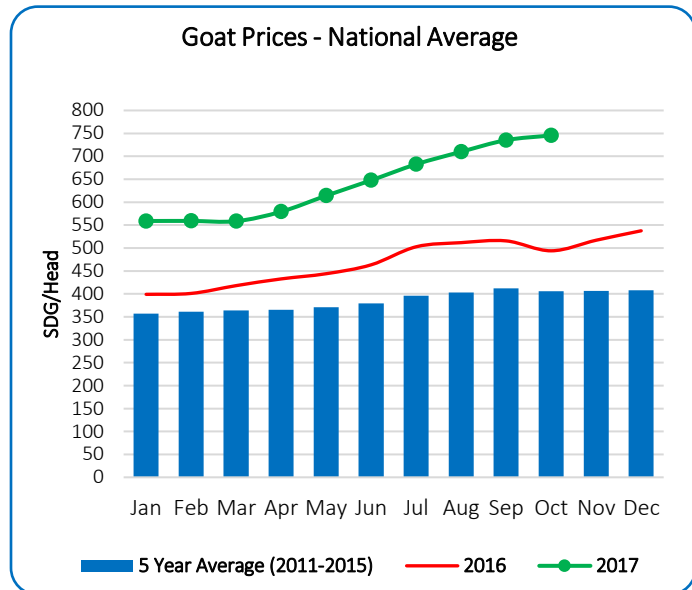
The national average price of sorghum continued its significant increase, which increased by 3.0 percent compared to September 2017. The current national retail price of sorghum increased by 13 percent compared to the same period of previous year (October 2016), this attributed to the poor performance sorghum crop cultivation during the current agricultural season. The delay of rainfall in some areas, long dry spell during mid-season in some production areas and low prices contributed to this significant increase in sorghum price.

The national average price of sorghum was 62 percent higher than the five-year average of same month (October).



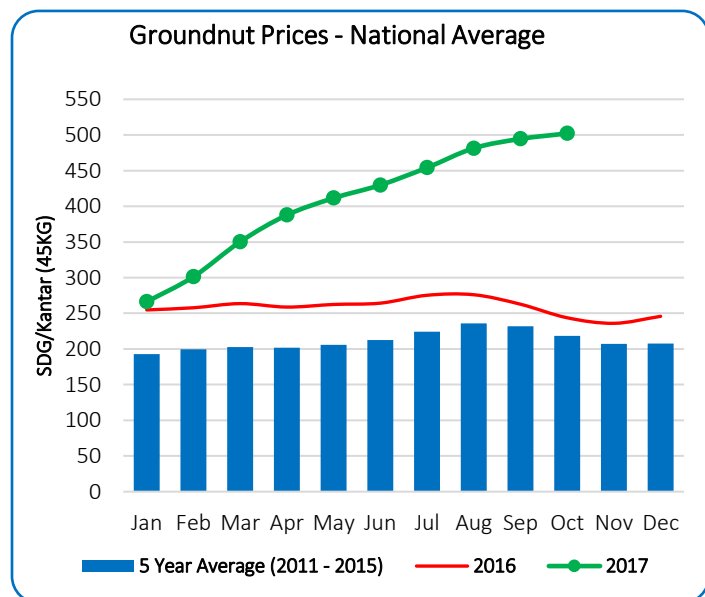
The national average price of goat increased by 1.0 percent compared to the previous month (September) this slight increase attributed to the low rainfall in the main rangeland and grazing areas around Sudan. The national average goat price increased by 51 percent compared to the same month of the previous year (October 2016).

The national average price of goat was 84 percent higher than the five-year average of the same month (October). This high variation in the national average price of goat is mainly attributed to the inflationary increase in the cost of production, such as medicines and feeding ingredients, where most of it is imported.



The national average price of groundnut increased by 1.6 percent compared to September 2017. This slight increase is due to the start of the harvesting period (October–December) in most production areas around Sudan. The groundnut price expected to unchanged or slightly decrease during the harvesting period.

The groundnut price was higher by 102.0 percent compared to the same period of the previous year (September 2016) due high demand from the local oil industry and export market.



The national average price of groundnut was 113.0 percent higher than the five-year average of the same month (October).

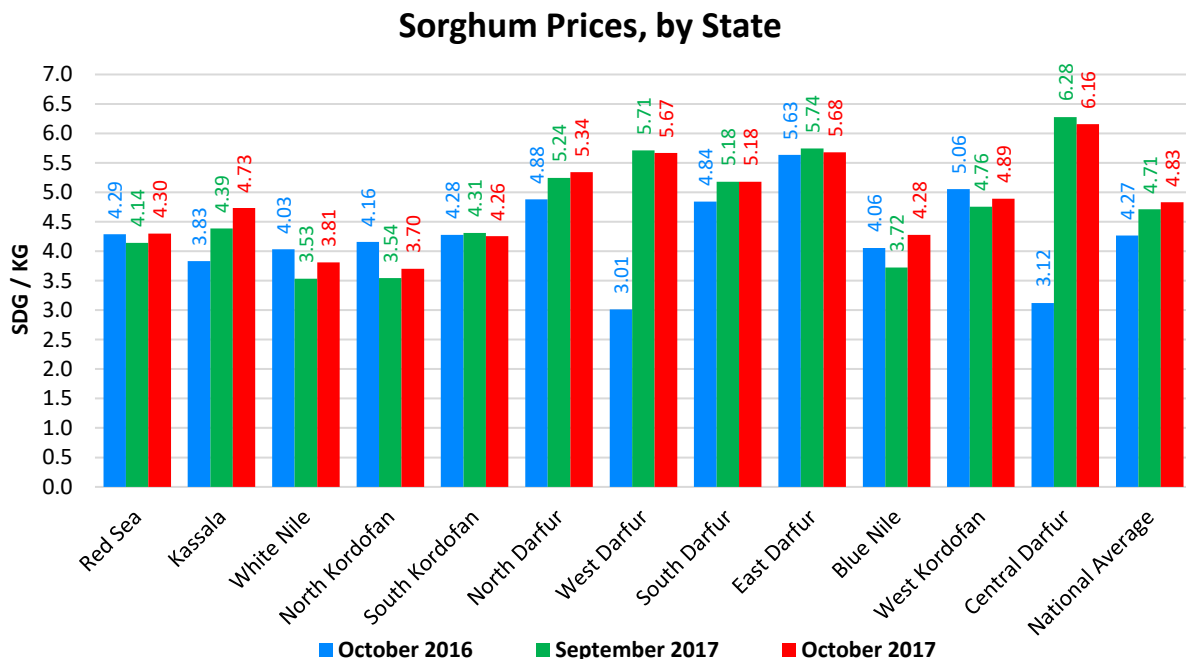
Additional price data for the three commodities for 2015, 2016 and 2017 by the state found in annex 1 (page 7).

## Sorghum

The sorghum retail prices increased in 7 out of 12 states during October states while it slightly decreased in 4 states and remained unchanged in one state (South Darfur) compared to the previous month (September). It sharply increased in Blue Nile (15 percent), White Nile (7.9 percent), Kassala (7.8 percent); slightly increased in North Kordofan (4.4 percent), Red Sea (3.8 percent), West Kordofan (2.8 percent) and North Darfur (2.0 Percent). It slightly decreased in Central Darfur (2.0 percent), South Kordofan (1.3 percent), East Darfur (1.2 percent) and West Darfur (0.8 percent). The significant increase in the sorghum prices in some states, mainly attributed to the very poor rainfall and frequent dry spells during the current season in many areas in addition to the shift of many farmers to cultivate cash crops.

The sorghum prices varied in all states compared to the same period of the previous year (October 2016). It sharply increased in three states, Central Darfur (97 percent), West Darfur (88 percent) and Kassala (23.0 percent), while it slightly increased in North Darfur (9.7 percent), South Darfur (7.0 percent) and Blue Nile (5 percent). Sorghum prices either slightly decreased or remained unchanged in the remaining states.

The sorghum prices were higher by 5 to 152 percent in all states compared to the 5-year average of the same month (October).

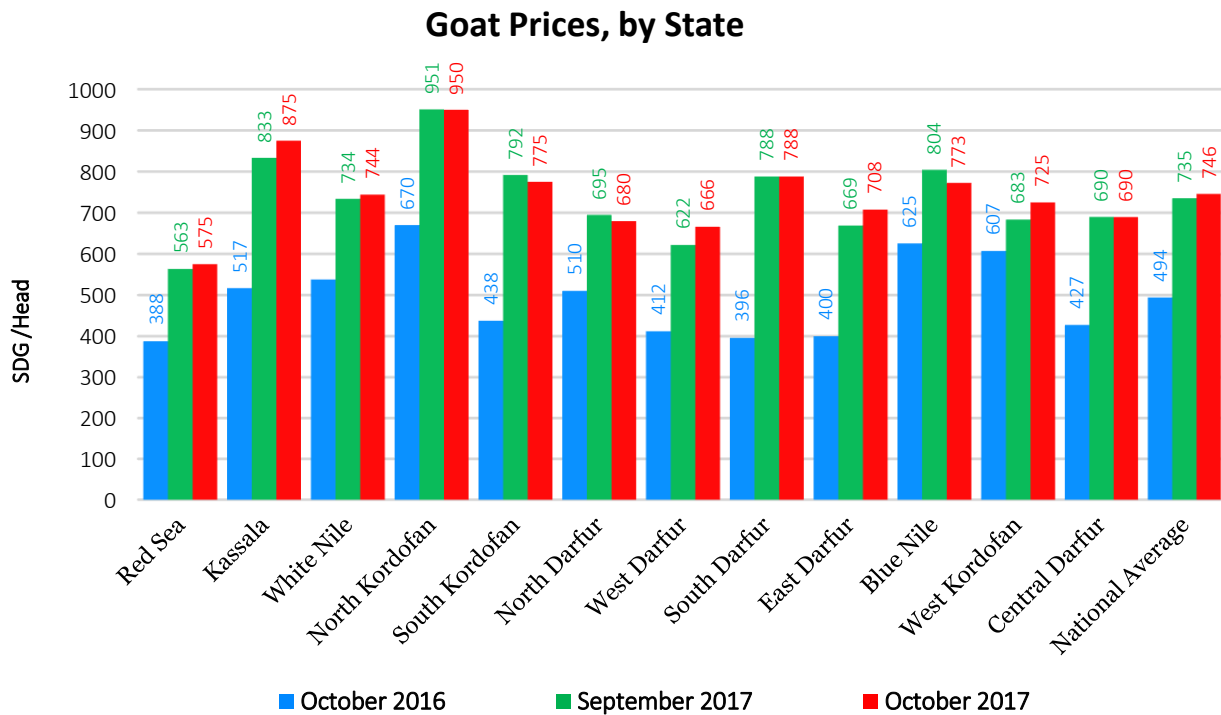


## Goat

The prices of goat slightly varied in all states compared to the previous month (September), it increased in West Darfur (7.1 percent), West Kordofan (6.1 percent), East Darfur (5.8 percent), Kassala (5 Percent), Red Sea (2.1 percent) and White Nile (1.4 percent). It slightly decreased (by 2.0 to 4.0 percent) in Blue Nile, Nort Darfur and South Kordofan, while it remained unchanged in North Kordofan and South Darfur. The slight variation the goat prices in most states attributed to the poor rangeland in the main livestock production areas as the result of erratic and poor rainfall in many grazing areas around Sudan.

The price of goat increased by 20 to 99 percent in all states compared to the same month of the previous year (October 2016), while it was higher by 42 to 130 percent in all states compared to the 5-year average of the same month.

The increase in goat prices compared to the previous years attributed to the inflationary increase in the cost of inputs and veterinary services.

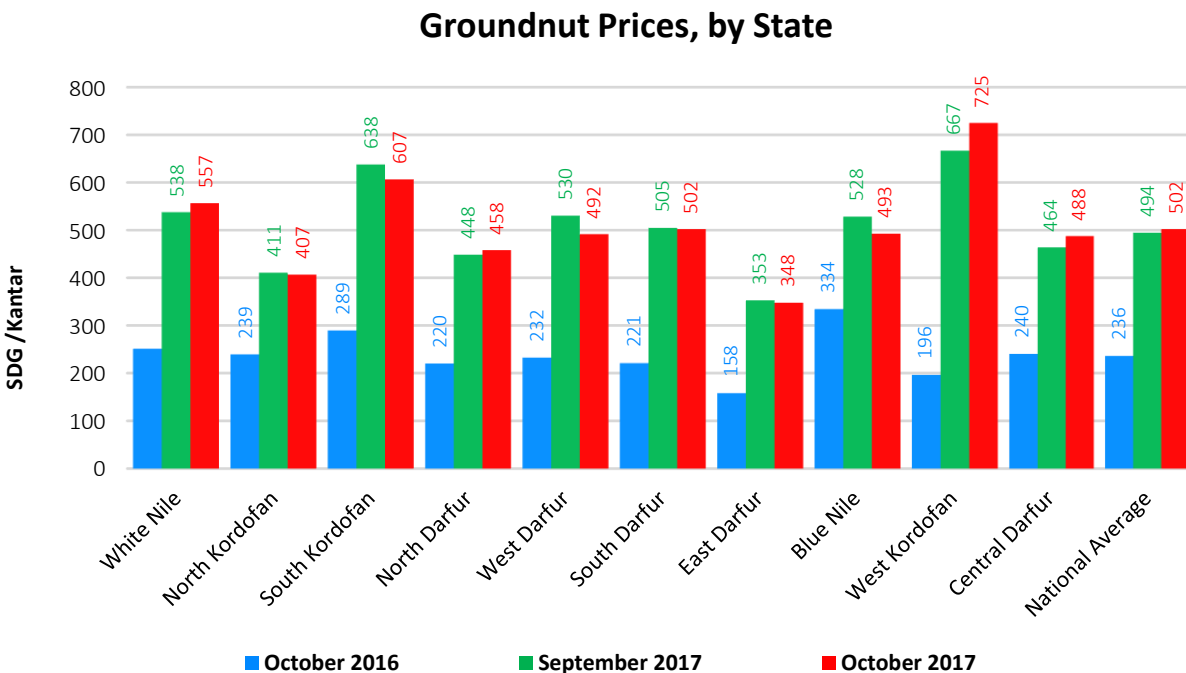


## Groundnut

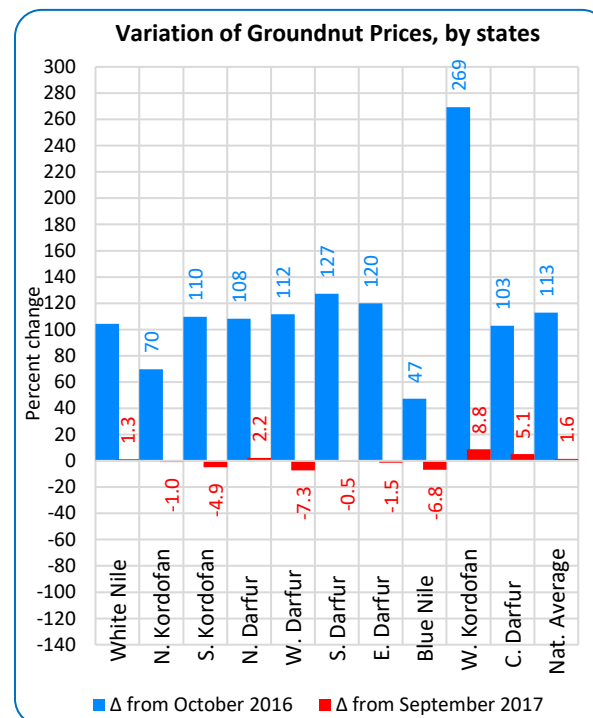
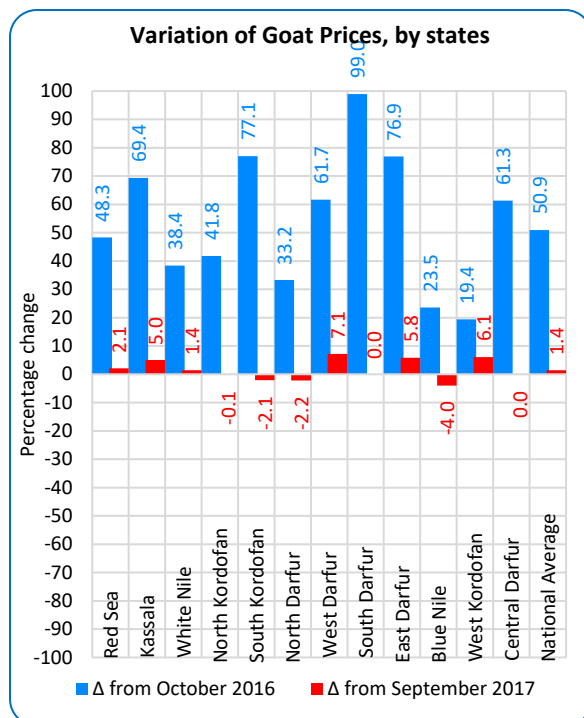
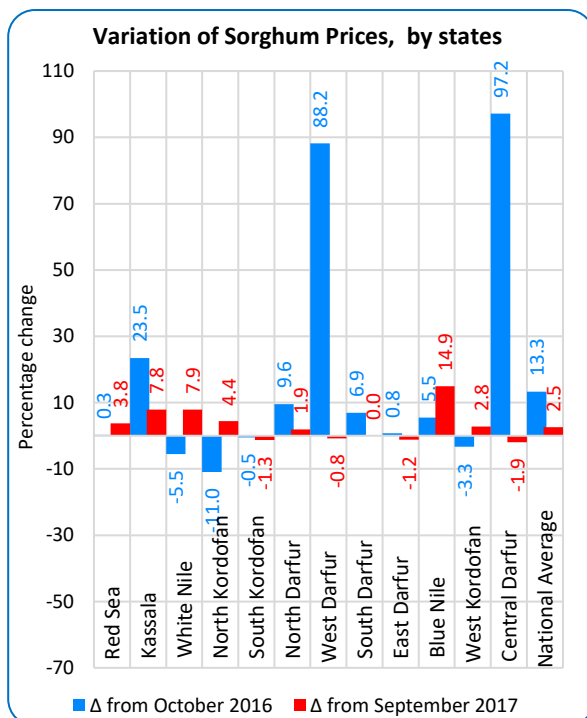
The groundnut prices decreased in most states compared to the previous month (September), it decreased in West Darfur (7.3 percent), Blue Nile (7.0 percent) and South Kordofan (4.9 percent). The groundnut price increased in West Kordofan (9 percent), Central Darfur (5.1 percent), White Nile (3.5 percent) and North Darfur (2.2 percent), while it either remained unchanged or slightly decreased (by less than 1.0 percent) in the remaining states; Kassala, North Kordofan, East Darfur and South Darfur. The decreasing trend in the groundnut price in most states attributed to the onset of the harvesting period (October- December), in both irrigated and rain-fed sectors.

The groundnut prices increased by 47 to 269 percent all around Sudan compared to the same month of the previous year (September 2016). This increasing trend of groundnut prices compared to the same period of the previous year attributed to the high demand of oilseeds from internal and international markets, in addition to the tremendous increase in the costs of production.

The groundnut price remained higher (by 81 to 224 percent) in all states, compared to the five-year average of October.



## THE PERCENTAGE CHANGE OF SORGHUM, GOAT AND GROUNDNUT PRICES COMPARED TO THE SEPTEMBER 2017 AND OCTOBER 2016



## RANKING OF THE STATES ACCORDING TO THE MAGNITUDE OF VARIATION IN THE PRICES OF THREE COMMODITIES

October 2017 Compared to September 2017			
Ranking	Sorghum	Goat	Groundnut
First	Blue Nile (+)	West Darfur (+)	West Kordofan (+)
Second	White Nile (+)	West Kordofan (+)	Central Darfur (+)
Third	Kassala (+)	East Darfur (+)	North Darfur (+)
Fourth	North Kordofan (+)	Kassala (+)	White Nile (+)
Fifth	Red Sea (+)	Red Sea (+)	

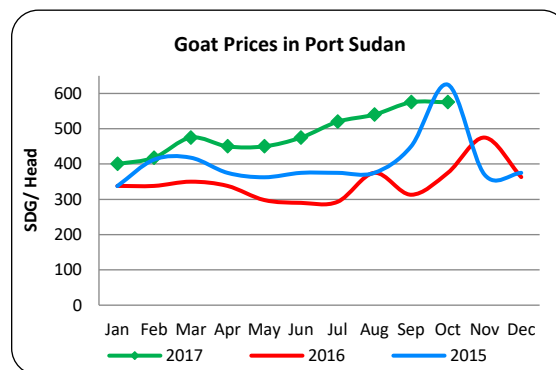
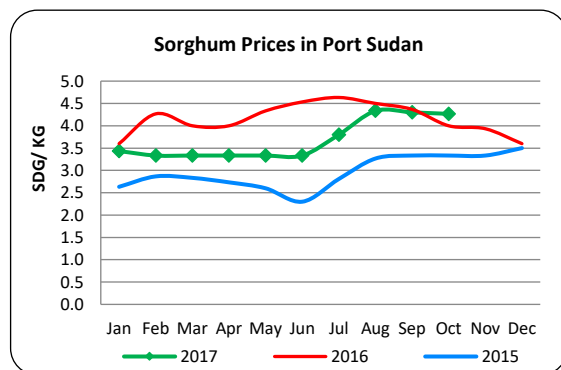
October 2017 compared to October 2016			
Ranking	Sorghum	Goat	Groundnut
First	Central Darfur (+)	South Darfur (+)	West Kordofan (+)
Second	West Darfur (+)	South Kordofan (+)	South Darfur (+)
Third	Kassala (+)	East Darfur (+)	East Darfur (+)
Fourth	North Darfur (+)	Kassala (+)	West Darfur (+)
Fifth	South Darfur (+)	Central Darfur (+)	South Kordofan (+)

Key: Increase in price = (+), Decrease in price = (-), Steady price = (o)

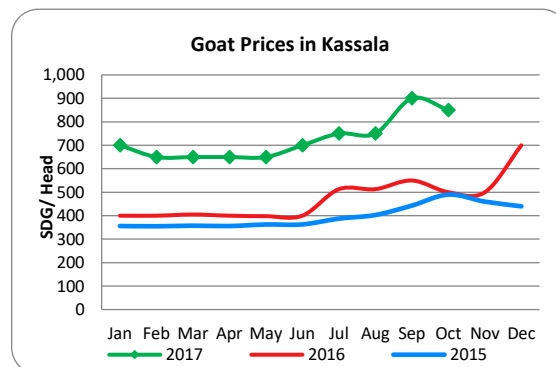
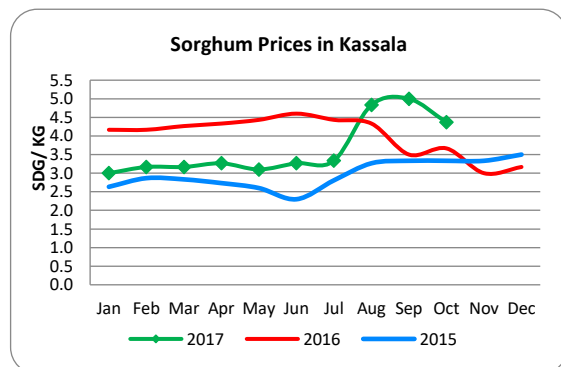
Note: Compared to the previous month (September 2017), the sorghum prices increased in 8 out of 12 states, it sharply increased in White Nile, Blue Nile and Kassala states. The goat prices increased in 6 out of 12 states, it significantly increased in West Darfur, West Kordofan, East Darfur and Kassala states. The groundnut prices slightly decreased in 6 out of 10 states.

## Annex 1: The Sorghum, Goat and Groundnut prices for 2015, 2016 and 2017 by States:

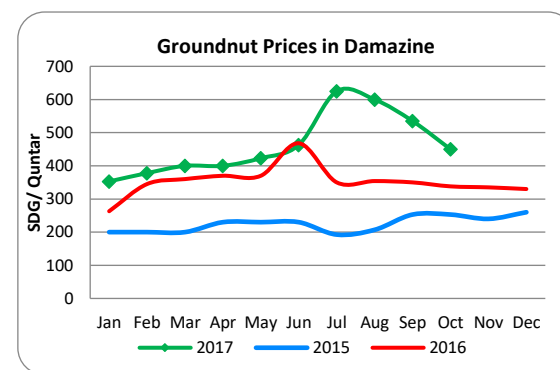
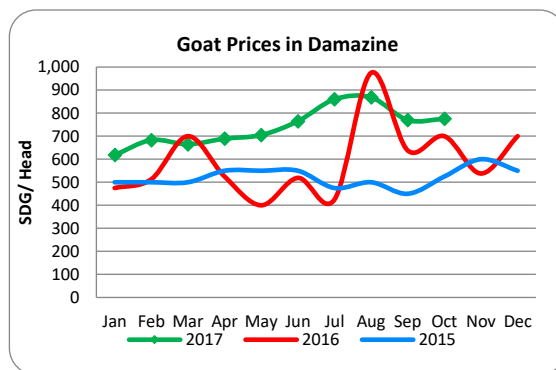
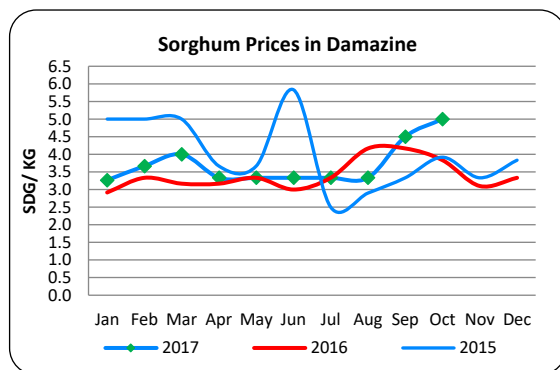
### Red Sea



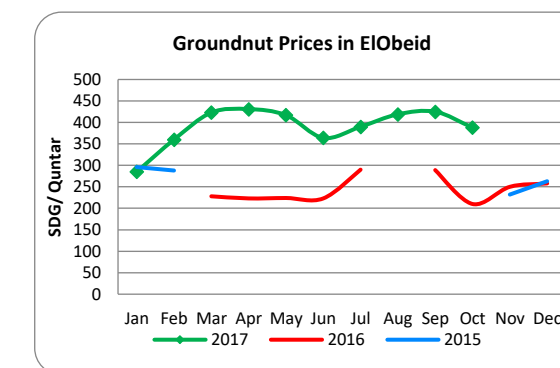
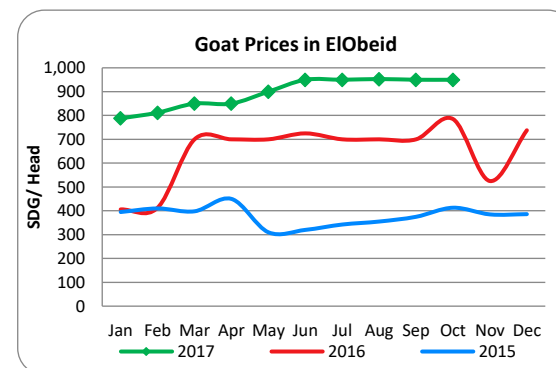
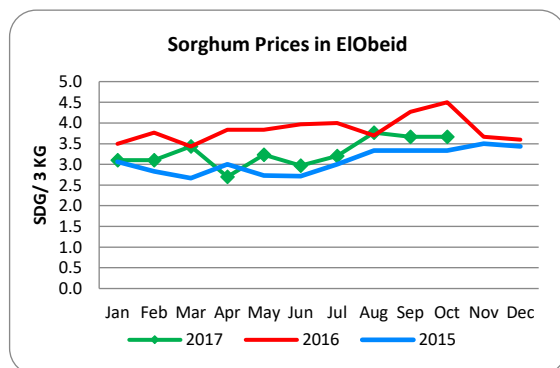
### Kassala



## Blue Nile



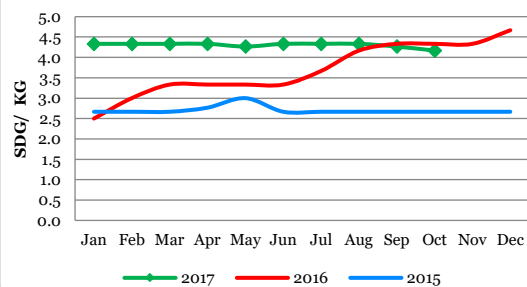
## North Kordofan



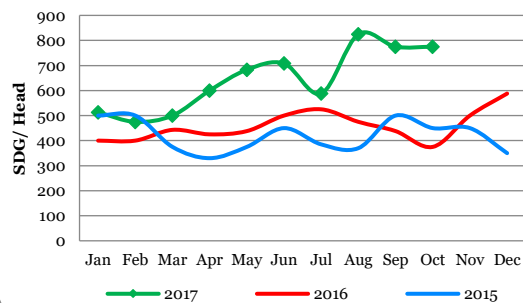


## South Kordofan

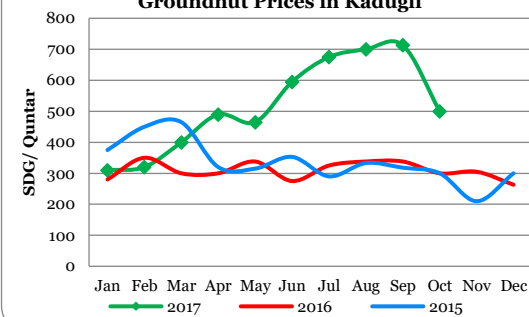
**Sorghum Prices in Kadugli**



**Goat Prices in Kadugli**

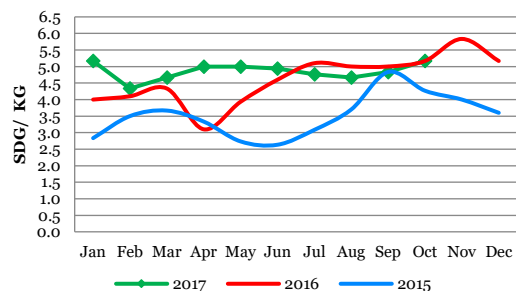


**Groundnut Prices in Kadugli**

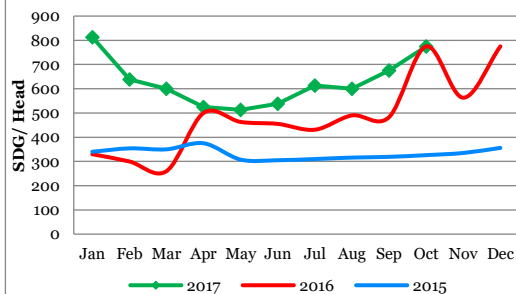


## West Kordofan

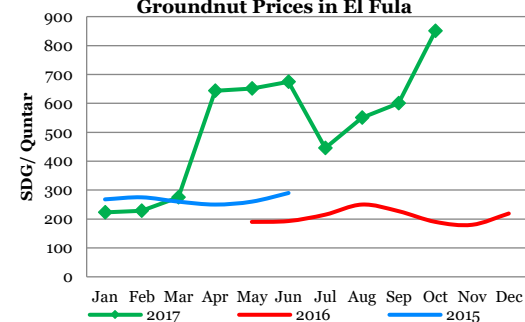
**Sorghum Prices in Elfula**



**Goat Prices in El Fula**

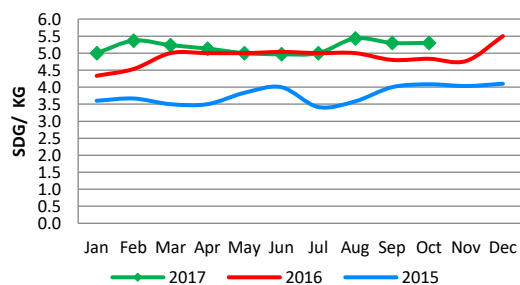


**Groundnut Prices in El Fula**

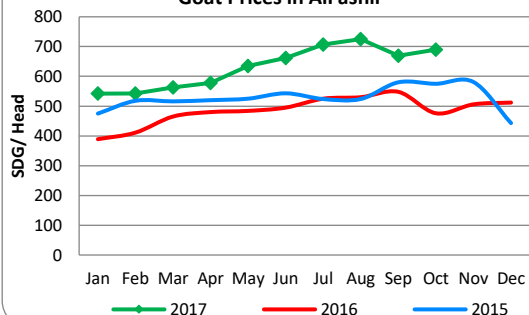


## North Darfur

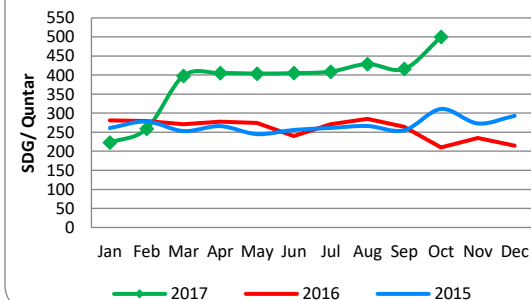
**Sorghum Prices in AlFashir**



**Goat Prices in AlFashir**

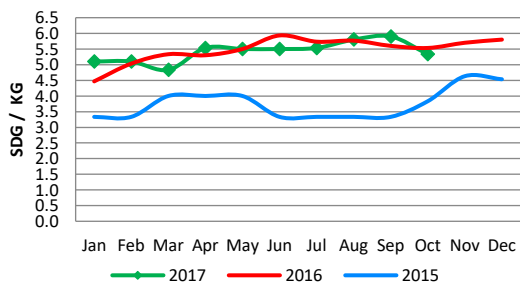


**Groundnut Prices in AlFashir**

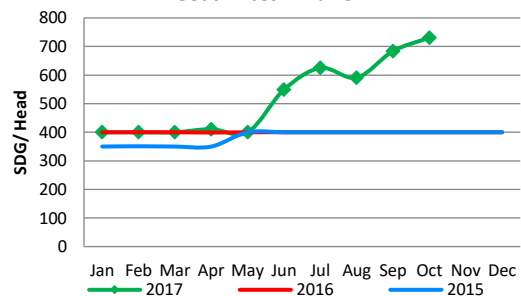


## East Darfur

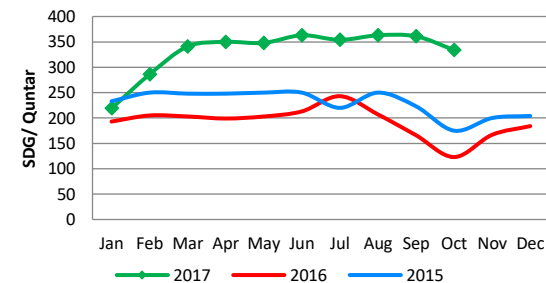
**Sorghum Prices in EdDein**



**Goat Prices in EdDein**

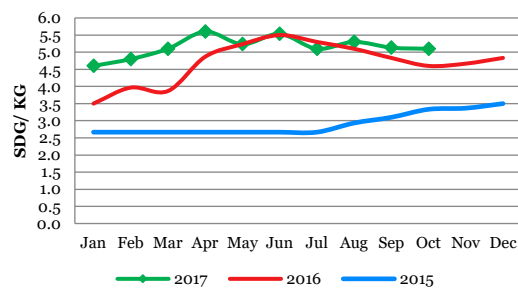


**Groundnut Prices in EdDein**

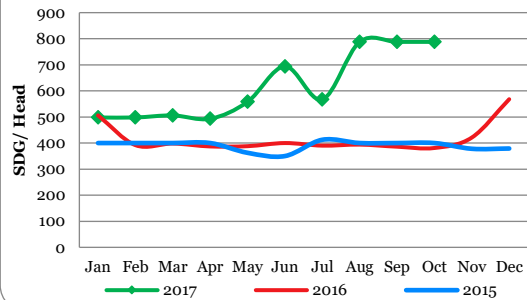


## South Darfur

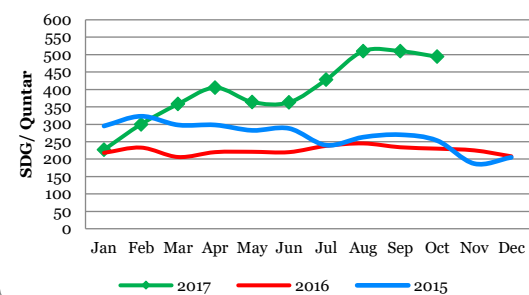
**Sorghum Prices in Nyala**



**Goat Prices in Nyala**

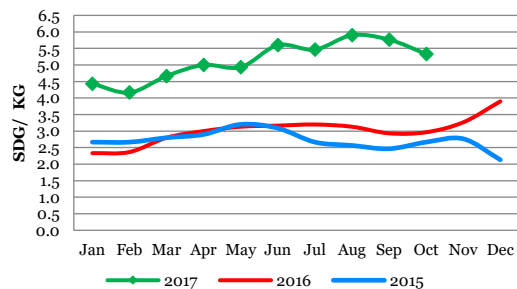


**Groundnut Prices in Nyala**

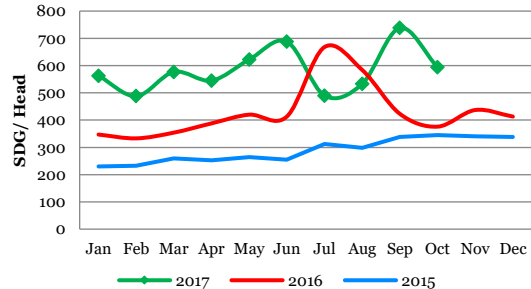


## West Darfur

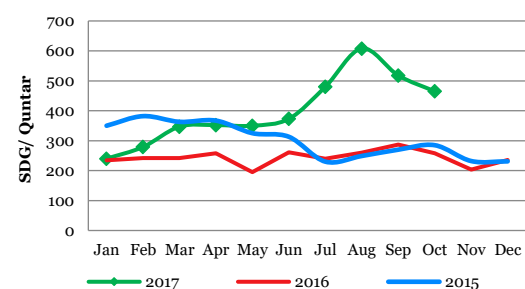
**Sorghum Prices in ElGenina**



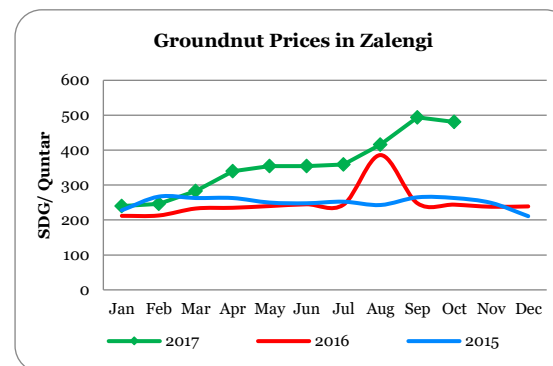
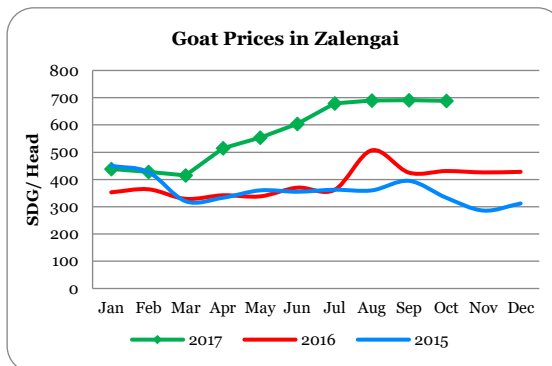
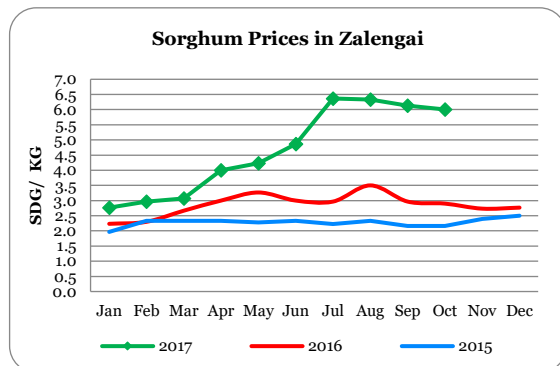
**Goat Prices in ElGenina**



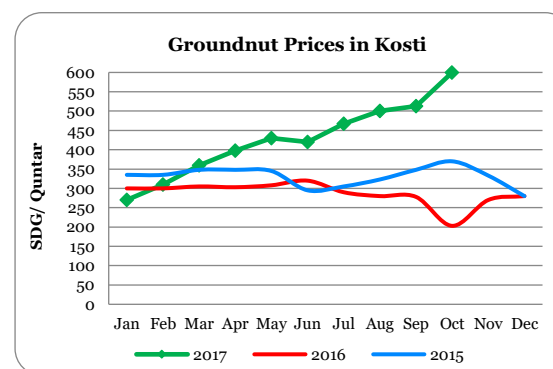
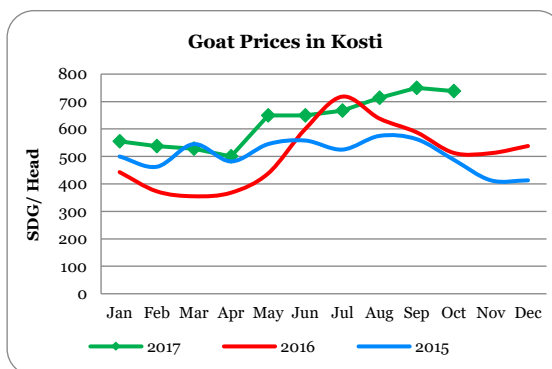
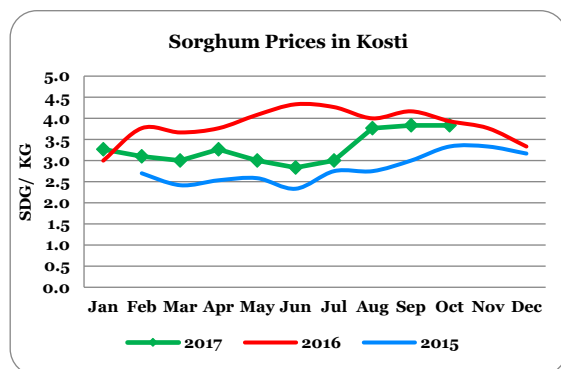
**Groundnut Prices in ElGenina**



## Central Darfur



## White Nile



## National Average

