

## WFP MONTHLY MARKET UPDATE

SUDAN, NOVEMBER 2017

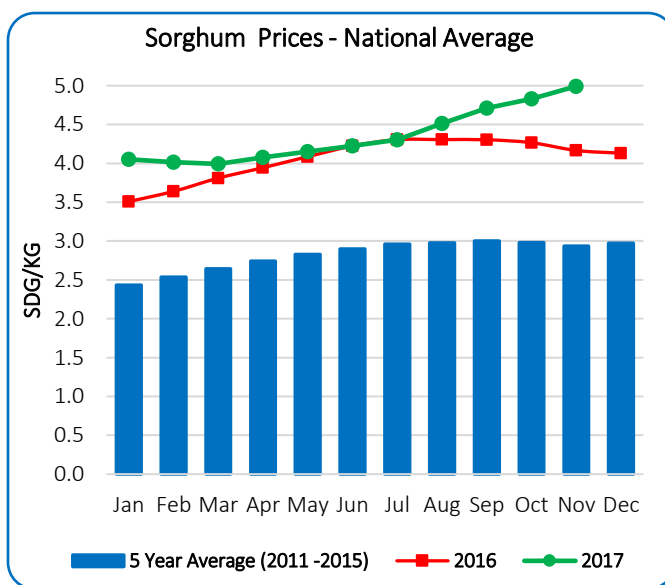
### Highlights

- Although it is the mid of the harvesting period, the national average price of sorghum continued to increase in November (by 3.0 percent) compared to the previous month.
- The retail prices of sorghum increased in 9 out of 12 states and it increased significantly in Blue Nile, North Kordofan, White Nile and West Kordofan, which attributed to the decline in the sorghum supply from the last summer season.
- The national average price of goat remained unchanged this month compared to the previous one due to the poor pasture conditions in many areas; the highest decrease was witnessed in West Darfur state.
- The national average price of groundnut decreased by 2.3 percent compared to the previous month due to the onset of the harvesting period (October- December).

### Summary

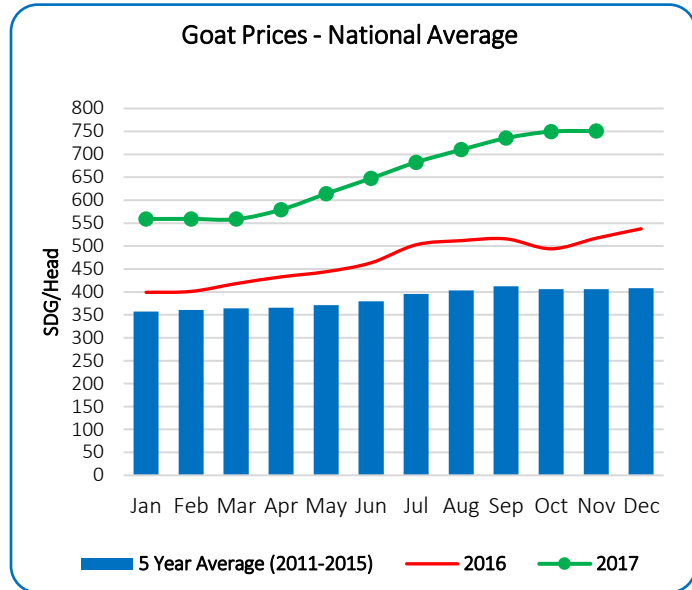
The national average price of sorghum continued its increasing trend, it increased by 3.0 percent compared to October 2017. The current national retail price of sorghum increased by 20 percent compared to the same period of the previous year (November). This attributed to reduction in the total area cultivated and low productivity during the current season. Delay of rainfall, drought and long dry spells in many areas contributed to this significant decrease in sorghum productivity.

The national average price of sorghum, in November, is 70 percent higher than the five-year average, this is mainly due to inflationary increase in the cost of production.



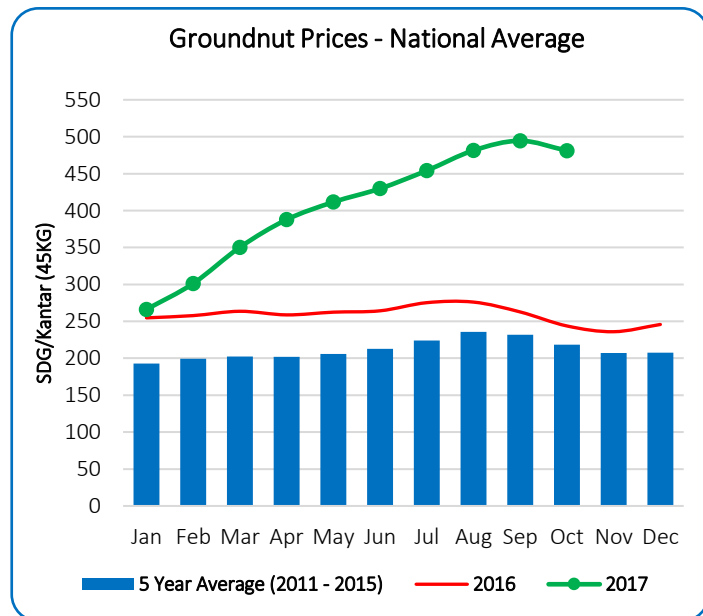
The national average price of goat remained unchanged compared to the previous month (November), this attributed to the low rainfall in the main pasture areas and increase in the prices of supplementary feeding. The national average goat price increased by 45 percent compared to the same month of the previous year.

The national average price of goat higher by 85 percent than the five-year average of the same month (November). This high variation in the national average price of goat is mainly attributed to the inflationary increase in the cost of production, such as medicines and supplementary feeding.



The national average price of groundnut decreased by 2.3 percent compared to previous month. This decrease is due to the start of the harvesting period (October - December) all around Sudan. Groundnut prices expected to remain unchanged or slightly decrease during the coming two months (December 2017 - January 2018).

The national average price of groundnut higher by 99.0 percent compared to the same period of the previous year (October 2016), this is due to the high demand from local oil industry and export markets in addition to the inflationary increase in the cost of production.



The national average price of groundnut higher by 127.0 percent compared to the five-year average of the same month.

Additional price data for the three commodities for 2015, 2016 and 2017 by the state found in annex 1 (page 7).

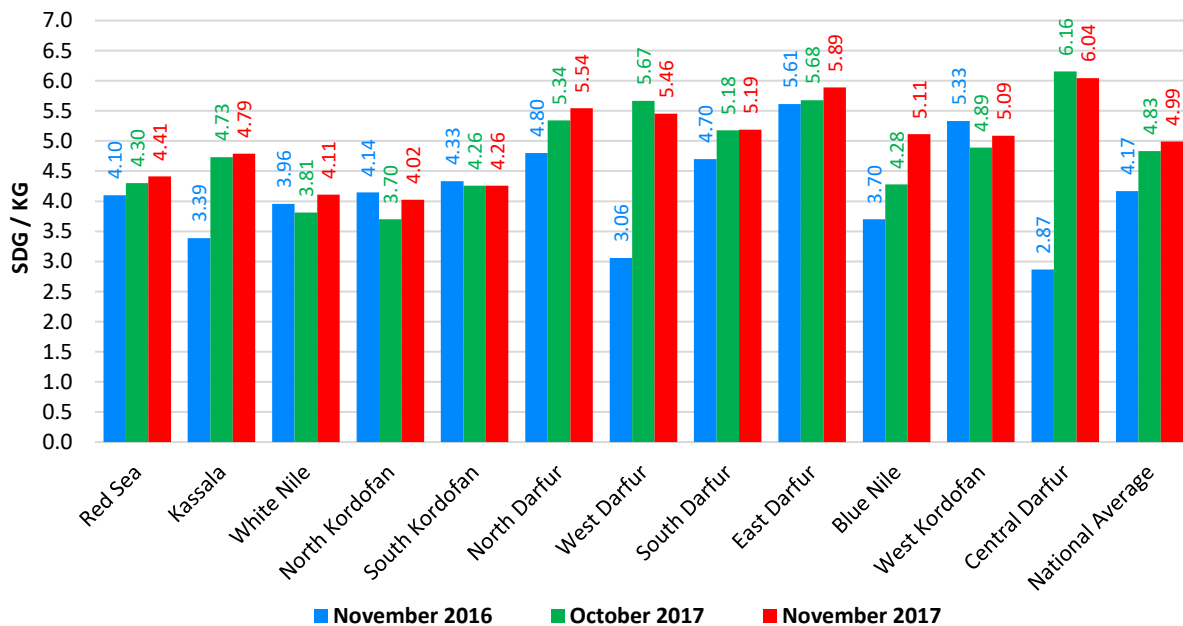
## Sorghum

The sorghum retail prices increased in 9 out of 12 states during November, while it slightly decreased in 2 states and remained unchanged in South Kordofan compared to the previous month (October). It sharply increased in Blue Nile (19.5 percent), North Kordofan (8.7 percent), White Nile (7.9 percent); significantly increased in West Kordofan (4.1 percent), North Darfur (3.74), East Darfur (3.7 percent), Red Sea (2.6 percent) and slightly increased in Kassala (1.2 percent) and South Darfur (0.2 percent). It decreased in West Darfur (3.7 percent) and Central Darfur (1.8 percent). The significant increase in sorghum prices in most states this season, mainly attributed to low production expected as the result of very poor rainfall and frequent dry spells in many areas, in addition to shift of many farmers to cash crops cultivation.

The sorghum prices increased in several states compared to the same period of the previous year (November 2016). It sharply increased in seven states; Central Darfur (111 percent), West Darfur (79 percent), Kassala (41 percent), Blue Nile (38 percent), North Darfur (15 percent), South Darfur (10 percent) and Red Sea (8 percent) and slightly increased in East Darfur (5.0 percent) and White Nile (4.0 percent). It decreased in West Kordofan (5 percent), North Kordofan (3 percent) and South Kordofan (2 percent).

The sorghum prices were higher by 5 to 138 percent in all states compared to the 5-year average of the same month (November).

**Sorghum Prices, by State**

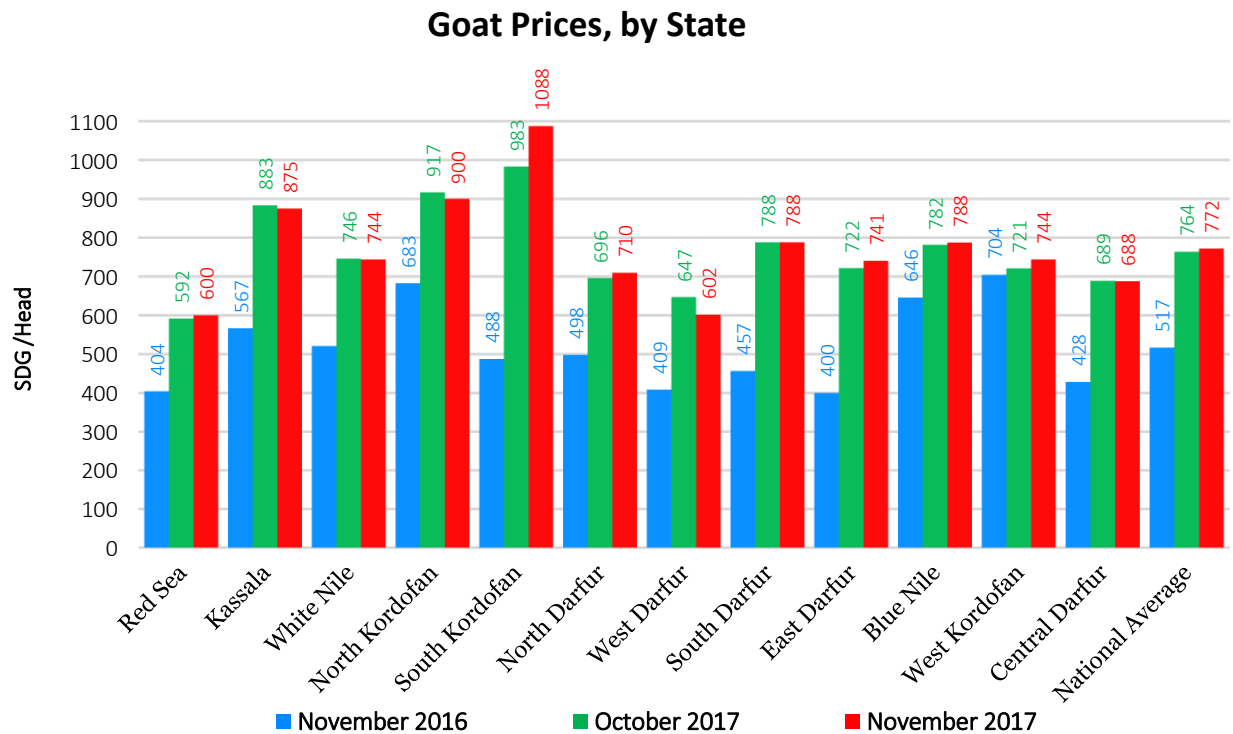


## Goat

The prices of goat slightly varied in all states compared to the previous month (October), it increased in West Kordofan (3.2 percent), East Darfur (2.6 percent), South Kordofan (2.3 percent), North Darfur (2.0 percent), Red Sea (1.4 percent) and Blue Nile (1.0 percent). It sharply decreased in West Darfur (7.0 percent) and slightly in North Kordofan (1.8 percent) and Kassala (1.0 percent); while it remained unchanged in Central Darfur, South Darfur, and White Nile. The slight variations in goat prices in most states attributed to poor pasture conditions that result from erratic and poor rainfall in many areas around Sudan.

The price of goat increased by 6.0 to 85 percent in all states compared to the same month of the previous year (November 2016), while it was very high by 43 to 114 percent in all states compared to the 5-year average of the same month (November).

The increase in goat prices compared to the previous years attributed to the inflationary increase in the cost of inputs and veterinary services.



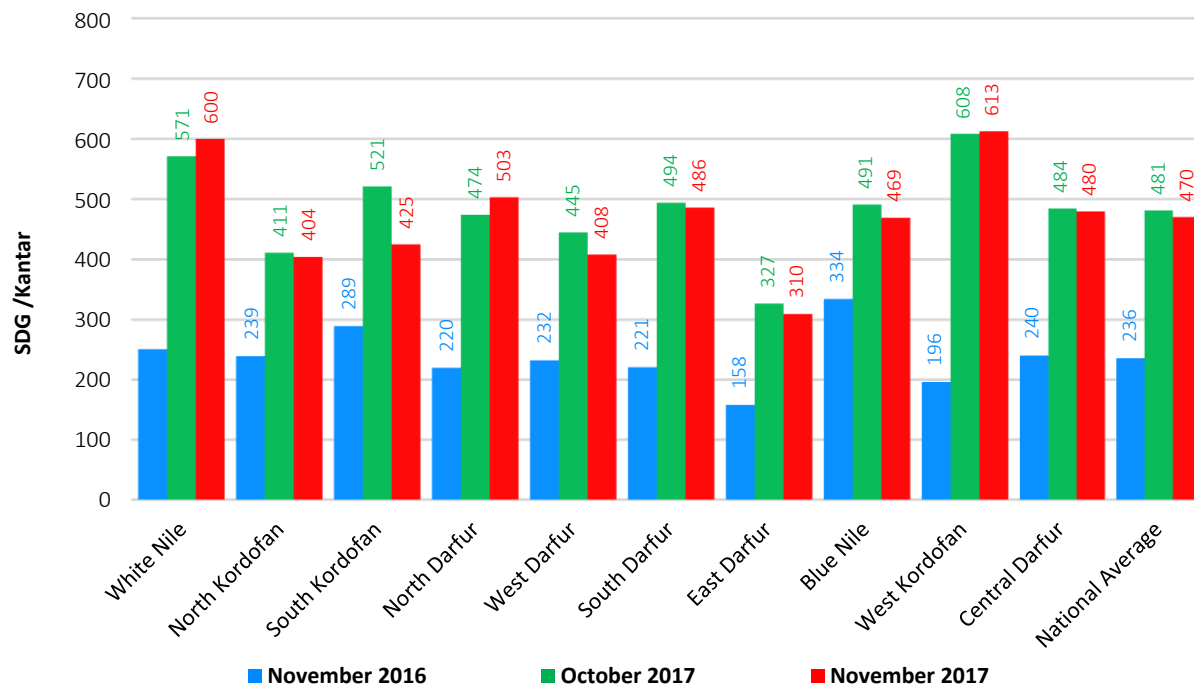
## Groundnut

The groundnut prices decreased in 7 out of 11 states compared to the previous month (October), it decreased in South Kordofan (19 percent), West Darfur (8.2 percent), East Darfur (5.0 percent), Blue Nile (4.0 percent), North Kordofan (1.7 percent), South Darfur (1.6 percent) and Central Darfur (1.0 percent). The groundnut price increased in North Darfur (6.1 percent), White Nile (5.1 percent), Kassala (1.8 percent) and West Kordofan (1.0 percent). The decreasing trend in the groundnut prices in most states attributed to the onset of the harvesting period, which will continue up to the end of December.

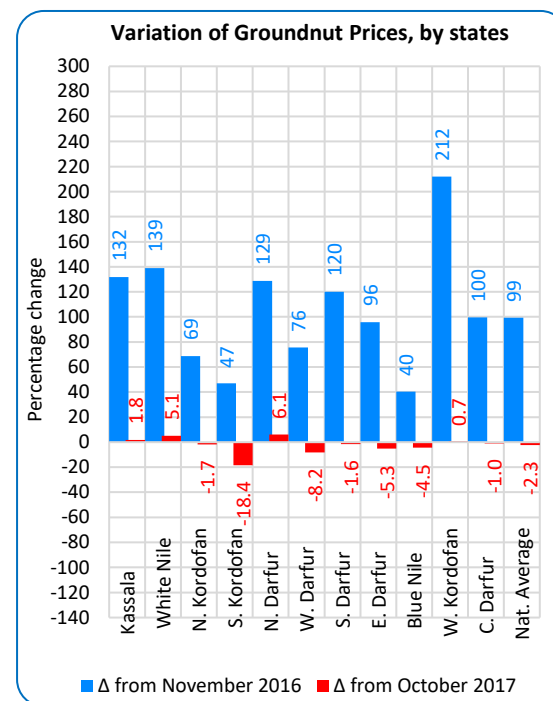
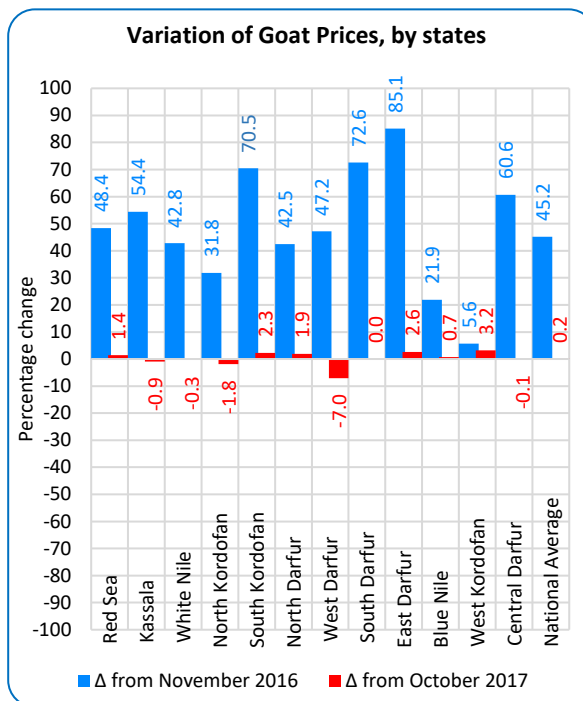
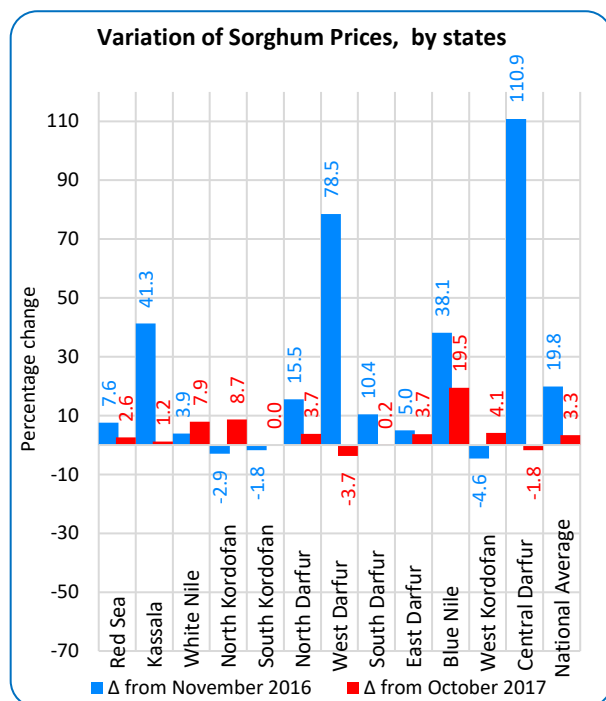
The groundnut prices increased by 40 to 212 percent in all states compared to the same month of the previous year (October 2016). This increasing trend of groundnut prices attributed to the high demand of oilseeds from internal and international markets, in addition to increase in the costs of production.

The groundnut price remained higher (by 60 to 180 percent) in all states, compared to the five-year average of November.

**Groundnut Prices, by State**



## THE PERCENTAGE CHANGE OF SORGHUM, GOAT AND GROUNDNUT PRICES COMPARED TO THE OCTOBER 2017 AND NOVEMBER 2017



### Ranking the States Per the Magnitude of Variations in the Prices of Three Commodities

November 2017 Compared to October 2017			
Ranking	Sorghum	Goat	Groundnut
First	Blue Nile (+)	West Kordofan (+)	South Kordofan (-)
Second	North Kordofan (+)	East Darfur (+)	West Darfur (-)
Third	White Nile (+)	South Kordofan (+)	East Darfur (-)
Fourth	West Kordofan	North Darfur (+)	Blue Nile (-)
Fifth	East Darfur(+)	Red Sea (+)	North Kordofan

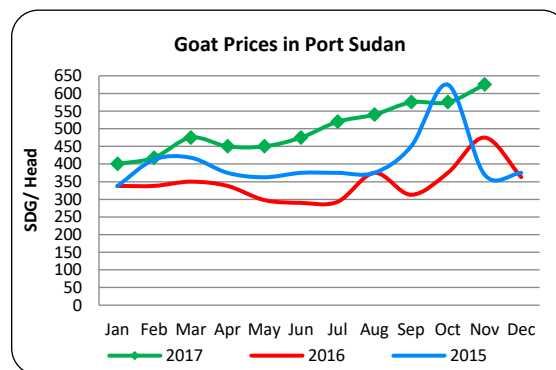
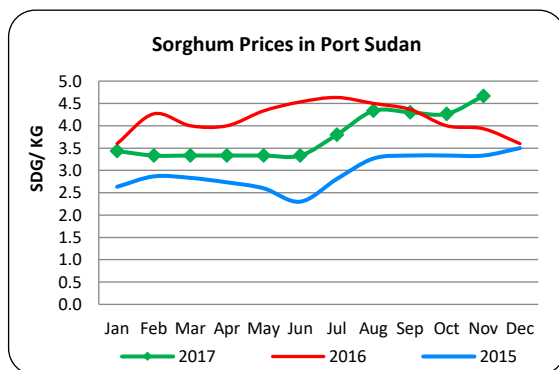
November 2017 compared to November 2016			
Ranking	Sorghum	Goat	Groundnut
First	Central Darfur (+)	East Darfur (+)	West Kordofan (+)
Second	West Darfur (+)	South Darfur (+)	White Nile (+)
Third	Kassala (+)	South Kordofan (+)	Kassala (+)
Fourth	North Darfur (+)	Central Darfur (+)	North Darfur (+)
Fifth	South Darfur (+)	Kassala (+)	South Darfur (+)

Key: Increase in price = (+), Decrease in price = (-), Steady price = (o)

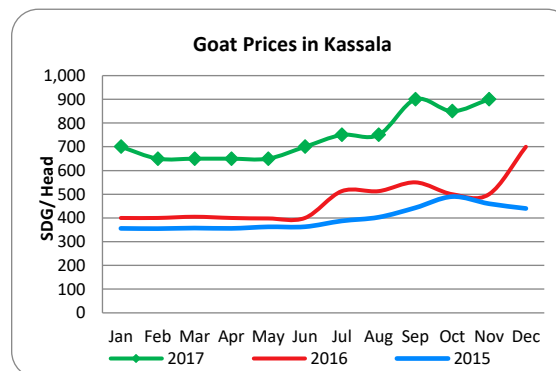
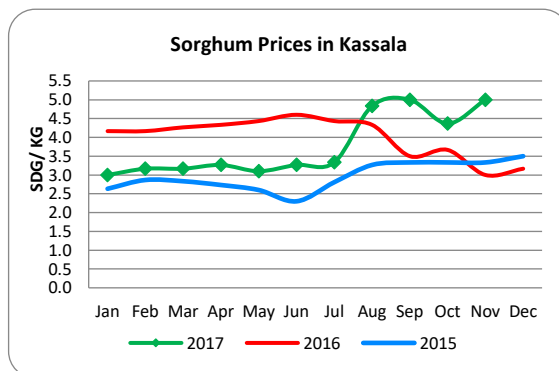
**Note:** Compared to the previous month (October 2017), the sorghum prices increased in 9 out of 12 states, it sharply increased in Blue Nile, North Kordofan and White Nile states. The goat prices increased in 6 out of 12 states. The groundnut prices decreased in 7 out of 11 states, it sharply decreased in South Kordofan.

## Annex 1: The Sorghum, Goat and Groundnut prices for 2015, 2016 and 2017 by States:

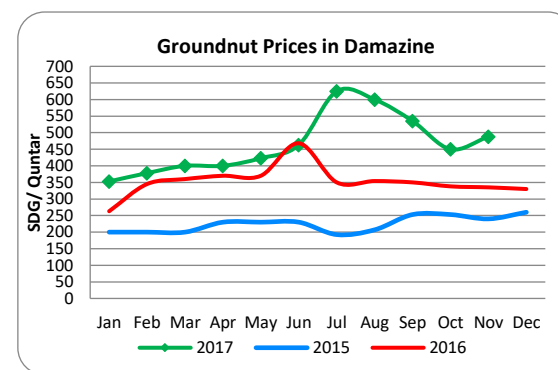
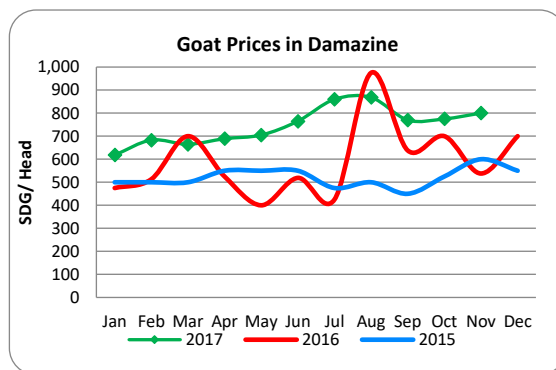
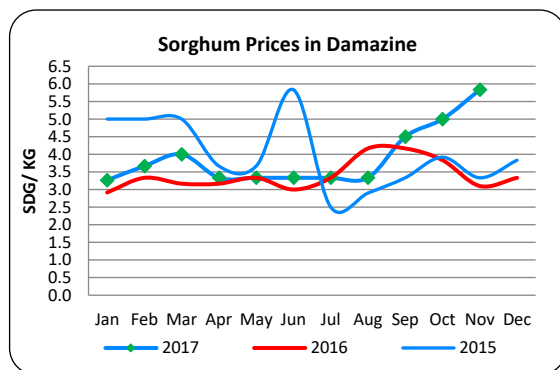
### Red Sea



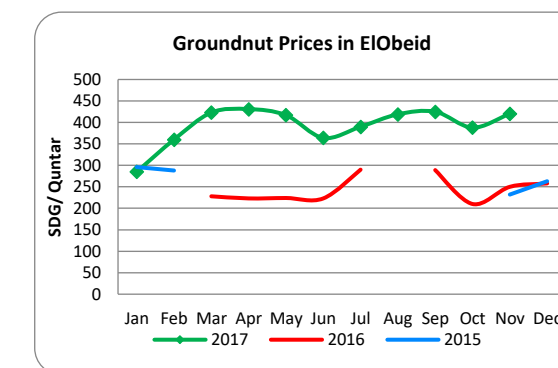
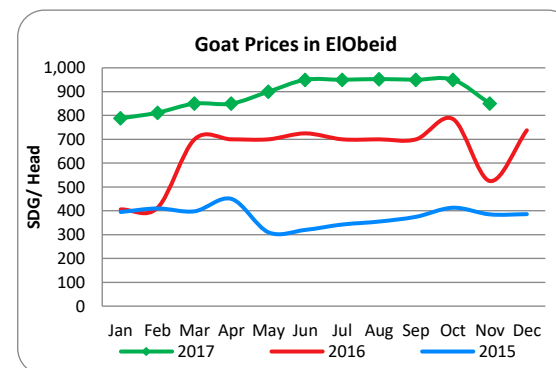
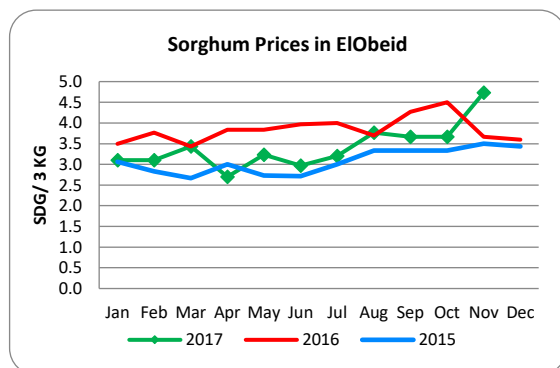
### Kassala



## Blue Nile



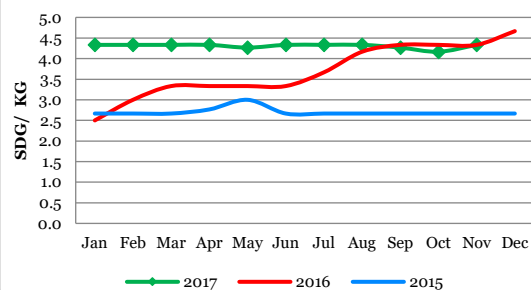
## North Kordofan



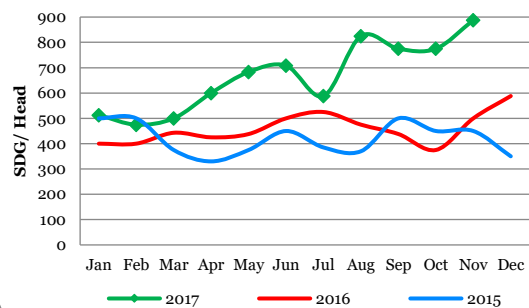


## South Kordofan

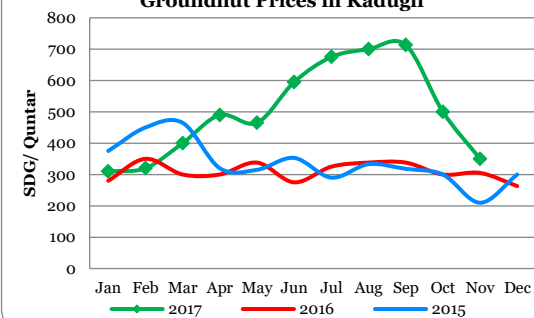
**Sorghum Prices in Kadugli**



**Goat Prices in Kadugli**

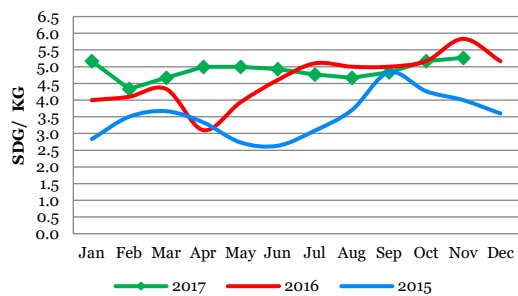


**Groundnut Prices in Kadugli**

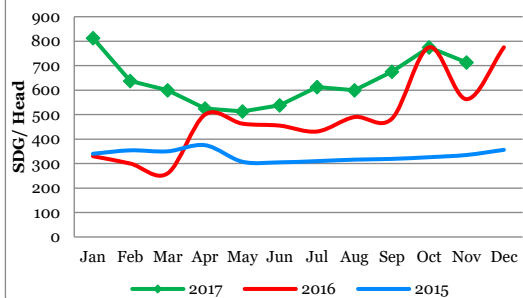


## West Kordofan

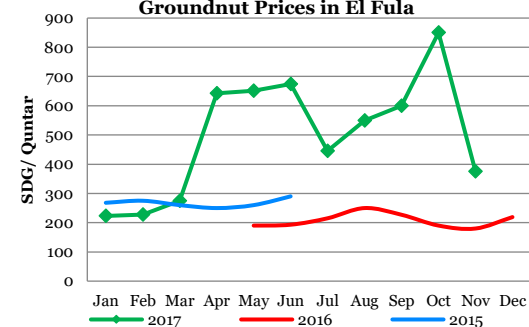
**Sorghum Prices in Elfula**



**Goat Prices in El Fula**

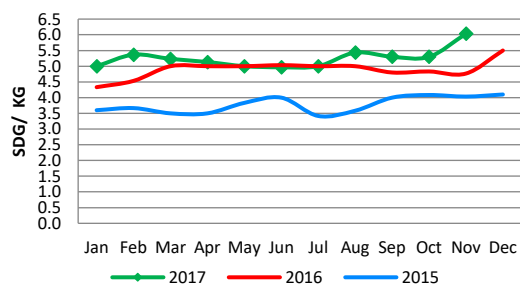


**Groundnut Prices in El Fula**

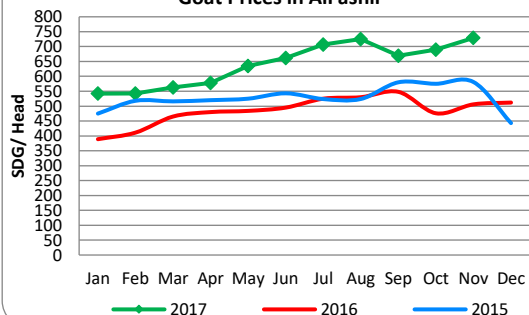


## North Darfur

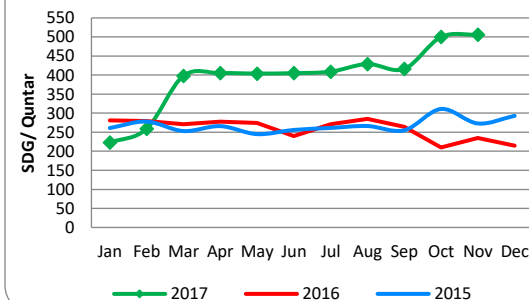
Sorghum Prices in AlFashir



Goat Prices in AlFashir

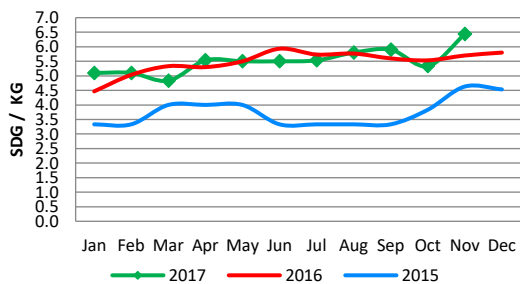


Groundnut Prices in AlFashir

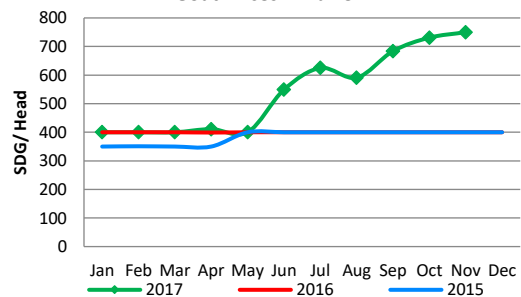


## East Darfur

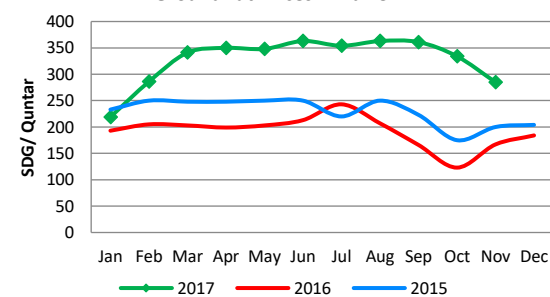
Sorghum Prices in EdDein



Goat Prices in EdDein

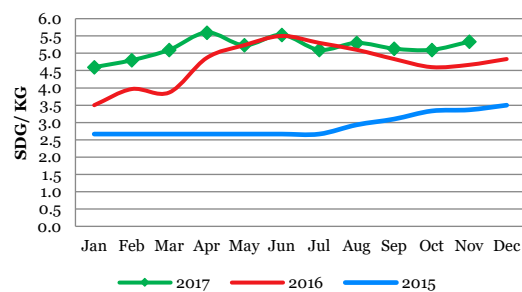


Groundnut Prices in EdDein

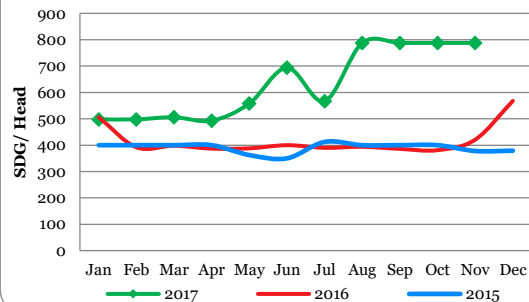


## South Darfur

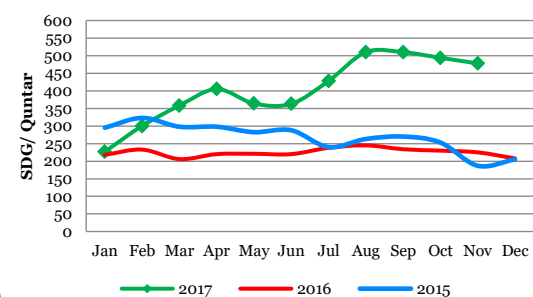
**Sorghum Prices in Nyala**



**Goat Prices in Nyala**

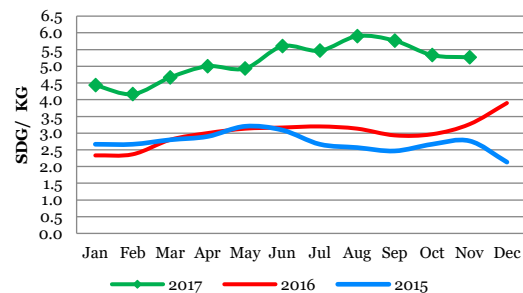


**Groundnut Prices in Nyala**

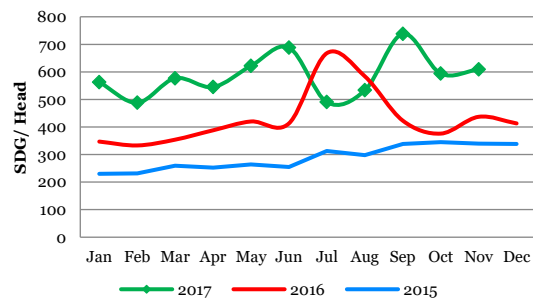


## West Darfur

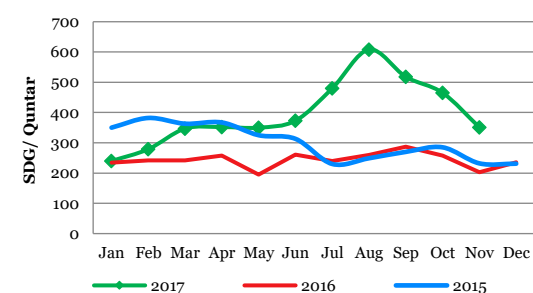
**Sorghum Prices in ElGenina**



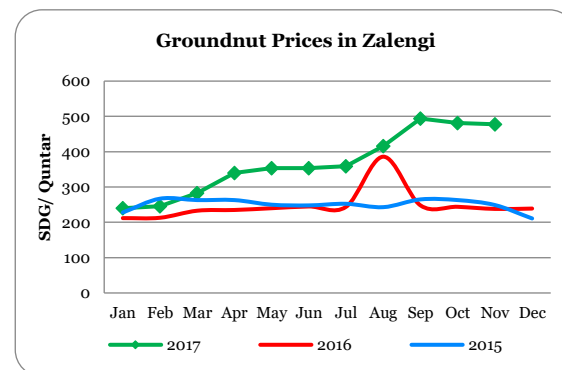
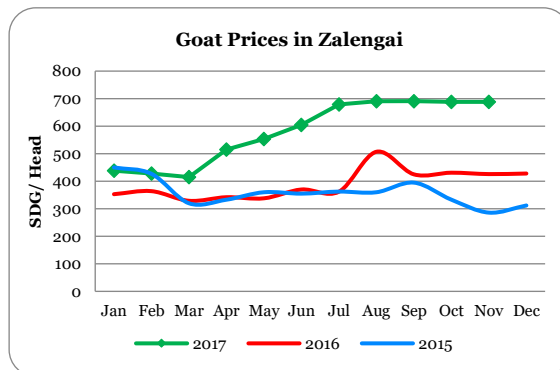
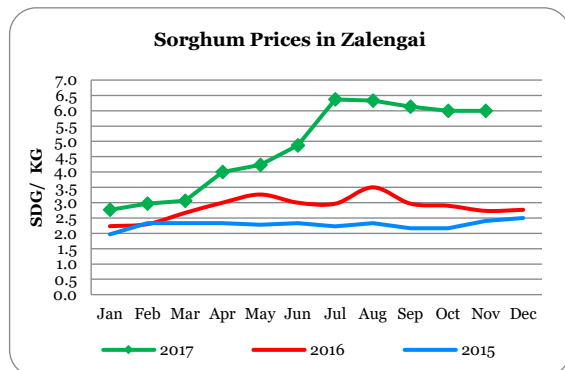
**Goat Prices in ElGenina**



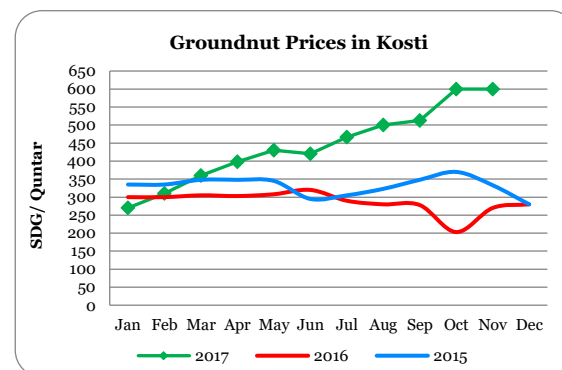
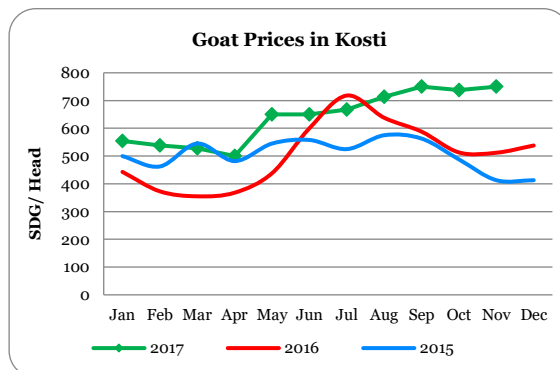
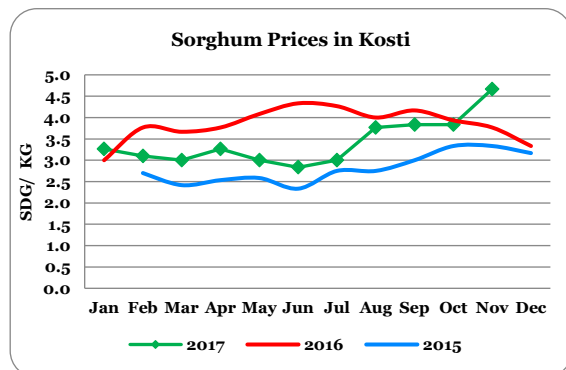
**Groundnut Prices in ElGenina**



## Central Darfur



## White Nile



## National Average

