

## WFP MONTHLY MARKET UPDATE

SUDAN, DECEMBER 2017

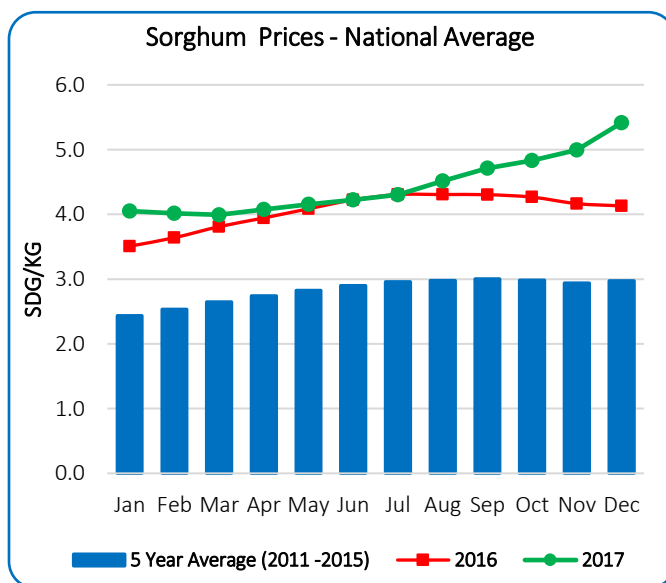
### Highlights

- The national average price of sorghum increased sharply by 8.0 percent compared to the previous month, and expected to increase sharply during January 2018 after the declaration of new government economic policies.
- The retail prices of sorghum sharply increased (10+ percent) in 6 out of 12 states, which attributed to a significant decline in sorghum production during the last summer season.
- The national average price of goat increased slightly during December compared to the previous month due to poor pasture conditions in many areas last season and the high cost of supplementary feedings; the highest increase was witnessed in Blue Nile.
- The national average price of groundnut decreased by 3.5 percent compared to the previous month due to the good supply from the last summer season.

### Summary

The national average price of sorghum continued its increasing trend, it sharply increased by 8.0 percent compared to November 2017. The current national retail price of sorghum increased by 31 percent compared to the same period of the previous year (December 2016). This attributed to a reduction in the total area cultivated and low productivity during the current season. Delay of rainfall, drought and long dry spells in many areas contributed to the significant decrease in sorghum productivity.

The national average price of sorghum was 82 percent higher than the five-year average of December, this is due to inflationary increase in the cost of production and low production this season.



The national average price of goat increased by 3 percent compared to the previous month (November), this attributed to the low rainfall in the main pasture areas and increases in the prices of supplementary feeding. The national average goat price increased by 52 percent compared to the same month of the previous year.

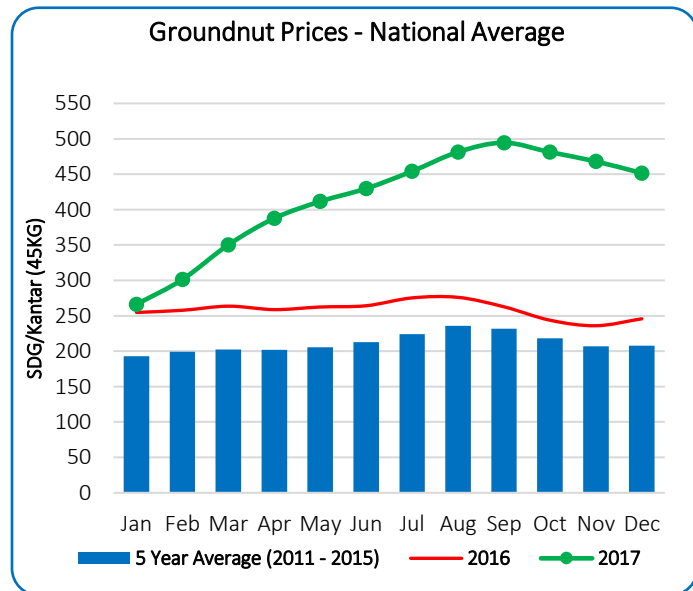
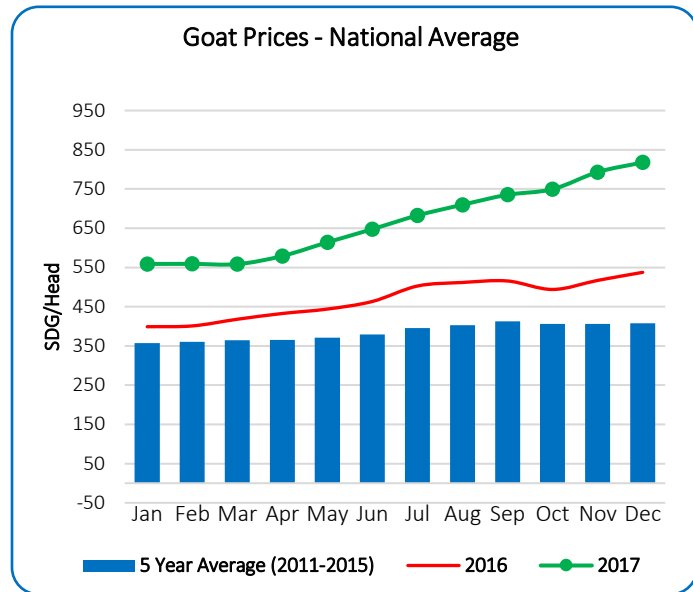
The national average price of goat higher by 100 percent than the five-year average of the same month (December). This high variation in the national average price of goat is mainly attributed to the inflationary increase in the cost of production, such as medicines and supplementary feeding.

The national average price of groundnut decreased by 3.5 percent compared to the previous month. This decrease is due to continuous supply from the current season harvest (October-December). Groundnut prices expected increase during the first quarter of 2018.

The national average price of groundnut higher by 84.0 percent compared to the same period of the previous year (December 2016), this is due to the high demand from local and international markets in addition to the inflationary increase in the costs of production.

The national average price of groundnut higher by 117.0 percent compared to the five-year average of the same month.

Additional price data for the three commodities for 2015, 2016 and 2017 by the state found in annex 1 (page 7).

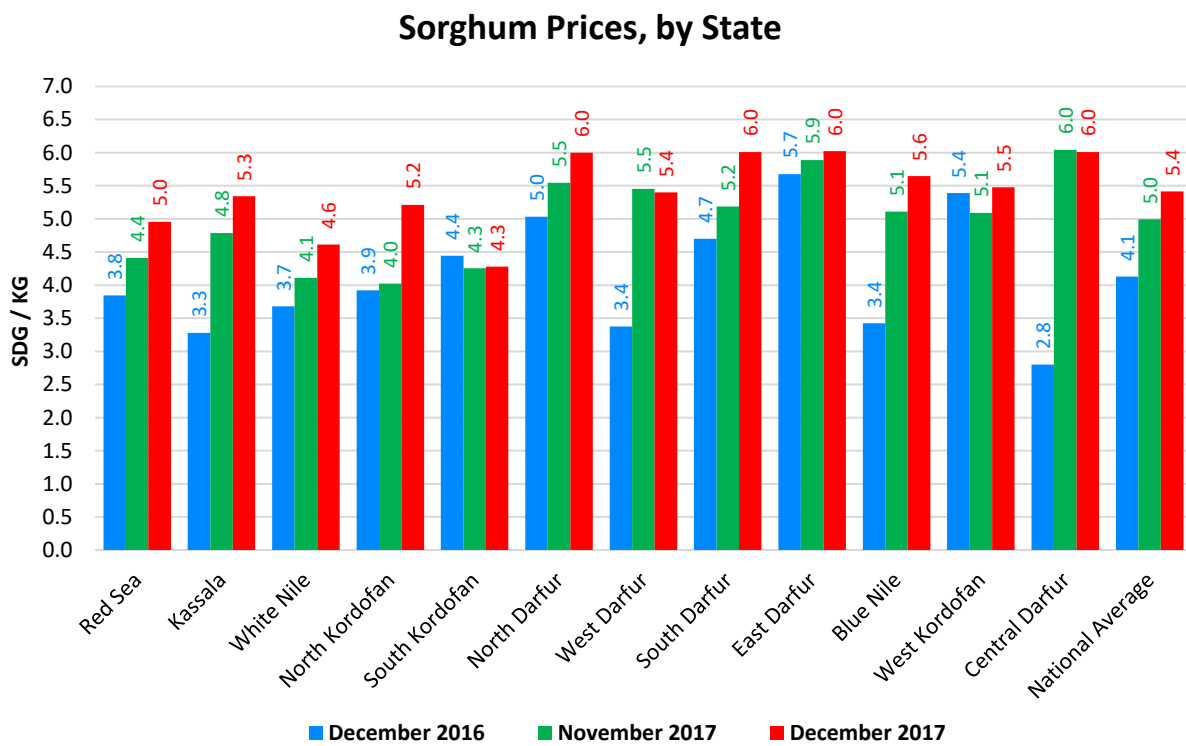


## Sorghum

Sorghum retail prices increased in 10 out of 12 states during December compared to the previous month, while it slightly decreased by 1.0 percent in 2 states, Central and West Darfur states. It sharply increased in North Kordofan (29.6 percent), South Darfur (15.9 percent), Red Sea (12.3 percent), White Nile (12.2 percent); Kassala (11.6 percent), Blue Nile (10.4 percent), North Darfur (8.2 percent) and West Kordofan (7.6 percent). It slightly increased in East Darfur (2.3 percent) and South Kordofan (0.5 percent). This significant increase in sorghum prices in most states attributed to the low production, as the result of very poor rainfall and frequent dry spells in many areas. In addition to shift of many farmers to cultivation of cash crops in the main rain-fed production areas (Gadarif, Sinnar and Blue Nile) and all irrigated schemes.

The sorghum prices increased in all states compared to the same period of the previous year (December 2016), except in South Kordofan where it decreased by 4 percent. It sharply increased in nine states by 20 to 115 percent; Central Darfur (115 percent), Blue Nile (65 percent), Kassala (63 percent), West Darfur (60 percent), North Kordofan (33 percent), Red Sea (29 percent), South Darfur (28 percent), White Nile (25 percent) and North Darfur (20 percent). It slightly increased in East Darfur (6.0 percent) and West Kordofan (2.0 percent).

The sorghum prices were higher by 35 to 153 percent in all states compared to the 5-year average of the same month (December).

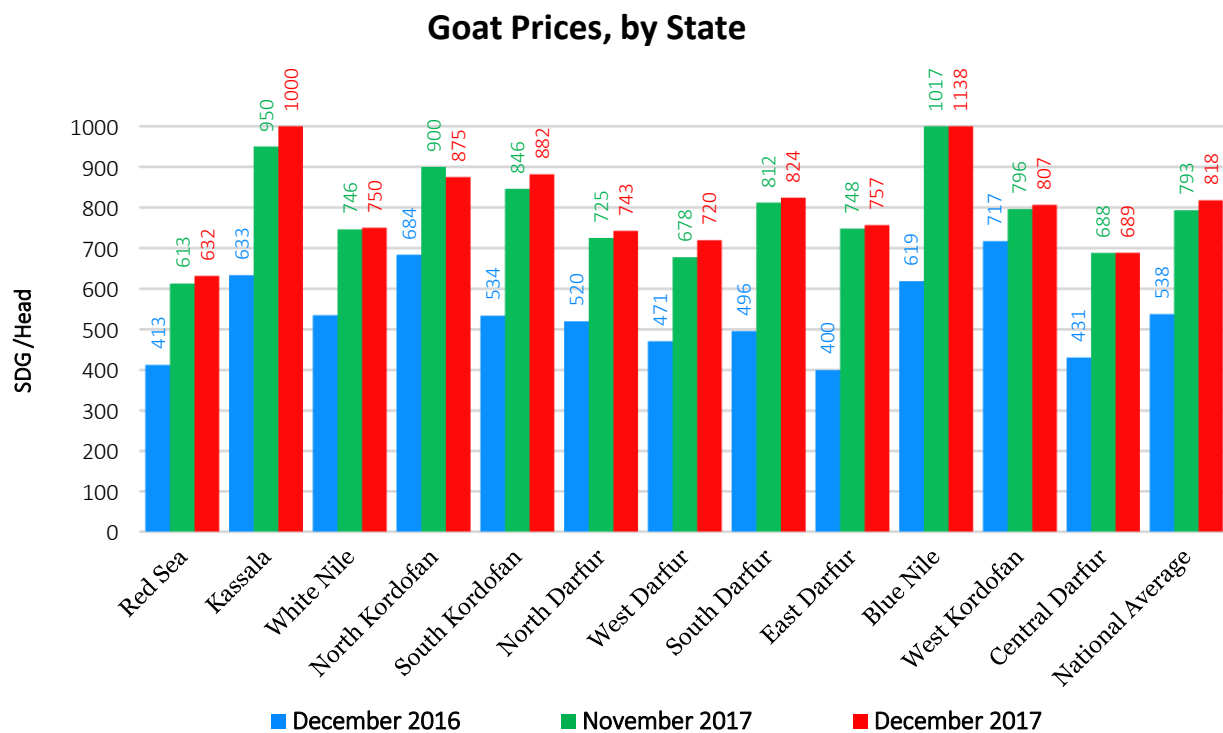


## Goat

The prices of goat slightly increased (by 1 to 6 percent) in all states compared to the previous month (November), except in Blue Nile increased by 12 percent and North Kordofan decreased by 3 percent. It remained unchanged in Central Darfur, South Darfur and White Nile. The slight variations in the goat prices in most states attributed to the poor pasture conditions that result from erratic and poor rainfall last season in many areas all around Sudan.

The prices of goat increased by 13.0 to 89 percent in all states compared to the same month of the previous year (December 2016), while it was higher by 57 to 135 percent in all states compared to the 5-year average of the same month (December).

The high increase in the goat prices compared to previous years attributed to inflationary increase in the cost of production.



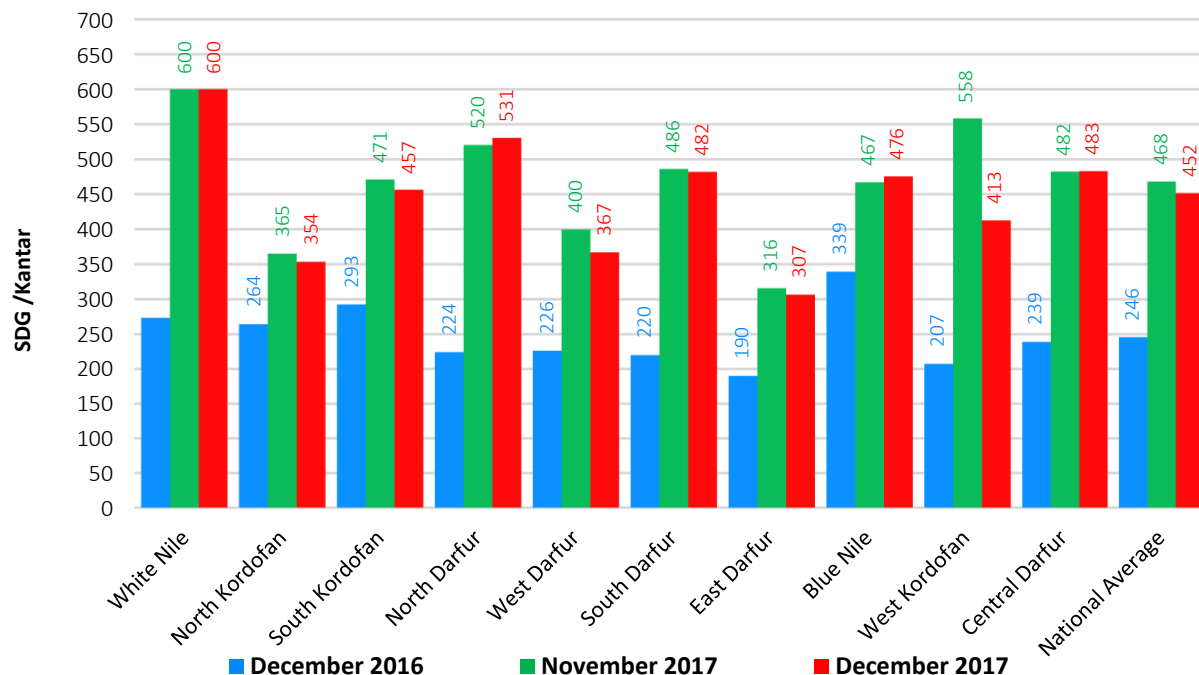
## Groundnut

The groundnut prices decreased in 6 out of 11 states compared to the previous month (November), it sharply decreased in West Kordofan (26 percent), significantly in West Darfur (8.2 percent) and slightly in North Kordofan (3.2 percent), South Kordofan (3.1 percent), East Darfur (3.0 percent) and South Darfur (1.0 percent). Groundnut price slightly increased (by 1 to 3 percent) in Kassala, North Darfur and Blue Nile, while it remained unchanged in White Nile and Central Darfur. The slight variations in the groundnut prices, in most states, are attributed to an ongoing supply of groundnut as the result of delay in harvesting due to shortage of labor. The prices of groundnut expected to increase sharply from February 2018 onward.

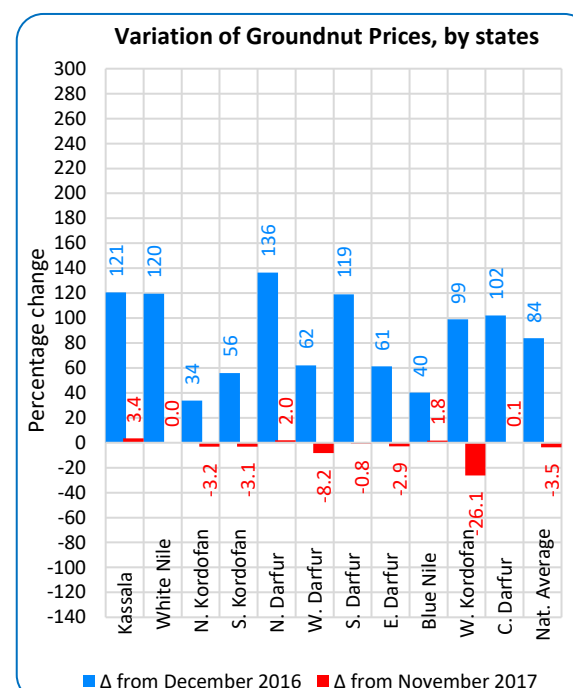
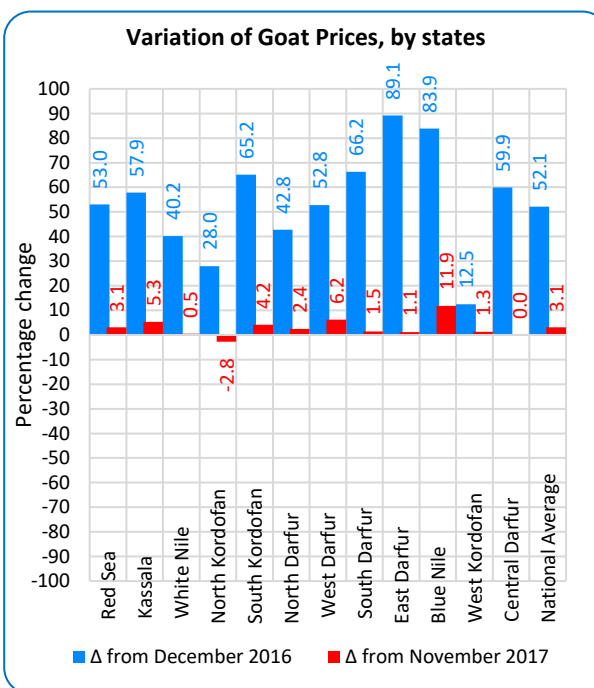
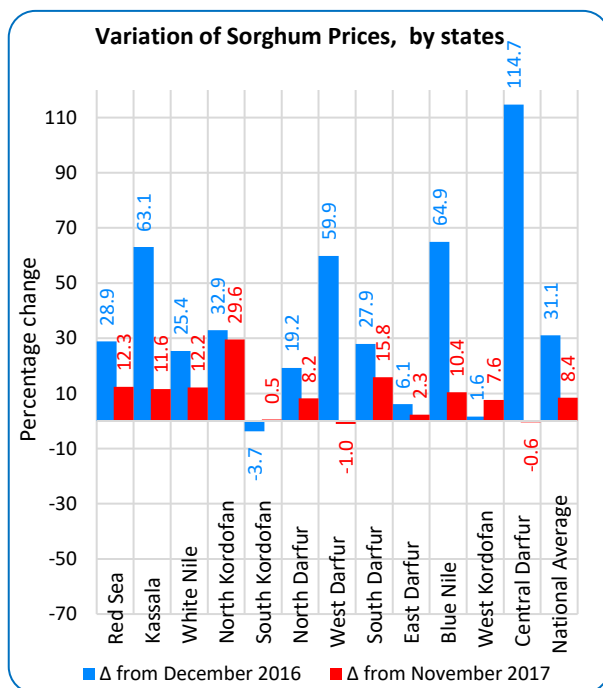
The groundnut prices increased by 34 to 137 percent in all states compared to the same month of the previous year (December 2016). The groundnut prices remained extremely higher (by 60 to 167 percent) in all states, compared to the five-year average of December.

The high variations in the groundnut prices in 2017 compared to the previous years are mainly attributed to the high demand of groundnut from internal and international markets during 2017, in addition to the inflationary increase in the costs of production.

**Groundnut Prices, by State**



## THE PERCENTAGE CHANGE OF SORGHUM, GOAT AND GROUNDNUT PRICES COMPARED TO THE NOVEMBER 2017 AND DECEMBER 2016



### Ranking the States According to the level of Variations in the Prices of Commodities

December 2017 Compared to November 2017			
Ranking	Sorghum	Goat	Groundnut
First	North Kordofan (+)	Blue Nile (+)	West Kordofan (-)
Second	South Darfur (+)	West Darfur (+)	West Darfur (-)
Third	Red Sea (+)	Kassala (+)	North Kordofan(-)
Fourth	White Nile (+)	South Kordofan (+)	South Kordofan (-)
Fifth	Kassala (+)	Red Sea (+)	East Darfur (-)

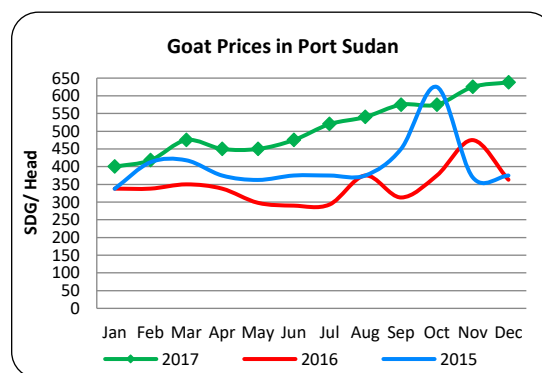
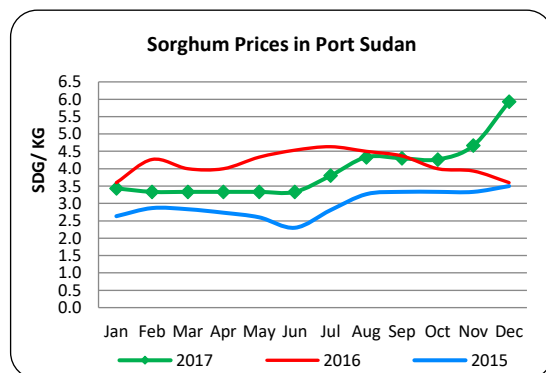
December 2017 compared to December 2016			
Ranking	Sorghum	Goat	Groundnut
First	Central Darfur (+)	East Darfur (+)	North Darfur (+)
Second	Blue Nile (+)	Blue Nile (+)	Kassala (+)
Third	Kassala (+)	South Kordofan (+)	White Nile (+)
Fourth	West Darfur (+)	Central Darfur (+)	South Darfur (+)
Fifth	North Kordofan (+)	Kassala (+)	Central Darfur (+)

Key: Increase in price = (+), Decrease in price = (-), Steady price = (o)

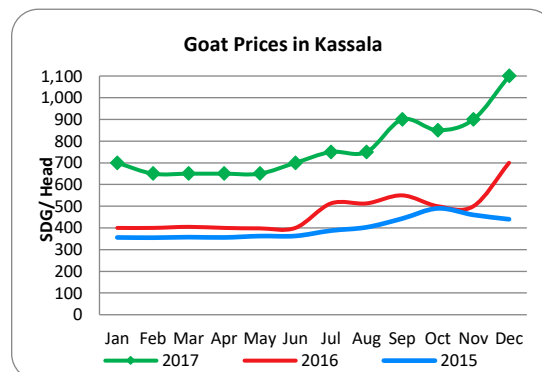
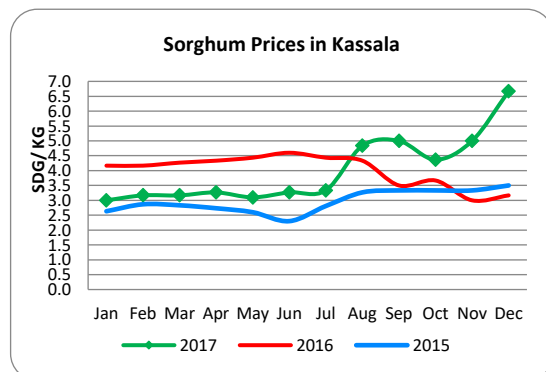
**Note:** Compared to the previous month (November 2017), the sorghum prices significantly increased in 6 out of 12 states, it sharply increased in North Kordofan, South Darfur, Red Sea, White Nile, Kassala and Blue Nile. The goat prices increased in all states except North Kordofan. The groundnut prices decreased in 6 out of 11 states, it sharply decreased in West Kordofan.

## Annex 1: The Sorghum, Goat and Groundnut prices for 2015, 2016 and 2017 by States:

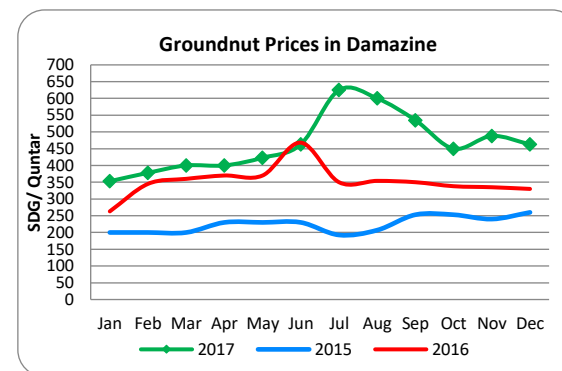
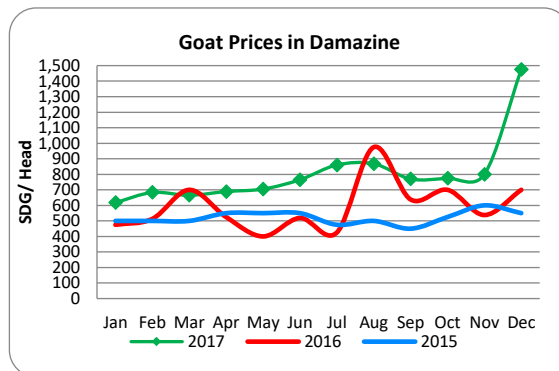
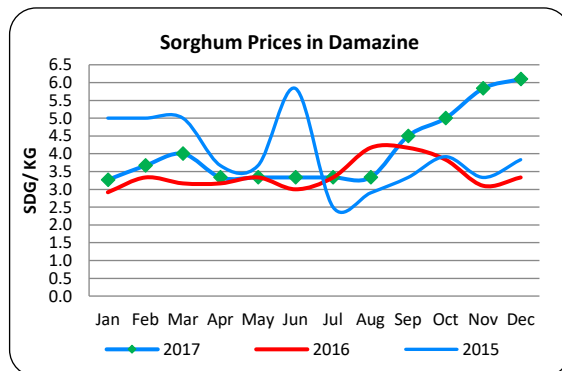
### Red Sea



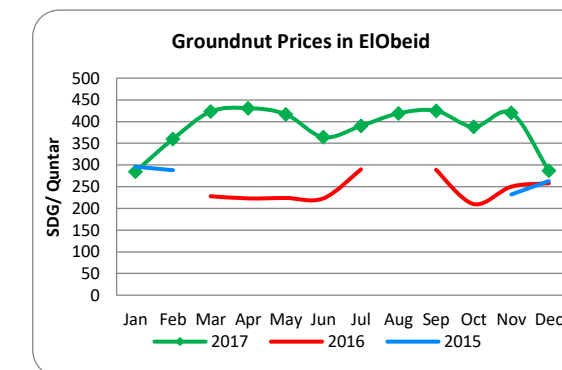
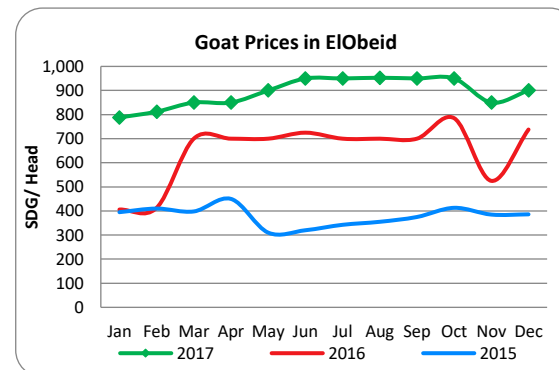
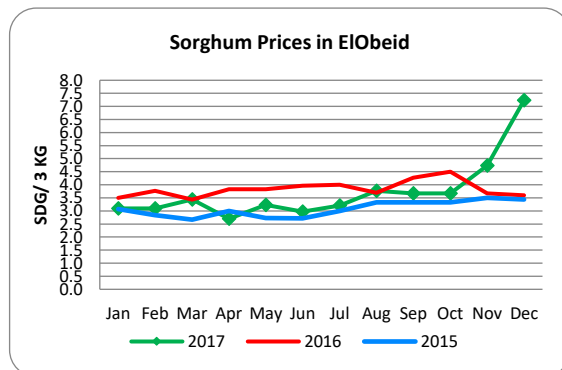
### Kassala



### Blue Nile

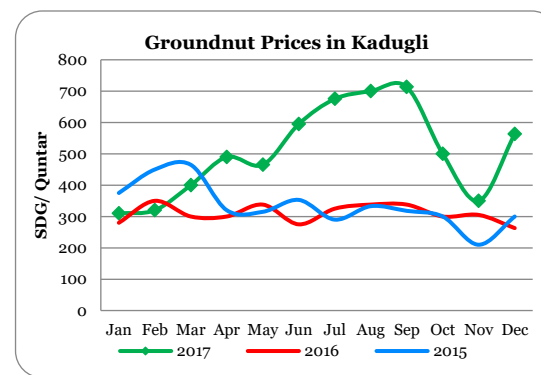
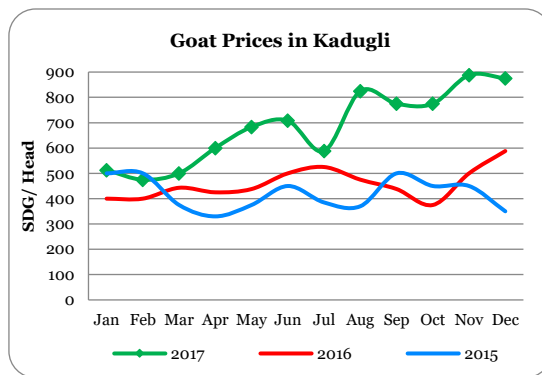
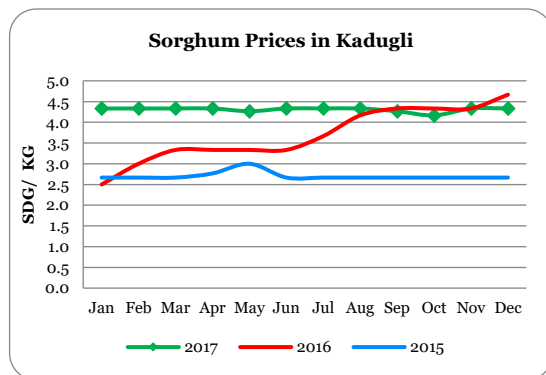


## North Kordofan

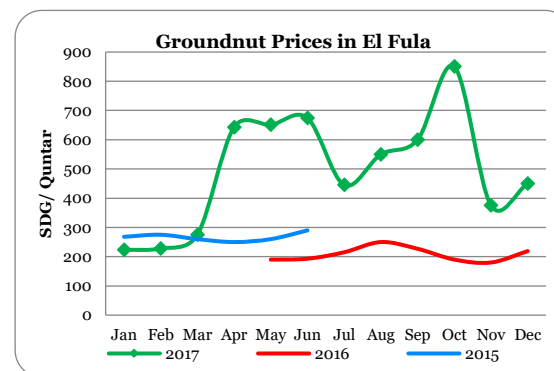
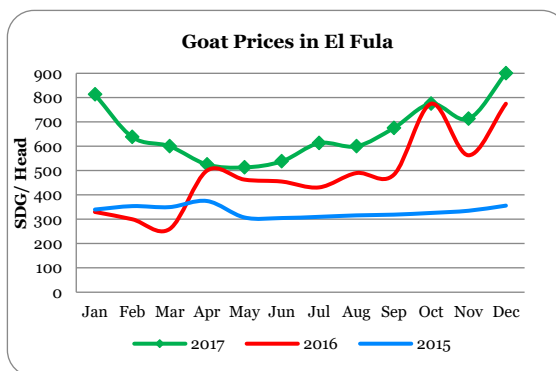
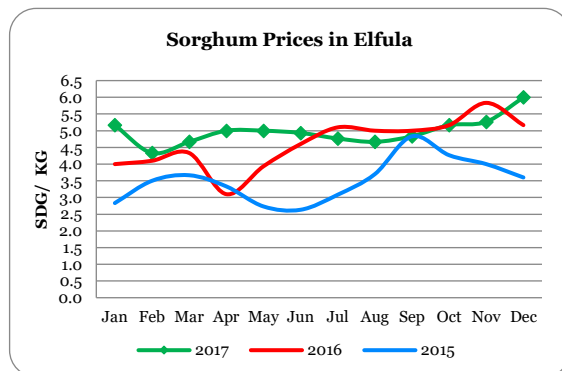




## South Kordofan

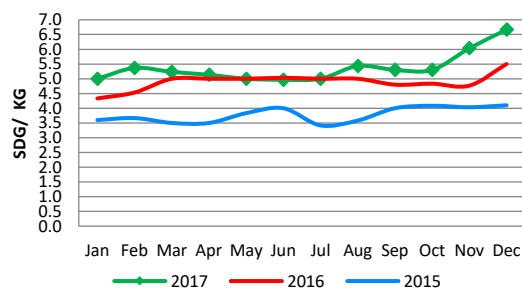


## West Kordofan

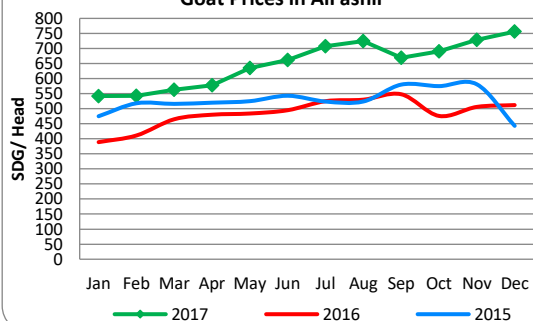


## North Darfur

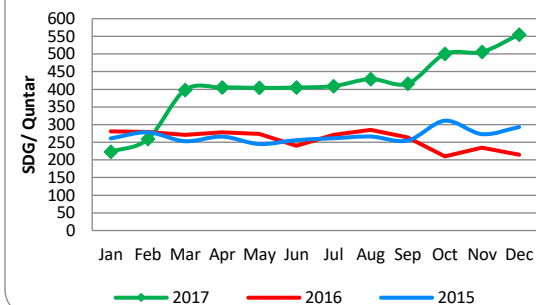
Sorghum Prices in AlFashir



Goat Prices in AlFashir

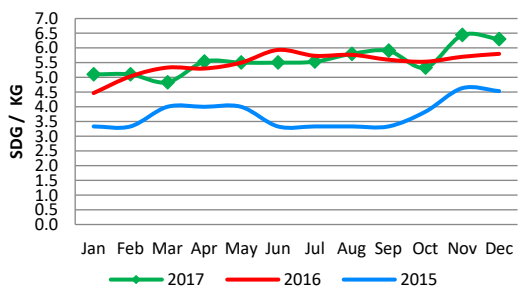


Groundnut Prices in AlFashir

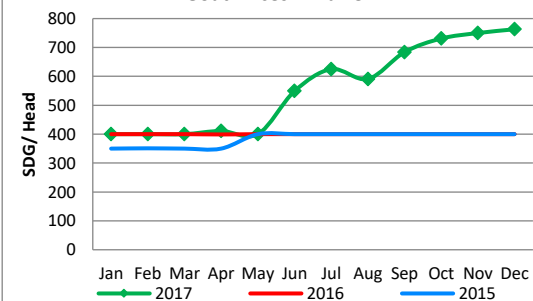


## East Darfur

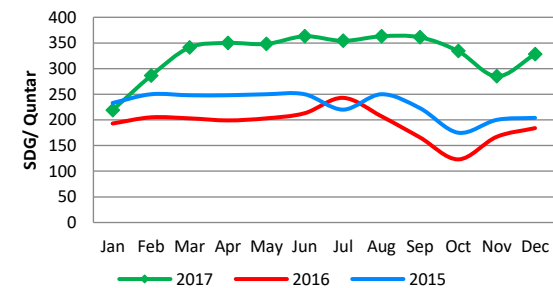
Sorghum Prices in EdDein



Goat Prices in EdDein

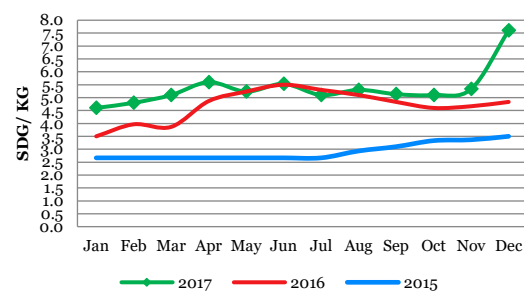


Groundnut Prices in EdDein

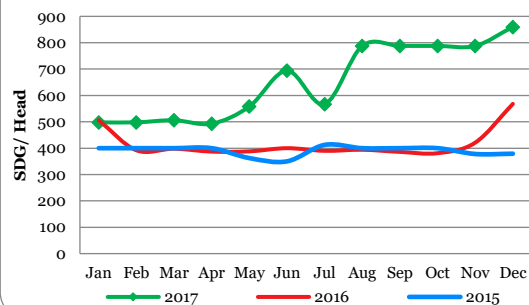


## South Darfur

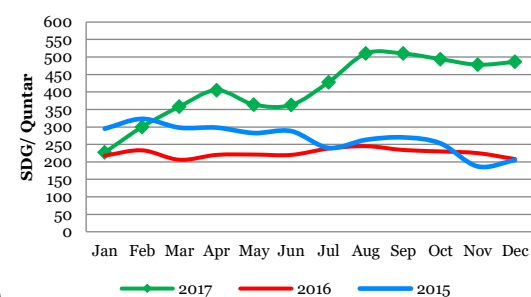
**Sorghum Prices in Nyala**



**Goat Prices in Nyala**

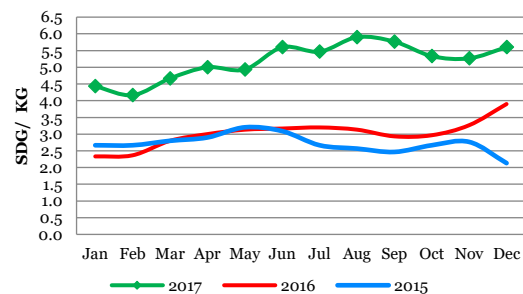


**Groundnut Prices in Nyala**

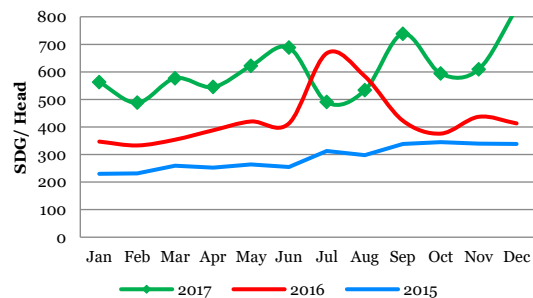


## West Darfur

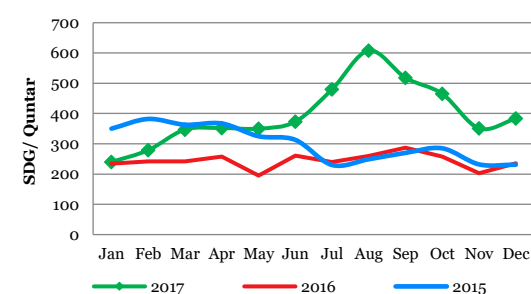
**Sorghum Prices in ElGenina**



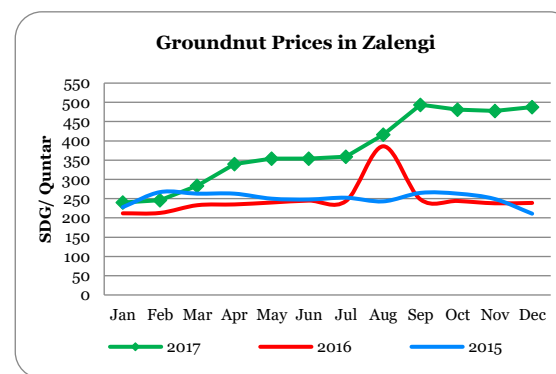
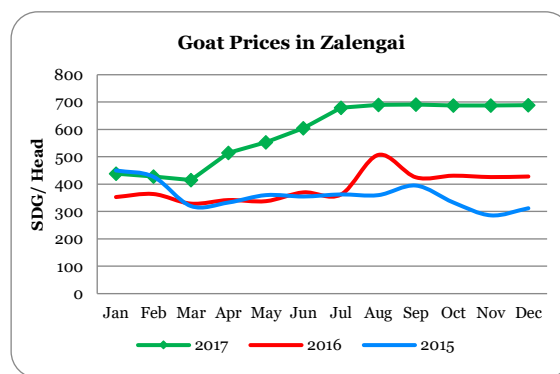
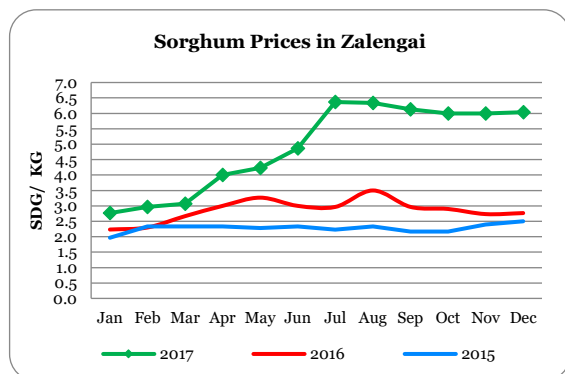
**Goat Prices in ElGenina**



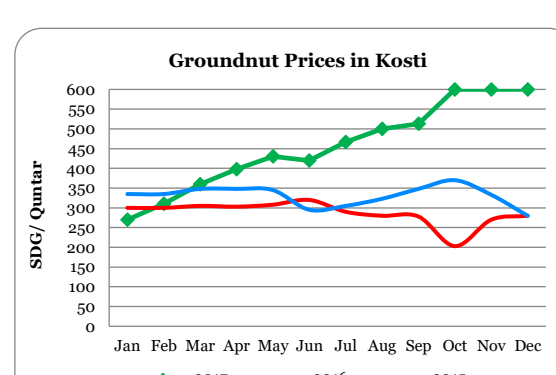
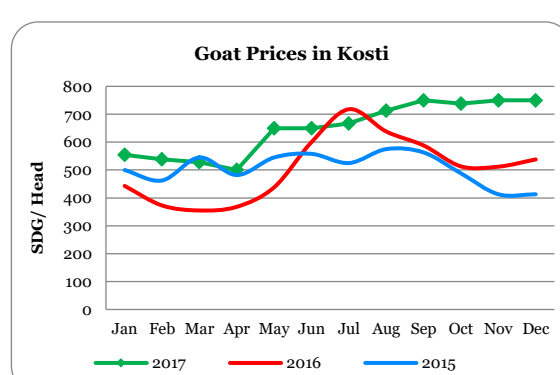
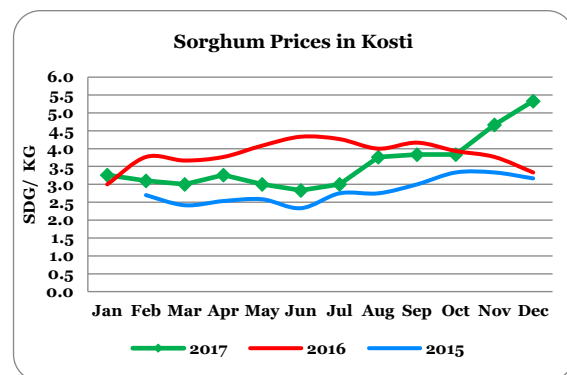
**Groundnut Prices in ElGenina**



## Central Darfur



## White Nile



## National Average

