



WFP MONTHLY MARKET UPDATE

SUDAN, JANUARY 2018

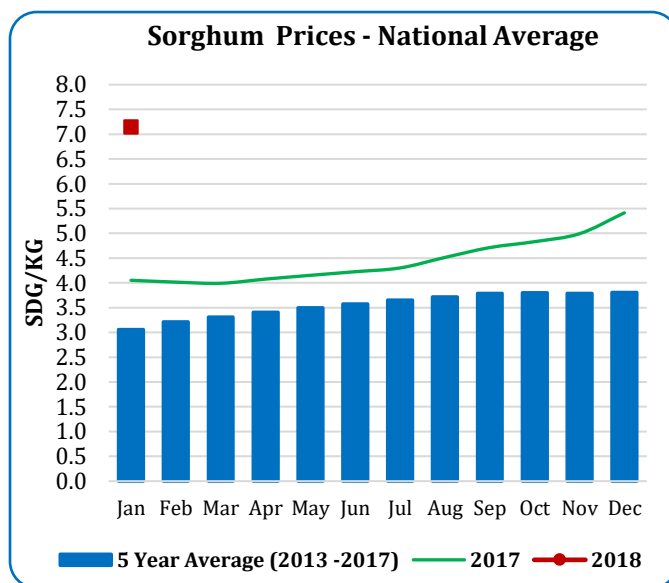
Highlights

- The national average price of sorghum increased sharply by 32.0 percent compared to the previous month (December 2017), and expected to increase during the coming months after the Government lifted wheat subsidy and devaluation of Sudanese currency.
- The retail prices of sorghum sharply increased (30+ percent) in 9 out of 12 states, South Darfur showed the highest increase (49 percent).
- The national average price of goat increased by 15.8 percent in January 2018 compared to the previous month due to the poor pasture condition and high cost of supplementary feedings; the highest increase was observed in Kassala (45 percent).
- The national average price of groundnut increased by 19.7 percent compared to the previous month due to the diminishing supply from the last season production.

Summary

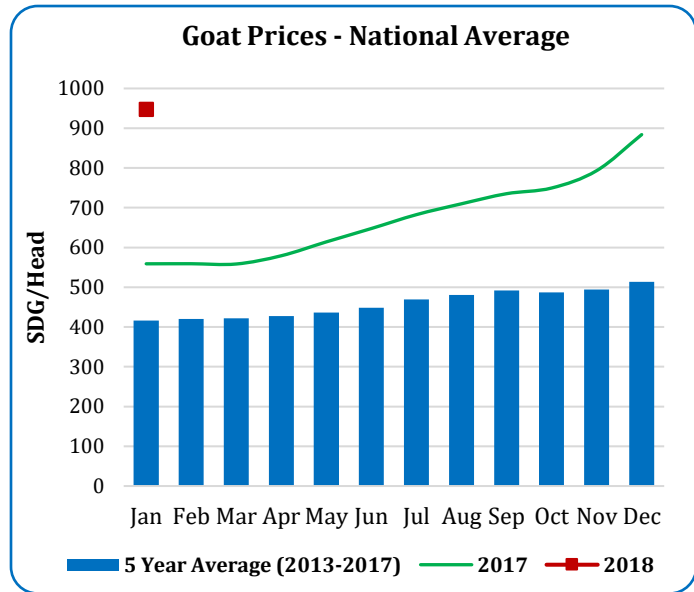
The national average price of sorghum sharply increased by 32% compared to December 2017. The current national retail price of sorghum increased by 76 percent compared to the same period of the previous year (January 2017). This attributed to a reduction in the total harvestable area in the current season (2017/18) in addition to new government policies that lifted wheat subsidy and devaluation of Sudanese currency. Discouraging sorghum prices during the previous season in addition to the delay of rainfall and long dry spells in many areas contributed to significant decrease in sorghum production.

The national average price of sorghum was 133 percent higher than the five-year average of January.



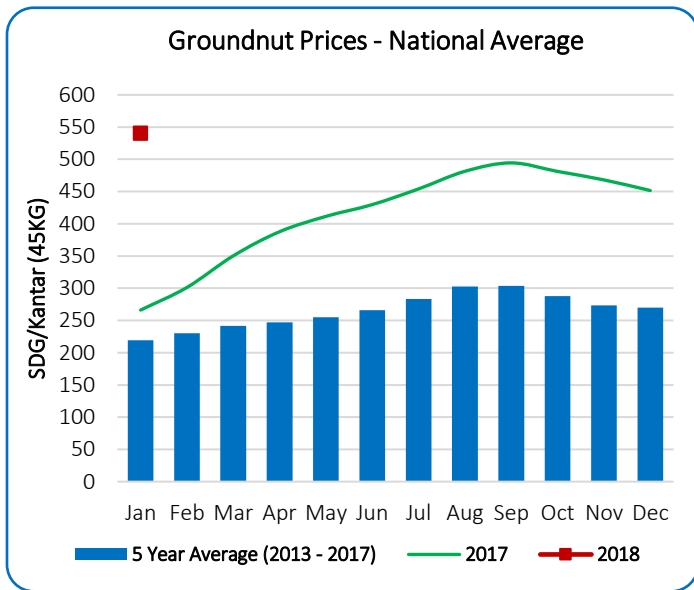
The national average price of goat increased by 15.8 percent compared to the previous month (December 2017), this attributed to the high cost of production, and poor pasture condition. The national average price of goat increased by 69.5 percent compared to the same month of the previous year.

The national average price of goat higher by 127.5 percent than the five-year average of the same month (January). This high variation in the national average price of goat is mainly attributed to the inflationary increase in the cost of production, such as medicines and supplementary feeding.



The national average price of groundnut increased by 19.7 percent compared to the previous month. The increase in the groundnut prices is mainly attributed to the high demand from the international market. Groundnut prices expected to increase further during the coming months due to new government policies (currency devaluation, which increase the demand for the export market).

The national average price of groundnut higher by 103 percent compared to the same period of the previous year (January 2017), this is due to high demand from local and international markets in addition to inflationary increase in the costs of production.



The national average price of groundnut higher by 146.0 percent compared to the five-year average of the same month.

Additional price data for the three commodities for 2016, 2017 and 2018 by the state found in annex 1 (page 7).

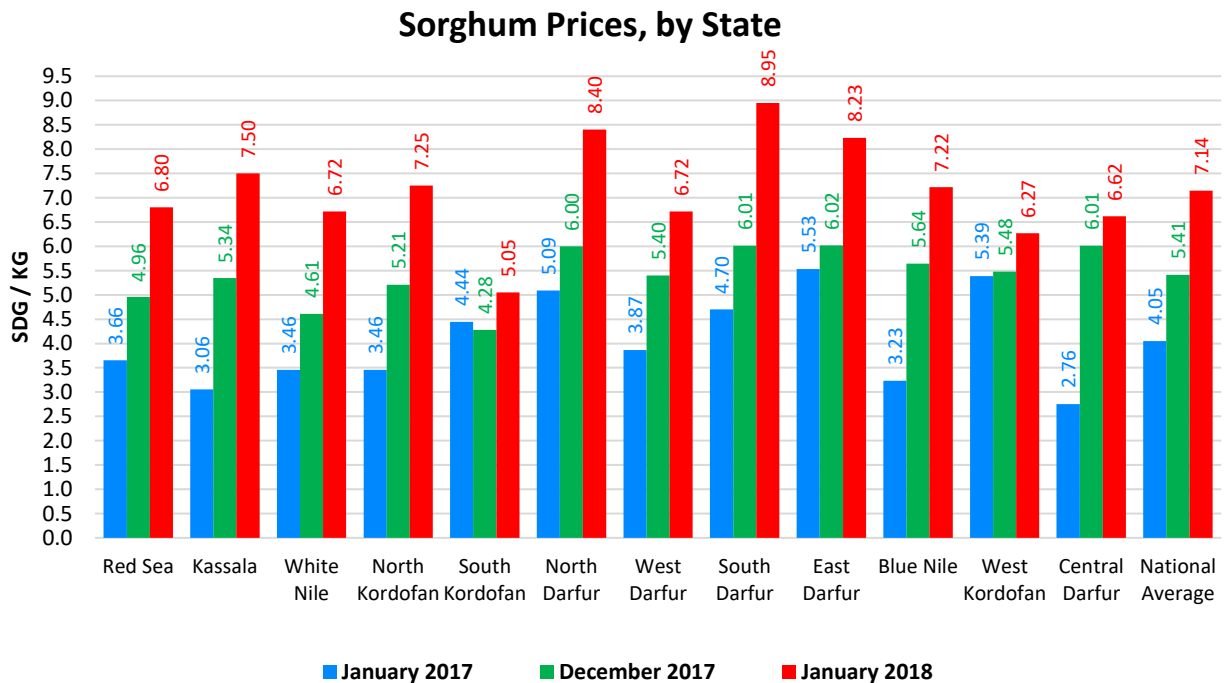
Sorghum

Sorghum retail prices increased sharply in all states during January 2018 compared to the previous month. It sharply increased in South Darfur (48.9 percent), White Nile (45.7 percent), Kassala (40.3 percent), North Darfur (40.0 Percent), North Kordofan (39.1 percent), Red Sea (37.2 percent), East Darfur (36.7 percent), Blue Nile (27.9 percent), West Darfur (24.4 percent) and significantly increased in South Kordofan (18.0 percent), West Kordofan (14.4 percent) and Central Darfur (10.1 percent).

This substantial increase in sorghum prices in all states is mainly attributed to the new government policies devaluation of Sudanese currency and the lifting of subsidies from wheat coincided with the low production in the current season (2017/18) due to shifting of many farmers to produce cash crops, poor rainfall and frequent dry spells in many areas.

The sorghum prices increased in all states compared to the same period of the previous year (January 2017). It sharply increased in Kassala (145 percent), Central Darfur (140 percent), Blue Nile (123 percent), North Kordofan (110 percent), White Nile (94 percent), South Darfur (90 percent), Red Sea (86 percent), West Darfur (74 percent), North Darfur (65 percent), East Darfur (49 percent), and significantly in West Kordofan (16 percent) and South Kordofan (14 percent).

The sorghum prices were higher by 55 to 180 percent in all states compared to the 5-year average of the same month (January).



Goat

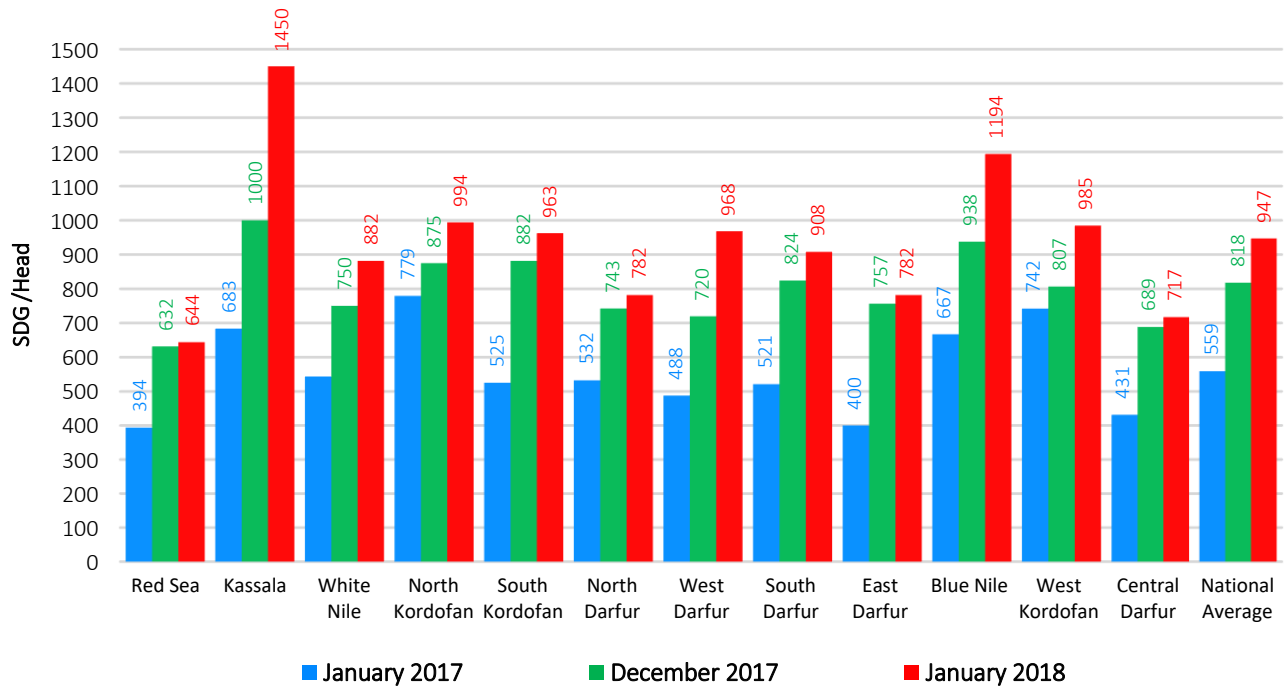
The prices of goat increased in all states (by 2.0 to 45 percent) compared to the previous month (December 2017). It significantly increased in Kassala (45 percent), Blue Nile (27 percent), West Darfur (35 percent), West Kordofan (22 percent), White Nile (17 percent), North Kordofan (14 percent), South Darfur (10 percent), South Kordofan (9 percent) and slightly increased in North Darfur (5 percent), Central Darfur (4 percent), East Darfur (3 percent) and Red Sea (2 percent).

The increase in the goat prices in most states attributed to the sharp increase in the prices of supplementary feeding and veterinary services.

The prices of goat increased by 27 to 112 percent in all states compared to the same month of the previous year (January 2017), while it was higher by 77 to 232 percent in all states compared to the 5-year average of the same month (January).

The high goat prices compared to the previous years attributed to inflationary increase in the cost of production.

Goat Prices, by State



Groundnut

The groundnut prices increased in by 1.0 to 38 percent compared to the previous month (December 2017). It sharply increased in South Kordofan (38 percent), East Darfur (31 percent), North Kordofan (26 percent), White Nile (25 percent), West Darfur (22 percent), North Darfur (21 percent), Kassala (20 percent), West Kordofan (18 percent) while it slightly increased in Central Darfur (7 percent), South Darfur (6 percent) and Blue Nile (1 percent).

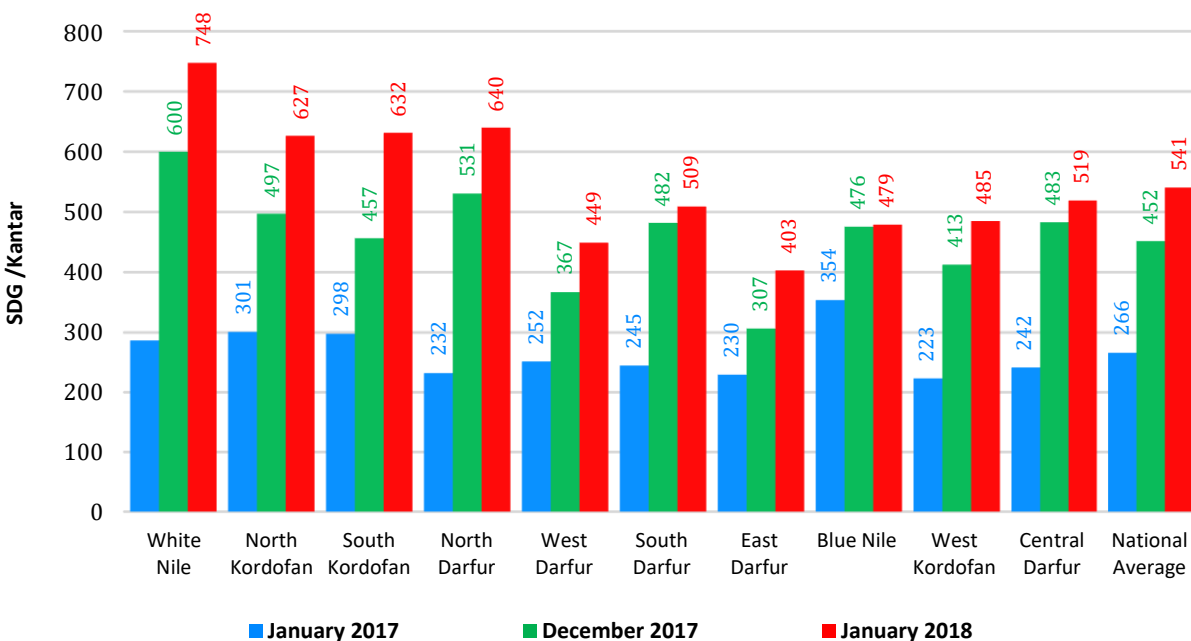
The significant increase of groundnut prices in most states attributed to higher demand from local and international markets coincided with a diminishing supply from the last season production (i.e. end of harvesting season). The prices of groundnut expected to increase sharply from February 2018 onward and it will put more pressure on the prices of oil (it will shoot up the prices of oil).

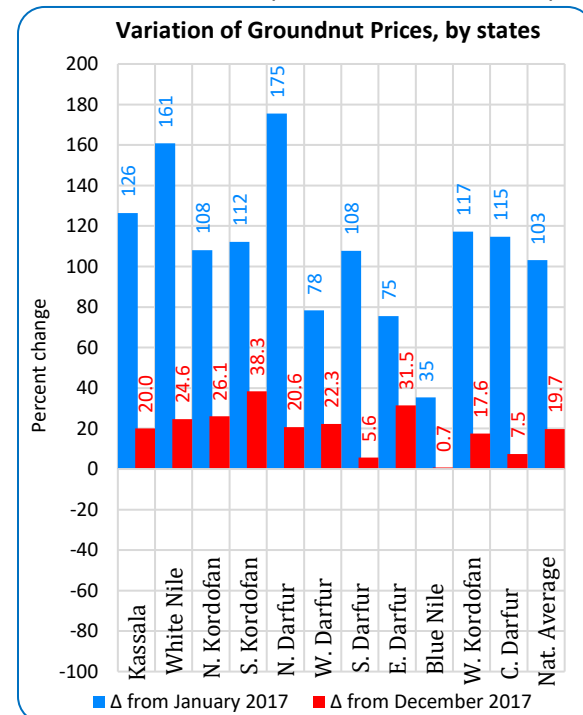
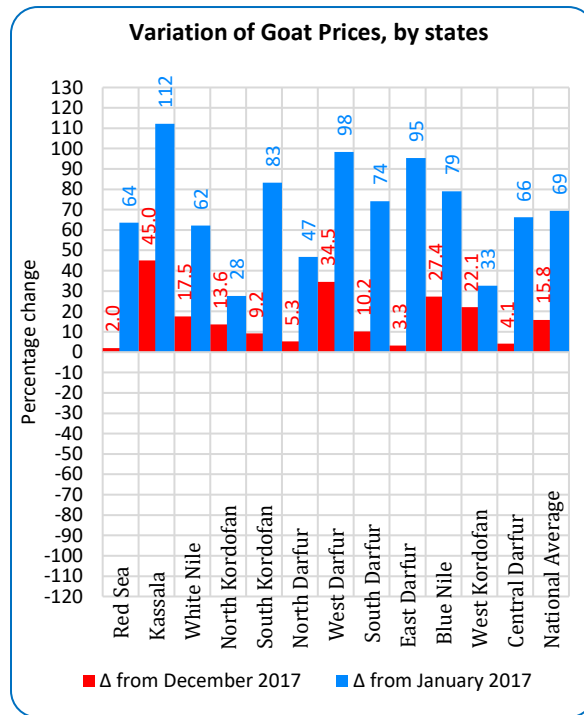
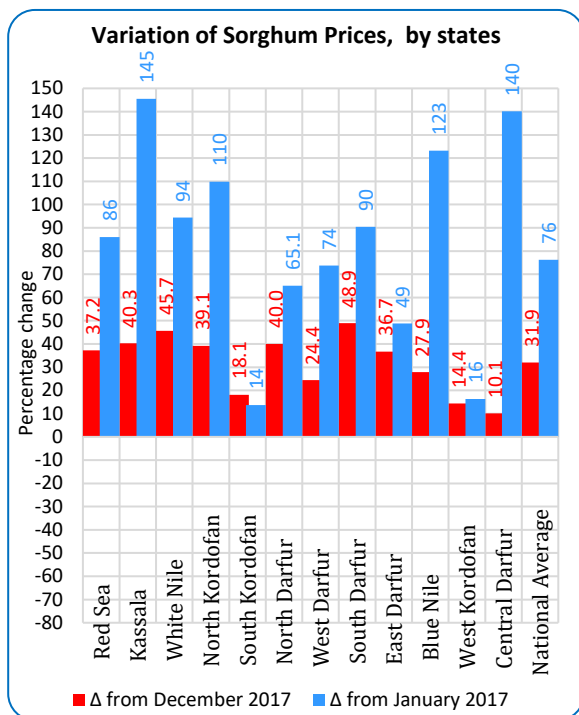
The groundnut prices higher by 35 to 176 percent in all states compared to the same month of the previous year (January 2017).

The groundnut prices remained extremely higher by 94 to 164 percent in all states, compared to the five-year average of January 2017.

The high variation in the groundnut prices in January 2018 compared to the previous years, mainly attributed to the high demand for internal and international markets during 2017 and the inflationary increase in the costs of production.

Groundnut Prices, by State



THE PERCENTAGE CHANGE OF SORGHUM, GOAT AND GROUNDNUT PRICES COMPARED TO THE DECEMBER 2017 AND JANUARY 2017

Ranking the States According to the level of Variations in the Price of Commodities

January 2018 Compared to December 2017			
Ranking	Sorghum	Goat	Groundnut
First	South Darfur (+)	Kassala (+)	South Kordofan (+)
Second	White Nile (+)	West Darfur (+)	East Darfur (+)
Third	Kassala (+)	Blue Nile (+)	North Kordofan (+)
Fourth	North Darfur (+)	West Kordofan (+)	White Nile (+)
Fifth	Red Sea (+)	White Nile (+)	West Darfur (+)

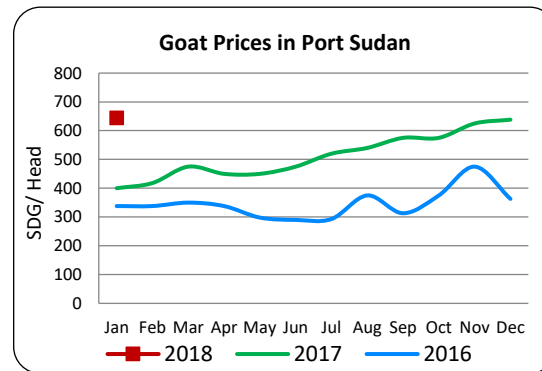
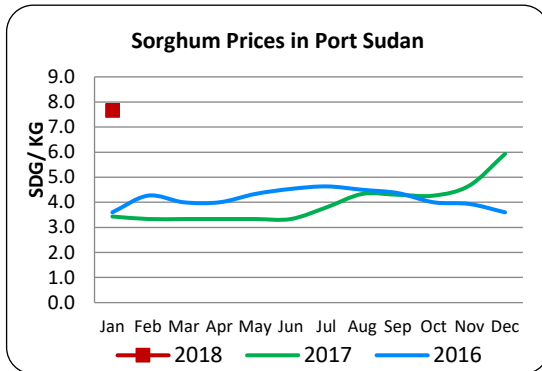
January 2018 compared to January 2017			
Ranking	Sorghum	Goat	Groundnut
First	Kassala (+)	Kassala (+)	North Darfur (+)
Second	Central Darfur (+)	West Darfur (+)	White Nile (+)
Third	Blue Nile (+)	East Darfur (+)	Kassala (+)
Fourth	North Kordofan (+)	South Kordofan (+)	West Kordofan (+)
Fifth	White Nile (+)	Blue Nile (+)	Central Darfur (+)

Key: Increase in price = (+), Decrease in price = (-), Steady price = (0)

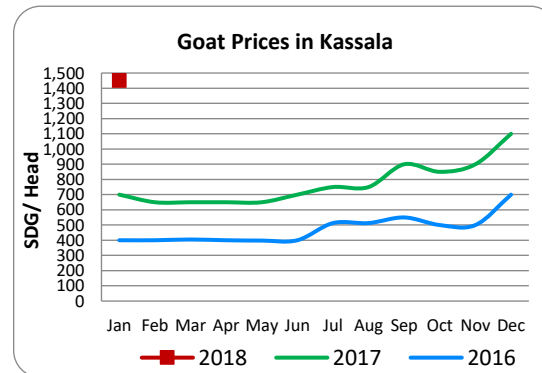
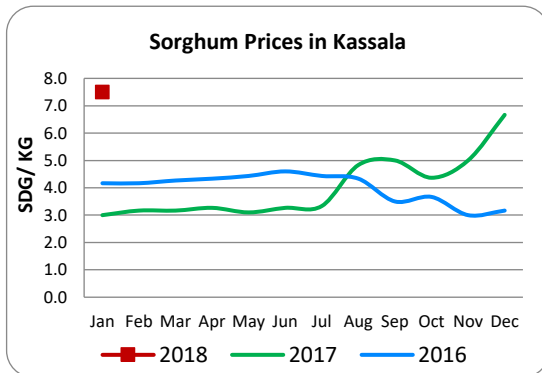
Note: Compared to the previous month (December 2017), the sorghum prices significantly increased in all states, it sharply increased in South Darfur, White Nile, Kassala, North Darfur, North Kordofan, Red Sea, East Darfur, Blue Nile, West Darfur, and South Kordofan. Goat and groundnut prices significantly increased in most states.

Annex 1: The Sorghum, Goat and Groundnut prices for 2016, 2017 and 2018 by States:

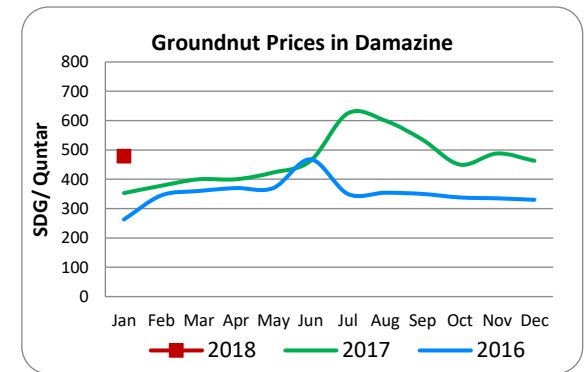
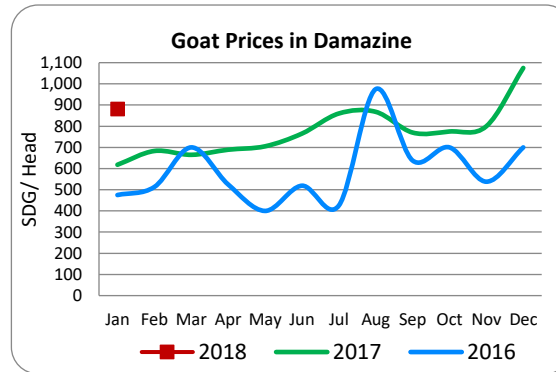
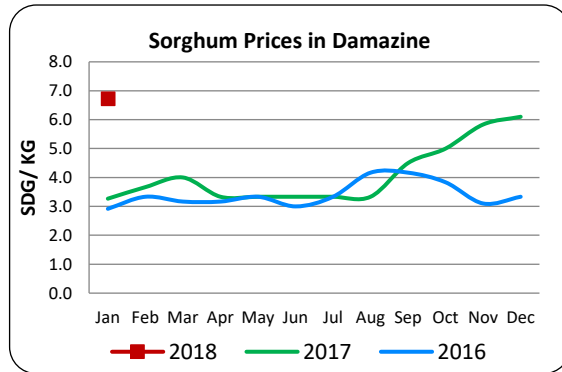
Red Sea



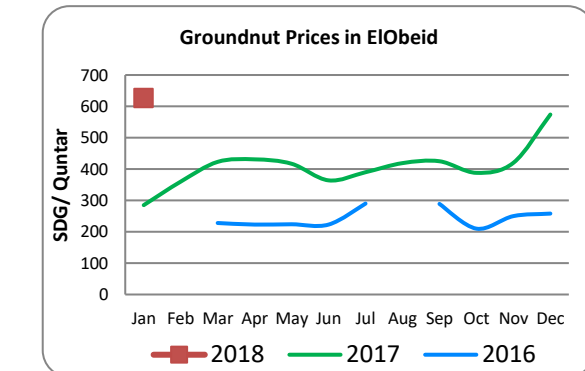
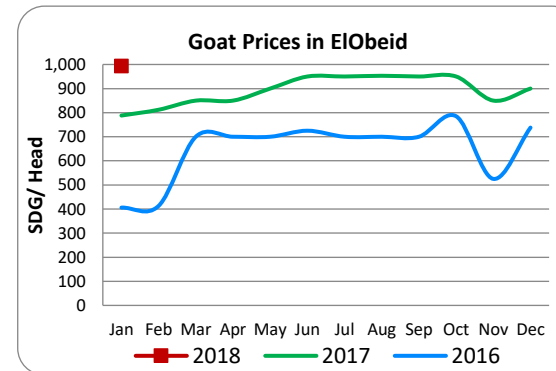
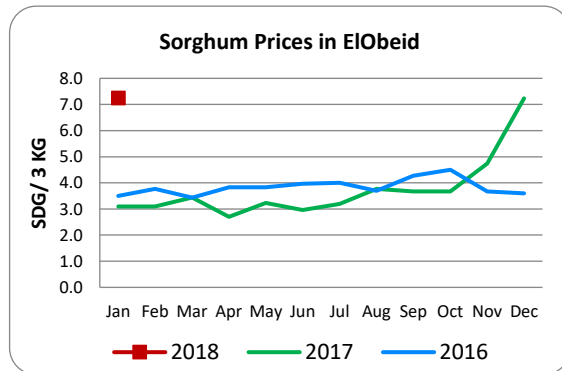
Kassala



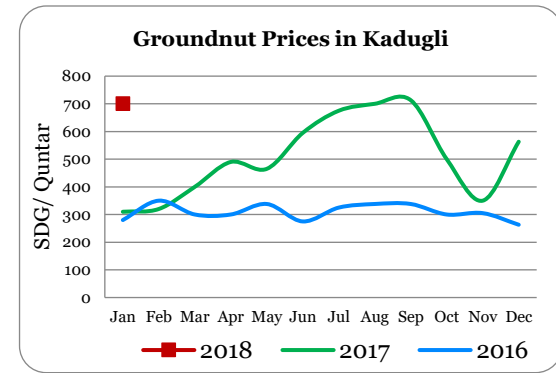
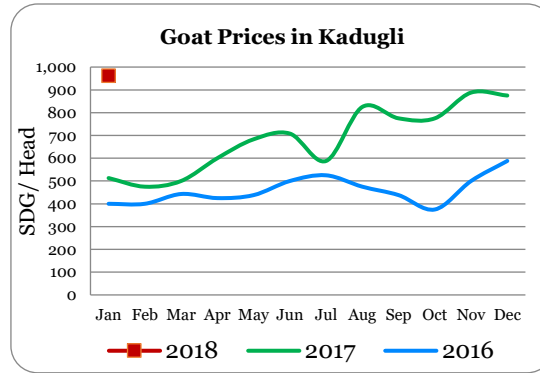
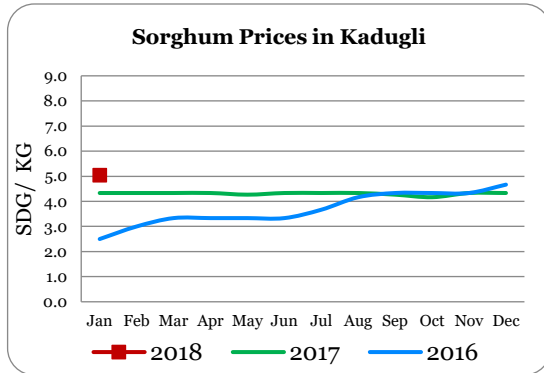
Blue Nile



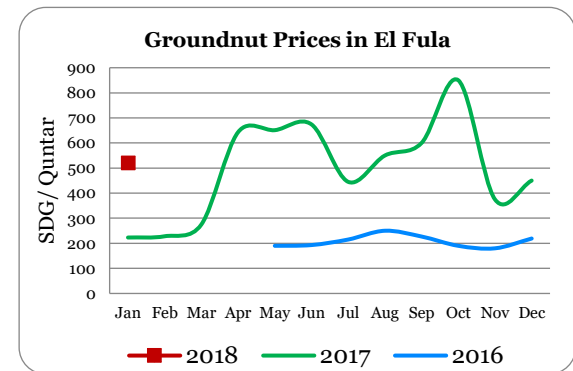
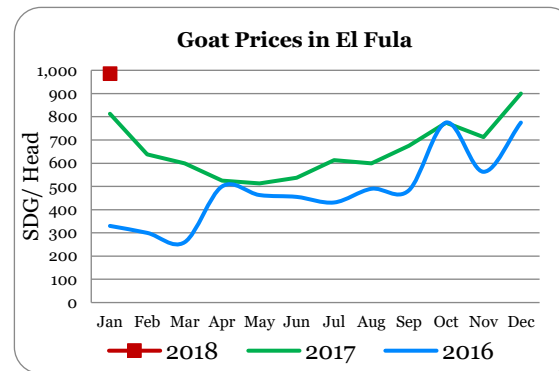
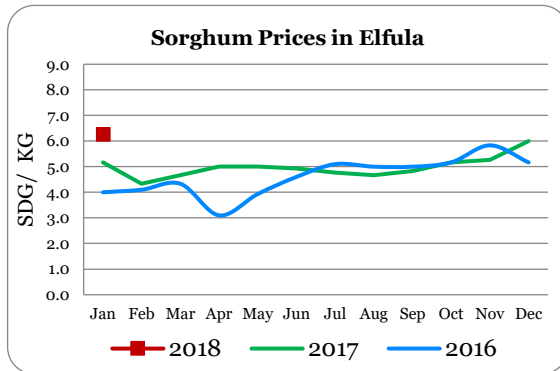
North Kordofan



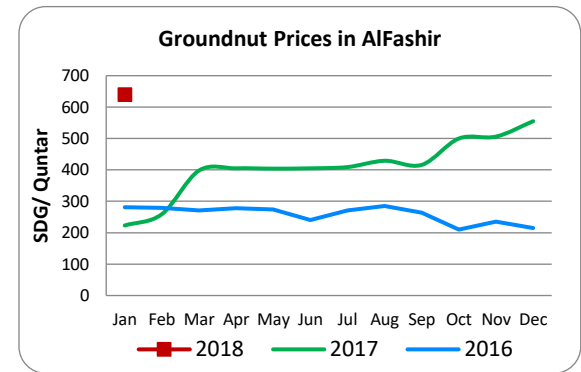
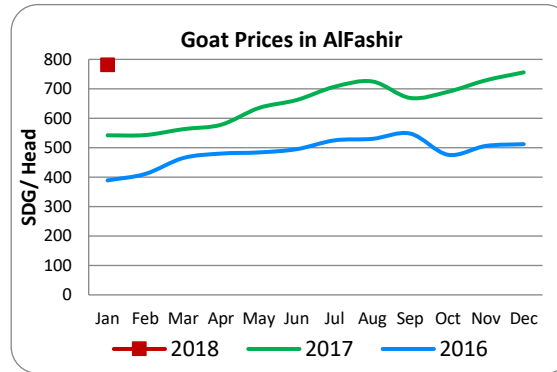
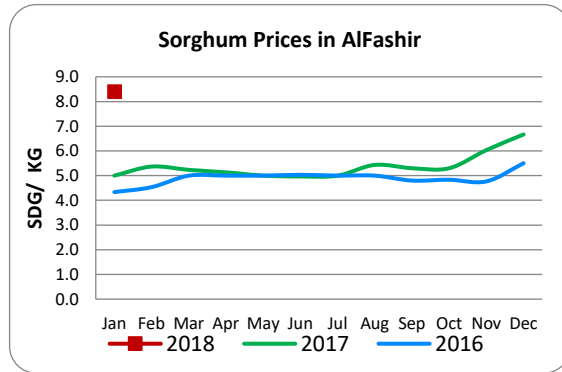
South Kordofan



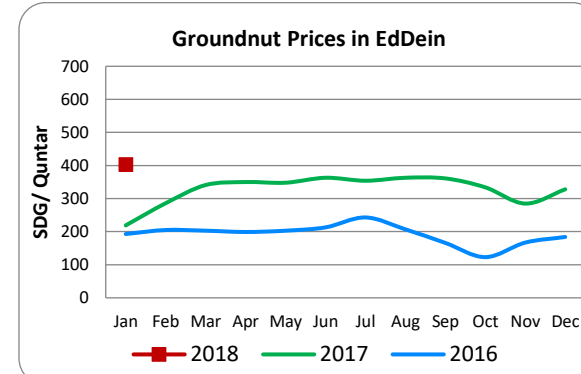
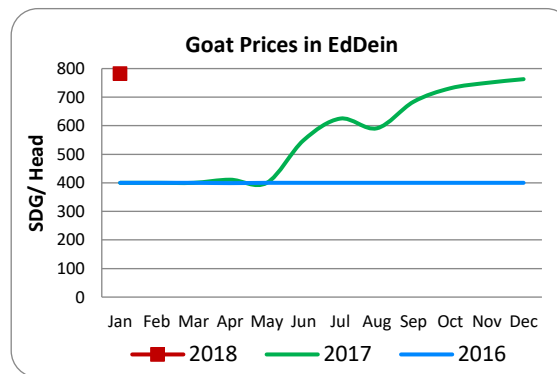
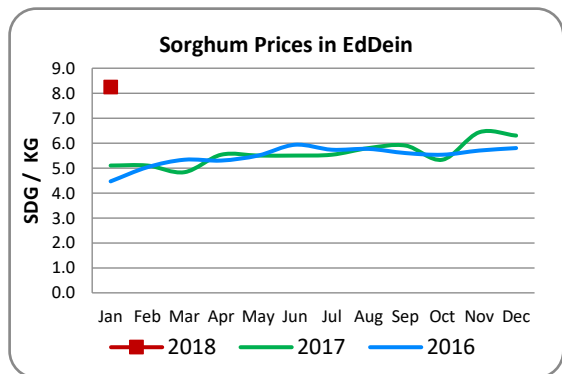
West Kordofan



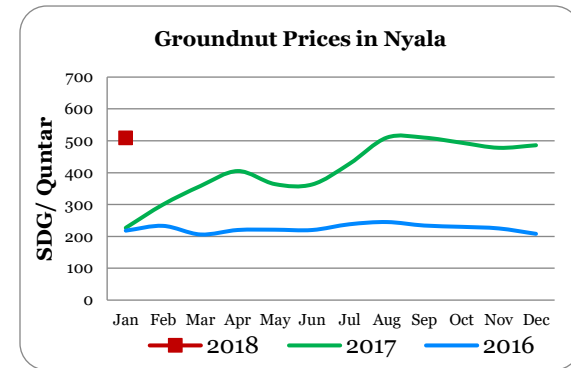
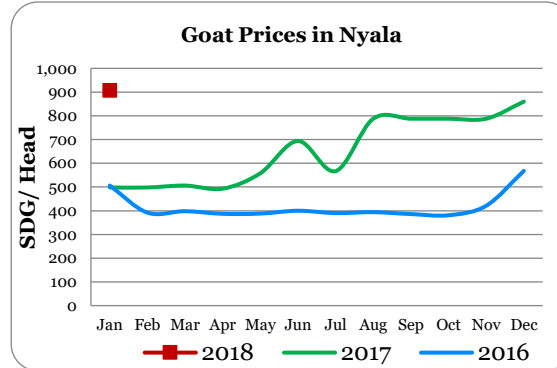
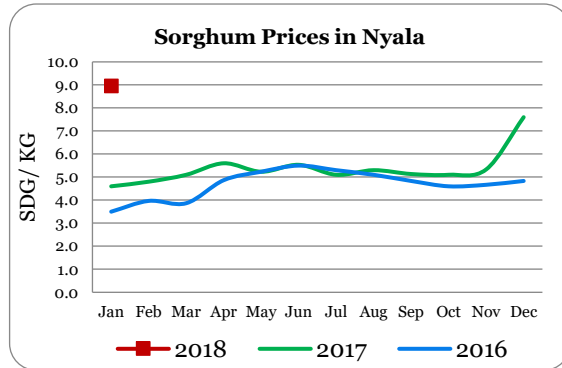
North Darfur



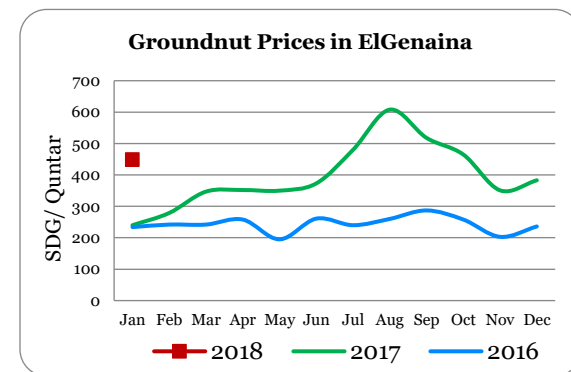
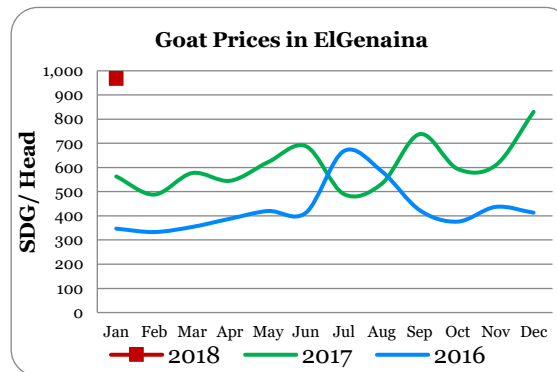
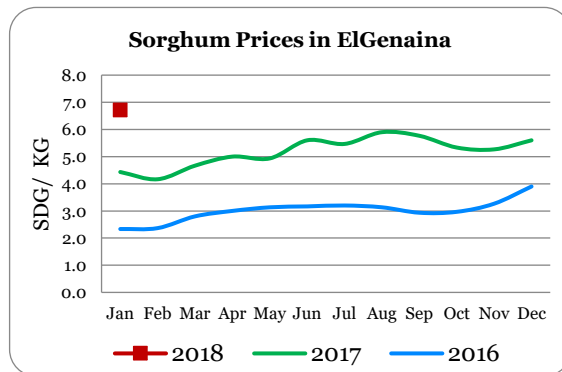
East Darfur



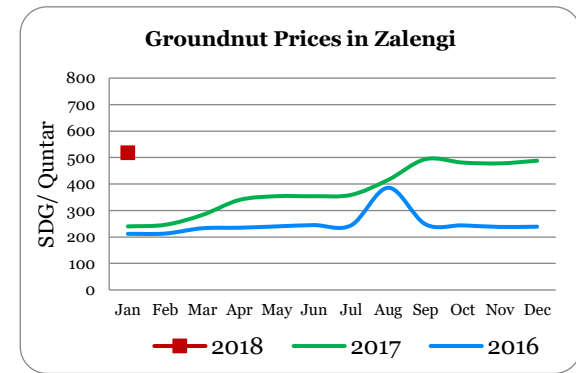
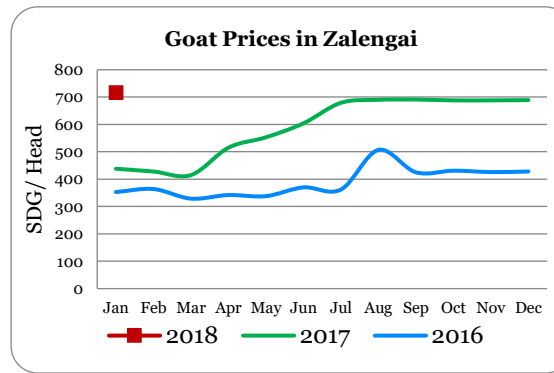
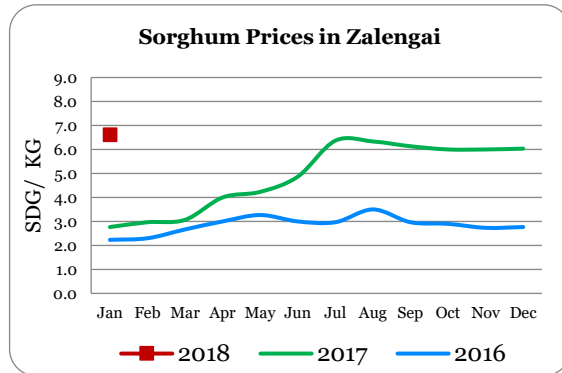
South Darfur



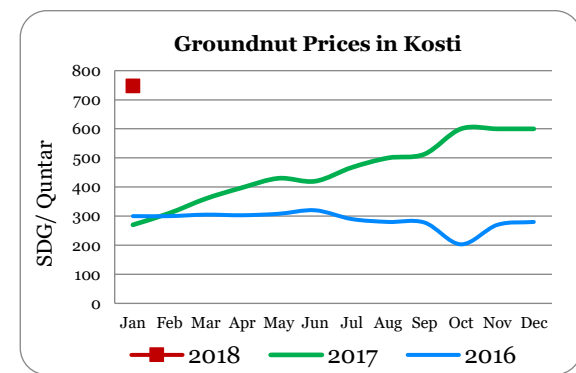
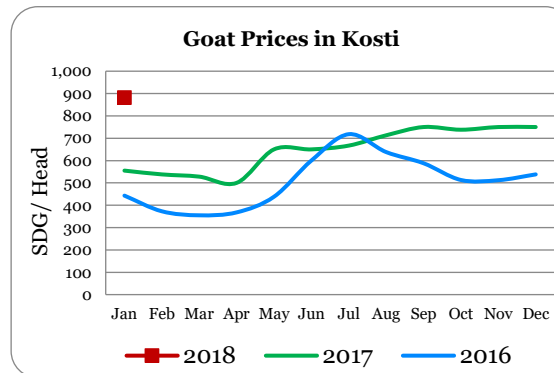
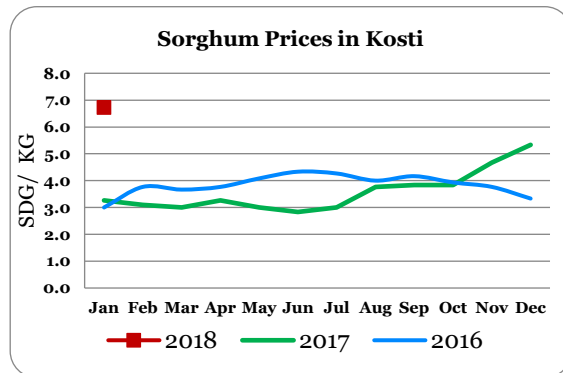
West Darfur



Central Darfur



White Nile



National Average

