

UGANDA

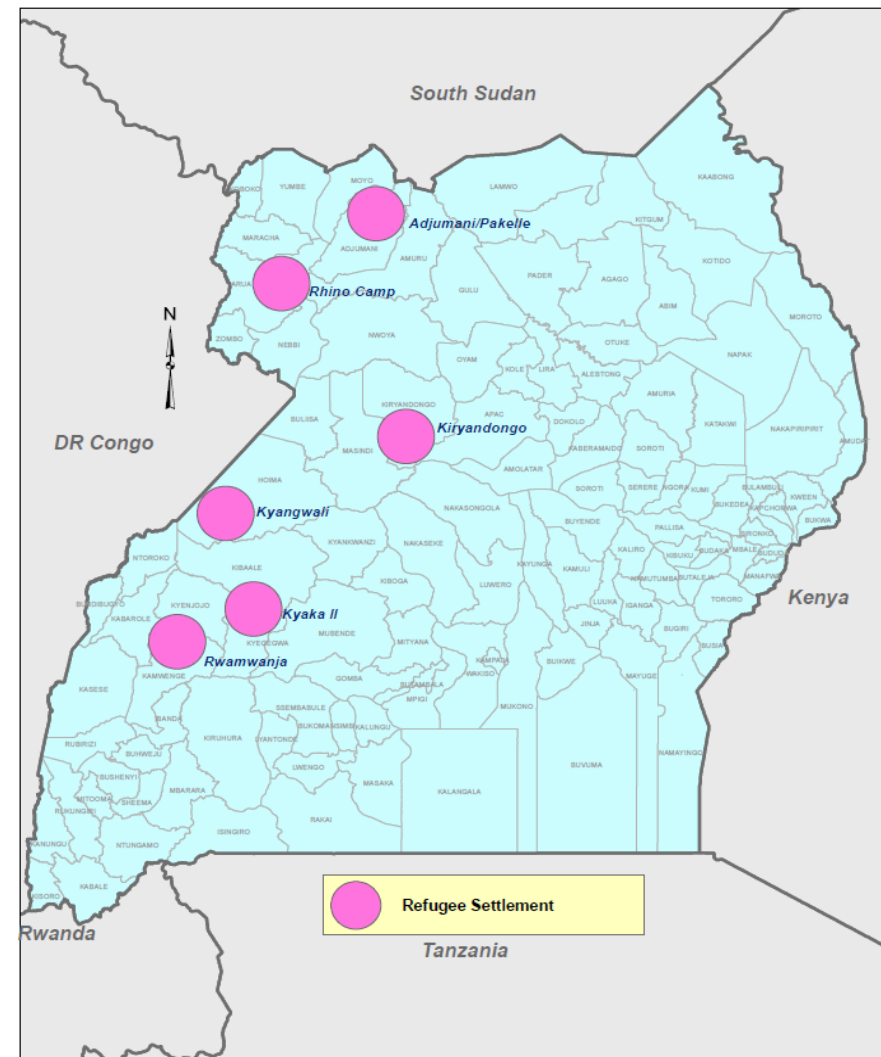
Kyaka II, Rwamwanja, Kyangwali, Kiryandongo, Adjumani/Pakelle and Rhino Camp

This report provides an analysis of the market prices of the key commodities that make up the in-kind food basket as compared to the cash transfer value distributed by WFP to the refugee beneficiaries. The report focuses on price data collected from Adjumani/Pakelle, Arua/Rhino Camp, Kiryandongo, Kyaka II, Rwamwanja and Kyangwali settlements (January –December 2017) for the major commodities of the in-kind food basket which include maize grain, beans and maize flour (for EVH). However, in estimating the cash transfer value, prices for all the in-kind food basket commodities are included (Millet flour as a proxy for CSB).

KEY HIGHLIGHTS

- Overall, there was a reduction in the prices for the key food commodities across the settlements, mainly for maize grain, maize flour and beans. Increases were noticed in a few settlements.
- During the last quarter of 2017, cash transfer beneficiaries were able to get on average the right quantities of the in-kind food basket at the market prices across all settlements due to harvest from different parts of the country.
- In Kyaka the market price values for full ration, half ration & EVH were lower than the WFP cash transfer values by 16%, 11% and 2% respectively.
- In Rwamwanja the market price values for full ration, half ration & EVH were lower than the WFP cash transfer values by 23%, 21% and 19% respectively.
- In Kyangwali the market price values for full ration, half ration & EVH were lower than the WFP cash transfer values by 20%, 14% and 26% respectively.
- In Kiryandongo the market price values for full ration, half ration & EVH were lower than the WFP cash transfer values by 7%, 1% and 3% respectively.
- In Rhino camp the market price values for full ration, half ration & EVH were lower than the WFP cash transfer values by 7%, 3% and 1% respectively.
- In Adjumani/Pakelle the market price values for full ration, half ration & EVH were lower than the WFP cash transfer values by 4%, 2% and 9% respectively.
- ♦ There is a very big difference between the market price values in South Western settlements and West Nile. Different transfer values and a higher value for West Nile would be ideal.

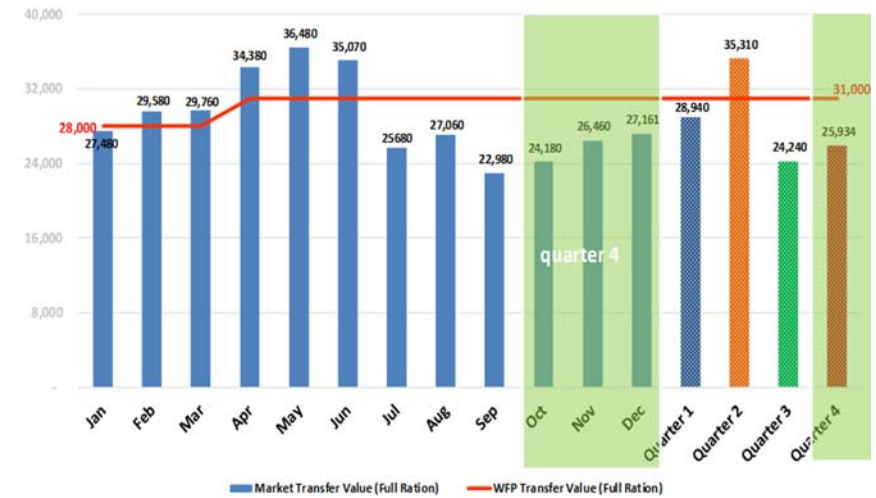
Refugee Settlements Price Monitoring



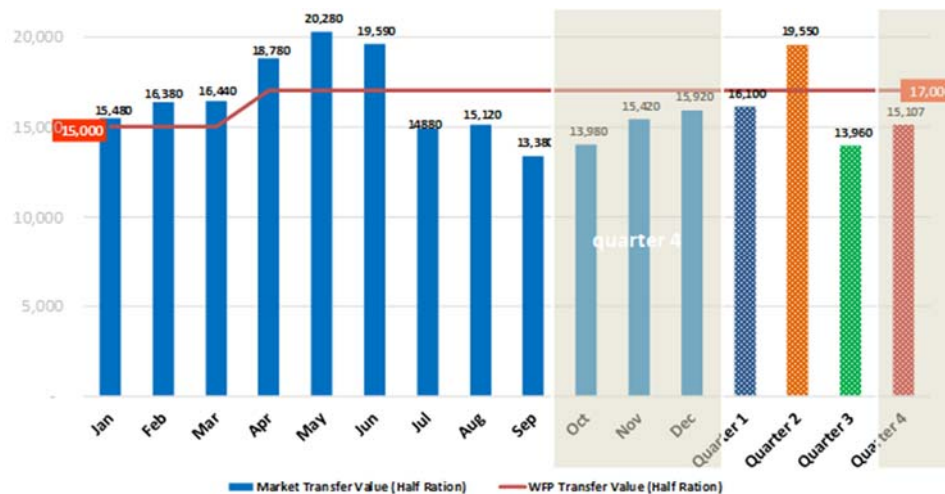
Kyaka II Settlement October—December 2017

- Average retail prices for some of the commodities in the in-kind food basket reduced during the last quarter of 2017 due to the harvest season.
- Prices for maize flour and beans reduced by 15% and 30% respectively during the last quarter compared to the third quarter of the year.
- Prices for vegetable oil and salt remained the same while for maize grain and millet flour increased by 35% and 12% respectively. Harvest for maize grain was expected to begin towards the end of December and early January 2018.
- * Despite an increase in prices for maize grain and millet flour, cash transfer beneficiaries could still afford to buy more than the in-kind food basket using the transfer value received.
- * The full ration market value for the last quarter (UGX 26,000) and the half ration market value (UGX 15,000) were less than the WFP cash transfer values of UGX 31,000 and UGX 17,000 by 16% and 11% respectively.
- * Similarly, the EVH ration market value (UGX 44,000) was less than the WFP cash transfer value of UGX 45,000 by 2%. Therefore, cash transfer beneficiaries in Kyaka II were able to buy the expected food basket at market price.

Full Ration Cash Transfer Value



Half Ration Cash Transfer Value



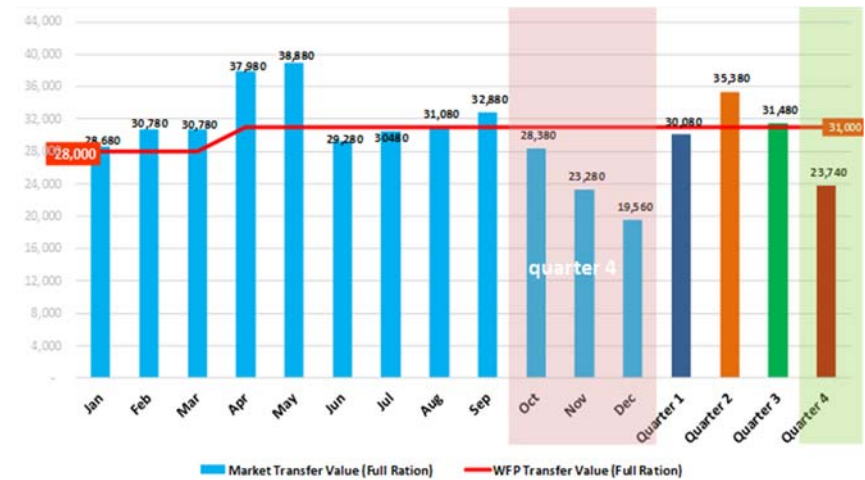
EVH Ration Cash Transfer Value



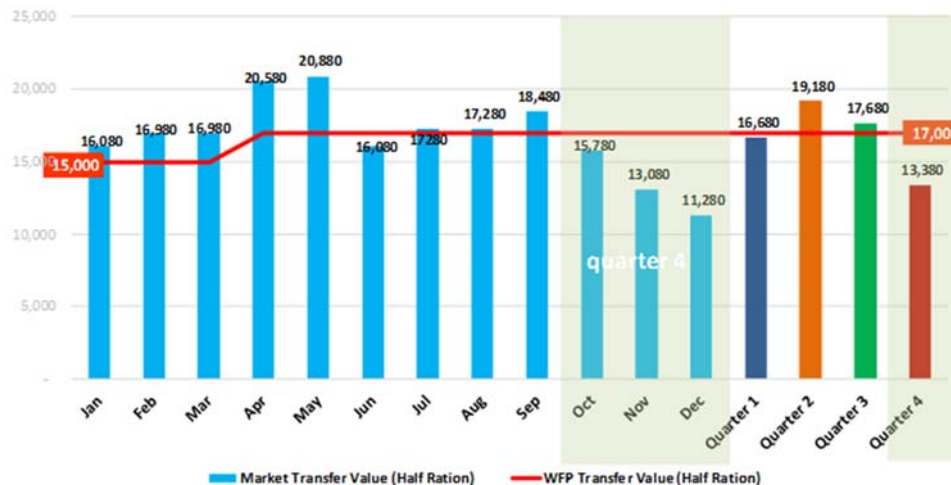
Rwamwanja Settlement October–December 2017

- Average retail prices for maize grain, beans and millet flour reduced by 34%, 30% and 15% respectively during the quarter as compared to the third quarter of 2017. Prices for maize flour and salt did not change while for vegetable oil increased by 4% during the October-December period as compared to July-September.
 - As a result of the low prices for the keys staple commodities, cash transfer beneficiaries would buy more food than the in-kind food basket for all categories (on full ration, half ration and EVH).
 - The market value of the full ration (UGX 24,000) was 23% less than the WFP cash transfer value of UGX 31,000. The half ration market value (UGX 13,000) was less than WFP cash transfer value (UGX 17,000) by 21%. Similarly, the EVH market value (UGX 37,000) was less than the transfer value received from WFP (UGX 45,000) by 19%.
- * Rwamwanja settlement is an agricultural area. The December harvest brought down prices for key commodities in the food basket resulting into improved purchasing power for the cash transfer beneficiaries. The transfer value should be maintained in this settlement.

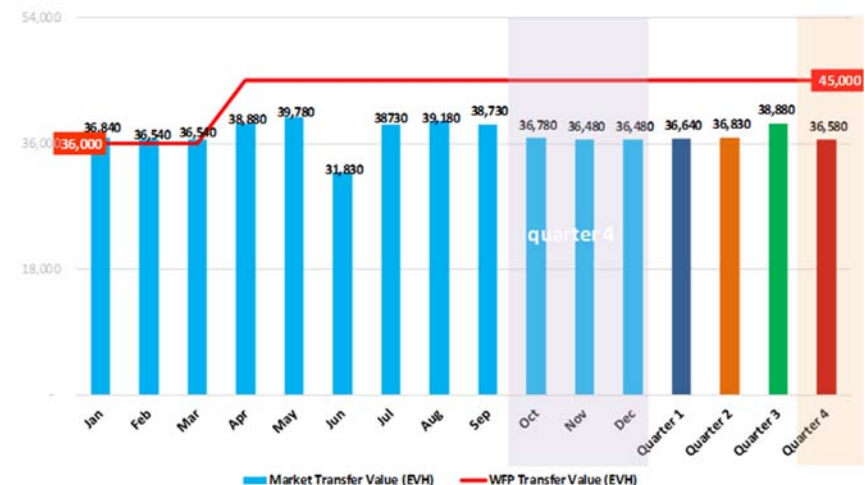
Full Ration Cash Transfer Value



Half Ration Cash Transfer Value



EVH Ration Cash Transfer Value



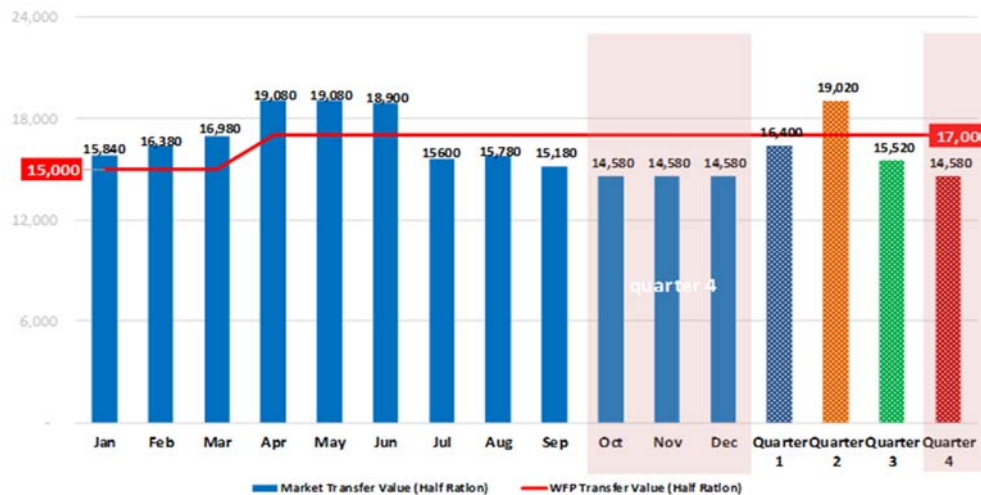
Kyangwali Settlement October—December 2017

- The average retail prices for maize grain and beans reduced during the last quarter of 2017 compared to the third quarter by 13% and 15% respectively. Prices for maize flour, millet flour and salt remained the same while vegetable oil prices increased by 6%.
- All cash transfer beneficiaries (full ration-100%, half ration-50% and EVH) could afford to buy a WFP in-kind food basket at market price during the last quarter (October, November and December 2017).
- The last quarter (2017) market values of the full ration (UGX 25,000) and half ration (UGX 15,000) were lower than the WFP cash transfer values of UGX 31,000 (full ration) and UGX 17,000 (half ration) by 20% and 14% respectively. Similarly, the EVH ration market value (UGX 33,000) was lower than the WFP cash transfer value of UGX 45,000 by 26%.
- * Agricultural production in Kyangwali helped to keep food prices lower during the last quarter of 2017 and the cash transfer beneficiaries could buy an equivalent of the in-kind food basket and have a balance to buy other items.

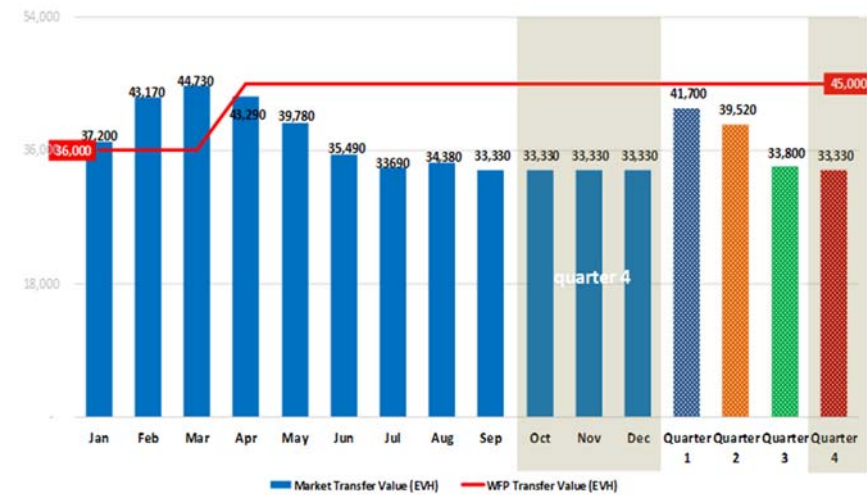
Full Ration Cash Transfer Value



Half Ration Cash Transfer Value



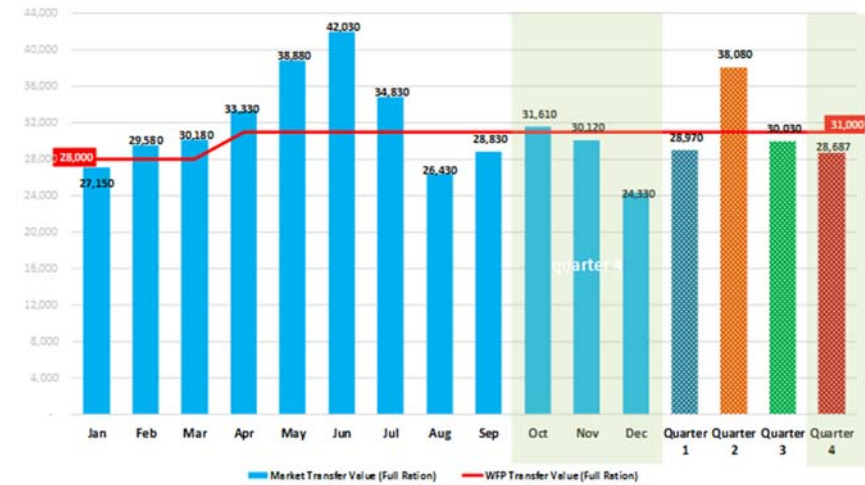
EVH Ration Cash Transfer Value



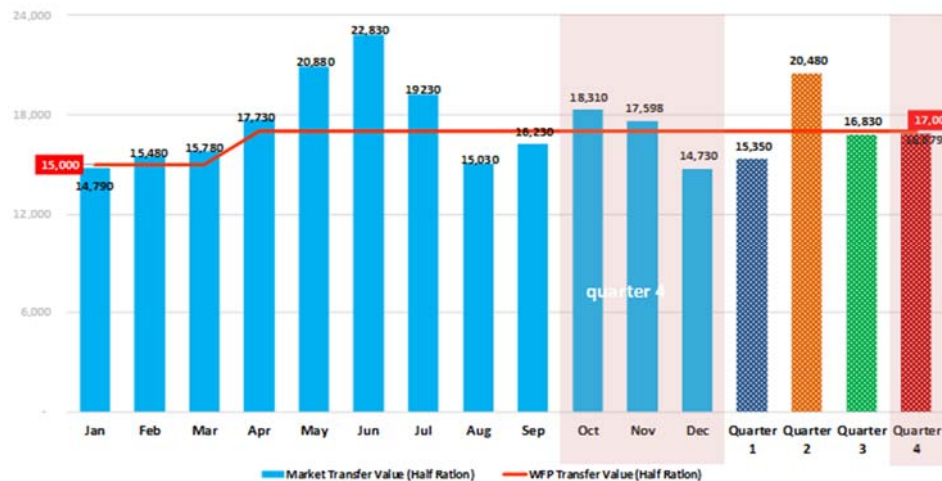
Kiryandongo Settlement October—December 2017

- The average retail prices for maize grain, maize flour, beans and vegetable reduced by 18%, 15%, 3% and 3% respectively during the last quarter compared to the third quarter of 2017. However, average retail price for millet flour increased by 26% while there was no significant change in price for salt.
- The decrease in prices for key food basket commodities (maize grain, maize flour, beans and vegetable oil) improved the purchasing power of the WFP cash transfer value for all beneficiary categories (full ration-100%, half ration-50% and EVH).
- * The market values of the full ration (UGX 25,000), half ration (UGX 15,000) and EVH (UGX 44,000) were lower than the WFP cash transfer values of UGX 31,000 (full ration), UGX 17,000 (half ration) and UGX 45,000 (EVH) by 7% 1% and 3% respectively.
- * It was majorly in October when beneficiaries had issues with accessing the right quantities of food at market price, but in December prices were much lower and the WFP cash transfer value is still relevant in Kiryandongo.

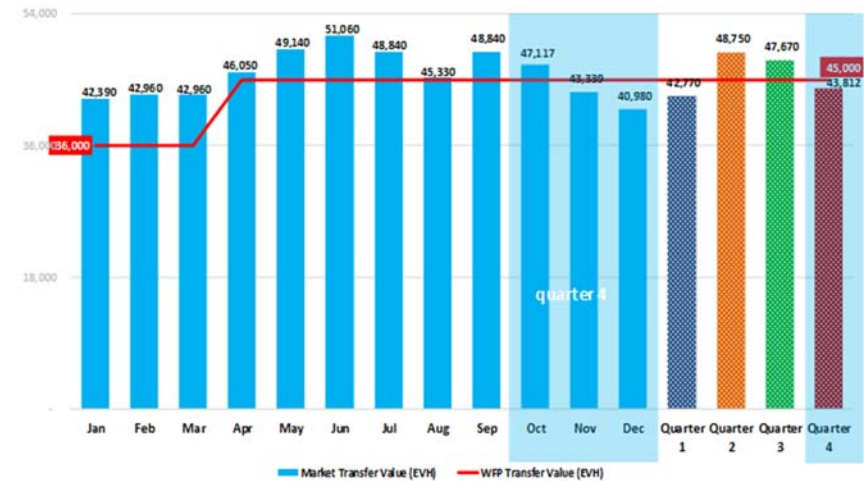
Full Ration Cash Transfer Value



Half Ration Cash Transfer Value



EVH Ration Cash Transfer Value



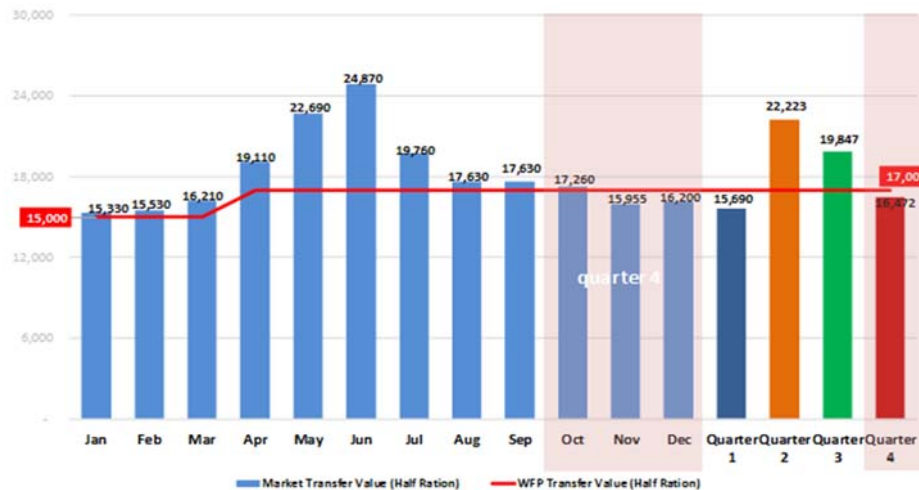
Rhino Camp Settlement October—December 2017

- Average retail prices for maize grain, maize flour and salt reduced by 40%, 18% and 9% respectively during the last quarter of the year as compared to the third quarter. However, average retail prices for millet flour and vegetable oil increased by 10% and 2% respectively while for beans did not change.
 - On average cash transfer beneficiaries were able to buy an equivalent of the in-kind food basket at market price during the last quarter of 2017 but not comfortably. The market values of the full ration (UGX 29,000), half ration (UGX 16,000) and EVH (UGX 44,000) were lower than the WFP cash transfer values of UGX 31,000 (full ration), UGX 17,000 (half ration) and UGX 45,000 (EVH) by 7% 3% and 1% respectively.
 - The EVH ration market values of UGX 47,000 in October and UGX 46,000 in December 2017 were higher than the WFP cash transfer value of UGX 45,000 by 3% and 2% respectively.
- * The market is unfavorable in Rhino camp settlement, and therefore there is a need to mobilize traders into the settlement and revision of the transfer value.

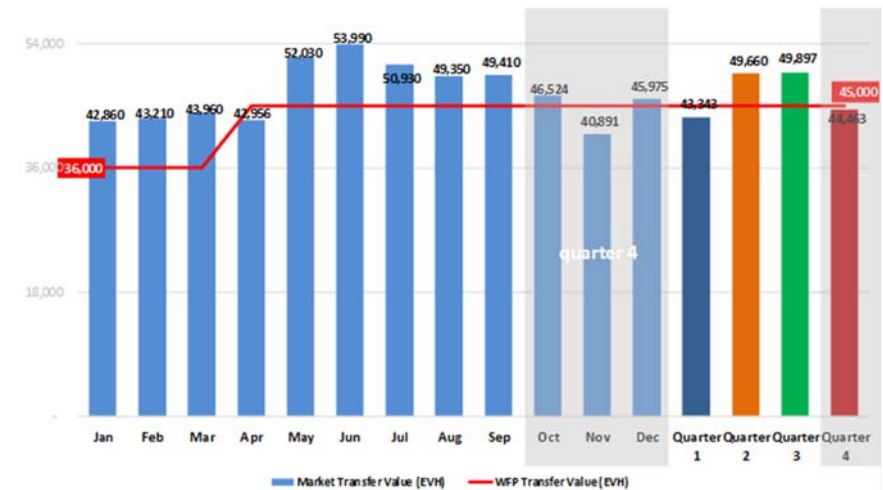
Full Ration Cash Transfer Value



Half Ration Cash Transfer Value



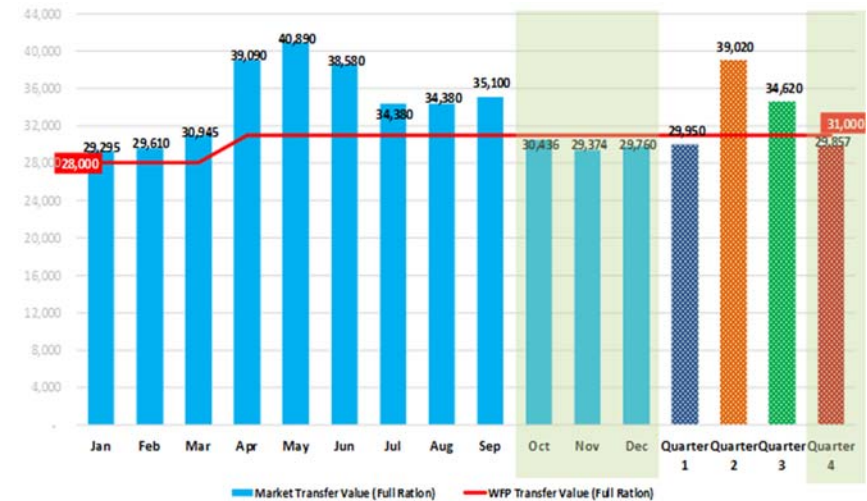
EVH Ration Cash Transfer Value



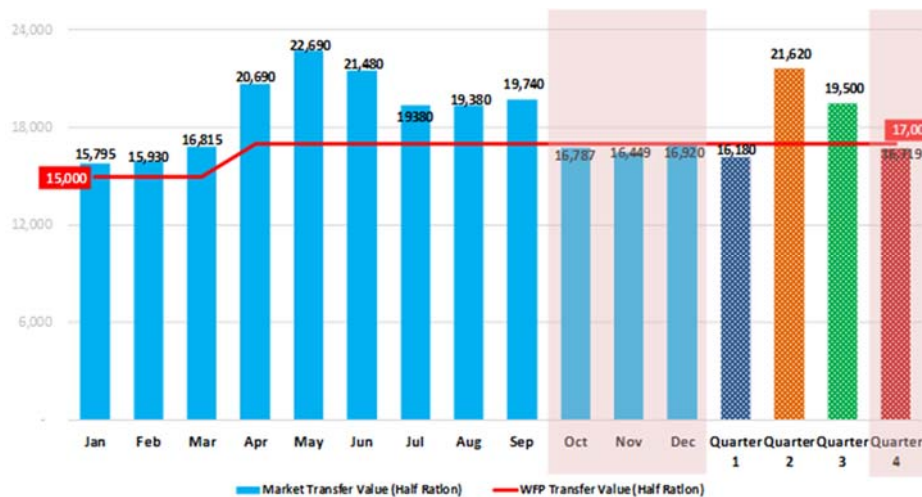
Adjumani-Pakelle Settlement October—December 2017

- Although the absolute prices were still high, average retail prices for maize grain, maize flour and millet flour were lower during the last quarter as compared to the third quarter of 2017 by 25%, 28% and 14% respectively. Prices for beans and salt increased by 5% and 8% respectively while for vegetable oil did not change.
- Cash transfer beneficiaries on full ration (100%) and half ration (50%) were able to buy an equivalent of the WFP in-kind food basket at market price using the cash transfer value received during the last three months of 2017. The market values of the full ration (UGX 29,900) and half ration (UGX 16,700) were slightly lower than the WFP cash transfer values of UGX 31,000 (full ration) and UGX 17,000 (half ration) by 4% and 2% respectively. Similarly, the EVH market value (UGX 41,100) was less than the transfer value received from WFP (UGX 45,000) by 9%. However, the December EVH ration market price value was slightly higher than the WFP cash transfer value.
- * On average, cash transfer beneficiaries in Adjumani lived on the borderline of the WFP cash transfer value and any further price increase would affect their ability to buy an equivalent of the in-kind food basket.

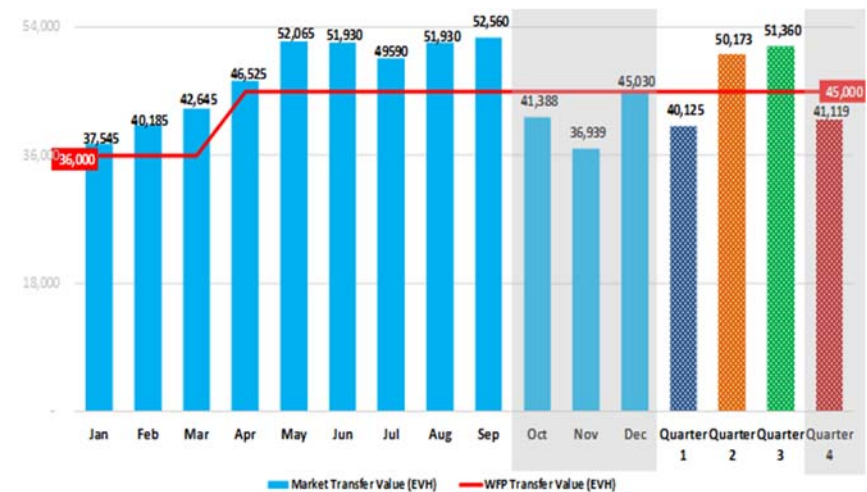
Full Ration Cash Transfer Value



Half Ration Cash Transfer Value



EVH Ration Cash Transfer Value



Refugee Price Monitoring Oct–Dec 2017

Adjumani/Pakelle, Arua/Rhino Camp , Kiryandongo, Kyangwali, Kyaka II and Rwamwanja Settlements

Price Data June 2016– December 2017

Maize Grain																			
Settlement	Jun-16	Jul-16	Aug-16	Sep-16	Oct-16	Nov-16	Dec-16	Jan-17	Feb-17	Mar-17	Apr-17	May-17	Jun-17	Jul-17	Aug-17	Sep-17	Oct-17	Nov-17	Dec-17
Adjumani/Pakelle Settlement	800	900	800	750	750	850	1,150	1,200	1,200	1,250	1,667	1,833	2,000	1,400	1,400	1,400	1,220	1,013	1,000
Arua/Rhino Camp Settlement	1,375	1,250	917	1,000	1,000	1,100	1,150	1,167	1,167	1,200	1,500	2,000	2,300	2,000	1,600	1,233	1,069	948	875
Kiryandongo Settlement	1,000	1,000	800	600	800	1,000	1,100	1,000	1,150	1,200	1,400	1,800	2,000	1,500	800	1,000	1,100	1,113	500
Kyaka II settlement	700	700	850	900	900	900	900	1,000	1,100	1,100	1,500	1,600	1,500	800	700	500	700	1,000	1,000
Rwamwanja Settlement	650	600	600	600	700	800	900	1,000	1,200	1,200	1,800	1,800	1,200	1,200	1,200	1,400	1,200	800	500
Kyangwali Settlement	700	880	600	875	900	900	950	1,000	1,100	1,200	1,500	1,500	1,200	800	800	800	700	700	700
Maize Flour																			
Settlement	Jun-16	Jul-16	Aug-16	Sep-16	Oct-16	Nov-16	Dec-16	Jan-17	Feb-17	Mar-17	Apr-17	May-17	Jun-17	Jul-17	Aug-17	Sep-17	Oct-17	Nov-17	Dec-17
Adjumani/Pakelle Settlement	2,500	2,500	2,500	2,000	2,150	2,600	2,700	2,000	2,200	2,350	2,550	2,917	3,000	2,800	3,000	3,000	2,156	1,755	2,400
Arua/Rhino Camp Settlement	2,300	2,300	2,300	2,300	2,650	2,600	2,600	2,500	2,500	2,500	2,333	3,067	3,167	3,000	2,867	2,867	2,567	2,125	2,500
Kiryandongo Settlement	2,000	2,000	2,000	2,000	2,000	2,000	2,000	2,400	2,400	2,400	2,600	2,800	2,900	2,800	2,500	2,800	2,522	2,325	2,000
Kyaka II settlement	1,500	2,000	1,500	1,500	1,600	1,800	2,000	2,400	2,000	2,000	2,500	3,000	3,000	3,000	2,800	3,000	2,900	2,500	2,500
Rwamwanja Settlement	1,800	1,800	1,800	1,800	1,800	2,000	2,000	1,800	1,800	1,800	2,000	2,000	1,500	2,000	2,000	2,000	2,000	2,000	2,000
Kyangwali Settlement	1,400	1,600	1,600	1,800	1,800	2,000	2,000	1,867	2,367	2,500	2,300	2,000	1,500	1,500	1,500	1,500	1,500	1,500	1,500
Beans																			
Settlement	Jun-16	Jul-16	Aug-16	Sep-16	Oct-16	Nov-16	Dec-16	Jan-17	Feb-17	Mar-17	Apr-17	May-17	Jun-17	Jul-17	Aug-17	Sep-17	Oct-17	Nov-17	Dec-17
Adjumani/Pakelle Settlement	2,500	2,600	2,750	2,750	2,750	2,750	2,750	2,500	2,550	2,650	3,000	3,167	2,500	2,500	2,500	2,800	2,777	2,709	2,700
Arua/Rhino Camp Settlement	2,500	2,500	2,500	2,500	2,750	2,800	2,800	2,333	2,500	2,533	2,500	2,333	2,567	2,467	2,500	2,600	2,438	2,596	2,500
Kiryandongo Settlement	2,000	2,500	2,500	2,500	2,500	2,500	2,500	2,800	3,000	3,000	3,000	3,000	3,000	3,000	2,500	2,500	2,667	2,092	2,500
Kyaka II settlement	2,500	2,000	2,300	2,500	2,500	2,300	2,500	2,500	3,000	3,000	3,000	2,500	2,400	2,500	2,200	2,500	2,000	1,200	1,867
Rwamwanja Settlement	3,000	2,800	3,000	3,000	2,800	2,400	2,500	3,000	3,000	3,000	3,000	3,000	2,000	2,500	3,000	2,500	2,000	2,000	1,600
Kyangwali Settlement	1,800	1,620	1,700	1,700	2,000	2,000	2,200	2,800	3,000	3,000	3,000	3,000	3,200	2,600	2,500	2,000	2,000	2,000	2,000
Millet Flour																			
Settlement	Jun-16	Jul-16	Aug-16	Sep-16	Oct-16	Nov-16	Dec-16	Jan-17	Feb-17	Mar-17	Apr-17	May-17	Jun-17	Jul-17	Aug-17	Sep-17	Oct-17	Nov-17	Dec-17
Adjumani/Pakelle Settlement	3,000	3,200	3,000	3,000	3,000	3,000	3,000	2,500	2,500	2,800	3,500	4,000	4,000	4,000	4,000	4,000	3,157	3,417	3,800
Arua/Rhino Camp Settlement														3,500	3,500	3,500	4,000	3,500	4,000
Kiryandongo Settlement	2,000	2,000	2,000	2,000	2,000	2,000	2,000	2,500	2,000	2,000	2,500	3,000	3,500	3,500	3,500	3,500	4,383	4,375	4,500
Kyaka II settlement	3,000	2,500	2,000	2,000	2,000	2,200	2,200	3,200	3,000	3,000	3,000	3,800	3,800	3,600	3,200	3,600	3,600	4,000	4,000
Rwamwanja Settlement	2,500	2,500	2,500	2,500	2,500	2,500	2,500										3,000	2,800	3,000
Kyangwali Settlement	1,800	1,800	2,000	2,000	2,000	2,000	2,000				3,000	3,000	4,000	4,000	4,000	4,000	4,000	4,000	4,000
Vegetable Oil																			
Settlement	Jun-16	Jul-16	Aug-16	Sep-16	Oct-16	Nov-16	Dec-16	Jan-17	Feb-17	Mar-17	Apr-17	May-17	Jun-17	Jul-17	Aug-17	Sep-17	Oct-17	Nov-17	Dec-17
Adjumani/Pakelle Settlement	5,000	5,000	4,900	5,000	5,000	5,000	5,500	5,500	5,700	5,750	5,500	5,667	6,000	6,000	6,000	6,000	6,000	6,000	6,000
Arua/Rhino Camp Settlement	5,200	5,200	5,200	5,200	5,250	5,200	5,200	5,300	5,300	5,700	5,500	5,600	5,933	5,767	5,667	5,500	5,750	5,708	5,875
Kiryandongo Settlement	5,000	5,000	5,000	5,000	5,000	5,000	5,000	5,000	6,000	6,000	6,000	6,000	6,000	6,000	6,000	6,000	5,833	5,556	6,000
Kyaka II settlement	3,600	3,200	3,500	3,500	4,000	4,000	4,000	5,000	5,000	5,200	5,000	6,000	6,000	5,000	6,000	6,000	6,000	6,000	5,000
Rwamwanja Settlement	5,000	5,000	5,000	5,000	5,000	5,000	5,000	5,000	5,000	5,000	5,000	6,000	6,000	5,000	5,000	5,000	5,000	5,000	5,600
Kyangwali Settlement	5,000	5,000	5,000	5,000	5,000	5,000	5,000	5,000	5,000	5,000	6,000	6,000	5,600	5,000	6,000	6,000	6,000	6,000	6,000
Salt																			
Settlement	Jun-16	Jul-16	Aug-16	Sep-16	Oct-16	Nov-16	Dec-16	Jan-17	Feb-17	Mar-17	Apr-17	May-17	Jun-17	Jul-17	Aug-17	Sep-17	Oct-17	Nov-17	Dec-17
Adjumani/Pakelle Settlement	1,300	1,300	1,200	1,200	1,200	1,200	1,200	1,300	1,400	1,400	1,267	1,267	1,200	1,200	1,200	1,200	1,352	1,325	1,200
Arua/Rhino Camp Settlement	1,400	1,200	1,300	1,300	1,400	1,400	1,400	1,267	1,267	1,400	1,400	1,400	1,400	1,400	1,400	1,400	1,300	1,263	1,250
Kiryandongo Settlement	1,200	1,200	1,200	1,200	1,200	1,200	1,200	1,200	1,200	1,200	1,200	1,200	1,200	1,200	1,200	1,200	1,233	1,200	1,200
Kyaka II settlement	1,200	1,200	1,200	1,200	1,200	1,200	1,200	1,200	1,200	1,200	1,200	1,200	1,400	1,200	1,200	1,200	1,200	1,200	1,200
Rwamwanja Settlement	1,200	1,200	1,200	1,200	1,200	1,200	1,200	1,200	1,200	1,200	1,200	1,200	1,200	1,200	1,200	1,200	1,200	1,200	1,200
Kyangwali Settlement	1,200	1,200	1,300	1,400	1,400	1,400	1,400	1,200	1,200	1,200	1,200	1,200	1,200	1,200	1,200	1,200	1,200	1,200	1,200

Ration

Commodities	Full Ration	Half Ration	EVH Ration
Cereal (Maize grain)	12	6	
Cereal (Maize flour)			11.7
Beans (Nambale)	2.4	1.2	2.1
Veg. Oil	0.9	0.3	0.9
Millet flour (Proxy CSB)	1.5	1.5	1.5
Salt	0.15	0.15	0.15

For further information please contact the AME unit WFP Uganda

Siddharth KRISHNASWAMY
Analysis Monitoring & Evaluation, Head.
siddharth.krishnaswamy@wfp.org

Hamidu TUSIIME
Food Security & Market Analyst
hamidu.tusiime@wfp.org

Edgar WABYONA
Programme Officer, AME
edga.wabyona@wfp.org