

Project Number: 200150 | Project Category: **Development Project**
Project Approval Date: November 16, 2011 | Planned Start Date: January 01, 2012
Actual Start Date: September 15, 2012 | Project End Date: December 31, 2017
Financial Closure Date: N/A

Contact Info
Claudia Schwarze
wfp.haiti@wfp.org

Country Director
Ronald Tran Ba Huy

Further Information
<http://www.wfp.org/countries>
SPR Reading Guidance



Assistance to the National School Feeding Programme in Haiti Standard Project Report 2017

World Food Programme in Haiti, Republic of (HT)



World Food Programme

Table Of Contents

Country Context and WFP Objectives

Achievements at Country Level

Country Context and Response of the Government

WFP Objectives and Strategic Coordination

Country Resources and Results

Resources for Results

Supply Chain

Implementation of Evaluation Recommendations and Lessons Learned

Project Results

Activities and Operational Partnerships

Results

Performance Monitoring

Progress Towards Gender Equality

Protection and Accountability to Affected Populations

Figures and Indicators

Data Notes

Overview of Project Beneficiary Information

Participants and Beneficiaries by Activity and Modality

Participants and Beneficiaries by Activity (excluding nutrition)

Project Indicators

Resource Inputs from Donors

Country Context and WFP Objectives



Achievements at Country Level

Developing sustainable solutions to hunger and malnutrition

In 2017, WFP supported the Government in developing sustainable solutions to hunger and malnutrition through activities integrated into broader social protection programmes and contributing to food sovereignty.

In line with the government view of supporting local economies and agriculture, WFP continued to develop links between its school meals programme and local markets and producers. In particular, WFP bought more than 1,900 metric tonnes of local rice and almost doubled the size of its Home Grown School Feeding model, reaching instead of 7,500 children 13,500 children in 2017. This model uses locally produced food, including fresh vegetables, bought directly from smallholder farmers.

WFP supported the transition to a nationally-owned school meals programme within the framework of the National Policy and Strategy of School Feeding (PSNAS), by developing a school feeding operational manual and through capacity enhancement within the Ministry of Education National School Meals Programme.

WFP continued to work closely with the Ministry of Social Affairs (MAST) also, to strengthen the capacity of officials and technicians within MAST to support the implementation and institutionalization of the social safety net. A major step was made with the official start of the handover of the safety net in Artibonite department in October 2017, with WFP monitoring the transition from direct implementation to national implementation. WFP and MAST also tested mechanisms linking emergency response and social safety net programmes.

WFP Haiti started to implement a new programming approach – the Three-Pronged Approach (3PA) – which aims to strengthen the design, planning, and implementation of resilience activities. The first resilience activities designed with the 3PA began in November 2017.

Supporting the recovery of populations affected by Hurricane Matthew, which hit Haiti in October 2016

In 2017, the impact of Category 4 Hurricane Matthew on food security and livelihoods was still very strong. In December 2016, an Emergency Food Security Assessment (EFSA) showed that almost 2 out of 5 households in affected areas were food insecure, with one third of them on the verge of becoming severely food insecure by June 2017 without sufficient external assistance. It was therefore crucial to keep supporting the affected populations.

To this end, WFP continued its General Food Distributions targeting a total of 785,000 vulnerable people, started Food Assistance for Assets activities planned for 40,000 families to support the rehabilitation of assets damaged by the hurricane and build new productive small infrastructures. Additionally, WFP implemented nutrition activities to prevent malnutrition, targeting a total of 96,000 children under 5 years old and 40,000 pregnant women and nursing mothers.

The humanitarian interventions were successful in mitigating food insecurity in the departments of the Grand-Anse, Sud and Nippes. According to the two Integrated Food Security Phase Classification exercises (IPC) conducted in February and October 2017, an overall improvement of the food security situation was observed throughout the year and the number of people requiring urgent food, nutrition and livelihoods assistance decreased by 1 million (from 2.3 to 1.3 million).

Country Context and Response of the Government

Country Context

Haiti is the only low-income country in the Americas. It ranks 163rd of the 188 countries on the 2017 Human Development Index. Chronic poverty is widespread throughout the country and has major implications for food security and nutrition. Haiti has one of the highest levels of chronic food insecurity in the world, more than half of its total population is chronically undernourished, and 22 percent of children are chronically malnourished (Enquête Mortalité, Morbidité et Utilisation des Services - EMMUS-VI 2017). Poor nutrition status among children is another proof of the severity of food insecurity in Haiti with 10 percent of children underweight and 66 percent of children under 5 suffering from anemia.

Underlying drivers of food insecurity include frequent natural disasters and environmental degradation, exacerbated by the fact that a large proportion of the population relies on subsistence farming. On the 2017 Climate Risk Index, Haiti is third among the countries most affected by extreme weather events. In 2016, Haiti experienced its third consecutive year of drought and was hit by a category 4 hurricane, the worst registered in the last 10 years. The 2017 hurricane season was, after the 1933 and 2004 events, the third most active on record in the Atlantic basin to date, and two major hurricanes—Irma and Maria—skirted Haiti's northern coast. Although the change of the trajectory of the hurricanes prevented major disasters, heavy rainfalls caused some flooding and crops destruction, particularly in the Northern departments.

Haiti currently does not produce enough food for its population. More than 50 percent of the country's needs and close to 80 percent of its main staple, rice, are imported (FAO/WFP Crop and Food Security Assessment, 2017). This makes the country vulnerable to inflation and price volatility in international markets. In 2017, domestic food availability was estimated at 550,000 tons, about 3.5 percent less than in 2016 and almost 6 percent below the annual average. The decline was essentially due to lower production of both maize and sorghum.

In Haiti, 2 children out of 10 do not attend primary school. The literacy level of the population over ten years of age is 61 percent, while 37 percent have no formal education and only 1 percent have reached university level. Adult men have, on the average, two more years of education than women and are thus over 10 percentage points more likely to be literate.

The economic situation of women in Haiti remains very precarious. Challenges for women trying to engage in sustainable livelihood activities centre primarily on limitations to their access to the market and credit systems. Only 25% of landowners are women, but they play a key role in the agricultural sector, forming the majority of those transforming and selling products. Haiti ranks 142nd among 188 countries on the 2016 Gender Inequality Index.

After a political crisis that lasted for over a year, Mr. Jovenel Moïse was inaugurated in February 2017 as the President of Haiti. His predecessor, Michel Martelly, had stepped down at the end of his term in February 2016, and was replaced by an interim President, Jocelerme Privert, while the rival political parties disputed the election results.

In October 2017, the UN Mission for Justice Support in Haiti (MINUJUSTH) was established following the conclusion of the UN Stabilization Mission in Haiti (MINUSTAH), which had been active since 2004. MINUJUSTH is a smaller peacekeeping operation focusing on the rule of law, human rights and police support.

Response of the Government

The Government is developing social safety net programmes to ensure that the poorest can meet their basic needs in terms of food security and nutrition; but their implementation still relies heavily on support by donors and implementing partners.

Food Security Analysis and Coordination. The Government promotes public policies to sustainably improve the food security of the Haitian people through the National Coordination for Food Security (CNSA). CNSA is responsible for the formulation and coordination of food security policies and programmes. WFP works in close partnership with CNSA to ensure a continuous assessment of the food security situation in Haiti and to inform decision-making on food assistance.

School Meals. The Government of Haiti aims to build up by 2030 a strong public school system together with a nationally owned, funded and managed school meals programme linked to the local agriculture. This vision is embodied in the National Policy and Strategy of School Feeding (PSNAS), developed with WFP's support and approved by the Government in 2016. In line with the government view of strengthening local economies and agriculture, WFP is supporting the efforts of the Ministry of Education (MENFP) and the Ministry of Agriculture and Rural Development (MARNDR) to link school meals with local markets and producers.

National information system and social safety nets. Through the Ministry of Social Affairs and Labour (MAST), the Government has developed, in partnership with WFP, a vulnerability database in order to better identify, target and register vulnerable households. The goal of this national information system (SIMAST) is to enable the Government to collect and analyze information on vulnerable households, centralize data management, facilitate the creation of a single registry of beneficiaries, improve social safety net coverage and reinforce coordination mechanisms. It supports the implementation and institutionalization of social safety net programmes, including a shock-responsive safety net.

Disaster management and preparedness is a priority for the Government of Haiti. It participates in the WFP-led Forecast-based Financing (FbF) initiative in cooperation with the Governments of the Dominican Republic and Cuba. The initiative aims to improve South-South collaboration in disaster management, particularly by developing early warning systems to trigger early action and mitigate, thereby, the impact of disasters and also save lives by devising better contingency plans and measures. In 2017, WFP facilitated four exchange missions between Haiti and Cuba with the goal to strengthen inter-institutional coordination and information sharing.

WFP Objectives and Strategic Coordination

WFP's first priority in Haiti is to support the Haitian Government in developing sustainable solutions to hunger and malnutrition with the goal to achieve SDGs 2 and 17. The main pillars of the country strategy are food and nutrition safety nets, emergency preparedness and response, and national capacity strengthening.

WFP is working in line with Haiti's United Nations Development Assistance Framework (UNDAF) 2017–2021 that lists Haiti's priorities: poverty reduction and employment; basic social services; gender equality and protection; resilience; and governance. Through the UNDAF and inter-agency working groups, WFP collaborates with other UN agencies. For example, in 2017 WFP worked closely with:

1. FAO at policy and implementation levels. In particular, the two agencies worked together in the aftermath of Matthew to coordinate the distribution of food and seeds and to support the recovery of populations;
2. IOM in the response to Hurricane Irma when high energy biscuits (HEB) and non-food items (NFI) were distributed among displaced families in shelters;
3. UNDP to support the recovery of populations affected by Matthew and to expand the Information System of the Ministry of Social Affairs (SIMAST) in order to improve accuracy in targeting the most vulnerable households;
4. UNICEF in the implementation of a SMART survey (Standardized Monitoring and Assessment of Relief and Transitions) to evaluate the nutrition situation in hurricane affected departments.

As the leading agency in terms of logistics support, WFP also worked to support the Government and the humanitarian community to deliver urgent food assistance and relief items to the communities affected by Hurricane Matthew. WFP provided storage in affected areas for 35 organizations and delivered relief items on behalf of close to 50 organizations. In particular, WFP provided non-food item air transport services on a cost recovery basis to Medecin Sans Frontieres, using two helicopters with sling capacity to transport more than 300 metric tonnes of relief items to affected areas not accessible by road.

In 2017, WFP continued providing assistance by development, relief, recovery and emergency operations, in alignment with national priorities and in coordination with strategic partners and governmental actors.

Development project DEV 200150 (2012 – 2017), Assistance to the National School Feeding Programme in Haiti, aimed to distribute mid-day hot meals to 485,000 school age children in the Haitian public school system. By providing school meals, this project aims to create a safety net for vulnerable populations, increase access to education and improve the nutritional status of the targeted children. In 2017, WFP sharpened its focus on increasing the percentage of local purchases in its programme, as well as on supporting the Government in realizing its vision of a national school meals programme by 2030.

Protracted relief and recovery operation PRRO 200618 (2014 – 2017), Strengthening Emergency Preparedness and Resilience in Haiti, was designed to support government efforts to respond to the needs and facilitate the recovery of populations at risk or affected by a disaster, including those affected by Hurricane Matthew. It focused on (1) nutrition activities to reduce undernutrition and break the intergenerational cycle of hunger, (2) improving access to assets and basic services through resilience-building activities that facilitated recovery from natural disasters, (3) support the Government's Emergency Preparedness and Response (EPR) capacity and its interventions to save lives and, (4) support the food security and resilience of the most food insecure population by developing and institutionalizing a targeting and response system for the national social safety net programme.

Special Operation: SO 201033 (2016 – 2017), Logistics and Telecommunications Augmentation and Coordination in Response to the Hurricane Matthew in Haiti, supported the Hurricane Matthew relief efforts of the humanitarian community and the Government of Haiti through logistics and emergency telecommunications coordination and augmentation, thus contributing to saving lives and protecting livelihoods in emergencies.

Emergency Operation IR-EMOP 201103 (2017), Immediate Response Emergency Operation for Hurricane Irma, supported the initial phase of emergency response, especially by distributing high energy biscuits in shelters, and making immediate assessments of how to respond to category 5 Hurricane Irma.

Country Resources and Results

Resources for Results

In 2017, funding for the WFP Haiti country office represented 37 percent of the annual requirement. WFP Haiti received 90 percent of its funding through direct contributions and 10 percent through multilateral contributions. Multilateral contributions give WFP more predictability and flexibility, and can be more effective in meeting beneficiary needs on time. WFP Haiti top 10 donors in 2017 were the United States, the European Commission, Switzerland, Germany, Canada, private donors, the United Arab Emirates, France, Finland and the UN Common Funds and Agencies.

To mitigate funding challenges, WFP intensified its advocacy efforts to emerging donors to broaden its donor base. For example, WFP raised funding for its school meals programme through WFP's smartphone application 'Share the Meal' which prompts individuals to donate directly to a specific project. WFP also continued advocating flexible and multiyear funding to prospective and existing partners for the sake of better programme continuity and greater assistance impact.

WFP adjusted its operations to available and projected funding. A budget revision of its PRRO 200618 in February 2017 was directed at increasing the number of beneficiaries in response to the increased need due to Hurricane Matthew. A budget revision of its DEV 200150 in October 2017, on the other hand, was undertaken to reduce the number of beneficiaries by 23 percent as compared to 2016 due to a decrease in funding.

WFP continuously seeks ways to mitigate funding shortages by adjusting its internal processes so as to deliver the best value for money. In 2017, WFP tested new innovative approaches to enhancing cost-efficiency, e. g.:

- Direct delivery to schools and a thorough, independent transport market assessment.*

For the school year 2017/18, WFP took over all transport responsibilities for its school meals programme from cooperating partners in 5 out of 9 departments. In September 2017, WFP began using its own fleet of trucks to deliver food commodities to schools, complementing its logistic capacity by commercial transporters when needed. To identify the best value for money, WFP implemented a thorough and independent transport market assessment in early 2017, which resulted in an updated list of transporters for the school year 2017/18.
- Introduction of a new modality of commodity purchase.*

Given the country's high vulnerability to natural disasters, WFP annually pre-positions a contingency food stock of mixed commodities sufficient to meet the food needs of 300,000 persons for a month in case of emergency. This stock allowed WFP to provide immediate food assistance to affected populations after all major disasters in the past decade, such as the earthquake in 2010 or Hurricane Matthew in 2016. One of the lessons learned in the latter case was that pre-existing ties to the private sector regarding local and regional purchases facilitate quick availability of commodities needed for emergency response. In light of this positive experience and in order to optimize funding and delivery times, WFP introduced a new modality based on standby contracts in 2017. In order to complement its physical stock, WFP is now using stand-by contracts with suppliers who commit to deliver the commodities within a short lead-time when a disaster is imminent or has actually occurred. Consequently, WFP's contingency stock is now composed of a physically existing stock in WFP's warehouses which can cover the food needs of 150,000 beneficiaries for 30 days ; and stock from suppliers under 'stand-by' agreements which can quickly provide help to 150,000 additional beneficiaries.
- Rolling out SCOPE, WFP's beneficiary and transfer management system.*

For its cash based interventions, WFP in Haiti has also started to use a new corporate information management tool called SCOPE. It is a digital, flexible and powerful tool that helps WFP to manage beneficiary lists and payments as well as facilitate reconciliation of beneficiary payments. In less than a year WFP Haiti has already registered more than 350,000 people in SCOPE. With their consent, beneficiaries also receive individual cards with their photo to facilitate identification. SCOPE informs WFP on who the beneficiaries are and what they are entitled to; it issues instructions to banks and service providers; and receives feedback about the assistance given to the intended family. This enhances monitoring and risk control, allowing for more effective programme cycle management.
- Setting up a Hotline and collaborating with a Call Center.*

In 2017, WFP set up a beneficiary feedback mechanism, which allows beneficiaries or people looking for information about WFP's programmes or assistance to directly contact WFP. The hotline provided a new mechanism for feedback and strengthened WFP's Monitoring and Evaluation system. The hotline is now an inherent part of WFP programmes. Since February 2017, WFP has already received more than 1,700 calls made by people asking for WFP assistance or current WFP beneficiaries asking for clarifications, for example,

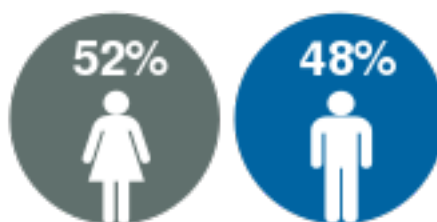
about distribution schedules. Furthermore, the hotline also allows a quick detection of implementation bottlenecks.

In addition, WFP collaborated with a call centre to follow-up on its programmes via telephone surveys and to enhance the monitoring of its school meals programme. The call centre directly and proactively contacts school principals after each food delivery to verify the quantities received and the smooth running of the activities. This information will then be integrated into a dashboard comparing data from WFP Logistics and Monitoring with partner and school reports.



Annual Country Beneficiaries

Beneficiaries	Male	Female	Total
Children (under 5 years)	73,001	77,175	150,176
Children (5-18 years)	314,357	311,468	625,825
Adults (18 years plus)	181,000	233,058	414,058
Total number of beneficiaries in 2017	568,358	621,701	1,190,059




Annual Food Distribution in Country (mt)

Project Type	Cereals	Oil	Pulses	Mix	Other	Total
Development Project	5,165	439	1,288	-	640	7,532
Single Country IR-EMOP	-	-	-	5	-	5
Single Country PRRO	6,439	852	1,709	2,550	29	11,579
Total Food Distributed in 2017	11,603	1,291	2,997	2,555	669	19,116



Cash Based Transfer and Commodity Voucher Distribution (USD)

Project Type	Cash	Value Voucher	Commodity Voucher
Development Project	135,103	-	-
Single Country PRRO	7,431,871	-	-
Total Distributed in 2017	7,566,974	-	-

Supply Chain

Haiti is ranked 159th out of 160 countries in the World Bank's Logistics Performance Index (LPI). Mountainous terrain, weak transport infrastructure and poor logistics performance heavily hinder the country's economic development and emergency response capacity. For this reason, WFP maintains high logistic capacity in Haiti in order to complement commercial services.

WFP has three warehouses with contingency food stocks and commodities for its programmes in Port-au-Prince, Cap Haitian and Gonaives. WFP is prepared for rapidly expanding its capacity in emergencies with potential additional warehouses already identified across the country; and a stock of readily deployable Mobile Storage Units and other logistics equipment (forklifts, generators) for simultaneously setting up 3 additional logistics bases anywhere in the country. On main roads, WFP utilizes commercial transporters whenever possible and maintains a fleet of 25 all-terrain 4x4 trucks to access difficult roads in rural areas. WFP Logistics also regularly updates its roster of local logistics providers and assets such as helicopters, boats, airport handling companies that can be utilized within 24 hours in case of an emergency.

In 2017, WFP continued to increase its local purchases and bought 2,017 metric tonnes of locally produced rice and salt. This represented an increase of over 50 percent in purchases of local commodities since 2015. However, the procurement of locally grown food remains a challenge due to frequent supplier defaults in terms of quantity and quality. For example, in 2017, out of all locally ordered food, only 75 percent were actually delivered by the end of the year. Therefore, as of today, resorting to international purchases remains essential to avoiding pipeline breaks. In order to gradually increase local purchases year after year, the supply chain unit is continuously updating its roster of local suppliers and provides training to farmers organizations to increase their participation and success rate in WFP calls for tenders.

In addition to the purchases of locally grown food, WFP purchased 3,306 metric tonnes of imported commodities from local suppliers. This means that WFP locally purchased a total of 5,323 metric tonnes of local and imported food, as shown in the table below. WFP also purchased 5,034 metric tonnes of food through its Global Management Facility Purchases (GCMF). The GCMF allows WFP to better time its purchases in accordance with the markets, and this can significantly shorten the delivery times for operations.



Annual Food Purchases for the Country (mt)

Commodity	Local	Regional/International	Total
Beans	-	168	168
Iodised Salt	128	-	128
Peas	-	272	272
Rice	5,195	-	5,195
Vegetable Oil	-	93	93

Commodity	Local	Regional/International	Total
Total	5,323	532	5,856
Percentage	90.9%	9.1%	

Annual Global Commodity Management Facility Purchases Received in Country (mt)

Commodity	Total
High Energy Biscuits	21
Rice	3,799
Split Peas	461
Vegetable Oil	752
Total	5,034

Implementation of Evaluation Recommendations and Lessons Learned

WFP is committed to continuously strive to identify more suitable and effective ways to implement its programmes. In this effort, WFP in Haiti can rely on a comprehensive set of lessons learned and recommendations identified during several recent evaluations, audits and oversight exercises. In particular, in-depth evaluations of WFP Haiti main projects were conducted by consultancy firms in 2014 for DEV 200150, in 2016 for PRRO 200618, and in 2017 for the Home Grown School Meals pilot project.

Based on recent evaluations and lessons learned, in 2017 WFP mainly focused on:

- **Monitoring:** WFP worked to improve monitoring by introducing a hotline, the use of a call centre and electronic data collection with the aim of strengthening Accountability to Affected Population (AAP);
- **Local purchases:** WFP continued to increase local purchases to reduce lead-time and stimulate the local economy;
- **Cash-based transfers:** WFP rolled out its SCOPE platform to improve the management of beneficiary lists and payments, as well as to facilitate the reconciliation of planned and actual figures;
- **Contingency stock:** WFP introduced a new modality based on standby contracts, which allows for the quick availability of commodities for emergency response at a lower cost;
- **Programme design:** WFP used a new approach (3PA) aimed at improving the design and implementation of resilience activities to maximize programme impact. The 3PA approach provides an analysis and recommendations at three levels: national, departmental, and communal;
- **Social Protection:** WFP continued to promote the importance of designing and implementing shock-responsive social protection systems for vulnerable groups that are increasingly affected by recurrent and more intense crises.

Project Results

Activities and Operational Partnerships

For the Government of Haiti, school meals are at the intersection of several national priorities: food security, education, social protection and local agricultural production. In the national context, school meals are an important social safety net in fighting food insecurity and it complements government efforts to guarantee basic education for all children, increase enrolment and retention rates, as well as pre-empt short-term hunger that impairs children's learning abilities. It is also support for the local economy when school meals programmes procure food commodities locally.

The Government has set up and leads a national school meals working group (Table Sectorielle de l'Alimentation Scolaire), which includes representatives of the Government, donors, NGOs, international organisations and civil society, and coordinates the support for the national school meals programme and thus avoids the duplication of efforts. The Government aims to build by 2030 a strong public school system and a nationally owned, funded and managed school meals programme linked to local agriculture. This vision is embodied in the National School Feeding Policy and Strategy approved in 2016, which has been developed with WFP's technical support.

Aligned with the national policy and strategy, WFP's development project responds to the Government request for support in establishing a national school meals programme by 2030 that primarily uses domestically grown produce from local farmers to provide balanced and nutritious meals to children. The specific objectives of the programme are to help ensure that primary school children remain in school, to improve educational and nutrition levels, and to enhance government capacity for the sustainable management of its national school meals programme. The latter includes the provision of significant support for policy development. In addition, WFP aims to scale up local purchases in Haiti and thereby stimulate the local economy and agriculture.

With an approved budget of USD 128 million, the project aimed to distribute mid-day hot meals to 488,500 school age children in the Haitian public school system in 2017. This is complemented by a home-grown school meals project to provide 15,000 children with nutritious and diversified seasonal menus including staple commodities, fresh fruit and vegetables produced locally by small holder farmers.

For the school meals programme in 2017, WFP received generous contributions from three main donors, private sector funds and individuals donations through WFP's 'Share the Meal' application. Despite these contributions, overall resources for the school meals programme declined in 2017, and WFP had to reduce the number of beneficiary children by 23 percent.

This WFP development project comprised three main activities as detailed below, (1) provision of school meals, (2) linking of school meals to local agriculture and (3) national capacity development:

Strategic Objective: Reduce under nutrition and break the intergenerational cycle of hunger (SO4)

Outcome 1: Increased access to education and greater priority given to human capital in schools receiving WFP assistance

Outcome 2: Nutritional status of the targeted boys and girls improved

Activity: Nutrition-sensitive school meals programmes in nine out of ten departments

In accordance with the Government, WFP targeted nine out of ten departments in Haiti, particularly public primary schools in rural areas. To complement the limited coverage of public schools, some private and community schools were also included in the programme on account of the high levels of vulnerability and food insecurity of their communities. The criteria approved by the Government for school selection have not changed since 2013. Schools must be recognized by national authorities and have adequate infrastructure in place (canteens, storage, and proper kitchens), access to water and sanitation as well as functioning school committees.

A total of six local partner NGOs were responsible for food deliveries, training of school canteen committees and kitchen staff, as well as for activities reporting. WFP focused on programme design, robust monitoring and evaluations, implementation of innovations and support to national institutions.

School children received hot meals based on a daily ration of 165 grams composed of cereals (rice, bulgur wheat or maize meal), pulses (peas or beans), fortified vegetable oil and iodized salt. The daily school meals ration represented approximately 40 percent of the recommended daily intake for school children (585 kcal/meal).

In 2017, micronutrient powders were also included in the food basket for distribution in three of the nine Haitian departments benefiting from the school meals programme (Ouest, Sud-Est and Artibonite). This initiative to enrich school meals to fight the high levels of anaemia and other nutritional deficiencies among children, was based on the

Memorandum of Understanding signed in April 2016 by WFP and Nutrition International (NI, formerly the Micronutrient Initiative). A study was conducted by NI to inform the project implementation and awareness campaigns, and more specifically, the behavioural change strategy. WFP's cooperating partners were mobilized and trained by NI, and a phased approach was adopted for training at school and community levels.

In partnership with the University of Montreal, NI coordinated and conducted a study on the prevalence of anaemia in order to estimate nutritional impact by comparing beneficiaries of school meals with and without micronutrients. A baseline (before the addition of micronutrient powders to school meals) was concluded in 2017 showing a prevalence of anaemia in approx. 46 percent of the children. The follow-up data collection (after at least 6 months of intervention) will take place early in 2018. Results will be shared with the Government to inform policy development and decision-making regarding options for food fortification.

In many schools, parents provided complementary items and condiments (such as tomato paste, garlic, dried fish and cloves), while cooperating partners introduced the moringa plant through school gardens, as prioritized in the National School Feeding Policy and Strategy. Moringa can be added to meals either as a green leaf or as powder. Parents also provided small financial contributions for fuel purchase and the remuneration of cooks, and they participated in school committees and prepared the meals.

In an effort to reduce deforestation, WFP reviewed its energy strategy for the preparation of school meals, which typically relies on wood and charcoal. To find alternatives to reduce cooking time and create a healthier environment for food preparation, WFP reached out to the private sector and local organizations. With their inputs, and based on a cost-benefit analysis, the results of a tendering exercise and previous experiences, WFP will apply a gradual and context-adapted approach to the use of natural gas stoves and more traditional fuel-efficient stoves.

Strategic Objective: Reduce undernutrition and break the intergenerational cycle of hunger (SO4)

Outcome 3: Increase government capacities to pursue and expand a sustainable school meals programme

Activity: Linking school meals purchases to local agriculture in line with current efforts and the strategy supported by the Ministries of Agriculture and of Education

In line with the government priority of supporting local economies and agriculture, WFP further linked school meals with local markets. In 2017, WFP purchased rice and salt from smallholder farmers' associations.

WFP continued working with the Ministry of Agriculture, at central and decentralized levels, in establishing and updating the lists of national producers of staple food. The lists of potential suppliers included smallholder farmers' organizations from various departments, and details on their technical capacity and productivity. While focusing mostly on rice, the school meals programme in 2017 explored corn production in the South department (an extensive agriculture area affected by Hurricane Matthew in 2016). WFP supported the training of farmers and small-scale farmers' organizations in post-harvest management, quality control, stock handling and financial management.

Initially supported by a complementary trust fund and then mainstreamed to the DEV project in 2017, WFP continued implementing its home-grown school feeding model in the Nippes department. Due to its operational success and support by the Government, it was possible to increase the project's coverage from 3,500 in 2015 to approximately 13,500 students in 2017. Children received nutritious and diversified seasonal menus including cereals, pulses, fresh vegetables, tubers and milk, produced locally in nearby areas by smallholder farmers. WFP continued to strengthen this model in view of a progressive roll-out in other departments with strong agricultural potential, scaling-up the autonomous implementation of locally sourced school meals in Haiti.

In the context of the home-grown school feeding activities in Nippes, the project drew on WFP work developed in Central America to adapt a methodology to evaluate and monitor change in small-holder farmers' organisations. To improve the targeting of capacity strengthening activities, a scoring system was developed to rate four sub-categories: administrative competencies, services to members, infrastructure and assets, and dependency on humanitarian/development agencies or the state.

Strategic Objective: Reduce undernutrition and break the intergenerational cycle of hunger (SO4)

Outcome 3: Increase in government capacities to pursue and expand a sustainable school meals programme

Outcome 4: Solutions to combating hunger identified and incorporated in national policies

Activity: Capacity development and strengthening national capacities

In 2017, WFP pursued its capacity strengthening strategy that encompasses the five pillars of SABER (Systems Approach for Better Education Results) and emphasizes (1) policy frameworks, (2) financial capacity, (3) institutional capacity and coordination, (4) design and implementation, and (5) community participation. In line with this strategy, WFP continued providing senior technical support and assumed a leading role in advocating the

implementation of the National School Meals Policy and Strategy. On account of the changes in government counterparts, it was decided to conduct the next SABER exercise in 2018.

In addition, WFP continued to facilitate the working group on School Meals Policy and Strategy (Table Sectorielle Alimentation Scolaire). The working group is a national governance body and coordination mechanism for school meals programmes. It aims primarily to align school meals operators with the national policy. The working group is composed of representatives of the National School Canteens Programme (PNCS), the ministries of Education, Social Affairs, Agriculture, and Health, as well as donors, NGOs and the private sector. Under the government vision and leadership, WFP coordinated the consultative process and helped build consensus among different stakeholders.

In addition to a long-term partnership with the ministries of Education, Agriculture and Health, WFP continued to implement its agreement with the PNCS as established in December 2015. Activities included joint visits to schools, the reinforcement of capacity at central and local levels with regard to monitoring and evaluation, the maintenance of databases, data analysis, budgeting, and food quality control. WFP also facilitated south-south exchanges and participation of the PNCS in regional school meals events, for example in the 8th Regional Latin-American and Caribbean School Feeding Seminar held in Mexico in April 2017.

Results

In line with WFP Strategic Objective 4, this project aimed to increase access to education, the nutritional status of the targeted children, government capacities to pursue and expand a sustainable school meals programme and to identify solutions to reduce food insecurity and incorporate them into national policies.

Strategic Objective: Reduce undernutrition and break the intergenerational cycle of hunger (SO4)

Outcome 1: Increased access to education and greater priority given to human capital in schools receiving WFP assistance

Outcome 2: Nutritional status of the targeted boys and girls improved

Activity: Nutrition-sensitive school meals programmes in nine out of ten departments

In 2017, WFP assisted 379,026 children in around 1,400 schools across Haiti, making the school meals programme the single largest food safety net in Haiti. For many families, school meals are an incentive to keep their children in school and a significant relief on household expenditures.

Due to insufficient funding, WFP reduced the number of school children assisted during the school years 2016/17 and 2017/18 by 23 percent in comparison to the 490,000 children supported in 2016. To minimize the effect of limited resources, WFP undertook a strict monitoring of the exact number of students per school in order to keep the maximum possible number of schools in the programme. In addition, the schools which showed no satisfactory day-to-day functioning and governance of the canteen were excluded.

The food basket provided by WFP was adapted to local dietary habits and it covered basic nutritional needs. Hot meals were based on a daily ration composed of cereals, pulses, fortified vegetable oil and iodized salt. Although 93 percent of the children appreciated the meal, they suggested better preparation, good seasoning and more variety. WFP is looking into lessons learned from its ongoing home-grown school meals pilot project in Nippes department to inform scalable models of incorporating local fresh foods into the daily meals.

A number of external conditions affected the school meals operation negatively throughout the year: water and fuel shortages, strikes and school closures due to unpaid salaries, insecurity, absence of cooks, and inaccessible roads due to weather conditions (like Hurricane Irma and the aftermath of Hurricane Matthew). Securing parents' contributions also remained an important challenge to programme implementation. As a result of these disruptions, school meals could only be provided on 65 percent of the planned school days (on average 117 days out of the 180 according to the official calendar of the Ministry of Education). Schools distributed on average only four meals a week instead of the planned five.

By providing school meals, school attendance as well as learning improved. Hurricane Matthew led to a reduced enrolment rate at the beginning of the school year, but enrolment increased steadily throughout 2017. The relatively stable retention shows that parents appreciate the meals and also the importance Haitians give to early education for their children. Another positive result was that almost 70 percent of the students passed their year, well above the set target of 60 percent. Girls' pass rate was slightly better than of boys and their enrolment remained more or less stable.

Preparing for school year 2017/18, 112 teachers and 42 school directors were trained on literacy curriculum "Ann Ale" methodology and classroom management. Also, 67,852 Creole and French reading kits (Ann Ale materials) as

well as study supplies were distributed to 41 schools in the Ouest department. The materials include reading textbooks, workbooks and guides distributed to teachers and students in the first and second grade classes. The materials distributed to directors and teachers will enable them to provide appropriate early grade literacy instruction.

WFP cooperating partners provided schools with eating and cooking utensils to enable them to cook and serve meals under hygienic conditions. While a high number of school committees were found to be functional, food management and preparation still need improvements. Due to the lack of national investment or complementary partnerships, the infrastructure of schools remained an issue, with water supply, hygiene and sanitation well below international standards.

WFP cooperating partners sensitized communities and trained schools on best practices to implement school meals programmes. 84 percent of the cooks were trained as planned on nutrition and healthy cooking as well as hygiene principles. More than 77 percent of planned teachers and school meals committee members (including 90 percent of all headmasters) were trained in the programme implementation, namely on storage practices, commodities management and reporting so as to minimize food loss, as well as on food safety in order to reduce health-related problems. In total over 7,000 people were trained in 2017. By end of the school year 2017/18, all cooks, schools directors, teachers and school committee members will have received the trainings mentioned above.

Deworming was undertaken by cooperating partners for over 60,000 children, with 83 percent of the targeted girls and 82 percent of the targeted boys received treatment. This complementary activity was supported by UNICEF, WHO, the Ministry of Education, the National School Canteens Programme (PNCS), and the Ministry of Health. It was part of an effort to scale up deworming coverage for all school meals beneficiaries in coming years.

To contribute to improving dietary diversity, cooperating partners maintained 128 school gardens in collaboration with the communities. This complementary activity focused, in alignment with the national policy for school meals, on the distribution of moringa plants. In the department of Artibonite 33,650 moringa plants were planted or given to children's families.

In 2017, micronutrient supplements were consumed by around 200,000 children, 10 days a month, to address high levels of anaemia and other nutritional deficiencies currently prevalent among 46 percent of primary school age children. WFP food assistance monitors, staff from the Ministry of Health, cooperating partners and cooks received a two-day training on the use of micronutrients in school meals. The joint implementation of diet diversification, deworming and micronutrient supplementation created an integrated strategy to achieve an enhanced nutritional status of children.

Strategic Objective: Reduce undernutrition and break the intergenerational cycle of hunger (SO4)

Outcome 3: Increase in Government capacities to pursue and expand a sustainable school meals programme

Activity: Linking school meals purchases to local agriculture in line with current efforts and the strategy supported by the Ministries of Agriculture and of Education

WFP received around 2,000 metric tonnes of locally grown rice and locally produced salt for its school meals programme in 2017. This was below the quantities planned and ordered to be purchased locally in this year (2,680 metric tonnes). This deficit vis-à-vis targeted quantities is due to long-term challenges of the local supply chain in terms of the availability, quality and regularity of deliveries. To progress towards a significant increase in the proportion of local food in the school meals programme, WFP is committed to continue strengthening the capacity of local producers and suppliers.

Currently WFP has 13 agricultural producers' organisations included in its central list of vetted suppliers. In addition, WFP's home-grown school meals project in Nippes department is supplied by a network of 53 local small-holder farmers' organisations. Such a decentralized approach allowed for the creation of a supply-chain providing products for a diversified seasonal menu including cereals, pulses, fresh vegetables, root tubers, produced locally in the area of the schools that receive the food. In 2017, schools participating in the Home Grown School Meals project received cash transfers which allowed them to purchase 150 metric tonnes of local products, including dry and fresh food, covering all distribution needs of the beneficiary schools.

Strategic Objective: Reduce undernutrition and break the intergenerational cycle of hunger (SO4)

Outcome 3: Increase in Government capacities to pursue and expand a sustainable school meal programme

Outcome 4: Solutions to combating hunger identified and incorporated in national policies

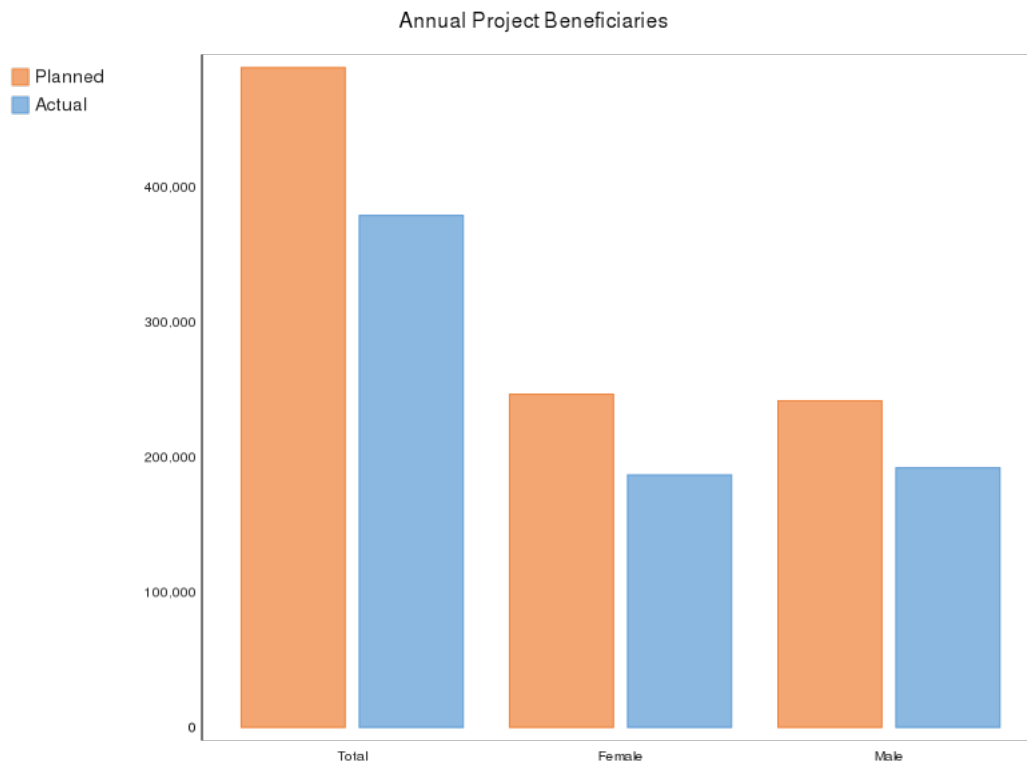
Activity: Capacity development and strengthening national capacities

WFP supported the roll-out of the National School Feeding Policy and Strategy, with a dedicated senior technical advisor working directly in the Ministry of Education. As a next step on its implementation, and within the framework of the formulation of the first National School Canteen's Operation Manual, WFP provided orientations to the new National School Canteens Programme (PNCS) coordination team on the various school meals modalities implemented by operating partners.

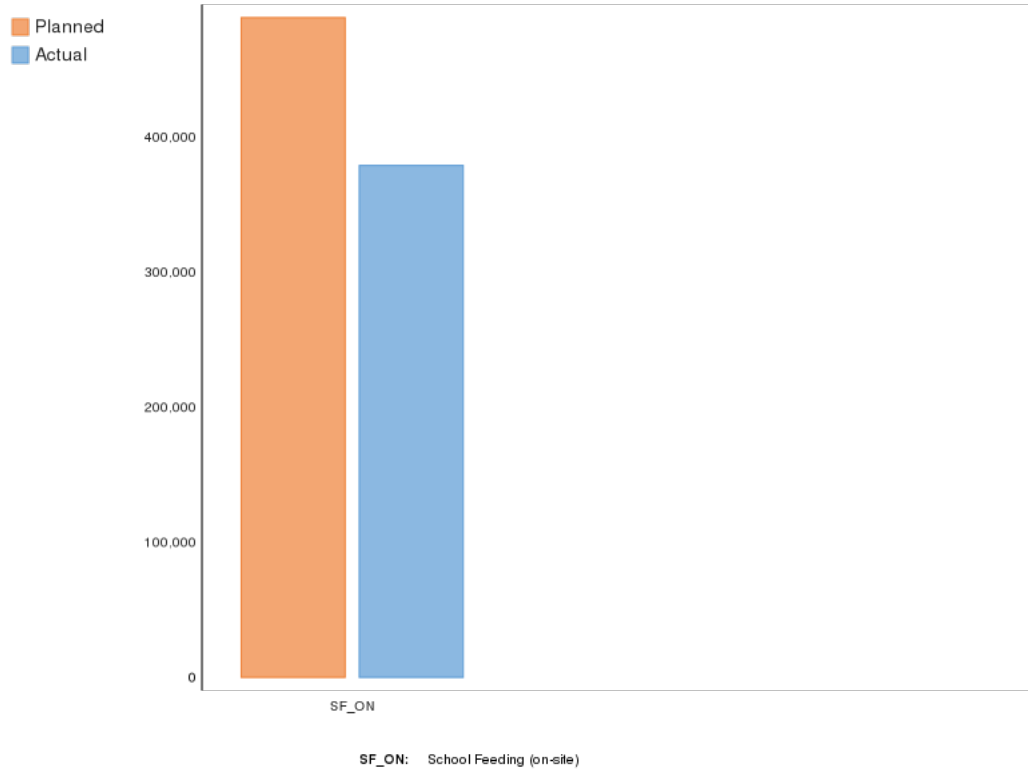
In particular, WFP worked with government stakeholders and school meals operators to analyze the pros and cons of each specific school meals modality. WFP coordinated field study visits for PNCS staff to schools supported by the World Bank, USAID, Mary's Meals, FOME and WFP in the Central Plateau, Nippes and Grand'Anse departments throughout 2017.

In October 2017, a draft version of the National School Canteen's Operation Manual was submitted to the Minister of Education for his orientations on the next steps of the validation process. WFP also supported PNCS with office equipment (computers, office furniture) and three vehicles to reinforce the capacities and working conditions of their head and field offices.

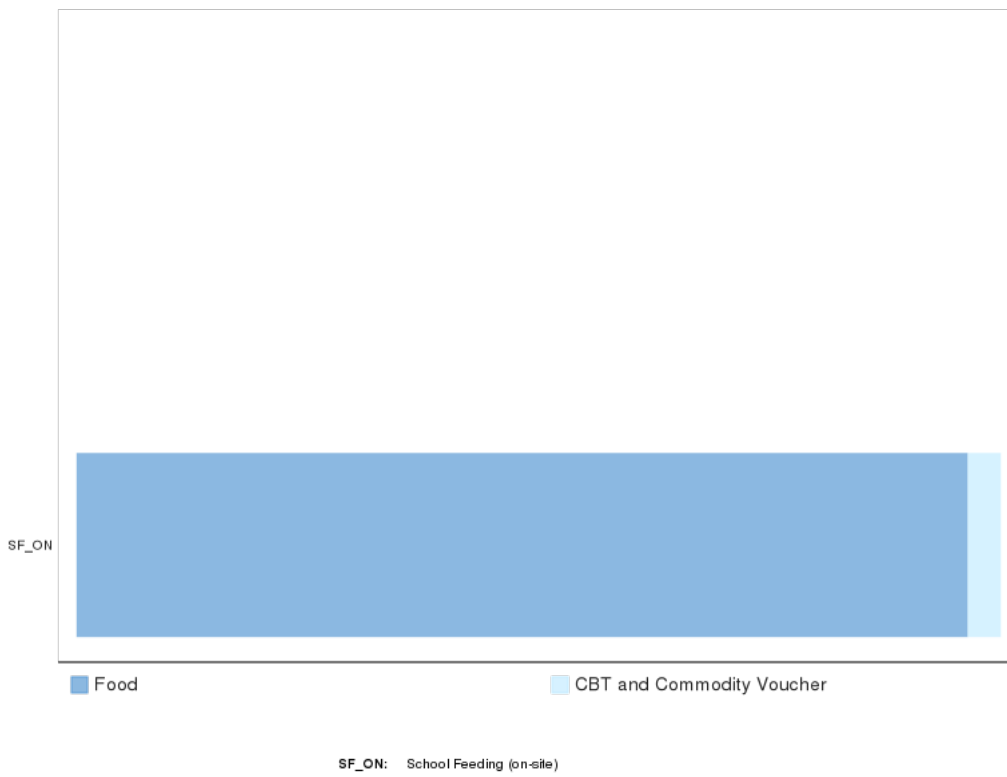
WFP facilitated the participation of Haiti in the 8th Regional Latin-American and Caribbean School Feeding Seminar held in Mexico in April 2017. The delegation was composed of the Minister of Education, the co-presidents of the school meals working group (Table Sectorielle Alimentation Scolaire) and the WFP country director. This platform was an opportunity for the Haitian delegation to present its first National School Feeding Policy and Strategy to a regional audience. The event contributed to the momentum among the new leaders at the Ministry of Education for the implementation of the national policy.



Annual Project Beneficiaries by Activity



Modality of Transfer by Activity





Annual Project Food Distribution

Commodity	Planned Distribution (mt)	Actual Distribution (mt)	% Actual v. Planned
Beans	-	36	-
Bulgur Wheat	-	1,417	-
Iodised Salt	401	166	41.5%
Maize Meal	-	7	-
Micronutrient Powder	31	4	12.1%
Nuts	500	470	93.9%
Peas	2,367	1,252	52.9%
Rice	9,468	3,740	39.5%
Vegetable Oil	801	439	54.8%
Total	13,568	7,532	55.5%



Cash Based Transfer and Commodity Voucher Distribution for the Project (USD)

Modality	Planned (USD)	Actual (USD)	% Actual v. Planned
Cash	599,280	135,103	22.5%
Total	599,280	135,103	22.5%

Performance Monitoring

During 2017, WFP Haiti undertook a significant revision of the project's implementation strategies as well as of its monitoring, control, analysis, and reporting tools in order to enhance performance monitoring and ensure timely and informed decision-making.

On the operational side, for school year 2017/18, WFP took over from cooperating partners all transport responsibilities for food delivery to schools in five out of nine departments. That allowed cooperating partners to focus on reinforcing school committee capacities, in addition to their broader monitoring and reporting responsibilities. At the same time, WFP regained increased control and overview of deliveries.

WFP strengthened contractual agreements with cooperating partners, including standardized operational plans with detailed roles/responsibilities and specified sanctions in cases of under-performance. As part of these efforts, WFP conducted a comprehensive retendering for the 2017/18 school year selecting both new and confirming current cooperating partners. In selected cases, these signed contracts included performance strengthening plans.

WFP also established standardized contracts between schools, cooperating partners and local education departments, which defined roles and responsibilities for management of food stocks, including sanction mechanisms in case of wrongdoing.

WFP also started collaboration with an external and independent 'Call Center' to directly and pro-actively contact school directors after each delivery in order to check whether quantities received are correct and the expected activities have been implemented by cooperating partners. The Call Center has been an efficient tool to remotely identify bottlenecks in the programme that could impede the achievement of the results sufficiently early on when remedial action can still be taken. In addition, the country office set up an internal 'Hotline' to collect beneficiary

feedback/complaints regarding activities in progress. In this context, food aid monitors (FAM) and cooperating partners were extensively trained on the programme's revised monitoring and evaluation system.

To enhance data collection and analysis, the WFP school meals database was updated to facilitate data entry by cooperating partners, including built-in control functions for quality and coherence. Tablets were continued to be used by food aid monitors to collect data in the field, allowing for real time transmission to the country office's server for timely analysis and reporting on school meals performances. In all visits, beneficiary children and members of school management committees were interviewed using standard questionnaires. In 2017, WFP started the development of a dashboard and Standard Operating Procedures (SOPs) for data triangulation and reconciliation (between WFP, school reports, call centre and cooperating partners' reported data).

The Ministry of Education and the National School Canteens Programme (PNCS) participated, through their decentralized structures in Haiti's different departments, in joint field visits to monitor the implementation of the WFP school meals programme. In 2017, 35 percent of WFP missions were carried out in collaboration with cooperating partners and/or government representatives.

Concerning outcomes, a representative sampling of the schools participating in WFP schools meals allowed the collection of quality data on indicators. Data collection took place in November 2017 by food aid monitors and cooperating partners in collaboration with local Bureau of School District (BDS) that regularly gathers data on school attendance, enrolment and pass rate. It helps to see how this collaboration can be strengthened in the future, and how to enable local BDS to provide quality data in an electronic format.

A baseline study for the new components of the programme (literacy and WASH activities) was completed in 225 participating and non-participating schools in 2017. In addition, in preparation for 2018, a lessons learned exercise was conducted in order to inform and provide recommendations for future programme implementation.

Progress Towards Gender Equality

The Government of Haiti has made efforts in recent years to provide equal opportunities for boys and girls in basic education. Unlike many countries where WFP works, the gender gap in Haitian primary schools is not significant as education is highly valued by Haitians for boys and girls alike. This explains why the ratio of boys and girls is almost 50 percent. However, in higher grades the gender gap gradually widens.

WFP supported government efforts and, in line with its own internal policy, promoted gender parity in the enrolment in, and attendance of, primary schools. The National School Feeding Policy and Strategy, in the development of which WFP played an essential role, included gender equality as a guiding principle.

Joint efforts were undertaken with the Ministry of Agriculture to link school meals with local purchases and incorporate a gender equality component in developing the capacity of both men and women farmers to provide food to the programme.

In rural areas of Haiti, it is mainly women who harvest, process, store, transport and sell products. Moreover, it is the women who prepare and cook the food. Therefore, the school meals programme in 2018 will make conscious efforts towards a greater use of women's expertise in harvesting, processing, storing, transporting and purchasing commodities in its supply chain.

In 2017, the number of women in leadership positions in school committees decreased slightly (by 3 per cent to 41 per cent). WFP is, however, strengthening its efforts to increase gender parity through awareness sessions and training. The number of women in committees who received training increased from 40 percent in 2016 to 70 percent by the end of 2017.

The school meals programme has enormous potential to become a platform for behaviour change towards gender equality. In 2017, WFP started discussions on specific training and campaigns for main beneficiaries and stakeholders of its programme (students, teachers, headmasters, parents, communities, suppliers). These could include topics like women's economic autonomy, engagement of men and boys in non-traditional male roles, gender-based violence, gender-sensitive nutrition, etc.

All monitoring tools of the school meals programme were designed to allow WFP to emphasize data analysis geared to informing gender sensitive programmes. Data collection was disaggregated by gender and gender specific reasons for school drop-outs were monitored. For example, the state of school latrines, which is very important for girls, was monitored in order to identify any potential issues or gaps early on.

Protection and Accountability to Affected Populations

To ensure systematic and meaningful engagement of all beneficiaries, WFP surveyed their satisfaction and preferences regarding the school meals programme during every school visit. In 2017, 93 percent of the interviewed students indicated satisfaction with the meals provided. Such direct feedback yields valuable input and allows for cross-reference with the information collected from directors, school committees, communities and partners. Students were also given the opportunity to make suggestions for improvement.

WFP continually works to inform children of the programme. Partners especially asked schools to make sure information was displayed and available. In 2017, around 80% of the children were at least partially aware of their entitlements and of the complaint mechanisms.

To strengthen programme accountability and to encourage communities, beneficiaries, schools and parents to voice concerns and report irregularities regarding the school meals programme, WFP established in 2017 two complaint and feedback mechanisms: a 'Call Center' and a 'Hotline'. Both were designed to strengthen two-way communication and facilitate the dialogue with beneficiaries.

Almost none of the surveyed beneficiaries experienced security problems on their way to school. This finding corresponds to the results in previous years. Isolated temporary school closures due to civil demonstrations generated a feeling of insecurity; however, no serious incidents were reported.

WFP and its cooperating partners insisted on increased protection and accountability in all school meals activities in the school year 2017/18. More specifically, WFP aims to ensure that cooperating partners are transparent to beneficiaries regarding what quantity and what food they will receive and at what frequency. Partners' previous experience in this respect was used as one of the selection and evaluation criteria for cooperating partners. In addition, all monitoring tools were enriched with questions regarding beneficiaries' perception of security.

Figures and Indicators

Data Notes

Cover page photo © WFP / Lorene Didier.

In 2017, WFP provided a daily hot meal to around 380,000 children across Haiti.

Overview of Project Beneficiary Information

Table 1: Overview of Project Beneficiary Information

Beneficiary Category	Planned (male)	Planned (female)	Planned (total)	Actual (male)	Actual (female)	Actual (total)	% Actual v. Planned (male)	% Actual v. Planned (female)	% Actual v. Planned (total)
Total Beneficiaries	241,856	246,644	488,500	192,142	186,884	379,026	79.4%	75.8%	77.6%
By Age-group:									
Children (5-18 years)	241,856	246,644	488,500	192,142	186,884	379,026	79.4%	75.8%	77.6%
By Residence status:									
Residents	241,856	246,644	488,500	192,281	186,745	379,026	79.5%	75.7%	77.6%

Participants and Beneficiaries by Activity and Modality

Table 2: Beneficiaries by Activity and Modality

Activity	Planned (food)	Planned (CBT)	Planned (total)	Actual (food)	Actual (CBT)	Actual (total)	% Actual v. Planned (food)	% Actual v. Planned (CBT)	% Actual v. Planned (total)
School Feeding (on-site)	478,500	13,500	488,500	379,026	14,052	379,026	79.2%	104.1%	77.6%

Annex: Participants by Activity and Modality

Activity	Planned (food)	Planned (CBT)	Planned (total)	Actual (food)	Actual (CBT)	Actual (total)	% Actual v. Planned (food)	% Actual v. Planned (CBT)	% Actual v. Planned (total)
School Feeding (on-site)	478,500	13,500	488,500	379,026	14,052	379,026	79.2%	104.1%	77.6%

Participants and Beneficiaries by Activity (excluding nutrition)

Table 3: Participants and Beneficiaries by Activity (excluding nutrition)

Beneficiary Category	Planned (male)	Planned (female)	Planned (total)	Actual (male)	Actual (female)	Actual (total)	% Actual v. Planned (male)	% Actual v. Planned (female)	% Actual v. Planned (total)
School Feeding (on-site)									
Children receiving school meals in primary schools	241,856	246,644	488,500	192,142	186,884	379,026	79.4%	75.8%	77.6%
Total participants	241,856	246,644	488,500	192,142	186,884	379,026	79.4%	75.8%	77.6%
Total beneficiaries	241,856	246,644	488,500	192,142	186,884	379,026	79.4%	75.8%	77.6%

Project Indicators

Outcome Indicators

Outcome	Project End Target	Base Value	Previous Follow-up	Latest Follow-up
SO4 Reduce undernutrition and break the intergenerational cycle of hunger				
Reduced undernutrition, including micronutrient deficiencies among children aged 6-59 months, pregnant and lactating women, and school-aged children				
Average number of schooldays per month on which multi-fortified foods or at least 4 food groups were provided				
<i>NATIONAL LEVEL, Project End Target: 2017.12, Base value: 2015.06, WFP survey, Previous Follow-up: 2016.12, WFP programme monitoring, Latest Follow-up: 2017.11, WFP programme monitoring</i>	=16.00	0.00	0.00	10.00
Prevalence of iron deficiency anaemia (IDA) among school boys (% , Hb<115g/L for 5-11 years, Hb<120g/L for 12-14 years)				
<i>NATIONAL LEVEL, Project End Target: 2017.12, Base value: 2017.01, Joint survey</i>	<47.00	47.00	-	-
Prevalence of iron deficiency anaemia (IDA) among school girls (% , Hb<115g/L for 5-11 years, Hb<120g/L for 12-14 years)				
<i>NATIONAL LEVEL, Project End Target: 2017.12, Base value: 2017.01, Joint survey</i>	<45.00	45.00	-	-
Prevalence of iron-deficiency anaemia (IDA) among school children (% , Hb<115g/L for 5-11 years, Hb<120g/L for 12-14 years)				
<i>NATIONAL LEVEL, Project End Target: 2017.12, Base value: 2017.01, Joint survey</i>	<46.00	46.00	-	-
Increased equitable access to and utilization of education				

Outcome	Project End Target	Base Value	Previous Follow-up	Latest Follow-up
Retention rate in WFP-assisted primary schools				
<i>NATIONAL LEVEL, Project End Target: 2017.12, Base value: 2014.12, WFP programme monitoring, Previous Follow-up: 2016.12, WFP programme monitoring, Latest Follow-up: 2017.12, WFP programme monitoring</i>	>95.50	95.50	92.20	91.80
Retention rate (girls) in WFP-assisted primary schools				
<i>NATIONAL LEVEL, Project End Target: 2017.12, Base value: 2014.12, WFP programme monitoring, Previous Follow-up: 2016.12, WFP programme monitoring, Latest Follow-up: 2017.12, WFP programme monitoring</i>	>95.00	95.00	92.00	91.60
Retention rate (boys) in WFP-assisted primary schools				
<i>NATIONAL LEVEL, Project End Target: 2017.12, Base value: 2014.12, WFP programme monitoring, Previous Follow-up: 2016.12, WFP programme monitoring, Latest Follow-up: 2017.12, WFP programme monitoring</i>	>96.00	96.00	92.40	92.00
Enrolment: Average annual rate of change in number of children enrolled in WFP-assisted primary schools				
<i>NATIONAL LEVEL, Project End Target: 2017.12, Base value: 2014.12, WFP programme monitoring, Previous Follow-up: 2016.12, WFP programme monitoring, Latest Follow-up: 2017.12, WFP programme monitoring</i>	>6.00	9.00	5.10	4.95
Enrolment (girls): Average annual rate of change in number of girls enrolled in WFP-assisted primary schools				
<i>NATIONAL LEVEL, Project End Target: 2017.12, Base value: 2014.12, WFP programme monitoring, Previous Follow-up: 2016.12, WFP programme monitoring, Latest Follow-up: 2017.12, WFP programme monitoring</i>	>6.00	8.00	5.40	4.29
Enrolment (boys): Average annual rate of change in number of boys enrolled in WFP-assisted primary schools				
<i>NATIONAL LEVEL, Project End Target: 2017.12, Base value: 2014.12, WFP programme monitoring, Previous Follow-up: 2016.12, WFP programme monitoring, Latest Follow-up: 2017.12, WFP programme monitoring</i>	>6.00	10.00	4.80	5.62
Pass rate in WFP-assisted primary schools				
<i>NATIONAL LEVEL, Project End Target: 2017.12, Base value: 2015.06, Secondary data, Previous Follow-up: 2016.12, WFP programme monitoring, Latest Follow-up: 2017.12, WFP programme monitoring</i>	>60.00	50.00	80.20	73.10
Pass rate (girls) in WFP-assisted primary schools				
<i>NATIONAL LEVEL, Project End Target: 2017.12, Base value: 2015.06, Secondary data, Previous Follow-up: 2016.12, WFP programme monitoring, Latest Follow-up: 2017.12, WFP programme monitoring</i>	>60.00	50.00	81.10	74.00
Pass rate (boys) in WFP-assisted primary schools				
<i>NATIONAL LEVEL, Project End Target: 2017.12, Base value: 2015.06, Secondary data, Previous Follow-up: 2016.12, WFP programme monitoring, Latest Follow-up: 2017.12, WFP programme monitoring</i>	>60.00	50.00	79.20	72.40
Ownership and capacity strengthened to reduce undernutrition and increase access to education at regional, national and community levels				

Outcome	Project End Target	Base Value	Previous Follow-up	Latest Follow-up
Hand-over strategy developed and implemented [1=not achieved; 2=partially achieved; 3=achieved]				
<i>NATIONAL LEVEL, Project End Target: 2017.12, Base value: 2015.06, Secondary data, Previous Follow-up: 2016.12, WFP programme monitoring, Latest Follow-up: 2017.11, WFP programme monitoring</i>	=2.00	1.00	1.00	1.00
Project-specific				
Food purchased from regional, national and local suppliers, as % of food distributed by WFP in-country				
<i>NATIONAL LEVEL, Project End Target: 2017.12, Base value: 2015.06, Secondary data, Previous Follow-up: 2016.12, Secondary data, Latest Follow-up: 2017.11, Secondary data</i>	=20.00	10.00	19.00	34.00

Output Indicators

Output	Unit	Planned	Actual	% Actual vs. Planned
SO4: Capacity Development - Strengthening National Capacities				
Number of government/national partner staff receiving technical assistance and training	individual	74	74	100.0%
Number of technical assistance activities provided	activity	4	4	100.0%
SO4: Local Purchases				
Number of smallholder farmers supported by WFP	individual	13	13	100.0%
Quantity of food purchased locally through local purchases	metric ton	2,681	2,019	75.3%
SO4: School Feeding (on-site)				
Number of boys in WFP-assisted schools who received deworming treatment at least once during the year	individual	37,276	30,405	81.6%
Number of cooks trained in nutrition and healthy cooking	individual	2,031	1,713	84.3%
Number of girls in WFP-assisted schools who received deworming treatment at least once during the year	individual	39,325	32,604	82.9%
Number of headmasters trained in school feeding management	individual	1,181	1,062	89.9%
Number of primary schools assisted by WFP	school	1,400	1,466	104.7%
Number of school staff and school committee members trained by WFP in school feeding programme design, and implementation in model schools	individual	5,781	4,455	77.1%
Number of schools with revitalised school gardens	school	128	128	100.0%
Number of training sessions/workshop organized	training session	667	654	98.1%
Quantity of kitchen utensils distributed (plates, spoons, cooking pots etc.)	tool	10,418	10,391	99.7%

Gender Indicators

Cross-cutting Indicators	Project End Target	Base Value	Previous Follow-up	Latest Follow-up
Proportion of women beneficiaries in leadership positions of project management committees				
<i>HAITI, School Feeding, Project End Target: 2017.12, Base value: 2014.12, Previous Follow-up: 2016.12, Latest Follow-up: 2017.12</i>	>50.00	47.00	44.76	41.00
Proportion of women project management committee members trained on modalities of food, cash, or voucher distribution				
<i>HAITI, School Feeding, Project End Target: 2017.12, Base value: 2014.12, Previous Follow-up: 2016.01, Latest Follow-up: 2017.12</i>	>60.00	42.52	42.13	70.81

Protection and Accountability to Affected Populations Indicators

Cross-cutting Indicators	Project End Target	Base Value	Previous Follow-up	Latest Follow-up
Proportion of assisted people (men) who do not experience safety problems travelling to, from and/or at WFP programme site				
<i>HAITI, School Feeding, Project End Target: 2017.12, Base value: 2014.06, Previous Follow-up: 2016.12, Latest Follow-up: 2017.11</i>	=100.00	99.70	97.80	99.20
Proportion of assisted people (women) who do not experience safety problems travelling to, from and/or at WFP programme sites				
<i>HAITI, School Feeding, Project End Target: 2017.12, Base value: 2014.06, Previous Follow-up: 2016.12, Latest Follow-up: 2017.11</i>	=100.00	99.70	97.70	98.30
Proportion of assisted people who do not experience safety problems travelling to, from and/or at WFP programme site				
<i>HAITI, School Feeding, Project End Target: 2017.12, Base value: 2014.06, Previous Follow-up: 2016.12, Latest Follow-up: 2017.11</i>	=100.00	99.70	97.72	98.70

Partnership Indicators

Cross-cutting Indicators	Project End Target	Latest Follow-up
Amount of complementary funds provided to the project by partners (including NGOs, civil society, private sector organizations, international financial institutions and regional development banks)		
<i>HAITI, School Feeding, Project End Target: 2017.12, Latest Follow-up: 2017.12</i>	=1,500,000.00	335,719.00
Number of partner organizations that provide complementary inputs and services		
<i>HAITI, School Feeding, Project End Target: 2017.12, Latest Follow-up: 2017.12</i>	=15.00	10.00
Proportion of project activities implemented with the engagement of complementary partners		
<i>HAITI, School Feeding, Project End Target: 2017.12, Latest Follow-up: 2017.12</i>	=30.00	39.00

Resource Inputs from Donors

Resource Inputs from Donors

Donor	Cont. Ref. No.	Commodity	Purchased in 2017 (mt)	
			In-Kind	Cash
Canada	CAN-C-00473-02	Beans	-	48
Canada	CAN-C-00514-02	Iodised Salt	-	100
Canada	CAN-C-00514-02	Rice	-	2,431
Private Donors	WPD-C-03136-04	Vegetable Oil	-	178
Private Donors	WPD-C-03870-03	Beans	-	120
Private Donors	WPD-C-03870-03	Vegetable Oil	-	64
USA	USA-C-01271-01	Bulgur Wheat	2,040	-
USA	USA-C-01271-01	Peas	510	-
USA	USA-C-01271-01	Vegetable Oil	170	-
		Total	2,720	2,941