

Project Number: 200249 | Project Category: **Country Programme**
Project Approval Date: November 16, 2011 | Planned Start Date: January 01, 2012
Actual Start Date: January 01, 2012 | Project End Date: December 31, 2017
Financial Closure Date: N/A

Contact Info
Paulèle Fall, Communication Officer
paulele.fall@wfp.org

Country Director
Lena Savelli

Further Information
<http://www.wfp.org/countries>
SPR Reading Guidance



Country Programme Senegal (2012-2017)

Standard Project Report 2017

World Food Programme in Senegal, Republic of (SN)



World Food Programme

Table Of Contents

Country Context and WFP Objectives

- Achievements at Country Level
- Country Context and Response of the Government
- WFP Objectives and Strategic Coordination

Country Resources and Results

- Resources for Results
- Supply Chain
- Implementation of Evaluation Recommendations and Lessons Learned

A shift in mindset: WFP's contribution to safety nets and social protection systems in Senegal

Project Results

- Activities and Operational Partnerships
- Results
- Performance Monitoring
- Progress Towards Gender Equality
- Protection and Accountability to Affected Populations
- WFP empowers smallholder farmers productivity and access to functional and inclusive markets

Figures and Indicators

- Data Notes
- Overview of Project Beneficiary Information
- Participants and Beneficiaries by Activity and Modality
- Participants and Beneficiaries by Activity (excluding nutrition)
- Nutrition Beneficiaries
- Project Indicators

Country Context and WFP Objectives



Achievements at Country Level

In 2017, WFP Senegal maintained a valuable presence in the field while strengthening its strategic partnership with the Government of Senegal. The country office effectively implemented a Country Programme and a Protected Relief and Recovery Operation (PRRO), reviewed the office structure and staffing, and facilitated a smooth transition towards Country Strategic Plan (CSP) 2019–2023 through means of a one-year Transitional-Interim Country Strategic Plan (T-ICSP).

Programmatically, WFP made the most effective use of available resources. Within a context of increased food insecurity and malnutrition, continued assistance was provided to vulnerable communities affected by seasonal and recurrent shocks. The country office maintained the implementation of the core activities of previous years (targeted food assistance, malnutrition prevention and treatment, school meals, rural resilience, local purchase), with a greater focus on social protection, disaster risk reduction and capacity development. Under the Country Programme, the number of beneficiaries increased by 66 percent compared to the previous year, although only school meals activities were carried out. Under the PRRO, the number of beneficiaries dropped by 30 percent and the duration of the assistance was reduced for most of the activities due to inadequate funding.

In 2017, cost-effectiveness, efficiency and innovation were enhanced and mainstreamed into all programme management. Through its wide roster of 2,000 authorised retailers, WFP enhanced the use of the voucher modality for all activities. Subsequently, beneficiaries as well as school canteens, were more directly connected to local producers and WFP contributed to boosting local economies. Innovative programme activities such as Purchase from Africans for Africa (PAA) and the Rural Resilience (R4) initiative [1] were mainstreamed into the country office

portfolio and scaled up. The PAA project, which promotes local production, was included in national policies such as the government's triennial priority investment plan. R4 and school meals were also included as core programme activities in the national social protection strategy. Praised by the United Nations Secretary-General during his speech at the COP 21 in 2015, the R4 successfully mobilized USD 10 million from the Green Climate Fund for a four-year intervention, making WFP Senegal the first country office to receive a multi-year contribution from this highly competitive fund.

WFP strengthened its engagement with the Government by further aligning its interventions to national policies. Within this framework, WFP and the Government jointly conducted a national Zero Hunger Strategic Review (ZHSR) which provided a comprehensive analysis of the challenges Senegal faces in achieving Sustainable Development Goal (SDG) 2 by 2030. Through an extensive analysis and consultations involving a wide range of government stakeholders as well as civil society, private sector, donors and international organizations, the ZHSR offered a common and comprehensive view of national food security and nutrition challenges and priority actions, thus benefiting multiple stakeholders in Senegal and informing their action plans. The ZHSR final report was officially presented to the Head of State in December 2017. Its recommendations will be incorporated into future activities by WFP and the Government to achieve SDG 2.

In line with WFP's policy for capacity strengthening and gradual transfer of expertise to the Government for management and ownership of food security, social protection and resilience programmes, the country office continued to develop stakeholders capacities in early warning, food security assessments and analysis, programme design and beneficiaries targeting. Through Vulnerability Analysis and Mapping (VAM) and programme units, capacity strengthening activities enabled the *Secrétariat Exécutif du Conseil National de Sécurité Alimentaire* (SE-CNSA), *Commissariat à la Sécurité Alimentaire* (CSA) and other actors to better monitor hazards, analyse risks and undertake countrywide surveys with minimal technical support. Accountability to affected populations and partners monitoring and evaluation mechanisms were also strengthened. A toll-free number (800 800 802) was set up to enable WFP beneficiaries and other stakeholders to provide feedback on the assistance and the implementation of activities by WFP and its cooperating partners.

These achievements accomplished in 2017 contributed to improving gender equality and women's empowerment especially in rural areas, and also created a good platform and a conducive environment towards building synergies and stronger partnerships for complementarity, better programme results and increased funding.

[1] The R4 initiative is a rural resilience initiative that combines four risks: risk reduction, risk transfer, prudent risk taking and risk reserves.

Country Context and Response of the Government

Senegal, one of the most stable and democratic countries in western Africa, aims to become an emerging country by 2035. With an estimated population of 15 million [1], Senegal is classified as a least developed and low-income food-deficit country. Senegal is ranked 162 out of 188 countries in the 2016 United Nations Development Programme (UNDP) Human Development Index and 120 out of 188 in the Gender Inequality Index. Poverty is high, with a national rate of 46.7 percent, of which 57.1 percent (59.9 percent for households headed by men and 42 percent those headed by women) live in rural areas especially in the south and southeastern part of the country. The economy is heavily dependent on climate-sensitive and subsistence-based sectors, such as agriculture and fishing.

Like most Sahelian countries, food and nutrition insecurity in Senegal is persistent and linked to poverty, environmental degradation and cyclical climate shocks. It is further compounded by inadequate agricultural production due to recurrent droughts, dependency on local markets and high food prices, as well as low household and community resilience capacities. National food insecurity stands at 17 percent on average. In rural areas, this increases to 24 percent, while in urban areas it is 10 percent [2].

Despite progress made in reducing chronic malnutrition, the global acute malnutrition (GAM) rate stands at 9 percent at the national level, while exceeding the emergency threshold of 15 percent in northern and eastern parts of the country [3]. Stunting rates have decreased to an average of 17.1 percent, with higher rates in the southern and eastern regions [4]. The November 2017 *Cadre Harmonisé* analysis indicates that 4 percent of people (550,000) will be in a crisis situation (phase 3), while 25 percent (3.2 million people) will be in a stress situation (phase 2) during the 2018 lean season.

About 49.7 percent of adult men and women are literate. For the age group of young men (14 to 24 years) literacy rate stands at 74.2 percent against 56.2 percent for young women [5]. Progress has been made in increasing access to primary education, with a gross enrolment rate of 88.1 percent in 2017 (boys: 81.1 percent and girls: 93.86 percent). However, with a completion rate of 61.82 percent in 2017 (boys: 55.24 percent and girls: 68.78

percent), the efficiency of the education system remains a major drawback in achieving the 90 percent enrolment target by 2020 [6]. The lack of job opportunities particularly affects people between 18 and 29 years old. An analysis of the unemployment level by age groups revealed that those in the 15-19 years, 20-24 years and 25-29 years brackets have the highest declared unemployment levels at 32.8 percent, 30.5 percent and 27.8 percent respectively [7].

WFP intervenes in all 14 regions of Senegal and aligns its interventions with the Government's priorities outlined in the *Plan Sénégal Émergent* (PSE, Plan for an Emerging Senegal) 2014–2035, the country's socio-economic flagship programme. WFP is also aligned with other national policies [8] such as the *Plan d'Urgence pour la Sécurité Alimentaire* (PUSA, Senegal Emergency Food Security Plan). In addition, WFP supports the Government's efforts to achieve the 2030 sustainable development agenda, particularly Sustainable Development Goal (SDG) 2 and 17, while contributing towards SDGs 1, 4, 5, 13 and 15. WFP's multi-sectoral approach to addressing food and nutrition insecurity, alongside its deep field presence, provides a solid foundation for its partnership with the Government of Senegal. Furthermore, WFP supports the Government's efforts to establish a national food security and resilience strategy and places a strong focus on partners' capacity development. WFP operates under the African Union's 2063 Agenda, the United Nations Development Assistance Framework (UNDAF) 2012–2018 and the United Nations Integrated Strategy for the Sahel (SINUS). The SINUS is an integrated response to the Sahel crisis based on strategic objectives of governance, security and resilience, through the application of the humanitarian-development-peace nexus.

WFP works closely with the *Secrétariat Exécutif du Conseil National de Sécurité Alimentaire* (SE-CNSA, National Food Security Secretariat), *Délégation Générale à la Protection Sociale et à la Solidarité Nationale* (DGPSN, General Delegation for Social Protection and National Solidarity), *Commissariat à la Sécurité Alimentaire* (CSA, Commissariat for Food Security) and the Ministry of Agriculture and Rural Equipment on needs assessments, targeting, national response plans and resilience strategy. WFP also collaborates with decentralised services for programmes implementation, including for the creation of Cereal Banks Villages. The *Cellule de Lutte contre la Malnutrition* (CLM, Unit for the Fight Against Malnutrition) and the Ministry of Health and Social Action are the main nutrition and health partners. WFP signed a Memorandum of Understanding with the DGPSN to reinforce synergies with the Government for social protection activities.

[1] World Bank, 2015.

[2] National Food Security Assessment, 2016.

[3] Louga (16.1 percent), Matam (16.5 percent), Saint Louis (14.7 percent) and Tambacounda (12.5 percent). Government of Senegal, UNICEF, WFP and al, Standardized Monitoring and Assessment of Relief and Transitions (SMART) survey, November 2015.

[4] Ibid. Kolda (23.7 percent), Kédougou (25.4 percent) and Sedhiou (29.6 percent). It should be noted that the 2014 Comprehensive Food Security and Vulnerability Analysis (CFSVA) indicated that stunting rates were very high in the departments of Kolda (30.9 percent) and Medina Yoro Fola (30.4 percent) in Kolda region, and in Saraya (29.1 percent) in Kédougou region.

[5] *Direction de la planification et de la réforme de l'éducation*, 2017.

[6] Ibid.

[7] National Agency for Statistics (ANDS), 2017.

[8] The National Nutrition Policy, National Social Protection Strategy, National Food Security and Resilience Strategy, *Programme d'Amélioration de la Qualité, de l'Équité et de la Transparence* (PAQUET), and *Programme d'Accélération de la Cadence de l'Agriculture Sénégalaise* (PRACAS).

WFP Objectives and Strategic Coordination

WFP addresses urgent food and nutrition needs through safety nets support, while building resilience to shocks in vulnerable rural areas by strengthening livelihoods. In 2017, WFP supported the Government's vision of a hunger-free Senegal by 2030 through a Country Programme and a PRRO which responded to shocks and provided early recovery and relief, while continuing efforts to build resilience in anticipation of climate and other shocks. WFP objectives are to create opportunities for economic development in rural areas, ensure access to basic social services and improve governance in order to support sustainable human development.

Under the Country Programme (2012–2017), WFP promoted agricultural development and long-term resilience to reduce structural food insecurity in rural areas; addressed chronic malnutrition and its causes; encouraged basic education; and ensured progressive integration towards national ownership of programmes. With an approved

budget of USD 81 million, WFP supported the most vulnerable by strengthening the capacity of government institutions and local communities. WFP also implemented safety net programmes, such as school meals in primary schools, located in highly food-insecure areas in 9 out of 14 regions.

Through the PRRO, with an approved budget of USD 65 million, WFP enabled communities to meet their food needs by prioritising local food purchases and enhancing the capacity of the government's early warning system. Acute malnutrition was prevented, especially during the lean season, through the provision of targeted food assistance and nutritious supplements to children aged 6-23 months and pregnant and lactating women (PLW). Treatment activities are carried out for children aged 6-59 months and PLW suffering from moderate acute malnutrition. Food assistance for assets (FFA), disaster risk reduction activities and village security stocks are implemented through the rural resilience initiative named R4 that combines four risks (risk reduction, risk transfer, prudent risk taking and risk reserves). Assistance is also provided to returnees in the post-conflict Casamance region.

In 2017, budget revisions and extensions for the Country Programme and PRRO enabled WFP to consult with stakeholders, conduct the national Zero Hunger Strategic Review and prepare the Transitional-Interim Country Strategic Plan (T-ICSP) for the year 2018. The T-ICSP will enable the country office to design a new Country Strategic Plan (2019–2023).

WFP targets intervention zones in communities with high food insecurity. In order to reduce gender gaps, priority is given to women's Economic Interest Groups. For nutrition activities, although the targets are children and women, WFP works with the local steering committees to ensure that men are present to take shared responsibility in nutrition and maternal and child health issues at the local level during sensitisation and behavioural change communication sessions.

WFP assistance is founded upon strategic coordination with the Government of Senegal, United Nations (UN) agencies and various non-governmental organizations (NGOs). The ministries of agriculture and rural equipment, education, livestock, health and social action, and trade are the key government counterparts. WFP also engages in technical cooperation with other agencies including the *Secrétariat Exécutif du Conseil National de Sécurité Alimentaire* (SE-CNSA), *Commissariat à la Sécurité Alimentaire* (CSA), *Cellule de Lutte contre la Malnutrition* (CLM) and the *Délégation Générale à la Protection Sociale et à la Solidarité Nationale* (DGPSN). With WFP support, SE-CNSA leads the *Cadre Harmonisé* analysis and the Household Economy Approach working group. The annual Standardized Monitoring and Assessment of Relief and Transitions (SMART) nutrition survey is carried out in partnership with the Ministry of Health and Social Action. WFP supports DGPSN for the adoption of a unified household registry to improve beneficiary targeting and lay the foundation for a national social protection system.

WFP participates in coordination platforms such as the UN Country Team, Security Management Team and Inter-Cluster Coordination. WFP co-leads the Food Security Cluster with the Food and Agriculture Organization of the United Nations (FAO), and collaborates with the United Nations Children's Fund (UNICEF) and World Health Organization (WHO) on nutrition and health programmes, as well as with the International Fund for Agricultural Development (IFAD) on resilience programmes. Furthermore, WFP hosts and coordinates the implementation of the Renewed Efforts Against Child Hunger and Undernutrition (REACH), a UN initiative composed of WFP, FAO, WHO and UNICEF, and accompanies the Government in fighting child hunger and malnutrition. As a technical member of the African Risk Capacity national committee, WFP plays an important role in emergency preparedness, national contingency and response. Working with coalitions of complementary partners, WFP helps the Government to shape policies and monitoring systems in order to achieve Sustainable Development Goal 2. Under the South-South Cooperation partnership framework, WFP Senegal cooperates with WFP Centres of Excellence against Hunger in Brazil and China. By incorporating the models developed in Brazil and China, WFP can enhance the capacity of government and local communities in implementing and managing the school meals programme by utilising local purchases and transferring expertise to the local communities.

Country Resources and Results

Resources for Results

In 2017, WFP received a total of USD 2.2 million representing 13 percent of the total USD 16 million requirements. Due to the persistent gaps in funding for the PRRO and the Country Programme, ongoing since 2014, WFP has been forced to scale down the implementation of some of its activities to better allocate its limited financial resources. In 2017, the PRRO and the Country Programme received only 14 percent and 9 percent of their required resources, a decrease from the previous year. Furthermore, donor contributions received were earmarked to specific activities such as school meals, the Rural Resilience (R4) initiative, and capacity development and augmentation. This lack of flexible funding means WFP cannot implement other planned activities and can therefore only partially achieve WFP's objectives in Senegal. Some re-programming of associated cost surpluses was done to complete targeted food assistance and direct support cost needs.

To be effective and cost efficient, the country office downsized its field presence by closing three sub-offices (in Tambacounda, Kaolack and Ziguinchor). WFP now maintains its presence in Senegal through a main office in the capital Dakar which covers the northern part of the country and a new field office in Kolda to cover the southern part of the country. WFP also implemented a Staffing Structure Review which downsized the staff contingent to a more optimal structure of personnel needed to implement activities at the national and sub-national level.

Within the context of the Integrated Road Map for achieving zero hunger by 2030, WFP Senegal continued to transform and reposition itself by aligning its objectives with the Sustainable Development Goals (SDGs), prioritising humanitarian and development work that benefits the poorest and most vulnerable people in line with the Government's social protection policy. Successful outcomes from pilot programmes such as the R4 initiative and the Purchase from Africans for Africa (PAA) project have created a conducive environment for mobilizing resources and have renewed donor interest to social safety net schemes such as school meals, including the prospect of possible funding from the Senegalese Government. A new resource mobilization strategy has been put in place to reverse the significant decline in funding in recent years. Since mid-2016, WFP Senegal has sought to diversify its donor portfolio by adding to its traditional donors with new resourcing prospects through South-South Cooperation, thematic funds and the private sector. In October 2017, WFP Senegal became the first WFP country office to receive funds from the Green Climate Fund. A USD 10 million grant was allocated to the R4 initiative to enhance the resilience of 400,000 Senegalese smallholder farmers over a period of four years.

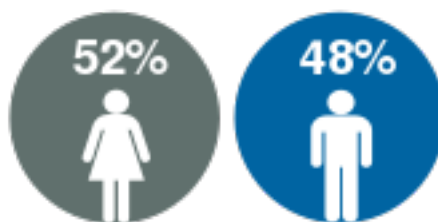
For cost effectiveness and efficiency, WFP organized remote post-distribution monitoring (PDM) by phone and, when possible, PDM was coupled with outcome monitoring. Moreover, WFP put in place a toll-free hotline to facilitate continuous dialogue with all stakeholders, including beneficiaries, and improve the quality of programmes.

The country office enhanced its engagement with the Government of Senegal through new initiatives, capacity development and advocacy. WFP's new focus in Senegal requires a coalition of partners to help the Government to put in place sustainable national social safety net programmes and to mobilize resources toward the delivery of SDG 2. Key contacts have been made and strong advocacy efforts are being conducted with the President of Senegal and other officials to transform the State's perception about WFP's mandate as not only a food assistance agency, but a development partner. Negotiations are underway with the Government to entrust WFP with the implementation of a national home-grown school feeding programme funded by the Government.



Annual Country Beneficiaries

Beneficiaries	Male	Female	Total
Children (under 5 years)	16,630	18,478	35,108
Children (5-18 years)	81,190	89,044	170,234
Adults (18 years plus)	37,879	39,727	77,606
Total number of beneficiaries in 2017	135,699	147,249	282,948



Annual Food Distribution in Country (mt)

Project Type	Cereals	Oil	Pulses	Mix	Other	Total
Country Programme	3	-	-	-	66	69
Single Country PRRO	31	17	-	32	97	177
Total Food Distributed in 2017	34	17	-	32	163	246



Cash Based Transfer and Commodity Voucher Distribution (USD)

Project Type	Cash	Value Voucher	Commodity Voucher
Country Programme	-	-	639,279
Single Country PRRO	-	-	1,589,681
Total Distributed in 2017	-	-	2,228,960

Supply Chain

Commodities distributed were carryover stocks from the previous year, with no purchases in 2017. The majority of food delivered came from international purchases that arrived in the country through the port of Dakar in 2016; only salt was bought locally. Nutritional products were purchased through WFP's Global Commodity Management Facility (GCMF).

With several extended delivery points (EDPs) in the interior of the country made available to WFP by the Government through the *Commissariat à la Sécurité Alimentaire* (CSA), the various distribution sites (most of which are school canteens) could be reached more easily for the delivery of food and non-food items. Although a large part of the primary road network is in good condition, the secondary network is inferior and access remained very difficult especially during the rainy season, despite committed efforts by the Government to rehabilitate roads.

The pool of transporters used by WFP was reviewed in early 2017 resulting in some new entries and retaining the existing best performers. All transporters have been encouraged to register on the In-Tend platform, the e-tendering

system used by WFP to improve efficiency and time saving in transport tenders. WFP carefully monitored food stocks with particular attention to the best before date to ensure the high quality of food delivered to beneficiaries and a negligible loss rate.

Continuous refinement of the supply chain enabled the implementation of effective and efficient cash-based transfer activities. Assessments were conducted in several departments to identify new retailers that could provide better access of food to beneficiaries. Great efforts were made to follow up on the reimbursement process of retailers and shorten the payment of financial service providers.

Implementation of Evaluation Recommendations and Lessons Learned

In accordance with the recommendations of the mid-term evaluation of the country programme, WFP Senegal conducted a strategic analysis in 2017 to reorganize its staffing structure in order to be more cost efficient and maximise financial resources. The Staffing Structure Review led to a 20 percent reduction in staff and the closure of the three sub-offices in Tambacounda, Kaolack and Ziguinchor. A new sub-office was opened in Kolda to cover the southern regions of Senegal while the country office in Dakar serves the northern regions.

WFP's geographical coverage in Senegal is now limited to 9 regions out of 14 and targets the most vulnerable populations. WFP focuses on building synergies and complementary actions by working in the same geographical areas as other United Nations (UN) agencies – the United Nations Children's Fund (UNICEF), the Food and Agriculture Organization of the United Nations (FAO), the International Fund for Agricultural Development (IFAD), the World Health Organization (WHO) – and partners. The convergence of nutrition-specific and nutrition-sensitive activities, based on a multi-sector implementation approach, is the driving principle of WFP interventions in Senegal. The strategy has helped to improve the efficiency and effectiveness of operations, in particular in Matam, Tambacounda, Kedougou and Kolda regions.

The number of rural development partners were reduced and consolidated in 2017 through the inclusion of stronger and more strategic partnerships with actors such as *Programme Multinational de Renforcement de la Résilience à l'Insécurité Alimentaire et Nutritionnelle au Sahel* (P2RS) and *Base d'Appui aux Méthodes et Techniques pour l'Agriculture, les autres Activités Rurales et l'Environnement* (BAMTAARE). Multi-year planning was completed for resilience activities and backed up with the mobilization of multi-year funding from the Green Climate Fund.

An evaluation study on the Village Cereal Banks (VCB) and Village Security Stock (VSS) conducted in December 2017 will provide direction for the continuation of these activities under the Country Strategic Plan (CSP). An operational guide for the implementation and monitoring of VCB and VSS is being finalised with the Ministry of Agriculture and Rural Equipment, in order to mainstream VCB and VSS as efficient community based reserves and sustainable resilience assets for emergency response and post-harvest losses management. This will also promote VCB and VSS as reserves to regulate food markets and prices in line with the objectives of the *Plan Sénégal Émergent* (PSE).

An Integrated Context Analysis (ICA) workshop held in January 2017 improved the understanding of the outcomes of various food security assessments carried out between 2010 and 2017. The analysis also provided inputs for the Zero Hunger Strategic Review, whose recommendations are being used for the formulation of the CSP (2019–2023).

Further to the 2016 decentralised evaluation of the Purchase from Africans for Africa (PAA) project, WFP implemented some of recommendations in order to establish a more direct contact between the schools and local producers supported by the project. Ultimately this will ensure that school canteens are supplied with local products, in line with the vision of the PAA project.

WFP continued to support the Government of Senegal to develop an autonomous, national and sustainable school meals and nutrition programme (2017–2021), building on the PAA project and other WFP programmes. With the support of the WFP Centre of Excellence against Hunger in Brazil, WFP Senegal helped to develop a transition plan for a national school feeding programme, and supported a study of school meals cost investments and a National Cost Assessment. The results of these studies will provide a basis for the design of a standard school canteen model to be generalised in the next 10 years through a national sustainable school feeding programme. The studies will also provide strong advocacy arguments for such a programme.

A decentralised evaluation on the cash-based transfer (CBT) modality used in school meals was ongoing at the time of drafting. The report will be available in August 2018 and will document the entire preparation and implementation process for a greater accountability and appropriation of the CBT modality by WFP and stakeholders.

In order to build synergies, complementary and new partnerships and enhance programme design through a gender transformative approach, WFP Senegal organized a workshop to share experiences and ideas in programme design and implementation in partnership with the regional bureau, national partners and the non-governmental organization (NGO) MakeSense. The workshop aimed to promote gender equality and women's empowerment, and increase women's contributions to the development of innovative ideas to achieve Zero Hunger (SDG 2) and reinforcing partnerships (SDG 17) by 2030.

A shift in mindset: WFP's contribution to safety nets and social protection systems in Senegal

Social protection is a widely recognised instrument to reduce poverty and promote equity. It provides a means for channelling investments derived from rising levels of income to support the various elements of the zero hunger challenge. As such, social protection is front and centre in achieving Sustainable Development Goal (SDG) targets. It has also caught the attention of the humanitarian community in the run up to the World Humanitarian Summit as it can help bring together different capacities and sectors to respond effectively to challenging environments, such as protracted crises, displacement and natural disasters, thereby reducing the humanitarian and development divide. Ever since the 2008 global food, fuel and financial crises, WFP has increasingly invested in safety nets and social protection systems to relieve people living in poverty and keep others from falling into poverty and hunger when a crisis strikes.

In Senegal, the Government has identified social protection as a major requirement for sustainable development and is committed to strengthening social safety nets under its flagship socio-economic development programme known as *Plan Sénégal Émergent* (PSE) 2014–2035. Since 2012, major reforms have been underway, including the design of a National Social Protection Strategy (2016–2035), the creation of the *Délégation Générale à la Protection Sociale et à la Solidarité Nationale* (DGPSN) and the implementation of the *Programme National de Bourses de Sécurité Familiale* (PNBSF, National Programme for Family Safety-Nets Transfers). The government's social protection policy specifically targets women living in vulnerability.

WFP Senegal is aligned with the government policies and fully supports its social protection efforts. A Memorandum of Understanding was signed with the DGPSN for WFP to contribute in the implementation of the national social protection strategy. WFP activities are in line with Pillar 2, “Human capital, social protection and sustainable development” of the PSE which aims to provide and improve basic social services and addresses SDGs 2, 3, 4, 5, 8, 10 and 17. Through cash-based transfers (CBT), WFP implements targeted food assistance while integrating nutrition with in-kind transfers thereby engaging in adaptive and shock reactive social protection by supporting households affected by seasonal shocks. Assistance is provided to very poor food-insecure households. CBT modalities complement the PNBSF. WFP will continue to provide technical support and the unified household registry that creates the foundation for an efficient national social safety net targeting tool.

WFP accompanies the Government through the provision of social safety nets such as school meals and food assistance-for-assets (FFA) activities. These safety nets address vulnerable populations' chronic needs. In 2017, 158,835 schoolchildren received school meals which contributed to keeping them in school. School meals activities not only increase attendance rates, but also help ensure children's concentration, and have remained an essential safety net and social protection programme for WFP and the Government of Senegal. In the absence of school meals, some poor vulnerable food-insecure households may withdraw their children from school for income-generating activities, or to cater for livestock as the case may be for boys and/or to participate in contributing to household food needs especially for girls or they are sent on early marriages.

During the 2017 lean season, under the Rural Resilience (R4) initiative, more than 55,000 beneficiaries received food assistance in exchange of their participation in the creation of community assets in the regions of Kolda and Tambacounda. They joined the FFA programme as part of the R4 risk reduction component involved in labour-intensive community works identified through a participatory process at the village level, community-based participatory planning (CBPP).

Project Results

Activities and Operational Partnerships

In 2017, food assistance was provided through the country programme's school meals activities. WFP continued to provide technical support to existing Village Cereal Banks (VCB) including mapping all VCB functional between 2009 and 2015 in collaboration with the Ministry of Agriculture and Rural Equipment and World Vision. However, due to a lack of funding, planned food assistance for assets (FFA) and complementary feeding activities were not implemented.

Awareness-raising sessions were organized in the Kedougou region for smallholder farmers' organizations that were previously supported through the Purchase from Africans for Africa (PAA) project in order to link them to retailers to supply school canteens. In addition, WFP provided technical assistance and capacity strengthening for the national early warning system organizing three food security and integrated context analysis workshops for the *Secrétariat Exécutif du Conseil National de Sécurité Alimentaire* (SE-CNSA). The *Commissariat à la Sécurité Alimentaire* (CSA) was trained in market analysis and alert for price spikes and forecasting calculation.

Under the school meals programme, WFP provided daily meals (two lunches and three breakfasts a week) to schoolchildren in targeted primary schools where food and nutrition insecurity is associated with poor educational outcomes such as low attendance and low completion rates. Priority was given to departments that implemented pilot initiatives such as the cash-based transfer (CBT) and the PAA project. WFP increased its school meals assistance from 49,522 beneficiaries in 2016 to 98,070 beneficiaries in 2017. The CBT modality was expanded to cover 100 percent of assisted schools. In order to optimise available resources, commodity vouchers were combined with in-kind (canned fish and iodised salt) in all targeted primary schools, except in Matam region where commodity vouchers were the only modality used.

Beyond direct food assistance, the Country Programme maintained a strong focus on strengthening the capacity of government institutions to establish safety nets and develop a national, autonomous and sustainable school feeding programme that utilises local produce, in line with the 2014 action plan developed from the workshop on Systems Approach for Better Education Results (SABER) in order to strengthen national capacities. The action plan also incorporated the recommendations formulated during the International School Feeding Forum held in Dakar in 2013. As such, WFP supported the Ministry of Education to conduct a school meals cost-benefit analysis and undertake a National Cost Assessment, the results of which are anticipated in 2018. Furthermore, in collaboration with WFP's Centre of Excellence Against Hunger in Brazil, WFP supported the establishment of a French-speaking African network for school meals by providing the finances for their website.

The Country Programme's nutrition component focused on the prevention of stunting and included behavioural change communication and awareness campaigns on infant and young child feeding practices. Due to lack of funding, WFP was unable to implement planned complementary feeding activities in the region of Kolda. WFP supported the *Cellule de Lutte contre la Malnutrition* (CLM) by funding workshops to enhance the capacity of agriculture sector actors on the concept of nutrition-sensitive agriculture and the value chain approach and funded salt iodisation activities to improve the quality of salt. Moreover, WFP continued to host, coordinate and implement activities within the Renewed Efforts Against Child Hunger and Undernutrition (REACH) programme, which provides coherent support to the Government of Senegal in fighting child hunger and malnutrition. REACH contributes to catalysing and sustaining Government ownership of national nutrition policies through awareness raising and consensus building activities including advocacy and engagement with United Nations (UN) agencies.

WFP is an active member of the Inter-Ministerial Committee for the National Strategy and Social Protection, which brings together the United Nations Children's Fund (UNICEF), Food and Agriculture Organization of the United Nations (FAO), United Nations Development Programme (UNDP), International Labour Organization (ILO) and the World Health Organization (WHO) to develop and initiate safety nets activities. The fruitful partnership enabled the inclusion of WFP's school canteens initiative into the National Social Protection Strategy.

WFP co-leads the Food Security Sector Working Group with FAO to coordinate humanitarian responses and is a member of the thematic group for Rural Development and Food Security, guiding and supporting the National Agriculture Policy. WFP continued to work closely with the *Délégation Générale à la Protection Sociale et à la Solidarité Nationale* (DGPSN) to operationalize the National Social Protection Strategy.

Results

Funding shortfalls affected WFP's capacity to reach beneficiaries as planned through the Country Programme. Nonetheless, in 2017, WFP continued to operate its school meals programme. In comparison to 2016, children receiving school meals in primary schools increased by 66 percent. In total, 98,070 school meals beneficiaries were assisted, 50 percent of which were girls and 50 percent boys, in 599 villages.

Commodity vouchers were expanded to all beneficiary schools and were combined with in-kind for all schools except in Matam. Vouchers for specific commodities (cereals, pulses, oil fortified with vitamin A and iodised salt) allowed for a diversified food basket and improved the nutritional status of schoolchildren. Fish, meat and other condiments were bought with parent contributions. Pupils received daily cooked meals, five days a week for seven months of the year. Beyond distributions, WFP and education inspectors promoted the use of vegetable gardens to school authorities (12 percent of schools currently have such gardens) for local production of foods to be used for school meals.

Results from post-distribution monitoring (PDM) in Matam showed that in 95 percent of schools, communities were very involved in the operations of school canteens with 85 percent of schools considering the school canteen to have significantly increased community dynamics. The PDM results further indicated that the school meals assistance through commodity vouchers helped to boost the local economy. Nearly 75 percent of retailers increased their own cereal stocks and 85 percent repaid their debt or made productive investments to improve their business.

The retention and attendance rates in assisted schools were above target and remained stable compared to 2016. The high retention rate is linked with access to school meals. According to PDM survey, one quarter of households would withdraw their child from school if the canteen were to be removed, while 28 percent of householders indicated that they would still send their child to school if she or he was sick.

A refresher training which was planned for December 2017 for members of school management committees was postponed to early 2018 due to scheduling conflicts. However, revised guidelines for school canteen management were distributed to all beneficiary schools, although these distributions were not initially planned. The planned distribution of hygiene and health guidelines did not take place due to the postponement of the partnership with the *Division du Contrôle Médical Scolaire* (DCMS) for the implementation of an integrated nutrition package that included deworming, nutrition education and hygiene in Matam schools.

As part of its capacity strengthening activities aimed at establishing a national school feeding programme, WFP supported the Ministry of Education in conducting a school meals cost-benefit analysis and undertake a National Cost Assessment. Although not yet available, the results of these studies are anticipated to provide a solid basis for developing a standard canteen model to be generalised as part of a sustainable national school feeding programme over the next 10 years and provide advocacy tools for school canteens to mobilize resources.

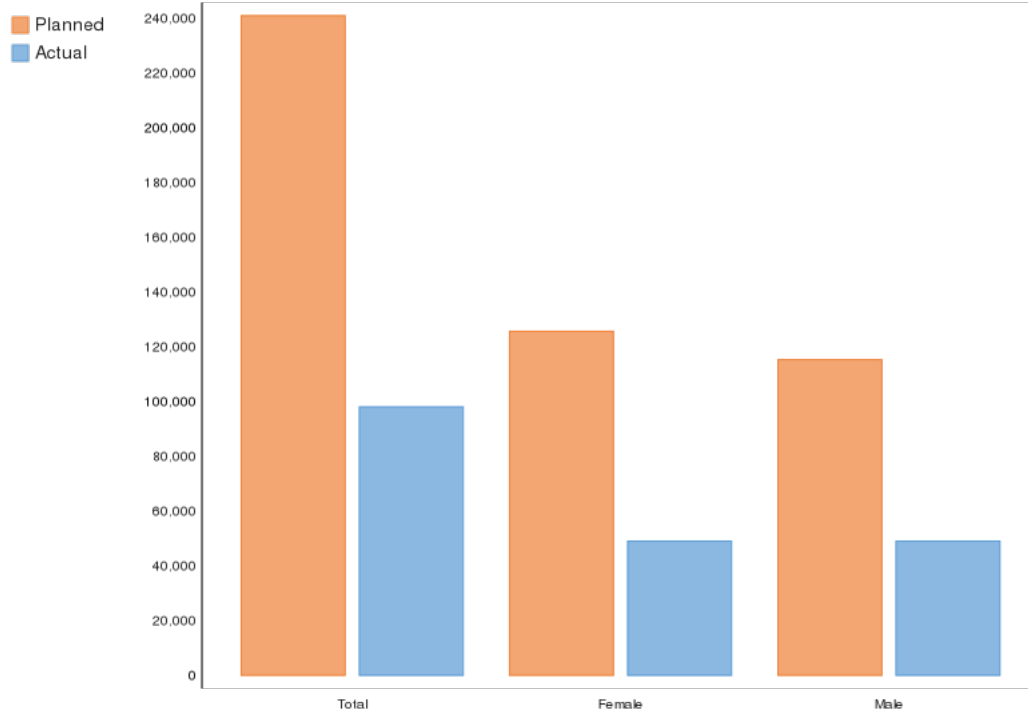
Although no new Village Cereals Banks (VCB) were created under the Country Programme in 2017, a diagnostic study carried out by WFP and partners indicated that functional VCB remain key community-based assets, used to facilitate access to cereals during the lean season and limit price speculation. VCB were also used by communities as warehouses to store the surplus harvest and, therefore, manage post-harvest losses.

In partnership with *Délégation Générale à la Protection Sociale et à la Solidarité Nationale* (DGPSN), WFP organized a workshop aimed at mapping out social protection interventions by different stakeholders. The workshop identified areas of convergence and synergy for social protection interventions and outlined scale-up strategies based on successful social protection models. The workshop saw the participation of over a hundred representatives of different institutions: decentralised services of sectoral ministries, regional development agencies, United Nations agencies, donors, non-governmental organizations, local authorities and community-based organizations.

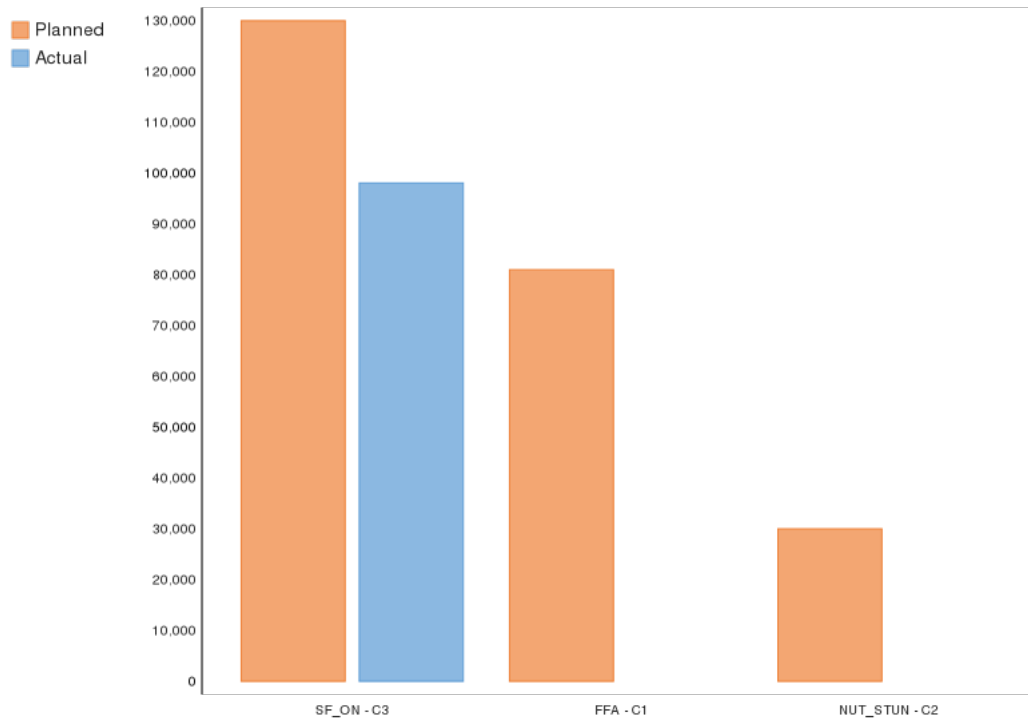
In 2017, WFP funded salt iodisation activities implemented by the *Cellule de Lutte contre la Malnutrition* (CLM). CLM's trainings and knowledge sharing strengthened the capacity of 40 Economic Interest Groups while simultaneously improving the quality of salt in five regions (Kaolack, Fatick, Dakar, Saint-Louis and Kaffrine).

WFP completed the national Zero Hunger Strategic Review (ZHSR). The findings and recommendations of the ZHSR provided inputs for the United Nations Common Country Assessments and the formulation of United Nations Development Assistance Framework (UNDAF) 2019–2023. The review was also vital for the formulation of the WFP Country Strategic Plan 2019–2023 and will support government and partners efforts to end hunger, achieve food security and improved nutrition, and promote sustainable agriculture in line with Sustainable Development Goal (SDG) 2.

Annual Project Beneficiaries

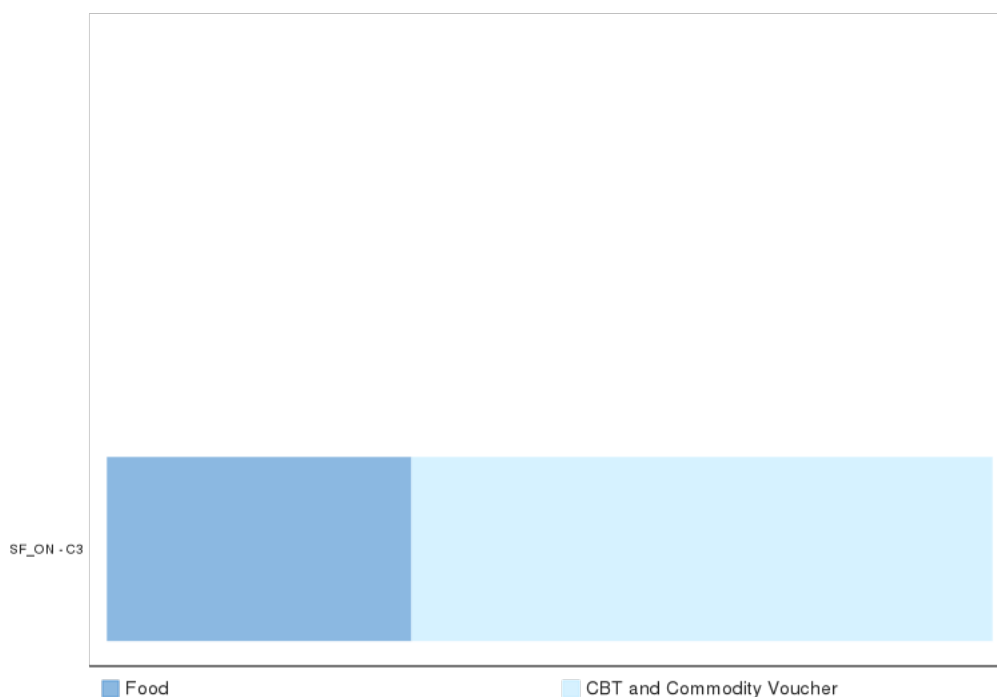


Annual Project Beneficiaries by Activity



SF_ON: School Feeding (on-site)
 FFA: Food-Assistance-for-Assets
 NUT_STUN: Nutrition: Prevention of Stunting

Modality of Transfer by Activity



SF_ON: School Feeding (on-site)



Annual Project Food Distribution

Commodity	Planned Distribution (mt)	Actual Distribution (mt)	% Actual v. Planned
Comp.1-Improving Household Food Security			
Rice	1,349	-	-
Subtotal	1,349	-	-
Comp.2-Providing Nutritional Support			
Corn Soya Blend	90	-	-
Ready To Use Supplementary Food	83	-	-
Vegetable Oil	23	-	-
Subtotal	195	-	-
Comp.3-Supporting School Feeding			
Beans	27	-	-
Canned Fish	187	61	32.5%
Corn Soya Blend	66	-	-
Iodised Salt	3	5	197.2%
Rice	99	3	3.2%
Vegetable Oil	10	-	-

Commodity	Planned Distribution (mt)	Actual Distribution (mt)	% Actual v. Planned
Subtotal	391	69	17.7%
Total	1,935	69	3.6%

Cash Based Transfer and Commodity Voucher Distribution for the Project (USD)

Modality	Planned (USD)	Actual (USD)	% Actual v. Planned
Comp.3-Supporting School Feeding			
Commodity Voucher	1,195,610	639,279	53.5%
Total	1,195,610	639,279	53.5%

Performance Monitoring

At the beginning of 2017, project monitoring and implementation plans were established to guide data collection, analysis and reporting for the Country Programme's key performance indicators. However, with only school meals activities being implemented under the Country Programme in 2017, outcome indicators were only available for education activities.

Cooperating partners conducted routine monitoring and data collection for WFP Senegal's operations, particularly for the anticipated outputs (assisted beneficiaries, distributed tonnage and cash-based transfers). The main challenge encountered was the timely submission of the education reports from partners. To improve this, in 2018, WFP plans to provide all partners with smartphones to facilitate the monthly collection and distribution of information.

With WFP's support, the *Commissariat à la Sécurité Alimentaire* (CSA) monitored market prices and produced a monthly price bulletin to communicate the status and highlight any fluctuations. Price monitoring is critical for WFP activities, enabling WFP to calibrate the value of distributed vouchers.

Two surveys (a baseline and an endline) were organized in the Matam region, following the resumption of school canteen operations in the region. The objective was to collect information on specific topics such as infrastructure, sanitation, hygiene, school equipment, community dynamics, food management, school enrolment as well as the impact of school meals on the region's economy. Indicators were collected by independent enumerators supervised by WFP staff. Enumerators were trained on survey methodologies and the use of data collection tools. Data was collected using smartphones that allowed time reduction for data collection, vetting and improved timely analysis and reporting.

Registers were given to schools to record daily data on food and education management indicators including monthly attendance, monthly food management and parental cash contributions. Management committees were trained on the use of registers. Outcome indicators for school meals came from the *Base de Données pour l'Alimentation Scolaire au Sénégal* (BALISE), a database managed by the national agency, *Direction des cantines scolaires* (DcAS).

Within the framework of Sustainable Development Goal (SDG) 2 and in line with axis 1 of the *Plan Sénégal Émergent* (PSE) which aims to promote synergies between family farming and sustainable markets, through the Purchase from Africans for Africa (PAA) project, WFP plans to link producer unions and retailers to supply school canteens. This initiative is being implemented in the Kedougou region for a pilot phase and will be duplicated in other regions across Senegal. For this purpose, sensitisation meetings were organized in the Kedougou department to inform producer unions and put them in contact with retailers for the marketing of their production for the benefit of school canteens.

WFP ensured gender sensitive monitoring through the collection of sex and age disaggregated data and gender sensitive interviews through the recruitment of both men and women monitors to ensure cultural aspects are respected.

In 2017, WFP Senegal put in place a free hotline for beneficiary complaints and feedback for the first time. This was also used to provide information to households or schools and deal with grievances. Complaints and feedback are recorded and shared with the relevant divisions to take action and record all steps taken through to the closure of the complaint. Feedback is managed with the utmost confidentiality.

Data analysis was completed using the Statistical Package for Social Sciences (SPSS) tool. All indicators were regularly recorded in the Country Office Tool for Managing Effectively (COMET).

Progress Towards Gender Equality

In Senegal, gender mainstreaming has become a priority across all government programmes with most ministries having specific gender units and focal points. Government institutions support the inclusion of gender in sectoral policies and all programmes under the *Plan Sénégal Émergent* (PSE) framework. The Government of Senegal uses gender-sensitive indicators to effectively monitor the implementation of interventions and has prioritised addressing gender inequalities such as the poor living conditions of women and discrimination in accessing and controlling resources in urban and rural areas. WFP is a key partner to the Government's ability to successfully address gender priorities in Senegal.

In November 2017, WFP Senegal set up a Gender Results Network (GRN) for the development and implementation of an annual gender action plan including the mainstreaming of gender into the workplace. The GRN is coordinated by the Head of Programme who leads and ensures the involvement and commitment by staff.

Within the Country Programme, WFP is supporting women's groups through community-based projects, capacity development activities and ensuring access to agricultural equipment for market gardening. Through sensitisation and capacity development activities, WFP has increased women's leadership in school canteen management committees from 29 percent in 2015, to 36 percent in 2016 and 43 percent in 2017. Furthermore, in partnership with the regional bureau, national partners and the non-governmental organization (NGO) MakeSense, WFP Senegal organized a workshop to share experiences and ideas in programme design and implementation aiming to increase women's contributions to the development of new innovations to achieve zero hunger by 2030.

The national Zero Hunger Strategic Review (ZHSR) demonstrated gender as a key factor in eliminating hunger by 2030 in line with Sustainable Development Goal 2 (Zero Hunger). The ZHSR recommends the elimination of inequalities between men and women in the food value chain, promotion of women's access to land and economic empowerment of women through financial inclusion and access to credits. Recommendations from the review will be incorporated in and further advance WFP's Gender Action Plan over the next five years.

Protection and Accountability to Affected Populations

In 2017, only school meals were implemented under the Country Programme. Schoolchildren, direct beneficiaries of the activity, take their meals on site and, as such, no safety incidents were reported.

Commodity vouchers were used in all assisted schools. Indirect beneficiaries (directors, school management committee members and cooks) preferred vouchers to in-kind assistance because vouchers offer more food options and limit theft or losses as the voucher is distributed on a monthly basis. Beneficiaries can exchange the vouchers for food directly from retailers.

When selecting distribution points and retailers for vouchers exchange, WFP took into consideration protection concerns such as distances required to travel. Retailers were selected based on their capacity to offer adequate food basket selections as well as their proximity to school locations. WFP ensured that the distance to a retailer's shop was short and that the roads that people needed to take were safe and accessible. Upon enrolment into the programmes and before implementation, WFP staff trained selected retailers and informed them on the authorized food basket that can be exchanged for the commodity voucher.

Post-distribution monitoring (PDM) in Matam showed that 96.4 percent of retailers are informed by schools at least 24 hours in advance of the dates they will collect the commodities. All retailers and school members know the food basket items (cereals, pulses, oil enriched with vitamin A and iodised salt) that can be exchanged.

In order to facilitate continuous dialogue and information sharing, WFP put in place a toll-free hotline. All stakeholders were informed of this toll-free number which is usually written on beneficiary cards and distributed vouchers. The hotline enables WFP to collect complaints in a confidential manner, but also to receive and answer requests from school meals stakeholders.

WFP empowers smallholder farmers productivity and access to functional and inclusive markets

Through the school meals programme, WFP provides commodity vouchers to schools in food-insecure communities. These vouchers are redeemed in retail shops contracted by WFP for food commodities (cereals, legumes, vegetable oil enriched with vitamin A and D, iodised salt and enriched flour). The aim of WFP school meals is to improve school enrolment, retention and performance, and to strengthen concentration and learning capacity, while contributing to meeting nutritional needs of schoolchildren living in food-insecure rural areas with very poor educational indicators.

Most of the food available in retail stores in local markets originate from smallholder farms. Retailers are sensitised to procure from local smallholders in the communities where the schools are located. The cash-based transfer (CBT) triggered procurement in these markets and provide a basis for partnerships with the local governments and the private sector, to catalyse demand-driven platforms that enable smallholders to have sustainable and profitable engagement with local markets offered by retailers enrolled in WFP food assistance activities.

Mamadou Saliou Diallo, 35 years old, has been a shopkeeper for 7 years and is based in the Lyndiane district, located in the outskirts of Ziguinchor local council area. He has worked with WFP since the introduction of the CBT modality in response to the 2012 food crisis, and has been selected to supply food to the Djibelor Elementary School with 134 pupils, located 4 km away. "This new market opportunity offered by WFP's commodity voucher mechanism has helped me to increase my monthly revenue by 50 percent, allowing me to buy a freezer and 10 mt of mahogany nuts. It gives me an annual profit of CFA 5,000,000 (USD 9,033) and I am planning to open a second shop if the project continues," he said.

Through the school meals programme, WFP intends to contribute to the local development policy advocated by the Government of Senegal, which places agricultural sector as a top priority within the government flagship socio-economic development programme, *Plan Sénégal Émergent* (PSE). It is within this framework that WFP, in partnership with the Food and Agriculture Organization of the United Nations (FAO), WFP Centre of Excellence against Hunger in Brazil, Ministry of National Education and Ministry of Agriculture and Rural Equipment, initiated the Purchase from Africans for Africa (PAA) project in the southeastern region (Kedougou).

Mariame Gadjigo, 43 years old, is a member of the Economic Interest Group Bandafassi Peulh Producers Union. "Today, I am proud to have contributed to the success of the local PAA project. I have obtained a big improvement in my income through the purchase of the surplus of my rice production by WFP for the benefit of the pupils in the village school." Thanks to the synergy created by WFP, the local smallholder farmers are connected to markets to sell their products, which also ensures the sustainability of the school meals programme. Enhancing the marketing, productivity and livelihood opportunities of smallholders through CBT and local purchase are powerful tools to improve food and nutrition security, complementing WFP's wide portfolio of ongoing efforts in the country to fight hunger, attain education objectives and achieve zero hunger by 2030.

In coming years, WFP will seek to leverage its core capacities and accumulated experience in support of national efforts to achieve the Sustainable Development Goals (SDGs). This will be done by diversifying its partnerships for the school meals programme, as well as by scaling up CBT and successful experiences such as the PAA project and community gardens within the home-grown school feeding framework. New services delivery packages and initiatives such as school gardening, livestock breeding, nutritional education, food quality and safety management, as well as strengthening local capacities in production processing and storage, and distribution of safe and nutritious food will be mainstreamed in the programme.

Figures and Indicators

Data Notes

Cover page photo © WFP/ Aminata Seck

Primary school children having their lunch at Ogo2 School in Matam department, Matam region.

Overview of Project Beneficiary Information

Table 1: Overview of Project Beneficiary Information

Beneficiary Category	Planned (male)	Planned (female)	Planned (total)	Actual (male)	Actual (female)	Actual (total)	% Actual v. Planned (male)	% Actual v. Planned (female)	% Actual v. Planned (total)
Total Beneficiaries	115,300	125,700	241,000	49,035	49,035	98,070	42.5%	39.0%	40.7%
Total Beneficiaries (Comp.1-Improving Household Food Security)	40,500	40,500	81,000	-	-	-	-	-	-
Total Beneficiaries (Comp.2-Providing Nutritional Support)	9,800	20,200	30,000	-	-	-	-	-	-
Total Beneficiaries (Comp.3-Supporting School Feeding)	65,000	65,000	130,000	49,035	49,035	98,070	75.4%	75.4%	75.4%
Comp.1-Improving Household Food Security									
By Age-group:									
Children (under 5 years)	7,695	7,695	15,390	-	-	-	-	-	-
Children (5-18 years)	15,795	15,795	31,590	-	-	-	-	-	-
Adults (18 years plus)	17,010	17,010	34,020	-	-	-	-	-	-
By Residence status:									
Residents	40,500	40,500	81,000	-	-	-	-	-	-
Comp.2-Providing Nutritional Support									
By Age-group:									
Children (6-23 months)	9,800	10,200	20,000	-	-	-	-	-	-
Adults (18 years plus)	-	10,000	10,000	-	-	-	-	-	-
By Residence status:									
Residents	9,800	20,200	30,000	-	-	-	-	-	-
Comp.3-Supporting School Feeding									

Beneficiary Category	Planned (male)	Planned (female)	Planned (total)	Actual (male)	Actual (female)	Actual (total)	% Actual v. Planned (male)	% Actual v. Planned (female)	% Actual v. Planned (total)
By Age-group:									
Children (5-18 years)	65,000	65,000	130,000	49,035	49,035	98,070	75.4%	75.4%	75.4%
By Residence status:									
Residents	65,000	65,000	130,000	49,035	49,035	98,070	75.4%	75.4%	75.4%

Participants and Beneficiaries by Activity and Modality

Table 2: Beneficiaries by Activity and Modality

Activity	Planned (food)	Planned (CBT)	Planned (total)	Actual (food)	Actual (CBT)	Actual (total)	% Actual v. Planned (food)	% Actual v. Planned (CBT)	% Actual v. Planned (total)
Comp.1-Improving Household Food Security									
Food-Assistance-for-Assets	81,000	-	81,000	-	-	-	-	-	-
Comp.2-Providing Nutritional Support									
Nutrition: Prevention of Stunting	30,000	-	30,000	-	-	-	-	-	-
Comp.3-Supporting School Feeding									
School Feeding (on-site)	39,000	91,000	130,000	51,370	98,070	98,070	131.7%	107.8%	75.4%

Annex: Participants by Activity and Modality

Activity	Planned (food)	Planned (CBT)	Planned (total)	Actual (food)	Actual (CBT)	Actual (total)	% Actual v. Planned (food)	% Actual v. Planned (CBT)	% Actual v. Planned (total)
Comp.1-Improving Household Food Security									
Food-Assistance-for-Assets	9,000	-	9,000	-	-	-	-	-	-
Comp.2-Providing Nutritional Support									
Nutrition: Prevention of Stunting	30,000	-	30,000	-	-	-	-	-	-
Comp.3-Supporting School Feeding									
School Feeding (on-site)	39,000	91,000	130,000	51,370	98,070	98,070	131.7%	107.8%	75.4%

Participants and Beneficiaries by Activity (excluding nutrition)

Table 3: Participants and Beneficiaries by Activity (excluding nutrition)

Beneficiary Category	Planned (male)	Planned (female)	Planned (total)	Actual (male)	Actual (female)	Actual (total)	% Actual v. Planned (male)	% Actual v. Planned (female)	% Actual v. Planned (total)
Comp.1-Improving Household Food Security									
Food-Assistance-for-Assets									
People participating in asset-creation activities	4,500	4,500	9,000	-	-	-	-	-	-
Total participants	4,500	4,500	9,000	-	-	-	-	-	-
Total beneficiaries	40,500	40,500	81,000	-	-	-	-	-	-
Comp.3-Supporting School Feeding									
School Feeding (on-site)									
Children receiving school meals in primary schools	65,000	65,000	130,000	49,035	49,035	98,070	75.4%	75.4%	75.4%
Total participants	65,000	65,000	130,000	49,035	49,035	98,070	75.4%	75.4%	75.4%
Total beneficiaries	65,000	65,000	130,000	49,035	49,035	98,070	75.4%	75.4%	75.4%

Nutrition Beneficiaries

Nutrition Beneficiaries

Beneficiary Category	Planned (male)	Planned (female)	Planned (total)	Actual (male)	Actual (female)	Actual (total)	% Actual v. Planned (male)	% Actual v. Planned (female)	% Actual v. Planned (total)
Comp.2-Providing Nutritional Support									
Nutrition: Prevention of Stunting									
Children (6-23 months)	9,800	10,200	20,000	-	-	-	-	-	-
Pregnant and lactating women (18 plus)	-	10,000	10,000	-	-	-	-	-	-
Total beneficiaries	9,800	20,200	30,000	-	-	-	-	-	-

Project Indicators

Outcome Indicators

Outcome	Project End Target	Base Value	Previous Follow-up	Latest Follow-up
Comp.1-Improving Household Food Security				
SO3 Reduce risk and enable people, communities and countries to meet their own food and nutrition needs				

Outcome	Project End Target	Base Value	Previous Follow-up	Latest Follow-up
Improved access to livelihood assets has contributed to enhanced resilience and reduced risks from disaster and shocks faced by targeted food-insecure communities and households				
FCS: percentage of households with poor Food Consumption Score				
<i>BCV, Project End Target: 2017.12, PDM outcome monitoring, Base value: 2015.08, WFP survey, Baseline survey</i>	<3.50	17.50	-	-
FCS: percentage of households with borderline Food Consumption Score				
<i>BCV, Project End Target: 2017.12, PDM outcome monitoring, Base value: 2015.08, WFP survey, Baseline survey</i>	<4.52	22.60	-	-
Diet Diversity Score				
<i>BCV, Project End Target: 2017.12, PDM outcome monitoring, Base value: 2015.08, WFP survey, Baseline survey</i>	>5.50	5.32	-	-
CSI (Food): Coping Strategy Index (average)				
<i>BCV, Project End Target: 2017.12, PDM outcome monitoring, Base value: 2015.08, WFP survey, Baseline survey</i>	<18.00	18.15	-	-
FCS: percentage of households with poor Food Consumption Score				
<i>FFA SENEGAL, Project End Target: 2017.12, PDM outcome monitoring, Base value: 2015.12, WFP survey, Baseline survey, Previous Follow-up: 2016.06, WFP programme monitoring, PDM outcome monitoring</i>	<2.60	12.90	12.70	-
FCS: percentage of households with borderline Food Consumption Score				
<i>FFA SENEGAL, Project End Target: 2017.12, PDM outcome monitoring, Base value: 2015.12, WFP survey, Baseline survey, Previous Follow-up: 2016.06, WFP programme monitoring, PDM outcome monitoring</i>	<4.56	22.80	26.80	-
Diet Diversity Score				
<i>FFA SENEGAL, Project End Target: 2017.12, PDM outcome monitoring, Base value: 2015.12, WFP survey, Baseline survey, Previous Follow-up: 2016.06, WFP programme monitoring, PDM outcome monitoring</i>	>4.29	12.90	5.92	-
Comp.2-Providing Nutritional Support				
SO4 Reduce undernutrition and break the intergenerational cycle of hunger				
Reduced undernutrition, including micronutrient deficiencies among children aged 6-59 months, pregnant and lactating women, and school-aged children				
Proportion of eligible population who participate in programme (coverage)				
<i>SENEGAL, Project End Target: 2017.12, PDM</i>	>70.00	-	-	-
Proportion of children who consume a minimum acceptable diet				
<i>SENEGAL, Project End Target: 2017.12, PDM</i>	>70.00	-	-	-
Ownership and capacity strengthened to reduce undernutrition and increase access to education at regional, national and community levels				
NCI: Nutrition programmes National Capacity Index				
<i>SENEGAL, Project End Target: 2017.12, joint meeting - capacity analysis</i>	>3.00	-	-	-
Comp.3-Supporting School Feeding				
SO4 Reduce undernutrition and break the intergenerational cycle of hunger				

Outcome	Project End Target	Base Value	Previous Follow-up	Latest Follow-up
Reduced undernutrition, including micronutrient deficiencies among children aged 6-59 months, pregnant and lactating women, and school-aged children				
Average number of schooldays per month on which multi-fortified foods or at least 4 food groups were provided				
SENEGAL, Project End Target: 2017.12, monitoring data, Base value: 2014.12, WFP programme monitoring, monitoring data, Previous Follow-up: 2016.12, Secondary data, BALISE, Latest Follow-up: 2017.12, Secondary data, BALISE	>16.00	2.00	17.00	17.00
Increased equitable access to and utilization of education				
Retention rate in WFP-assisted primary schools				
SENEGAL, Project End Target: 2017.12, BALISE, Base value: 2014.12, Secondary data, BALISE, Previous Follow-up: 2016.06, Secondary data, BALISE, Latest Follow-up: 2017.06, Secondary data, BALISE	>85.00	99.16	99.95	99.58
Retention rate (girls) in WFP-assisted primary schools				
SENEGAL, Project End Target: 2017.12, BALISE, Base value: 2014.12, Secondary data, BALISE, Previous Follow-up: 2016.06, Secondary data, BALISE, Latest Follow-up: 2017.06, Secondary data, BALISE	>95.00	99.13	99.96	99.64
Retention rate (boys) in WFP-assisted primary schools				
SENEGAL, Project End Target: 2017.12, BALISE, Base value: 2014.12, Secondary data, BALISE, Previous Follow-up: 2016.06, Secondary data, BALISE, Latest Follow-up: 2017.06, Secondary data, BALISE	>85.00	99.19	99.86	99.51
Enrolment: Average annual rate of change in number of children enrolled in WFP-assisted pre-schools				
SENEGAL, Project End Target: 2017.12, BALISE, Base value: 2015.06, Secondary data, BALISE, Previous Follow-up: 2016.06, Secondary data, BALISE	>6.00	7.70	1.00	-
Enrolment (girls): Average annual rate of change in number of girls enrolled in WFP-assisted pre-schools				
SENEGAL, Project End Target: 2017.12, BALISE, Base value: 2015.06, Secondary data, BALISE, Previous Follow-up: 2016.12, Secondary data, BALISE	>6.00	9.10	1.00	-
Enrolment (boys): Average annual rate of change in number of boys enrolled in WFP-assisted pre-schools				
SENEGAL, Project End Target: 2017.12, BALISE, Base value: 2015.06, Secondary data, BALISE, Previous Follow-up: 2016.06, Secondary data, BALISE	>6.00	6.04	1.00	-
Enrolment: Average annual rate of change in number of children enrolled in WFP-assisted primary schools				
SENEGAL, Project End Target: 2017.12, BALISE, Base value: 2015.06, Secondary data, BALISE, Previous Follow-up: 2016.06, Secondary data, BALISE, Latest Follow-up: 2017.06, Secondary data, BALISE	>6.00	2.00	1.00	2.51
Enrolment (girls): Average annual rate of change in number of girls enrolled in WFP-assisted primary schools				
SENEGAL, Project End Target: 2017.12, BALISE, Base value: 2015.06, Secondary data, BALISE, Previous Follow-up: 2016.06, Secondary data, BALISE, Latest Follow-up: 2017.06, Secondary data, BALISE	>6.00	4.50	1.00	2.04

Outcome	Project End Target	Base Value	Previous Follow-up	Latest Follow-up
Enrolment (boys): Average annual rate of change in number of boys enrolled in WFP-assisted primary schools				
SENEGAL, Project End Target: 2017.12, BALISE, Base value: 2015.06, Secondary data, BALISE, Previous Follow-up: 2016.06, Secondary data, BALISE, Latest Follow-up: 2017.06, Secondary data, BALISE	>6.00	-0.90	1.00	3.09
Attendance rate (girls) in WFP-assisted primary schools				
SENEGAL, Project End Target: 2017.12, BALISE, Base value: 2014.12, Secondary data, BALISE, Previous Follow-up: 2016.06, Secondary data, BALISE, Latest Follow-up: 2017.06, Secondary data, BALISE	>95.00	98.56	99.70	99.91
Attendance rate (boys) in WFP-assisted primary schools				
SENEGAL, Project End Target: 2017.12, BALISE, Base value: 2014.12, Secondary data, BALISE, Previous Follow-up: 2016.06, Secondary data, BALISE, Latest Follow-up: 2017.06, Secondary data, BALISE	>90.00	99.43	99.75	99.98
Drop-out rate (girls) in WFP-assisted primary schools				
SENEGAL, Project End Target: 2017.12, BALISE, Base value: 2014.12, Secondary data, BALISE, Previous Follow-up: 2016.06, Secondary data, BALISE, Latest Follow-up: 2017.06, Secondary data, BALISE	<1.00	0.87	0.14	0.56
Drop-out rate (boys) in WFP-assisted primary schools				
SENEGAL, Project End Target: 2017.12, BALISE, Base value: 2014.12, Secondary data, BALISE, Previous Follow-up: 2016.06, Secondary data, BALISE, Latest Follow-up: 2017.06, Secondary data, BALISE	<1.00	0.81	0.23	0.68
Gender ratio: ratio of girls to boys enrolled in WFP-assisted pre-schools				
SENEGAL, Project End Target: 2017.12, BALISE, Base value: 2013.12, Secondary data, BALISE, Previous Follow-up: 2016.06, Secondary data, BALISE	=1.00	1.08	1.16	-
Gender ratio: ratio of girls to boys enrolled in WFP-assisted primary schools				
SENEGAL, Project End Target: 2017.12, BALISE, Base value: 2014.12, Secondary data, BALISE, Previous Follow-up: 2016.06, Secondary data, BALISE, Latest Follow-up: 2017.06, Secondary data, BALISE	=1.00	1.16	1.12	1.18
Ownership and capacity strengthened to reduce undernutrition and increase access to education at regional, national and community levels				
NCI: School Feeding National Capacity Index				
SENEGAL, Project End Target: 2017.12, Workshop, Base value: 2014.01, Secondary data, SABER Workshop	>2.00	1.80	-	-

Output Indicators

Output	Unit	Planned	Actual	% Actual vs. Planned
Comp.1-Improving Household Food Security				
SO3: Food-Assistance-for-Assets				
Number of villages assisted	centre/site	90	-	-
Comp.2-Providing Nutritional Support				

Output	Unit	Planned	Actual	% Actual vs. Planned
SO4: Capacity Development - Strengthening National Capacities				
Number of government staff trained by WFP in nutrition programme design, implementation and other nutrition related areas (technical/strategic/managerial)	individual	-	37	-
Number of training sessions/workshop organized	training session	-	1	-
SO4: Nutrition: Prevention of Stunting				
Number of government staff trained by WFP in nutrition programme design, implementation and other nutrition related areas (technical/strategic/managerial)	individual	30	-	-
Number of people exposed to nutrition messaging supported by WFP	individual	30,000	-	-
Number of people receiving nutrition counseling supported by WFP	individual	115,000	-	-
Number of targeted caregivers (male and female) receiving 3 key messages delivered through WFP supported messaging and counseling	individual	50	-	-
Number of technical assistance activities provided	activity	2	-	-
Comp.3-Supporting School Feeding				
SO4: School Feeding (on-site)				
Number of IEC materials distributed	item	150	364	242.7%
Number of WFP-assisted schools that have school gardens for learning or complementary food input	school	78	68	87.2%
Number of national programmes developed with WFP support (nutrition, school feeding, safety net)	national programme	1	1	100.0%
Number of people trained in health, nutrition and healthy lifestyles	individual	210	-	-
Number of primary schools assisted by WFP	school	650	566	87.1%
Number of school staff and school committee members trained by WFP in school feeding programme design, and implementation in model schools	individual	458	-	-
Number of schools supported through home-grown school feeding model	school	650	566	87.1%
Number of schools with revitalised school gardens	school	78	60	76.9%

Gender Indicators

Cross-cutting Indicators	Project End Target	Base Value	Previous Follow-up	Latest Follow-up
Comp.1-Improving Household Food Security				
Proportion of households where females and males together make decisions over the use of cash, voucher or food				
SENEGAL, Food-Assistance-for-Assets, Project End Target: 2017.12, Base value: 2016.06	=30.00	0.00	-	-
Proportion of households where females make decisions over the use of cash, voucher or food				
SENEGAL, Food-Assistance-for-Assets, Project End Target: 2017.12, Base value: 2016.06	=30.00	51.70	-	-

Cross-cutting Indicators	Project End Target	Base Value	Previous Follow-up	Latest Follow-up
Proportion of households where males make decisions over the use of cash, voucher or food				
<i>SENEGAL, Food-Assistance-for-Assets, Project End Target: 2017.12, Base value: 2016.06</i>	=40.00	48.30	-	-
Proportion of women beneficiaries in leadership positions of project management committees				
<i>SENEGAL, Food-Assistance-for-Assets, Project End Target: 2017.12, Base value: 2015.12, Previous Follow-up: 2016.06</i>	>40.00	34.00	34.00	-
Proportion of women project management committee members trained on modalities of food, cash, or voucher distribution				
<i>SENEGAL, Food-Assistance-for-Assets, Project End Target: 2017.12, Base value: 2016.12</i>	>50.00	0.00	-	-
Comp.2-Providing Nutritional Support				
Proportion of households where females and males together make decisions over the use of cash, voucher or food				
<i>SENEGAL, Nutrition: Prevention of Stunting, Project End Target: 2016.12</i>	=25.00	-	-	-
Proportion of households where females make decisions over the use of cash, voucher or food				
<i>SENEGAL, Nutrition: Prevention of Stunting, Project End Target: 2016.12</i>	=50.00	-	-	-
Proportion of households where males make decisions over the use of cash, voucher or food				
<i>SENEGAL, Nutrition: Prevention of Stunting, Project End Target: 2017.12</i>	=25.00	-	-	-
Proportion of women beneficiaries in leadership positions of project management committees				
<i>SENEGAL, Nutrition: Prevention of Stunting, Project End Target: 2017.12</i>	>50.00	-	-	-
Proportion of women project management committee members trained on modalities of food, cash, or voucher distribution				
<i>SENEGAL, Nutrition: Prevention of Stunting, Project End Target: 2017.12</i>	>60.00	-	-	-
Comp.3-Supporting School Feeding				
Proportion of women beneficiaries in leadership positions of project management committees				
<i>SENEGAL, School Feeding (on-site), Project End Target: 2017.12, Base value: 2015.12, Previous Follow-up: 2016.12, Latest Follow-up: 2017.12</i>	>50.00	29.00	34.58	43.35
Proportion of women project management committee members trained on modalities of food, cash, or voucher distribution				
<i>SENEGAL, School Feeding (on-site), Project End Target: 2017.12, Base value: 2015.12, Previous Follow-up: 2016.06</i>	>60.00	30.00	15.80	-

Protection and Accountability to Affected Populations Indicators

Cross-cutting Indicators	Project End Target	Base Value	Previous Follow-up	Latest Follow-up
Comp.1-Improving Household Food Security				
Proportion of assisted people (men) informed about the programme (who is included, what people will receive, where people can complain)				
<i>SENEGAL, Food-Assistance-for-Assets, Project End Target: 2017.12, Base value: 2016.06</i>	>90.00	19.89	-	-
Proportion of assisted people (men) who do not experience safety problems travelling to, from and/or at WFP programme site				
<i>SENEGAL, Food-Assistance-for-Assets, Project End Target: 2017.12, Base value: 2016.06</i>	=100.00	100.00	-	-
Proportion of assisted people (women) informed about the programme (who is included, what people will receive, where people can complain)				
<i>SENEGAL, Food-Assistance-for-Assets, Project End Target: 2017.12, Base value: 2016.06</i>	>90.00	23.81	-	-
Proportion of assisted people (women) who do not experience safety problems travelling to, from and/or at WFP programme sites				
<i>SENEGAL, Food-Assistance-for-Assets, Project End Target: 2017.12, Base value: 2016.06</i>	=100.00	100.00	-	-
Proportion of assisted people informed about the programme (who is included, what people will receive, where people can complain)				
<i>SENEGAL, Food-Assistance-for-Assets, Project End Target: 2017.12, Base value: 2016.06</i>	>90.00	21.03	-	-
Proportion of assisted people who do not experience safety problems travelling to, from and/or at WFP programme site				
<i>SENEGAL, Food-Assistance-for-Assets, Project End Target: 2017.12, Base value: 2016.06</i>	=100.00	100.00	-	-
Comp.2-Providing Nutritional Support				
Proportion of assisted people (men) informed about the programme (who is included, what people will receive, where people can complain)				
<i>SENEGAL, Nutrition: Prevention of Stunting, Project End Target: 2017.12</i>	>90.00	-	-	-
Proportion of assisted people (men) who do not experience safety problems travelling to, from and/or at WFP programme site				
<i>SENEGAL, Nutrition: Prevention of Stunting, Project End Target: 2016.12</i>	=100.00	-	-	-
Proportion of assisted people (women) informed about the programme (who is included, what people will receive, where people can complain)				
<i>SENEGAL, Nutrition: Prevention of Stunting, Project End Target: 2017.12</i>	>90.00	-	-	-
Proportion of assisted people (women) who do not experience safety problems travelling to, from and/or at WFP programme sites				
<i>SENEGAL, Nutrition: Prevention of Stunting, Project End Target: 2016.12</i>	=100.00	-	-	-
Proportion of assisted people informed about the programme (who is included, what people will receive, where people can complain)				
<i>SENEGAL, Nutrition: Prevention of Stunting, Project End Target: 2017.12</i>	>90.00	-	-	-
Proportion of assisted people who do not experience safety problems travelling to, from and/or at WFP programme site				
<i>SENEGAL, Nutrition: Prevention of Stunting, Project End Target: 2016.12</i>	=100.00	-	-	-

Partnership Indicators

Cross-cutting Indicators	Project End Target	Latest Follow-up
Comp.2-Providing Nutritional Support		
Number of partner organizations that provide complementary inputs and services		
<i>SENEGAL, Nutrition: Prevention of Stunting, Project End Target: 2017.12</i>	=2.00	-
Proportion of project activities implemented with the engagement of complementary partners		
<i>SENEGAL, Nutrition: Prevention of Stunting, Project End Target: 2017.12</i>	=100.00	-
Comp.3-Supporting School Feeding		
Number of partner organizations that provide complementary inputs and services		
<i>SENEGAL, School Feeding (on-site), Project End Target: 2017.12, Latest Follow-up: 2017.12</i>	>2.00	1.00
Proportion of project activities implemented with the engagement of complementary partners		
<i>SENEGAL, School Feeding (on-site), Project End Target: 2017.12, Latest Follow-up: 2017.12</i>	=100.00	100.00