

Project Number: 200395 | Project Category: **Country Programme**

Project Approval Date: November 13, 2012 | Planned Start Date: January 01, 2013

Actual Start Date: January 01, 2013 | Project End Date: December 31, 2017

Financial Closure Date: N/A

Contact Info

Amos Ballayan, Programme Policy Officer

amos.ballayan@wfp.org

Country Director

Bienvendu Djossa

Further Information

<http://www.wfp.org/countries>

SPR Reading Guidance



Country Programme – Liberia (2013–2017)

Standard Project Report 2017

World Food Programme in Liberia, Republic of (LR)



World Food Programme

Table Of Contents

Country Context and WFP Objectives

- Achievements at Country Level
- Country Context and Response of the Government
- WFP Objectives and Strategic Coordination

Country Resources and Results

- Resources for Results
- Supply Chain
- Implementation of Evaluation Recommendations and Lessons Learned

Project Results

- Activities and Operational Partnerships
- Results
- Performance Monitoring
- Progress Towards Gender Equality
- Protection and Accountability to Affected Populations
- Story Worth Telling

Figures and Indicators

- Data Notes
- Overview of Project Beneficiary Information
- Participants and Beneficiaries by Activity and Modality
- Participants and Beneficiaries by Activity (excluding nutrition)
- Project Indicators
- Resource Inputs from Donors

Country Context and WFP Objectives



Achievements at Country Level

Through the Country Programme and PRRO, WFP has continued to support the fight against hunger in Liberia by strengthening social and productive safety nets and increasing capacities of national institutions for effective management and coordination of the food security and nutrition sectors. WFP is doing so by improving agricultural infrastructures, strengthening the capacity of targeted smallholders, and boosting production, productivity and marketing in order to increase smallholders' income thereby enhancing food security systems.

Key achievements in 2017 included the improved marketing of local production and purchase of food commodities for home-grown school meals and the nutrition programme for HIV and tuberculosis patients on anti-retroviral therapy and directly observed treatments, shortcourse (DOTS); strengthened capacity of farmers; improved food security through support to smallholder farmers; and strengthened capacity of national institutions in food security monitoring and knowledge management through regular food security data collection and analysis and market price monitoring.

WFP has used its extensive food security and vulnerability analysis and mapping expertise to ensure gender responsive hunger solutions, having partnered with the Government of Liberia and other stakeholders to develop evidence-based policies in this regard, including the Disaster Management Policy, the Nutrition Policy and the School Feeding Policy. The Gender Team Group of which WFP is a member, participated actively in the development and reviews of the above national policy instruments and strongly advocated for and ensured that gender issues were adequately addressed in the documents. WFP's leadership in food emergency response is acknowledged among humanitarian agencies and donors as are the implementation of human capital development

schemes such as school meals and other social protection safety net interventions.

Through the school meals programme, WFP helped to improve enrolment and attendance rates and reduce drop-out rates in assisted schools although results in 2017 show a slight under performance compared to 2016 largely due to the frequent interruption in providing school meals as a result of funding shortfalls. Through the PRRO, WFP and the Office of the United Nations High Commissioner for Refugees (UNHCR) provided food assistance to refugees from Cote d'Ivoire residing in government-designated camps.

Country Context and Response of the Government

Liberia is a least developed, low-income, food-deficit country. The Global Hunger Index 2017 ranks Liberia 112 out of 119 countries and among 7 countries suffering from hunger levels considered alarming. Poverty levels are high, with 54 percent of the population living below the income poverty line (USD 1.25 per day) and at least 18 percent of the population considered food insecure. Over half (51 percent) of Liberia's 4.5 million population, which is growing at a rate of 2.6 percent per year, resides in rural areas, with 42 percent of people under the age of 15 and 70 percent depend on agriculture and related activities for their livelihoods [1]. According the 2016 World Bank Economic Review, widespread unemployment (between 80 and 85 percent), particularly among youth, remains a matter of serious concern.

Following the inauguration of a democratically-elected administration in 2006, the nation began a decade-long period of recovery and stabilization after 14 years of conflict that devastated human, institutional and productive capacities. The spur in economic activities led to an average annual rate of gross domestic product (GDP) growth of 7.8 percent between 2006 and 2013 [2]. This growth was stimulated by institutional and policy reforms, enormous inflows of Official Development Assistance (ODA) and significant Foreign Direct Investment (FDI) [3].

Although the prevalence of chronic malnutrition has decreased in Liberia during the past decade, remaining at 32 percent while the prevalence of underweight in children aged 24-59 months is estimated to be 14.7 percent, it is still high by the World Health Organization (WHO) thresholds. An estimated 44 percent of childhood deaths are attributed to malnutrition, making it the single most common cause of death of Liberian children. The national nutrition policy indicates that iron deficiency and vitamin A deficiency remain a public health concerns in Liberia largely due to the poor consumption of protein and micronutrient.

The nation's health care system is still struggling to recover from the impact of the civil war and the outbreak of the Ebola Virus Disease (EVD) epidemic. According to the 2016 United Nations Development Programme (UNDP) Human Development Report, life expectancy is 61.2 years, the mortality rate in children aged 24-59 months is 69.9 per 1,000 live births and the maternal mortality rate is 725 per 100,000 live births. The burden of disease remains very high; malaria, tuberculosis and HIV/AIDS were among the top five causes of death in 2012, together accounting for 19.6 percent of deaths, surpassed only by lower respiratory infections at 12.2 percent (WHO, 2015).

The country's education sector continues to lag behind those of other Sub-Saharan African and low- and middle-income countries. Net primary and secondary enrolment rates stand at 25.29 percent and 10.17 percent respectively. The primary school completion rate in WFP-assisted primary schools is 92.2 percent (92.18 for girls and 92.15 for boys) [4], while 58 percent of 15-24 year old have not completed primary education. Liberia's literacy rate, at 47.6 percent, ranks the country 156 in the world, with women (65 percent) more likely to be illiterate than men (41 percent). Gender disparity remains an issue of concern as girls continue to face greater challenges regarding school enrolment and are more likely not to complete basic education [5].

Liberia's current agricultural output is low in comparison to the period before the civil crisis when agriculture contributed up to 58 percent of GDP. This output fell as low as 38 percent in 2015, partly due to the Ebola crisis of 2014 which severely disrupted agricultural production (Ministry of Finance and Development Planning, 2015), but also because of other structural factors. Food production has been very low in Liberia with the country producing only around a third of its estimated annual staple requirement of 490,000 mt of rice. The main challenges to Liberia's farmers, including rural women smallholder farmers, are: poor road infrastructure, limited storage facilities, low market access, limited access to inputs, insufficient agricultural processing capacity, and poor crop quality and yields.

Liberia's Agenda for Transformation (AfT) is the road map for driving the country towards the achievement of its long-term goal of becoming a middle-income country by the year 2030. Under the AfT, the goal for the agriculture and food security sector is to "promote a robust, competitive and modernised agriculture sector, supportive of sustainable economic growth and development". WFP's Country Strategy 2013–2017 and the United Nations Development Assistance Framework (UNDAF) 2013–2017 were aligned with the Government's priorities as outlined in the AfT. Through the Country Programme, WFP supported government safety nets using a twofold approach: i) strengthening food and nutrition security through school meals, livelihoods promotion (supporting smallholder

farmers to produce more and sell the surplus for income generation) and social protection measures; and ii) strengthening national capacity to implement hunger solutions.

During the first half of 2017, as part of capacity strengthening initiatives, WFP and other partners supported the government-led Zero Hunger Strategic Review (ZHSR) – a first step towards domestic implementation of the Sustainable Development Goals (SDGs). The primary objective of this review was to assess the country's food and nutrition sector and identify challenges that, if not addressed, could impede the attainment of the SDG 2. The ZHSR process was highly gender responsive and considered equal men and women participation at every stage of the process, thus allowing for the identification and targeting of gender issues linked to food security and nutrition. The review report was launched by Her Excellency, Madam Ellen Johnson-Sirleaf, President of Liberia on 16 May 2017.

WFP's activities in Liberia account for a significant share (over 60 percent) of total government and partners' investments in the social protection sector, being the lead provider of social and productive safety net interventions through the school meals, livelihood and direct nutrition support interventions. In terms of coordination and the United Nations (UN) One UN Programme structures, WFP is the convener for pillar II (Sustainable Economic Transformation) and the UNDAF Monitoring and Evaluation Technical Working Group. In addition, WFP leads the Social Protection Outcome Working Group under Pillar III (Human Development) and is the UN lead for the National Social Protection Steering Committee which is chaired by the Government.

[1] WFP, 2016. "Liberia: What the World Food Programme is doing in Liberia". <<https://www.wfp.org/countries/liberia>>

[2] United States Agency for International Development (USAID), 2016. Liberian Businesses: the Engines of Economic Recovery and Growth.

[3] Paczynska 2016.

[4] WFP School Feeding Outcome Monitoring, 2017.

[5] Education Policy and Data Centre, Liberia National Education Profile 2014 Update.

WFP Objectives and Strategic Coordination

WFP continues to support efforts aimed at improving coordination and strengthening national capacities for the management of food security and nutrition related interventions and programmes in Liberia. Support is also provided to strengthen national capacity in supply chain management and establishing systems and frameworks for emergency preparedness and response. WFP achieved planned programme objectives through forging strategic partnerships with key national institutions, including the ministries of Health, Agriculture, Education, Internal Affairs, and Gender, Children and Social Protection. Beyond government ministries, WFP has aligned itself with development partners and emerging small and medium-sized enterprises along the agricultural value chain within Liberia.

The activities implemented under the Country Programme, PRRO and the United Nations Joint Programmes on Human Security Trust Fund and Rural Women Economic Empowerment (RWEE) are summarised below.

Country Programme 200395 (2013–2017), with an approved budget of USD 85,515,900, supported social safety nets through school meals and nutrition interventions, developed government capacity for sustainable management of social safety net programmes and reduced food insecurity in vulnerable rural communities. Through the second budget revision of the Country Programme, the Government requested WFP's support to implement food assistance and nutritional support targeting people living with HIV undergoing anti-retroviral treatment and women under prevention of mother-to-child transmission programmes. The school meals programme is implemented through the provision of food to pre-primary and primary schoolchildren under two modalities: daily in-school meal for all students; and monthly take-home rations for girls in grades 4, 5 and 6. The take-home rations encouraged more girls to enrol and attend with corresponding result in retention. The project includes a contingency activity to allow WFP to rapidly respond to needs for food assistance for 11,000 beneficiaries, comprising 50 percent women, in the event of a renewed Ebola Virus Disease (EVD) outbreak. Through the Country Programme, and in collaboration with other development actors, WFP invested in strengthening national disaster risk management capacities with focus on emergency preparedness, response and early warning. This investment led to the Government establishing the National Disaster Management Agency (NDMA) in 2017.

PRRO 200550 (2011–2017), with an approved budget of USD 35,867,715, was extended through to 30 June 2017 and assisted food-insecure refugees from Cote d'Ivoire living in three camps through the provision of general distributions. The voluntary repatriation of refugees, which was suspended during the EVD outbreak, resumed in December 2016 with the plan that any remaining refugees will be integrated locally by mid-2017. WFP will continue

supporting the reintegration of remaining Ivorian refugees under the Country Programme through ongoing resilience activities in their communities.

The United Nations Human Security Trust Fund 200858, with a total approved budget of USD 425,637, supported the implementation of innovative approaches for the development of agricultural value chains, and focused on enhancing the capacity of 6,000 vulnerable smallholder farmers with strong emphasis on women's empowerment (80 percent women).

WFP Liberia's Supply Chain Unit provides support to programme implementation through the receipt of food and non-food items, both imported and locally purchased, ensuring their safe storage, quality maintenance and, eventually, transporting them for final delivery to beneficiaries. In addition to the support to the programme implementation, the Supply Chain Unit was very instrumental during the Ebola emergency after the activation of the cluster operation. As a lead organization for the Logistics Cluster, WFP has maintained in-country supply chain capacity for support to humanitarian actors including service delivery.

Country Resources and Results

Resources for Results

Overall, the PRRO was 54 percent resourced against its USD 36.6 million requirement at the time the project closed on 30 June 2017. Against the 2017 requirement, the PRRO received no new contributions and utilised resources carried over from the previous year, as well as a Global Commodity Management Facility (GCMF) refund.

The Country Programme was also underfunded particularly for the school meals, nutrition and capacity development activities. The project was 59 percent resourced against its total budget of USD 85.5 million. Assistance to schoolchildren was suspended at the beginning March and resumption was only made possible through a Strategic Resource Allocation Committee (SRAC) provision of USD 2.2 million received in September 2017. Multilateral contributions allowed the country office flexibility in resource allocations guaranteeing the continuity of operations with critical funding gaps. The nutrition intervention was partially funded only for the implementation of nutrition support for people living with HIV and tuberculosis clients through the Global Fund. Activities planned to address stunting prevention were not funded in 2017. As in previous years, the capacity development activities planned under the Country Programme were largely underfunded except for those activities related to school meals. The home-grown school feeding (HGSF) did not also achieve the intended expansion in 2017 due to the lack of funding. The funding shortfalls negatively affected the achievement of planned results, particularly for school meals where outcome monitoring reported a 35 percent drop in school attendance in WFP-assisted schools when school meals activities were suspended in second semester of the school year.

Despite the funding challenges, WFP ensured that some of the mobilized resources specifically targeted gender sensitive activities such as the monthly take-home rations for 4,000 girls within the Country Programme and strengthening local structures in Sexual and Gender Based Violence prevention through the two United Nations joint programmes (Human Security Trust Fund and Rural Women Economic Empowerment). Women and children were the primary beneficiary targets for the assistance provided under the nutrition intervention activities, contributing to the overall improvement of the family's food and nutrition security and health status. The operations thus address WFP's Enhanced Commitment to Women. Furthermore, WFP and partners invested resources for the establishment of Community Food Reserves (CFRs) and the training of 40 rural women farmers in the proper management, benefits and operations of CFRs.

In 2017, WFP placed strong emphasis on ensuring cost efficiency in the delivery of programmes. This entailed making sure corporate procurement standards and procedures were followed in the procurement of food and non-food commodities. International food procurement processes were first checked with the GCMF stocks to ensure commodities were procured at right season, in the best quality and at the quantity offering the best value for money. Contracts for food delivery were negotiated through a competitive bidding process to ensure that the lowest bidders with appropriate capacity to achieve intended results were selected. A number of actions were instituted to ensure regular monitoring of budget and expenditure and recommendations were made to Senior Management to take in the event of unforeseen risks or actions that undermine efforts towards cost effective programme delivery. The actions included:

- A budget review committee put in place to periodically review budget and expenditure;
- Bulk procurement of fast-moving vehicle spare parts;
- Upgrading vehicles to improve fleet performance;
- Streamlining internal travels to optimise use of vehicles;
- Replacing individual office printers with shared printers and encouraging electronic filing as part of measure to reduce the use of stationery;
- In locations where facility exist, switching of office power supply from generator to national electricity power grid to reduce expenditure on generator running cost;
- Introducing the SCOPE platform for beneficiaries management; and
- Establishing the Beneficiary Feedback Mechanism to complement and improve performance monitoring.



Annual Country Beneficiaries

Beneficiaries	Male	Female	Total
Children (under 5 years)	2,542	5,478	8,020
Children (5-18 years)	78,948	80,535	159,483
Adults (18 years plus)	166,837	145,889	312,726
Total number of beneficiaries in 2017	248,327	231,902	480,229



Annual Food Distribution in Country (mt)

Project Type	Cereals	Oil	Pulses	Mix	Other	Total
Country Programme	5,727	454	1,311	664	67	8,223
Single Country PRRO	178	18	33	6	2	238
Total Food Distributed in 2017	5,906	473	1,343	670	70	8,461

Supply Chain

WFP's Supply Chain Unit is responsible for supporting implementation of activities through procurement, receipt of food and non-food items (imported and locally purchased), ensuring their safe storage, providing quality maintenance and ensuring the final delivery to beneficiaries.

The logistics infrastructure of WFP Liberia has existed for 25 years, set up to respond to emergencies within the country. The Logistics Base, situated inside the Port of Monrovia, is the main hub that supports all operations in the country, complemented by logistics assets in three sub-offices located in the central and southeastern parts of the country. Twenty-five facilities each with a capacity of 14,000 mt are used to store the food and non-food items. To move the food and non-food items, WFP contracted transporter companies and used its own trucks on roads inaccessible to commercial vehicles due to bad road conditions. A total of 8,631.434 mt of food was transported in 2017.

In 2016, WFP merged the Procurement and Logistics units into one Supply Chain Unit aligning with the corporate architecture in order to improve efficiency in decision-making. The Unit carried out the local purchase of 1,276.74 mt of food which allowed the school meals activities to resume in November 2017. The Supply Chain Unit promoted internal, external and cross functional training sessions for six local processing experts to employ the Logistics Execution Support System (LESS). Due to this expertise, most of the staff have been solicited for temporary duty assignments (TDY) to support emergency operations in other countries especially in Nigeria. The Unit also ensured that post-delivery losses remained below 1 percent, in accordance with the acceptable corporate target of 2 percent.

During 2017, the Unit experienced a number of challenges including poor road network and this resulted in delayed delivery of food to the beneficiaries in counties prone to heavy downpours of rain. This situation was exacerbated by delays in the pipeline for the delivery of food to the warehouses which meant food arrived during periods in which pre-positioning was a challenge, i.e. during the raining season. Nonetheless, the Supply Chain Unit initiated other methods such as early pre-positioning and increasing the use of 4x4 vehicle fleet to ensure food arrive at the required destinations.



Annual Food Purchases for the Country (mt)

Commodity	Local	Regional/International	Total
Beans	116	-	116
Iodised Salt	4	-	4
Rice	1,119	519	1,638
Vegetable Oil	52	-	52
Total	1,292	519	1,810
Percentage	71.4%	28.6%	

Annual Global Commodity Management Facility Purchases Received in Country (mt)

Commodity	Total
Corn Soya Blend	335
Rice	350
Split Peas	118
Vegetable Oil	88
Total	890

Implementation of Evaluation Recommendations and Lessons Learned

A centralised evaluation of PRRO 200550 was carried out by the Office of Evaluation in March 2016. Eight recommendations emanated from the evaluation and gave rise to 28 action points in the management response to the evaluation. As of December 2017, the action points were in various stages of implementation.

In line with the first recommendation, an in-depth livelihood assessment was conducted in collaboration with the Office of the United Nations High Commissioner for Refugees (UNHCR), but gender analysis remains pending. The second recommendation to implement an operational plan to ensure a smooth phase out of the PRRO based on a livelihoods assessment could not be fully implemented as the PRRO ended in June 2017 before the release of the livelihood assessment. Action points related to Recommendation 3, support to vulnerable groups during the phase out of the PRRO by supporting the establishment of synergies with other government and partners' programmes, is mostly implemented or in progress. Joint advocacy with UNHCR and the Liberia Refugee Repatriation and Resettlement Commission (LRRRC) to prioritise and address protection needs of refugee girls and women living in host communities is currently pending. The action points for Recommendation 4, improving the monitoring and evaluation system to meet WFP Minimum Monitoring Requirements, have been implemented.

A Protection Focal Point has been appointed in line with Recommendation 5 although the development and implementation of a Protection Work Plan was not completed in 2017. Nutrition sensitisation and education have been incorporated in most applicable activities in the Liberia Transitional-Interim Country Strategic Plan (T-ICSP) in compliance with Recommendation 6 of the evaluation. The country office is largely compliant with Recommendation 7, improve accountability to affected populations, with plans underway to implement an accountability self-assessment. In relation to Recommendation 8, address gender sensitivity gaps within the country programme, a gender assessment at the national level (inclusive of refugee populations) is pending due to the 2017 presidential and legislative elections and the ongoing transitional process in the country. Issues highlighted related to gender equality and women empowerment have been identified and resources solicited under the Liberia T-ICSP which will be implemented from January to December 2018. Furthermore, WFP actively participated in the United Nations Country Team (UNCT) Gender Team Group which has significantly improved networking among the members and enhanced the gender sensitivity of WFP's interventions in Liberia. Additionally, the observance of a monthly "Orange Day" on the 25th of each month has increased staff awareness and participation in gender related activities in the country office.

Project Results

Activities and Operational Partnerships

The Country Programme included four components:

- Supporting the Government to reduce chronic hunger and undernutrition for the most vulnerable targeting schoolchildren and people living with HIV (PLHIV) and tuberculosis (TB), in line with WFP Strategic Objective 4;
- Restoring food security and nutrition, and establishing or rebuilding livelihoods for vulnerable food-insecure communities previously affected by the Ebola Virus Disease (EVD) epidemic. This component, in line with WFP Strategic Objective 2, also included the establishment of Community Grain Reserves (CGRs) aimed at reducing the impact of shocks such as seasonal food shortages and increases in food prices;
- Maintaining WFP's capacity to rapidly respond to a re-emergence of EVD through contingency activities, in line with WFP Strategic Objective 1. This activity was not implemented as there was no EVD outbreak in the country in 2017 as envisaged; and
- Strengthening national capacities to develop and manage nationally owned hunger solutions through the provision of technical expertise in the areas of food security and vulnerability analysis, disaster risk reduction and management, and promoting market access for smallholder farmers through the home-grown school feeding (HGSF) pilot initiatives, in line with WFP Strategic Objective 5.

Strategic Objective 4: Reduce undernutrition and break the intergenerational cycle of hunger

Through the school meals activities, WFP targeted 127,000 public and community primary schoolchildren in food-insecure counties with daily in-school meals as well as providing monthly take-home rations for 4,000 girls in upper primary classes (grades 4-6). The take-home ration was provided in schools with disproportionate gender gap, 15 percent and above in favour of boys. WFP's support to the education activities seeks to promote access to basic education and develop human capital through school meals while improving gender parity in primary schools through take-home rations for girls.

WFP expanded the pilot HGSF programme from 1,421 students in 6 schools to cover 3,260 students in 12 schools. Students assisted through the regular daily school meals received rice, vegetable oil, pulses and salt while HGSF students received a daily food ration comprising of locally produced items such as roots and tubers, fresh vegetables and fruits, vegetable oil and protein sources food including fish. In partnership with the Food and Agriculture Organization of the United Nations (FAO), the Ministry of Agriculture and school communities, some of the selected schools were supported to establish and manage school gardens and energy-efficient stoves.

In collaboration with other stakeholders, WFP worked with the Government to enhance national capacities in developing and managing school meals programmes including HGSF. WFP signed a Joint Plan of Action with the Ministry of Education to cost-share the implementation of the school meals programme including joint monitoring and supervision, Ministry of Education staff capacity strengthening, parent-teacher association and community mobilization, and provision of logistics support to enable smooth programme delivery. The Joint Plan of Action is key to ensuring government ownership and commitment with the aim to gradually handover the programme to the Government.

WFP planned to support the Ministry of Health on stunting prevention for children aged 6-23 months and improve the nutritional status of children with moderate acute malnutrition through assisting in the revision of the nutrition policy in partnership with other United Nations (UN) agencies. WFP had planned to re-introduce direct nutritional support to complement interventions addressing stunting, however, due to resource constraints, these activities did not take place in 2017.

With a contribution from the Global Fund, WFP supported the Government in implementing Round 8, Phase II of the Global Fund to Fight AIDS, TB and Malaria. The activity targeted PLHIV and TB by providing food assistance to anti-retroviral therapy (ART) clients and HIV-affected pregnant and lactating women (PLW) for the prevention of mother-to-child transmission (PMTCT). The PMTCT services were provided to maintain and restore adequate nutritional status for HIV-infected PLW and their children while strengthening linkages between antenatal care and PMTCT services [1]. Food rations were provided for two household members to encourage PMTCT client treatment compliance, maximise treatment adherence rates and reduce the amount of lost-to-follow-up ART patients [2].

Strategic Objective 2: Support or restore food security and nutrition and establish or rebuild livelihoods in fragile settings and following emergencies

Alongside the UN Joint Programme for Rural Women Economic Empowerment (RWEE) and the Human Security Trust Fund (HSTF), WFP finalized the establishment of ten new CGRs in 2017. Five CGRs were established in

Maryland, River Gee, Sinoe, Margibi and G. Bassa counties, one each in Nimba and Grand Gedeh and another three were established in Cape Mount, Rivercess and Gbarpolu. The CGRs were designed to offset seasonal fluctuations in food prices and reduce hunger especially during the lean season. Community members borrow grains from the CGRs during times of scarcity and high prices, and repay in cash or in-kind after their harvest. The CGRs were managed by women's groups trained in partnership with the Ministry of Gender, Children and Social Protection.

To support livelihoods asset rehabilitation and development, WFP implemented the food assistance-for-assets (FFA) programme alongside establishing the CGRs. WFP also supported the strengthening of small-scale food fortification and capacity development within women farmer's organizations to improve production and processing of high-value commodities that meet HGSF requirements through the Purchase for Progress (P4P) approach. Beyond providing commodities for school meals, P4P addresses issues related to developing agricultural value chains and creating market linkages for smallholder farmers.

Through its local food procurement activities, WFP supported smallholder farmers to increase their production and productivity by providing them with guaranteed access to markets for the sale of their harvest through the school meals programme. The intervention enhanced market competitiveness and sustainability in the long term by preparing smallholder producers for engagement with private and public sector market actors.

Strategic Objective 5: Strengthen the capacities of countries to reduce hunger, including through hand-over strategies and local purchase

Through the capacity strengthening activities, WFP supported the Government of Liberia to advocate for the establishment and operationalization of the National Disaster Management Agency (NDMA) in Liberia. WFP also worked with the Ministry of Agriculture and the Liberia Institute for Statistics and Geo Information Services (LISGIS) to enhance national capacity in food security information management including undertaking seasonal food security analysis, and monthly market price monitoring for the basic food and non-food items in the country.

WFP activities were implemented through 12 cooperating partners, two international non-governmental organizations (NGOs) and ten local NGOs. The overall number of cooperating partners increased significantly compared to 2016 due to the shift in the composition of WFP's activities to focus on livelihoods, nutrition and capacity strengthening. Partnerships with ten new cooperating partners were made throughout the year based on their technical expertise and comparative advantage. Like in previous years, WFP continued to use due diligence processes including assessments and monitoring of all partners to ensure quality performance and accountability.

In addition to the partnership with local and international NGOs, WFP continued to cooperate with other UN agencies and the Government of Liberia to strengthen the implementation of its activities and increase their impact. This enabled WFP to strongly align its programming with the United Nations Development Assistance Framework (UNDAF) and the Government's development agendas including the Agenda for Transformation (AfT).

Partnerships with key government line ministries (Health, Agriculture, Internal Affairs and Education), the Liberia Institute of Statistics and Geo Information Services (LISGIS) and UN agencies – FAO, the United Nations Children's Fund (UNICEF), the United Nations Entity for Gender Equality and the Empowerment of Women (UN Women) and the United Nations Development Programme (UNDP) – were largely sealed and maintained through Memorandum of Understanding (MOU). They ensured the implementation of nutrition, food security, market price monitoring, emergency preparedness, school meals, livelihoods and social protection as well as the completion of the Zero Hunger Strategic Review and other joint assessments.

The nutrition activity, supported by the Global Fund project, was implemented under an MOU with the Ministry of Health with monitoring conducted by the national HIV/AIDS network group. In collaboration with UNICEF, a joint proposal was developed for funding through the Global Disease Eradication Fund. The project, if funded, will commence in 2019 and seeks to improve the capacity of health workers in nutrition in order to improve quality and coverage of nutrition services in public health facilities, ensure quality delivery of standardised and integrated package of community maternal, neonatal, child and adolescents interventions with Infection Prevention and Control, and address moderate acute malnutrition in targeted population.

In close coordination with FAO and the Ministry of Agriculture, WFP operated the LISGIS to enhance information management systems, and developed joint programme plans and resource mobilization strategies for a nationwide assessment of the food security and nutrition situation, known as the Comprehensive Food Security and Nutrition Survey.

For the livelihoods activities such as the ones under the RWEI project, WFP collaborated with FAO, UN Women, the ministries of Gender, Children and Social Protection and Agriculture, and the communities.

The government-led Zero Hunger Strategic Review process re-enforced the Government of Liberia's call for action on school meals as one of the activities for strengthening safety net programmes. The MOU between WFP and the Ministry of Education for the implementation of school meals in 9 of the 15 counties of Liberia goes beyond food

delivery to schoolchildren. It also supports the development and improvement of systems, enhances resilience and strengthens the Ministry's personnel base at the national and local levels for the eventual takeover of the implementation of a sustainable government-owned school meals programme.

The Zero Hunger Strategic Review process brought a new dimension for widespread partnerships in Liberia in 2017. Beyond UN agencies and government ministries, there was participation from commerce and industry, youth, the Governance Commission, civil society organizations, donors, development partners, academia and, most prominently, the Office of the President.

[1] Effective treatment of malnutrition in PMTCT clients requires treating infections so that the body can resume efficient metabolizing of food.

[2] This activity seeks to maintain or re-establish the nutritional status of malnourished ART clients to delay disease progression and improve treatment uptake and success.

Results

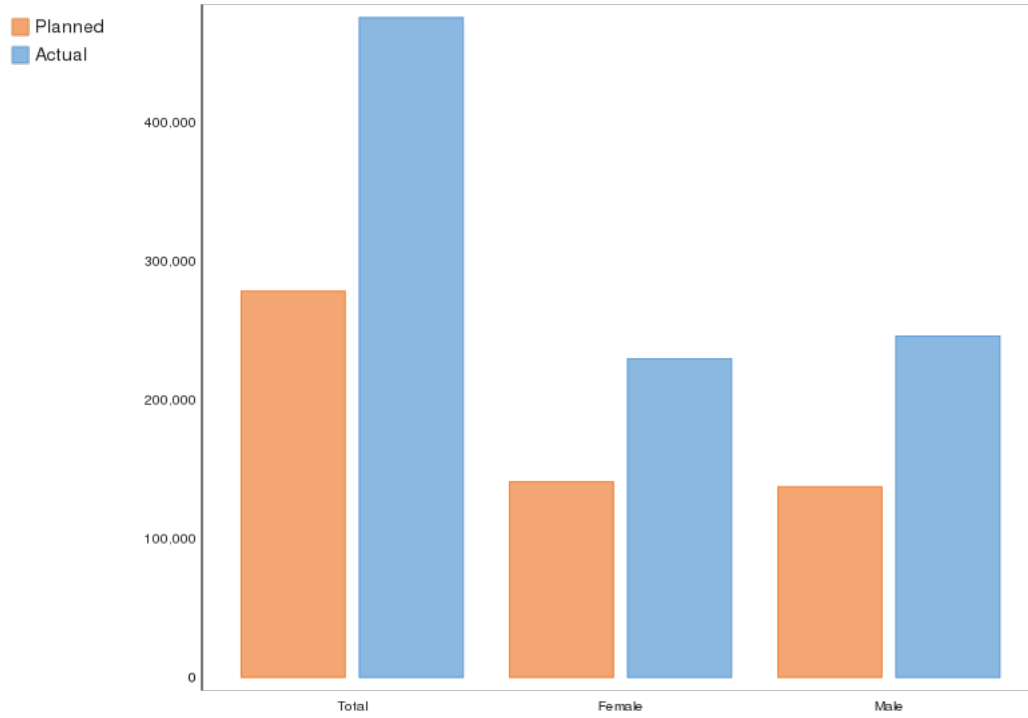
WFP Liberia supported 577 schools reaching 150,444 primary schoolchildren with daily hot meals and 6,567 adolescent girls in grades 4, 5 and 6 in 256 schools with monthly take-home rations. However, funding challenges led to a pipeline break in the middle of the academic year from March to June 2017 resulting in a drop in school attendance in WFP-supported schools. The country office also implemented capacity strengthening activities to support the Ministry of Education in the management, monitoring and reporting on the programme implementation. Furthermore, a total of 2,320 cooks, teachers and feeding monitors were trained in various aspects of school meals management to support effective programme delivery at the county, district and school levels.

In 2017, the country office expanded its home-grown school feeding (HGSF) activity to 12 schools, increasing HGSF beneficiaries from 1,421 in 2016 to 3,260 in 2017. WFP delivered 115 mt of food to the HGSF beneficiaries. Four women farmers groups were organized and linked to the schools to directly supply food items. It was found that in the fifth and final year of implementing the Country Programme, WFP-assisted schools fell short of meeting target for some indicators, including enrolment and attendance rates and gender ratio. During the five years of its implementation, four rounds of school meals outcome monitoring were completed. Data emerging from the outcome monitoring showed that the values of some indicators fluctuated from one year to another. Although no systematic data analysis was conducted to determine the underlying causes of the fluctuation, empirical data collected during field monitoring attributed the fluctuation to several factors including intermittent suspension of school meals due to funding shortfalls, frequent absence of teachers from school and cultural practices that keep some students, especially girls, from attending school during some periods of the school year.

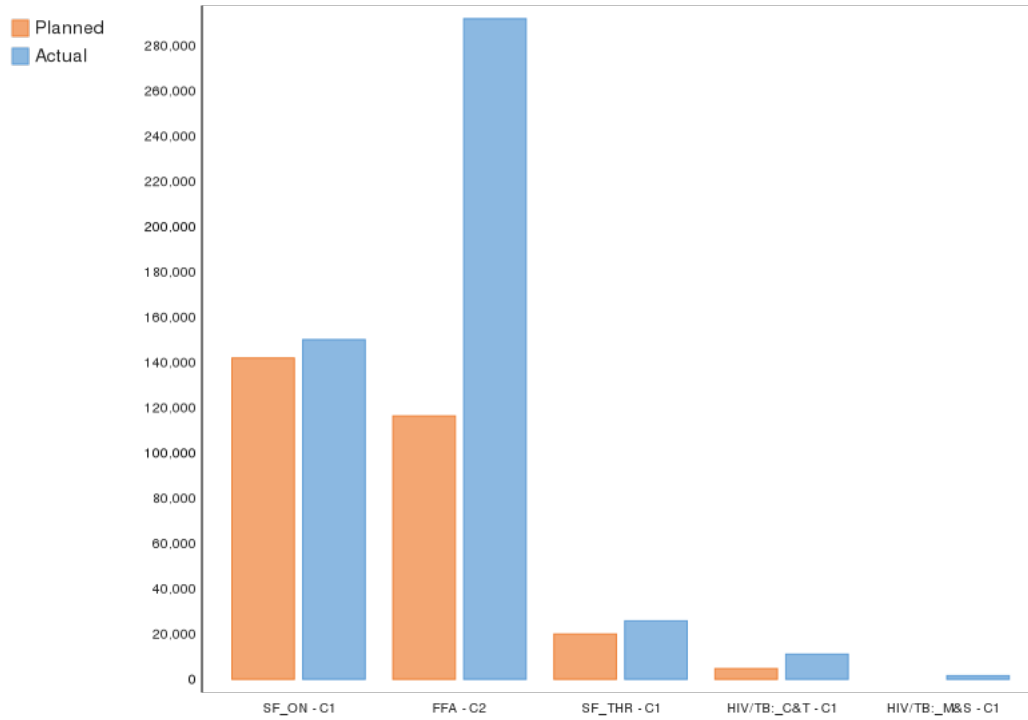
Through the Livelihood Asset and Market Promotion (LAMP) activities, conditional commodity transfers were provided to food-insecure smallholder rice producers and their households who participated in food assistance-for-assets (FFA) activities in ten counties. WFP reached 23,652 targeted households (78 percent of planned households) with an adequate quantity of food to support the implementation despite several delays associated with food arrival. Fifty-five percent of beneficiaries reached (13,011) were women, an increase from 2016 as a result of the FFA programme supporting more vegetable producers. FFA activities coincided with the start of the cropping season, which affected regular participation in FFA activities as beneficiaries prioritised land preparation. This led to more food beneficiaries than asset beneficiaries as the labour-intensive works were prioritised. For the first time, FFA activities covered 10 of Liberia's 15 counties including 2 urban zones within Monrovia. For agriculture and infrastructure interventions, FFA provided in-kind incentives which contributed to an increased amount of food at the household level and hence a reduction in the depletion of seed stocks.

Assistance to HIV and tuberculosis (TB) clients was supported by the Global Fund. This activity contributed to strengthening national capacities for addressing the nutritional needs of people living with HIV/AIDS (PLHIV) and TB patients. This direct nutrition intervention combined with complementary activities implemented by other actors in the sector contributed to an improved nutritional status of people affected by HIV and TB, improved treatment adherence, and increased voluntary counselling and testing coverage. The programme reached 22 percent more beneficiaries than planned. This overachievement was a result of the direct food assistance provided to malnourished HIV clients on anti-retroviral therapy, and prevention of mother-to-child transmission and two members of their households, provision of feeding formula for infants exposed to HIV and food assistance for drug resistant TB patients. The project also supported the upgrading of store rooms at health facilities to improve commodity management. On-site training and provision of anthropometric materials – mid-upper arm circumference (MUAC) tapes, scales and height boards – were other support provided to improve the overall programme delivery.

Annual Project Beneficiaries




Annual Project Beneficiaries by Activity



SF_ON: School Feeding (on-site)
 FFA: Food-Assistance-for-Assets
 SF_THR: School Feeding (take-home rations)
 HIV/TB: _C&T: HIV/TB: Care&Treatment
 HIV/TB: _M&S: HIV/TB: Mitigation&Safety Nets

Modality of Transfer by Activity



SF_ON: School Feeding (on-site)
 SF_THR: School Feeding (take-home rations)
 HIV/TB: _C&T: HIV/TB: Care&Treatment
 HIV/TB: _M&S: HIV/TB: Mitigation&Safety Nets
 FFA: Food-Assistance-for-Assets



Annual Project Food Distribution

Commodity	Planned Distribution (mt)	Actual Distribution (mt)	% Actual v. Planned
Comp.1-STRENGTHEN SOCIAL SAFETY NETS			
Beans	-	185	-
Bulgur Wheat	2,819	592	21.0%
Corn Soya Blend	66	664	1,001.6%
Iodised Salt	106	42	39.6%
Olive Oil	9	-	-
Rice	1,029	1,174	114.1%
Split Lentils	6	-	-
Split Peas	919	144	15.7%
Sugar	7	-	-
Vegetable Oil	302	301	99.6%
Subtotal	5,263	3,102	58.9%

Commodity	Planned Distribution (mt)	Actual Distribution (mt)	% Actual v. Planned
Comp.2-PROMOTE PRODUCTIVE SAFETY NETS			
Iodised Salt	-	25	-
Rice	582	3,961	680.7%
Split Peas	116	982	843.6%
Vegetable Oil	36	153	421.4%
Subtotal	735	5,122	697.2%
Total	5,998	8,223	137.1%

Cash Based Transfer and Commodity Voucher Distribution for the Project (USD)

Modality	Planned (USD)	Actual (USD)	% Actual v. Planned
Comp.2-PROMOTE PRODUCTIVE SAFETY NETS			
Cash	600,000	-	-
Total	600,000	-	-

Performance Monitoring

WFP Liberia country office conducted monthly monitoring for the three activities implemented under its country programme in 2017: school meals, nutrition intervention and food assistance for assets (FFA). One process monitoring was undertaken for the nutrition activities while post-distribution monitoring was performed for school meals and nutrition. The country office recorded a 5 percent increase above the number of monitoring visits planned.

Findings from the monthly monitoring helped WFP to take corrective actions and lay out appropriate mitigation measures where necessary. A recommendation matrix was developed to keep track of all the recommendations emanating from monitoring visits and oversight missions as well as evaluations. Responsible persons were notified and follow-up actions taken to ensure that comprehensive implementation of recommendations were achieved. Findings of process monitoring highlighted that food assistance provided to people living with HIV/AIDS (PLHIV) contributed significantly to increasing treatment adherence and recovery rates. The findings showed an increase in the overall recovery rate of 85 percent above target of 55 percent while achievement in treatment adherence rate of 95 percent compared to project target of 60 percent.

Data collection for the outcome monitoring was carried out using Open Data Kit (ODK), configured tablets and uploaded onto ONA, an online data aggregation and visualisation platform. Analysis was conducted using the Statistical Package for the Social Sciences (SPSS). A debriefing session was held after the analysis to share and document lessons learned.

The outcome monitoring for school meals randomly sampled 30 percent of WFP-supported schools in each county. Analysis of the school meals outcome monitoring revealed a decrease in enrolment and attendance rates in 2017 by 14.4 percent and 35 percent respectively compared to 2016. Although key informant interviews conducted did not clearly establish what contributed to the 35 percent drop in attendance, it is useful to highlight the outcome monitoring data collection was conducted in May 2017 at which point school meals had already been suspended for three months.

A Beneficiary Feedback Mechanism (BFM) system was put in place to receive beneficiaries feedback and to complement monitoring activities in the country office. The BFM afforded beneficiaries the opportunity to raise any concerns about the implementation of WFP programmes in their communities. These concerns ranged from compliments to request for information such as the next distribution dates. The BFM helped to link the beneficiaries to WFP thus creating opportunity to hear their views about WFP interventions to inform management

decision-making.

As means of improving the monitoring processes and properly accounting for beneficiaries across WFP activities, SCOPE, WFP's corporate digital beneficiary and transfer-management platform, was rolled out in the country office in 2017. It is currently being piloted on the Japanese Bilateral Project supporting smallholder farmers. The Country Office Tool for Monitoring Effectively (COMET), rolled out in 2016, was helpful in the processing of project output data.

Progress Towards Gender Equality

In 2017, significant investment was made to ensure that the Country Programme activities were gender responsive. Efforts were made at the programme design and implementation stages to increase awareness and advocacy for gender mainstreaming. In offices and at project sites, WFP continued monthly activities to raise awareness among cooperating partners, government counterparts, project communities and beneficiaries. Furthermore, Orange Day was observed in all of WFP offices in the country on the last Friday of each month with staff encouraged to wear orange as part of the advocacy and awareness-raising strategies. WFP is an active participant in the United Nations Country Team (UNCT) Gender Team Group which meets regularly to review and discuss gender mainstreaming in all UN programmes in the country.

Addressing the critical issue of sexual and gender-based violence has become a national concern in Liberia. Rights groups and other civil society organizations are leading the campaign to end violence against women. Members of the Liberian Senate have included advocacy for equal rights and other gender responsive issues during the confirmation hearings for government appointees. The Ministry of Gender, Children and Social Protection ensures that gender issues are fully covered in all major government policy and programme developments.

At the project activity level, there has been marked improvement in the participation of women in project and food management committees. The nutrition outcome monitoring conducted in December 2017 reported women's participation in decision-making on use of assistance (cash and in-kind) at the household level is at 59 percent and men at 41 percent. At school and community levels, although no survey was conducted to verify findings, monitoring reports indicated increased women's interest and participation in the school meals programme, particularly in the areas of food and non-food items management and Parent-Teacher Association related activities. This increase can be attributed to continuous awareness and advocacy for equal participation of men and women in decision-making positions. Furthermore, most schools have at least two cooks of which at least 90 percent are women. Men's participation is still higher than women's overall due to the literacy disparity between men and women in most rural communities and the fact that most of the teachers and school administrators are men.

In the food assistance-fora-assets (FFA) activities, food and asset management committees were established in each project site with equal representation of men and women. In the selection of project participants, communities were encouraged to ensure at least 60 percent of participants were women. Acknowledging their higher vulnerability to food insecurity, the Government and the UN prioritised women, especially households headed by women under two joint programmes managed by the Government of Liberia and the UN: the Rural Women Economic Empowerment (RWEE) and the Human Security Trust Fund, implemented by UN Agencies (WFP, Food and Agriculture Organization of the United Nation, United Nations Entity for Gender Equality and the Empowerment of Women, United Nations Children's Fund, International Labour Organization) and their government counterparts (ministries of Agriculture and Gender, Children and Social Protection). Under these projects, WFP supported the establishments of Community Grain Reserves that were headed and managed by women in rural areas.

Protection and Accountability to Affected Populations

Throughout 2017, the country office worked closely with government counterparts and partners to ensure that beneficiaries were adequately informed about the programmes and due caution was exercised at all times to ensure the safety and protection of the beneficiaries. WFP solicited the views of beneficiaries through regular monitoring and field missions to project sites. Efforts were made to ensure that all monitoring tools and questionnaires were properly designed to collect the necessary feedback from participants as well as beneficiaries and those involved in the implementation of various interventions.

WFP put in place the Beneficiaries Feedback Mechanism (BFM) through which the country office received complaints and feedback from beneficiaries and concerned individuals about WFP interventions. The BFM was very effective in providing timely information to management and staff on the use of project resources. The platform also complemented WFP monitoring activities in project areas that are not easily accessible at certain times of the year due to bad road conditions, limited resources and frequent staff turnovers. Through the toll-free mobile

telephone, WFP provided beneficiaries for the BFM and received useful information in timely manner to trigger management's deployment of monitors to quickly follow-up on issues of commodity handling especially at the school level. WFP implemented activities in 550 schools and at more than 150 nutrition and livelihood project sites, throughout the 15 counties of Liberia. The BFM aided and simplified monitoring tasks and improved the country office's accountability to affected populations. The country office has taken appropriate actions to ensure that the BFM is widely used including the distribution and posting of flyers with sensitisation messages to all final distribution points.

WFP took into consideration the basic beneficiary protection principles and procedures for conducting safe and dignified distribution of assistance to people in need. This included providing information to beneficiaries in timely manner about distribution schedule, entitlements and ration sizes per distribution cycle as well as adjustments in food baskets whenever there was change in ration.

At the national level, the Government has put in place various coordination mechanisms to ensure that its partners are transparent and accountable. There is a Social Protection Coordination Committee led by the Ministry of Gender, Children and Social Protection; a Nutrition Coordination Committee led by the Ministry of Health; a School Feeding Coordination Committee led by the Ministry of Education; a Food Security Coordination Committee led by the Ministry of Agriculture; a Human Rights Working Group led by the United Nations (UN) Mission in Liberia; and a United Nations Development Assistance Framework (UNDAF) Steering Committee which is jointly chaired by the Ministry of Finance and Development Planning and the UN Resident Coordinator's office. These various bodies meet periodically for the Government and stakeholders to share information and receive feedback on interventions in their sectors.

Story Worth Telling

Rural Women No Longer Threshing, Milling With their Feet & Hands as RWEE Project takes them to Next Level

In late November, the small southeastern Liberian town of Gbawanken in Maryland county reverberated with singing, drumming, dancing, rice threshing and milling, cassava grinding and statements of appreciation by the local people. Beautifully clad in blue and white attires, the Gbawanken Tended Rural Women Organization supported by their men counterparts sang and danced in unison.

With a population of 1,200 and located 50 km from Harper (provincial capital of Maryland county), Gbawanken is a little known but vibrant town neighbored by five other settlements, and canopied in evergreen shrubs, towering trees and verdant sceneries that most of Liberia's countryside is endowed with. With farming as their main livelihood enterprise, the people are said to be hardworking and once given a small push, they can leap miles.

The Gbawanken Tended Rural Women Organization members were first time owners of the innovative Community Grain Reserves (CGR) provided by WFP and partners under the Rural Women Economic Empowerment (RWEE) project implemented by the Government of Liberia through the ministries of Gender and Agriculture as well as the United Nations Entity for Gender Equality and the Empowerment of Women (UN Women), the Food and Agriculture Organization of the United Nations (FAO). In addition to the concrete structure housing the food reserves, the RWEE project also provided a drying floor, toilet, one hand pump, and a generator alongside a rice mill, rice thresher, cassava grinder, power tiller and trainings on how to use the equipment provided.

"It's like a passport to ease physical labour and so increase the quality of milled rice and ground cassava," said WFP's National Programme Officer, Lonnie Herring.

The civil war that caused the deaths of 250,000 and the Ebola onslaught which claimed 4,800 lives may be long gone, but for many Liberians the road to recovery hovers.

Through the United Nations Development Programme (UNDP), the RWEE project was introduced in October 2014 designed to scale up and expand innovative models, develop new approaches to address inequalities faced by rural women and build on the respective strengths of the cooperating partners.

The scenes of jubilation exhibited by the beneficiaries were in part triggered by the enormous success of the project. Underscoring the milestones, Mr. Herring said: "The project has reached 5,650 women directly in the five operating counties (Maryland, River Gee, Sinoe, Grand Bassa and Margibi) comprising 28,000 household members." He added that 3,186 women were trained on improved agricultural practices and techniques and 2,141 women received nutritional advice while all 5,650 women accessed financial services.

Gbawanken Tended Rural Women Organization's Chairlady, Ma Evelyn Korhyene, thanked WFP and partners: "In the old days we had to thrash rice underneath our feet and beat it with our hands in the mortar but now we are threshing and milling in minutes," said Ma Evelyn. RWEE Global Coordinator expressed satisfaction over the

progress made and urged all partners to continue working as a team.

Figures and Indicators

Data Notes

Cover page photo © WFP/ John Monibah

Farmers of a Japanese Bilateral Project harvesting rice in Bong County, Liberia.

Overview of Project Beneficiary Information

Table 1: Overview of Project Beneficiary Information

Beneficiary Category	Planned (male)	Planned (female)	Planned (total)	Actual (male)	Actual (female)	Actual (total)	% Actual v. Planned (male)	% Actual v. Planned (female)	% Actual v. Planned (total)
Total Beneficiaries	137,400	140,982	278,382	245,930	229,665	475,595	179.0%	162.9%	170.8%
Total Beneficiaries (Comp.1-STRENGTHEN SOCIAL SAFETY NETS)	92,127	69,873	162,000	89,480	99,230	188,710	97.1%	142.0%	116.5%
Total Beneficiaries (Comp.2-PROMOTE PRODUCTIVE SAFETY NETS)	45,273	71,109	116,382	156,450	130,435	286,885	345.6%	183.4%	246.5%
Comp.1-STRENGTHEN SOCIAL SAFETY NETS									
By Age-group:									
Children (under 5 years)	1,924	4,520	6,444	2,518	5,425	7,943	130.9%	120.0%	123.3%
Children (5-18 years)	84,576	59,630	144,206	78,186	79,758	157,944	92.4%	133.8%	109.5%
Adults (18 years plus)	5,627	5,723	11,350	8,776	14,047	22,823	156.0%	245.4%	201.1%
By Residence status:									
Residents	92,127	69,873	162,000	90,258	98,452	188,710	98.0%	140.9%	116.5%
Comp.2-PROMOTE PRODUCTIVE SAFETY NETS									
By Age-group:									
Children (under 5 years)	9,311	21,880	31,191	-	-	-	-	-	-
Children (5-18 years)	8,729	21,531	30,260	-	-	-	-	-	-
Adults (18 years plus)	27,233	27,698	54,931	156,450	130,435	286,885	574.5%	470.9%	522.3%
By Residence status:									
Residents	45,273	71,109	116,382	156,450	130,435	286,885	345.6%	183.4%	246.5%

Participants and Beneficiaries by Activity and Modality

Table 2: Beneficiaries by Activity and Modality

Activity	Planned (food)	Planned (CBT)	Planned (total)	Actual (food)	Actual (CBT)	Actual (total)	% Actual v. Planned (food)	% Actual v. Planned (CBT)	% Actual v. Planned (total)
Comp.1-STRENGTHEN SOCIAL SAFETY NETS									
School Feeding (on-site)	142,000	-	142,000	150,144	-	150,144	105.7%	-	105.7%
School Feeding (take-home rations)	20,000	-	20,000	25,842	-	25,842	129.2%	-	129.2%
HIV/TB: Care&Treatment;	4,750	-	4,750	11,112	-	11,112	233.9%	-	233.9%
HIV/TB: Mitigation&Safety; Nets	-	-	-	1,612	-	1,612	-	-	-
Comp.2-PROMOTE PRODUCTIVE SAFETY NETS									
Food-Assistance-for-Assets	116,382	10,000	116,382	291,963	-	291,963	250.9%	-	250.9%

Annex: Participants by Activity and Modality

Activity	Planned (food)	Planned (CBT)	Planned (total)	Actual (food)	Actual (CBT)	Actual (total)	% Actual v. Planned (food)	% Actual v. Planned (CBT)	% Actual v. Planned (total)
Comp.1-STRENGTHEN SOCIAL SAFETY NETS									
School Feeding (on-site)	142,000	-	142,000	150,144	-	150,144	105.7%	-	105.7%
School Feeding (take-home rations)	4,000	-	4,000	6,458	-	6,458	161.5%	-	161.5%
HIV/TB: Care&Treatment;	2,550	-	2,550	10,980	-	10,980	430.6%	-	430.6%
HIV/TB: Mitigation&Safety; Nets	-	-	-	1,611	-	1,611	-	-	-
Comp.2-PROMOTE PRODUCTIVE SAFETY NETS									
Food-Assistance-for-Assets	19,397	2,000	19,397	62,855	-	62,855	324.0%	-	324.0%

Participants and Beneficiaries by Activity (excluding nutrition)

Table 3: Participants and Beneficiaries by Activity (excluding nutrition)

Beneficiary Category	Planned (male)	Planned (female)	Planned (total)	Actual (male)	Actual (female)	Actual (total)	% Actual v. Planned (male)	% Actual v. Planned (female)	% Actual v. Planned (total)
Comp.1-STRENGTHEN SOCIAL SAFETY NETS									
School Feeding (on-site)									
Children receiving school meals in primary schools	85,200	56,800	142,000	74,823	75,321	150,144	87.8%	132.6%	105.7%
Total participants	85,200	56,800	142,000	74,823	75,321	150,144	87.8%	132.6%	105.7%

Beneficiary Category	Planned (male)	Planned (female)	Planned (total)	Actual (male)	Actual (female)	Actual (total)	% Actual v. Planned (male)	% Actual v. Planned (female)	% Actual v. Planned (total)
Total beneficiaries	85,200	56,800	142,000	74,823	75,321	150,144	87.8%	132.6%	105.7%
School Feeding (take-home rations)									
Children receiving take-home rations in primary schools	1,556	2,444	4,000	-	6,458	6,458	-	264.2%	161.5%
Total participants	1,556	2,444	4,000	-	6,458	6,458	-	264.2%	161.5%
Total beneficiaries	7,780	12,220	20,000	8,379	17,463	25,842	107.7%	142.9%	129.2%
HIV/TB: Care&Treatment;									
ART Clients receiving food assistance	778	1,222	2,000	2,685	6,831	9,516	345.1%	559.0%	475.8%
TB Clients receiving food assistance	-	-	-	298	492	790	-	-	-
PMTCT Clients receiving food assistance	-	550	550	3	671	674	-	122.0%	122.5%
Total participants	778	1,772	2,550	2,986	7,994	10,980	383.8%	451.1%	430.6%
Total beneficiaries	1,848	2,902	4,750	2,986	8,126	11,112	161.6%	280.0%	233.9%
HIV/TB: Mitigation&Safety; Nets									
PMTCT Clients receiving food assistance	-	-	-	778	833	1,611	-	-	-
Total participants	-	-	-	778	833	1,611	-	-	-
Total beneficiaries	-	-	-	778	834	1,612	-	-	-
Comp.2-PROMOTE PRODUCTIVE SAFETY NETS									
Food-Assistance-for-Assets									
People participating in asset-creation activities	7,759	11,638	19,397	2,774	2,804	5,578	35.8%	24.1%	28.8%
Activity supporters (Food-Assistance-for-Assets (Agricultural/crop production promotion))	-	-	-	31,290	25,987	57,277	-	-	-
Total participants	7,759	11,638	19,397	34,064	28,791	62,855	439.0%	247.4%	324.0%
Total beneficiaries	45,273	71,109	116,382	159,224	132,739	291,963	351.7%	186.7%	250.9%

Project Indicators

Outcome Indicators

Outcome	Project End Target	Base Value	Previous Follow-up	Latest Follow-up
Comp.1-STRENGTHEN SOCIAL SAFETY NETS				

Outcome	Project End Target	Base Value	Previous Follow-up	Latest Follow-up
SO4 Reduce undernutrition and break the intergenerational cycle of hunger				
Reduced undernutrition, including micronutrient deficiencies among children aged 6-59 months, pregnant and lactating women, and school-aged children				
ART Default Rate (%)				
<i>HIV CLIENTS, Project End Target: 2016.03, Latest Follow-up: 2017.12, Joint survey, WFP and Government Joint Outcome Monitoring</i>	=20.00	-	-	5.80
ART Survival Rate at 12 months (%)				
<i>HIV CLIENTS, Project End Target: 2016.03, Latest Follow-up: 2017.12, Joint survey, WFP and Government Joint Outcome Monitoring</i>	=75.00	-	-	98.40
ART Adherence Rate (%)				
<i>HIV CLIENTS, Project End Target: 2016.03, Latest Follow-up: 2017.12, Joint survey</i>	=60.00	-	-	95.10
MAM treatment recovery rate (%)				
<i>LIBERIA, Project End Target: 2017.12, Health centre register, Base value: 2013.06, WFP programme monitoring, Health centre register</i>	>87.20	87.20	-	-
MAM treatment mortality rate (%)				
<i>LIBERIA, Project End Target: 2017.12, Health centre register, Base value: 2013.06, WFP programme monitoring, Health centre register</i>	<0.30	0.30	-	-
MAM treatment default rate (%)				
<i>LIBERIA, Project End Target: 2017.12, Health centre register, Base value: 2013.06, WFP programme monitoring, Health centre register</i>	<14.30	14.30	-	-
MAM treatment non-response rate (%)				
<i>LIBERIA, Project End Target: 2017.12, Health centre register, Base value: 2013.06, WFP programme monitoring, Health centre register</i>	=0.00	0.00	-	-
Proportion of eligible population who participate in programme (coverage)				
<i>LIBERIA, Project End Target: 2017.12, Desk based coverage calculation, Base value: 2013.12, Secondary data, Desk based coverage calculation</i>	>70.00	45.00	-	-
Proportion of children who consume a minimum acceptable diet				
<i>LIBERIA, Project End Target: 2017.12, Household interviews, Base value: 2012.12, WFP programme monitoring, Household interviews</i>	>70.00	0.00	-	-
ART Nutritional Recovery Rate (%)				
<i>WFP-ASSISTED HEALTH FACILITIES, Project End Target: 2016.03, Latest Follow-up: 2017.03, Joint survey, WFP and Government Joint Outcome Monitoring</i>	=55.00	-	-	84.90
Increased equitable access to and utilization of education				
Retention rate in WFP-assisted primary schools				
<i>LIBERIA, Project End Target: 2017.12, Physical count, Base value: 2011.10, Secondary data, Physical count, Previous Follow-up: 2016.01, WFP survey, Physical Headcount, Latest Follow-up: 2017.05, WFP survey, Physical Headcount</i>	>93.60	93.60	96.00	92.17

Outcome	Project End Target	Base Value	Previous Follow-up	Latest Follow-up
Retention rate (girls) in WFP-assisted primary schools				
<i>LIBERIA, Project End Target: 2017.12, Physical count, Base value: 2011.10, Secondary data, Physical count, Previous Follow-up: 2016.12, WFP survey, Physical Headcount, Latest Follow-up: 2017.05, WFP survey, Physical Headcount</i>	>93.30	93.30	89.00	92.18
Retention rate (boys) in WFP-assisted primary schools				
<i>LIBERIA, Project End Target: 2017.12, Physical Count, Base value: 2011.10, Secondary data, Physical Count, Previous Follow-up: 2016.12, WFP survey, Physical Headcount, Latest Follow-up: 2017.05, WFP survey, Physical Headcount</i>	>93.80	93.80	91.00	92.15
Enrolment: Average annual rate of change in number of children enrolled in WFP-assisted primary schools				
<i>LIBERIA, Project End Target: 2017.12, Physical count, Base value: 2011.10, Secondary data, Physical count, Previous Follow-up: 2016.12, WFP survey, Physical Headcount, Latest Follow-up: 2017.05, WFP survey, Physical Headcount & Documentary review</i>	>16.10	12.00	8.80	-14.42
Enrolment (girls): Average annual rate of change in number of girls enrolled in WFP-assisted primary schools				
<i>LIBERIA, Project End Target: 2017.12, Physical Count, Base value: 2011.10, Secondary data, Physical Count, Previous Follow-up: 2016.12, WFP survey, Physical Headcount, Latest Follow-up: 2017.05, WFP survey, Physical Headcount</i>	>17.40	13.00	7.30	-28.61
Enrolment (boys): Average annual rate of change in number of boys enrolled in WFP-assisted primary schools				
<i>LIBERIA, Project End Target: 2017.12, Physical count, Base value: 2011.10, Secondary data, Physical Count, Previous Follow-up: 2016.12, WFP survey, Physical Headcount, Latest Follow-up: 2017.05, WFP survey, Physical Headcount</i>	>14.70	11.00	8.20	4.90
Attendance rate in WFP-assisted primary schools				
<i>LIBERIA, Project End Target: 2017.12, Physical count, Base value: 2011.10, Secondary data, Physical count, Previous Follow-up: 2016.12, WFP survey, Physical Headcount, Latest Follow-up: 2017.05, WFP survey, Physical Headcount</i>	=90.00	83.00	98.00	63.00
Gender ratio: ratio of girls to boys enrolled in WFP-assisted primary schools				
<i>LIBERIA, Project End Target: 2017.12, Physical count, Base value: 2011.10, Secondary data, Physical count, Previous Follow-up: 2016.01, WFP survey, Physical Headcount</i>	=1.00	0.88	0.47	-
Ownership and capacity strengthened to reduce undernutrition and increase access to education at regional, national and community levels				
NCI: School Feeding National Capacity Index				
<i>LIBERIA, Project End Target: 2017.12, Consultative process with government partners, Base value: 2012.12, Joint survey, Consultative process with government partners</i>	>0.00	0.00	-	-
Comp.2-PROMOTE PRODUCTIVE SAFETY NETS				
SO3 Reduce risk and enable people, communities and countries to meet their own food and nutrition needs				
Improved access to livelihood assets has contributed to enhanced resilience and reduced risks from disaster and shocks faced by targeted food-insecure communities and households				
CAS: percentage of communities with an increased Asset Score				
<i>LAP ASSISTED COMMUNITIES, Project End Target: 2017.12, Focus group discussions, Base value: 2013.12, WFP programme monitoring, Focus group discussion</i>	>92.30	92.30	-	-

Outcome	Project End Target	Base Value	Previous Follow-up	Latest Follow-up
FCS: percentage of households with poor Food Consumption Score				
<i>LIBERIA, Project End Target: 2017.12, Household interviews, Base value: 2012.12, Joint survey, Household interviews</i>	<1.70	8.50	-	-
FCS: percentage of households with borderline Food Consumption Score				
<i>LIBERIA, Project End Target: 2017.12, Household interviews, Base value: 2012.12, Joint survey, Household interviews</i>	<8.40	41.80	-	-
FCS: percentage of households with poor Food Consumption Score (female-headed)				
<i>LIBERIA, Project End Target: 2017.12, Household interviews, Base value: 2012.12, WFP survey, Household interviews</i>	<1.87	9.35	-	-
FCS: percentage of households with poor Food Consumption Score (male-headed)				
<i>LIBERIA, Project End Target: 2017.12, Household interviews, Base value: 2012.12, WFP survey, Household interviews</i>	<1.64	8.19	-	-
FCS: percentage of households with borderline Food Consumption Score (female-headed)				
<i>LIBERIA, Project End Target: 2017.12, Household interviews, Base value: 2012.12, WFP survey, Household interviews</i>	<8.40	41.96	-	-
FCS: percentage of households with borderline Food Consumption Score (male-headed)				
<i>LIBERIA, Project End Target: 2017.12, Household interviews, Base value: 2012.12, WFP survey, Household interviews</i>	<8.34	41.70	-	-
Diet Diversity Score				
<i>LIBERIA, Project End Target: 2017.12, Household interviews, Base value: 2012.12, WFP survey, Household interviews</i>	>4.70	4.70	-	-
Diet Diversity Score (female-headed households)				
<i>LIBERIA, Project End Target: 2017.12, Household Interviews, Base value: 2012.12, WFP survey, Outcome PDM</i>	>4.60	4.60	-	-
Diet Diversity Score (male-headed households)				
<i>LIBERIA, Project End Target: 2017.12, Household interviews, Base value: 2012.12, WFP survey, Household Interviews</i>	>4.70	4.70	-	-
CSI (Food): Coping Strategy Index (average)				
<i>LIBERIA, Project End Target: 2017.12, Household interviews, Base value: 2012.12, WFP survey, Household interviews</i>	<4.40	4.40	-	-
Increased marketing opportunities for producers and traders of agricultural products and food at the regional, national and local levels				
Food purchased from regional, national and local suppliers, as % of food distributed by WFP in-country				
<i>LIBERIA, Project End Target: 2017.12, WINGS records and Food Procurement Tracking System, Base value: 2013.12, Secondary data, WINGS records and Food Procurement Tracking System</i>	>10.00	10.00	-	-

Outcome	Project End Target	Base Value	Previous Follow-up	Latest Follow-up
Food purchased from aggregation systems in which smallholders are participating, as % of regional, national and local purchases				
<i>P4P ASSISTED COUNTIES, Project End Target: 2017.12, Extraction from FPTs, Base value: 2013.01, Secondary data, Extraction from FPTs</i>	=10.00	0.00	-	-

Output Indicators

Output	Unit	Planned	Actual	% Actual vs. Planned
Comp.1-STRENGTHEN SOCIAL SAFETY NETS				
SO4: HIV/TB: Care&Treatment; and HIV/TB: Mitigation&Safety; Nets				
Number of government staff trained by WFP in nutrition programme design, implementation and other nutrition related areas (technical/strategic/managerial)	individual	68	-	-
Quantity of inputs for nutrition activities distributed	item	2,634	-	-
SO4: School Feeding (on-site)				
Quantity of fuel efficiency stoves distributed	item	254	-	-
Quantity of kitchen utensils distributed (plates, spoons, cooking pots etc.)	tool	254	-	-
Comp.2-PROMOTE PRODUCTIVE SAFETY NETS				
SO3: Food-Assistance-for-Assets				
Hectares (ha) of land cultivated	Ha	1,357	-	-
Kilometres (km) of feeder roads built	Km	348	-	-
Number of assets built, restored or maintained by targeted communities	asset	124	-	-
Number of fish ponds constructed (FFA) and maintained (self-help)	fish pond	21	-	-
Number of woodpost bridges rehabilitated	Number	114	-	-

Gender Indicators

Cross-cutting Indicators	Project End Target	Base Value	Previous Follow-up	Latest Follow-up
Comp.1-STRENGTHEN SOCIAL SAFETY NETS				
Proportion of households where females and males together make decisions over the use of cash, voucher or food				
<i>LIBERIA, HIV/TB: Mitigation&Safety; Nets, Project End Target: 2017.12, Base value: 2017.12</i>	=50.00	20.00	-	-
Proportion of households where females and males together make decisions over the use of cash, voucher or food				
<i>LIBERIA, Nutrition: Prevention of Stunting, Project End Target: 2017.12</i>	=50.00	-	-	-

Cross-cutting Indicators	Project End Target	Base Value	Previous Follow-up	Latest Follow-up
Proportion of households where females and males together make decisions over the use of cash, voucher or food				
<i>LIBERIA, Nutrition: Treatment of Moderate Acute Malnutrition, Project End Target: 2017.12</i>	=50.00	-	-	-
Proportion of households where females and males together make decisions over the use of cash, voucher or food				
<i>LIBERIA, School Feeding (take-home rations), Project End Target: 2017.12</i>	=50.00	-	-	-
Proportion of households where females make decisions over the use of cash, voucher or food				
<i>LIBERIA, HIV/TB: Mitigation&Safety; Nets, Project End Target: 2017.12, Base value: 2017.09</i>	=30.00	59.00	-	-
Proportion of households where females make decisions over the use of cash, voucher or food				
<i>LIBERIA, Nutrition: Prevention of Stunting, Project End Target: 2017.12</i>	=30.00	-	-	-
Proportion of households where females make decisions over the use of cash, voucher or food				
<i>LIBERIA, Nutrition: Treatment of Moderate Acute Malnutrition, Project End Target: 2017.12</i>	=30.00	-	-	-
Proportion of households where females make decisions over the use of cash, voucher or food				
<i>LIBERIA, School Feeding (take-home rations), Project End Target: 2017.12, Base value: 2017.05</i>	=30.00	61.00	-	-
Proportion of households where males make decisions over the use of cash, voucher or food				
<i>LIBERIA, HIV/TB: Mitigation&Safety; Nets, Project End Target: 2017.12, Base value: 2017.09</i>	=20.00	41.00	-	-
Proportion of households where males make decisions over the use of cash, voucher or food				
<i>LIBERIA, Nutrition: Prevention of Stunting, Project End Target: 2017.12</i>	=20.00	-	-	-
Proportion of households where males make decisions over the use of cash, voucher or food				
<i>LIBERIA, Nutrition: Treatment of Moderate Acute Malnutrition, Project End Target: 2017.12</i>	=20.00	-	-	-
Proportion of households where males make decisions over the use of cash, voucher or food				
<i>LIBERIA, School Feeding (take-home rations), Project End Target: 2017.12, Base value: 2017.05</i>	=20.00	39.00	-	-
Proportion of women beneficiaries in leadership positions of project management committees				
<i>LIBERIA, Nutrition, Project End Target: 2017.12</i>	>50.00	-	-	-
Proportion of women beneficiaries in leadership positions of project management committees				
<i>LIBERIA, School Feeding, Project End Target: 2017.12, Base value: 2016.12</i>	>50.00	40.00	-	-

Cross-cutting Indicators	Project End Target	Base Value	Previous Follow-up	Latest Follow-up
Proportion of women project management committee members trained on modalities of food, cash, or voucher distribution				
<i>LIBERIA, School Feeding, Project End Target: 2017.12, Base value: 2016.12</i>	>60.00	55.00	-	-
Comp.2-PROMOTE PRODUCTIVE SAFETY NETS				
Proportion of households where females and males together make decisions over the use of cash, voucher or food				
<i>LIBERIA, Food-Assistance-for-Assets (Agricultural/crop production promotion), Project End Target: 2017.12</i>	=50.00	-	-	-
Proportion of households where females make decisions over the use of cash, voucher or food				
<i>LIBERIA, Food-Assistance-for-Assets (Agricultural/crop production promotion), Project End Target: 2017.12</i>	=25.00	-	-	-
Proportion of households where males make decisions over the use of cash, voucher or food				
<i>LIBERIA, Food-Assistance-for-Assets (Agricultural/crop production promotion), Project End Target: 2017.12</i>	=25.00	-	-	-
Proportion of women beneficiaries in leadership positions of project management committees				
<i>LIBERIA, School Feeding, Project End Target: 2017.12</i>	>50.00	-	-	-
Proportion of women project management committee members trained on modalities of food, cash, or voucher distribution				
<i>LIBERIA, Food-Assistance-for-Assets (Agricultural/crop production promotion), Project End Target: 2017.12</i>	>60.00	-	-	-

Protection and Accountability to Affected Populations Indicators

Cross-cutting Indicators	Project End Target	Base Value	Previous Follow-up	Latest Follow-up
Comp.1-STRENGTHEN SOCIAL SAFETY NETS				
Proportion of assisted people informed about the programme (who is included, what people will receive, where people can complain)				
<i>LIBERIA, HIV/TB: Mitigation&Safety; Nets, Base value: 2017.09</i>		100.00	-	-
Proportion of assisted people informed about the programme (who is included, what people will receive, where people can complain)				
<i>LIBERIA, Nutrition: Prevention of Stunting, Project End Target: 2017.12</i>	=80.00	-	-	-
Proportion of assisted people informed about the programme (who is included, what people will receive, where people can complain)				
<i>LIBERIA, Nutrition: Treatment of Moderate Acute Malnutrition, Project End Target: 2017.12</i>	=80.00	-	-	-

Cross-cutting Indicators	Project End Target	Base Value	Previous Follow-up	Latest Follow-up
Proportion of assisted people informed about the programme (who is included, what people will receive, where people can complain)				
<i>LIBERIA, School Feeding, Project End Target: 2017.12, Base value: 2016.12, Latest Follow-up: 2017.05</i>	=80.00	90.00	-	94.00
Proportion of assisted people who do not experience safety problems travelling to, from and/or at WFP programme site				
<i>LIBERIA, HIV/TB: Mitigation&Safety; Nets, Base value: 2017.09</i>		98.00	-	-
Proportion of assisted people who do not experience safety problems travelling to, from and/or at WFP programme site				
<i>LIBERIA, Nutrition: Prevention of Stunting, Project End Target: 2017.12</i>	=100.00	-	-	-
Proportion of assisted people who do not experience safety problems travelling to, from and/or at WFP programme site				
<i>LIBERIA, Nutrition: Treatment of Moderate Acute Malnutrition, Project End Target: 2017.12</i>	=100.00	-	-	-
Proportion of assisted people who do not experience safety problems travelling to, from and/or at WFP programme site				
<i>LIBERIA, School Feeding, Base value: 2017.05</i>		96.00	-	-
Proportion of assisted people who do not experience safety problems travelling to, from and/or at WFP programme site				
<i>LIBERIA, School Feeding (take-home rations), Project End Target: 2017.12</i>	=100.00	-	-	-
Comp.2-PROMOTE PRODUCTIVE SAFETY NETS				
Proportion of assisted people informed about the programme (who is included, what people will receive, where people can complain)				
<i>LIBERIA, Food-Assistance-for-Assets (Agricultural/crop production promotion), Project End Target: 2017.12</i>	=90.00	-	-	-
Proportion of assisted people informed about the programme (who is included, what people will receive, where people can complain)				
<i>LIBERIA, Local Purchases, Project End Target: 2017.12</i>	=90.00	-	-	-
Proportion of assisted people who do not experience safety problems travelling to, from and/or at WFP programme site				
<i>LIBERIA, Food-Assistance-for-Assets (Agricultural/crop production promotion), Project End Target: 2017.12</i>	=100.00	-	-	-

Partnership Indicators

Cross-cutting Indicators	Project End Target	Latest Follow-up
Comp.1-STRENGTHEN SOCIAL SAFETY NETS		
Amount of complementary funds provided to the project by partners (including NGOs, civil society, private sector organizations, international financial institutions and regional development banks)		
<i>LIBERIA, Nutrition, Project End Target: 2017.12</i>	=200,000.00	-

Cross-cutting Indicators	Project End Target	Latest Follow-up
Amount of complementary funds provided to the project by partners (including NGOs, civil society, private sector organizations, international financial institutions and regional development banks)		
<i>LIBERIA, School Feeding, Project End Target: 2017.12</i>	=4,400,000.00	-
Number of partner organizations that provide complementary inputs and services		
<i>LIBERIA, Nutrition, Project End Target: 2017.12</i>	=3.00	-
Number of partner organizations that provide complementary inputs and services		
<i>LIBERIA, School Feeding, Project End Target: 2017.12</i>	=3.00	-
Proportion of project activities implemented with the engagement of complementary partners		
<i>LIBERIA, Nutrition, Project End Target: 2017.12</i>	=50.00	-
Proportion of project activities implemented with the engagement of complementary partners		
<i>LIBERIA, School Feeding, Project End Target: 2017.12</i>	=50.00	-
Comp.2-PROMOTE PRODUCTIVE SAFETY NETS		
Amount of complementary funds provided to the project by partners (including NGOs, civil society, private sector organizations, international financial institutions and regional development banks)		
<i>LIBERIA, Food-Assistance-for-Assets (Agricultural/crop production promotion), Project End Target: 2017.12</i>	=1,963,000.00	-
Amount of complementary funds provided to the project by partners (including NGOs, civil society, private sector organizations, international financial institutions and regional development banks)		
<i>LIBERIA, Local Purchases, Project End Target: 2017.12</i>	=2,100,000.00	-
Number of partner organizations that provide complementary inputs and services		
<i>LIBERIA, Local Purchases, Project End Target: 2017.12</i>	=3.00	-
Proportion of project activities implemented with the engagement of complementary partners		
<i>LIBERIA, Food-Assistance-for-Assets (Agricultural/crop production promotion), Project End Target: 2017.12</i>	=100.00	-

Resource Inputs from Donors

Resource Inputs from Donors

Donor	Cont. Ref. No.	Commodity	Purchased in 2017 (mt)	
			In-Kind	Cash
Japan	JPN-C-00508-01	Rice	-	519
Liberia	LIR-C-00006-01	Corn Soya Blend	-	129
MULTILATERAL	MULTILATERAL	Beans	-	56
MULTILATERAL	MULTILATERAL	Beans - Soya	-	59
MULTILATERAL	MULTILATERAL	Corn Soya Blend	-	187
MULTILATERAL	MULTILATERAL	Rice	-	1,469
MULTILATERAL	MULTILATERAL	Salt - Iodized	-	4

Donor	Cont. Ref. No.	Commodity	Purchased in 2017 (mt)	
			In-Kind	Cash
MULTILATERAL	MULTILATERAL	Split Peas	-	118
MULTILATERAL	MULTILATERAL	Vegetable Oil	-	51
MULTILATERAL	MULTILATERAL	Vegetable Oil - Palmolien	-	52
		Total	-	2,645