

Project Number: 201083 | Project Category: **Single Country EMOP**
Project Approval Date: August 03, 2017 | Planned Start Date: August 01, 2017
Actual Start Date: August 01, 2017 | Project End Date: July 31, 2018
Financial Closure Date: N/A

Contact Info

Michele Mussoni
michele.mussoni@wfp.org

Country Director

Lola Castro (Regional Director)

Further Information

<http://www.wfp.org/countries>
SPR Reading Guidance



**EMERGENCY FOOD ASSISTANCE IN ANGOLA FOR CONFLICT
AFFECTED REFUGEES**

Standard Project Report 2017

World Food Programme in Angola, Republic of (AO)



World Food Programme

Table Of Contents

Country Context and WFP Objectives

- Achievements at Country Level
- Country Context and Response of the Government
- WFP Objectives and Strategic Coordination

Country Resources and Results

- Resources for Results
- Supply Chain

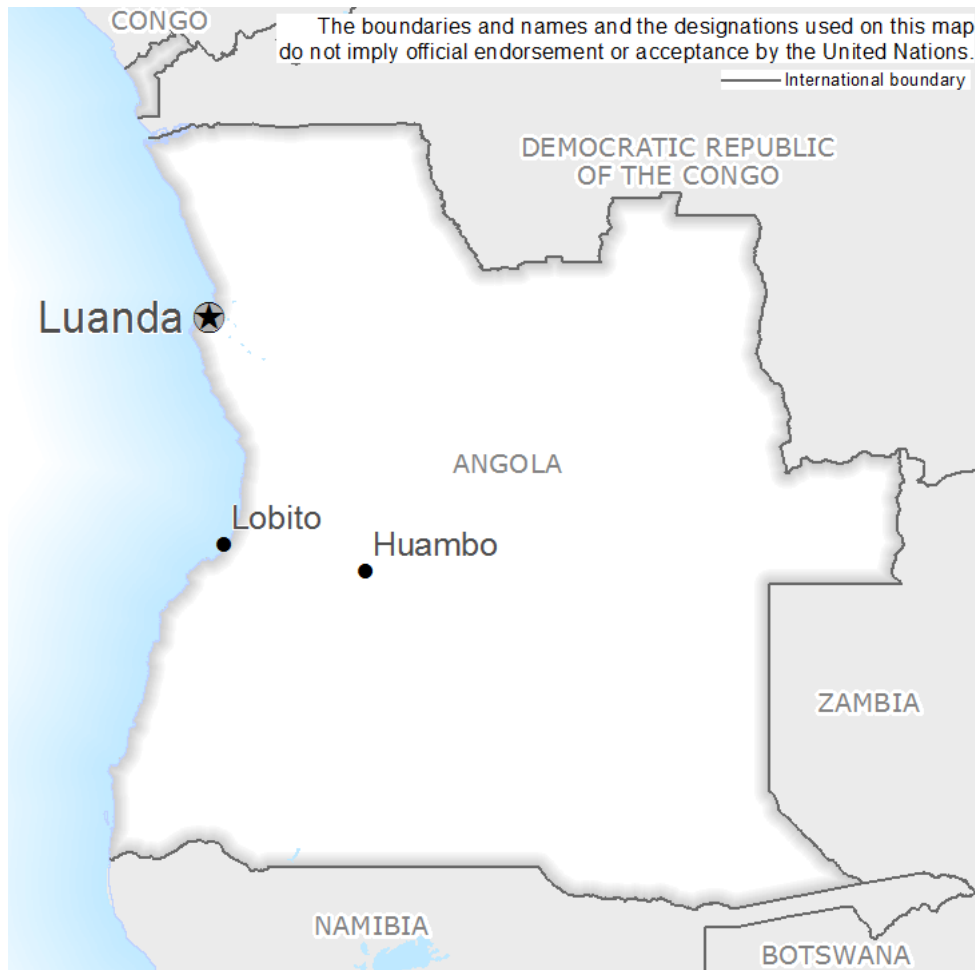
Project Results

- Activities and Operational Partnerships
- Results
- Performance Monitoring
- Progress Towards Gender Equality
- Protection and Accountability to Affected Populations

Figures and Indicators

- Data Notes
- Overview of Project Beneficiary Information
- Participants and Beneficiaries by Activity and Modality
- Participants and Beneficiaries by Activity (excluding nutrition)
- Nutrition Beneficiaries
- Project Indicators
- Resource Inputs from Donors

Country Context and WFP Objectives



Achievements at Country Level

Not having been operational in Angola since 2006, WFP responded promptly to a May 2017 request from the government (the Ministry of Assistance and Social Reintegration – MINARS) for support in meeting the needs of refugees from violence in the Kasai region of the Democratic Republic of Congo (DRC) who were crossing into the north-eastern province of Lunda Norte. A Rapid Food Security and Agriculture Assessment conducted with FAO indicated a high level of food insecurity as a result of conflict-induced displacement and high rates of pre-existing poverty.

WFP launched a 3-month Immediate Response Emergency Operation (IR-EMOP) to provide food assistance to up to 23,000 refugees being accommodated at two reception centres established by the government near the town of Dundo: General Food Distributions (GFD) of maize meal, pulses, vegetable oil and salt; and Super Cereal Plus for the prevention of acute malnutrition in children aged 6-23 months. Implemented in collaboration with UN and NGO partners, notably UNHCR, UNICEF and World Vision International, WFP assisted more than 28,000 registered refugees.

In August, the IR-EMOP gave way to a 12-month Emergency Operation (EMOP). This was designed to provide GFD to refugees (an interagency planning figure of up to 50,000); prevent acute malnutrition among children aged 6-23 months and pregnant and lactating women and girls (PLW/G); and provide treatment for moderate acute malnutrition (MAM). While the number of registered refugees subsequently reached 35,000, the number eligible for WFP assistance tended to be lower (owing to no-shows at distribution time and returns to Kasai). In December, 25,357 refugees received a monthly food ration – a growing number of them at the Lovua resettlement site. By

year-end, the EMOP's malnutrition prevention interventions had reached 1,387 children and 876 PLW.

Country Context and Response of the Government

Following its 14-year struggle for independence from Portugal, Angola fell into a bitter 27-year civil war that claimed the lives of over 1 million people and displaced an additional 4 million. Ending in 2002, the civil war devastated the country's social fabric and stalled economic development.

Over the last decade, the country has experienced significant economic growth fuelled by vast reserves of oil, with substantial gains in per capita gross national income. However, it continues to face massive developmental challenges, including reducing dependency on oil and diversifying the economy; rebuilding infrastructure; and improving governance, institutional capacities, public financial management systems, human development indicators and the living conditions of many of its people. Large pockets of the population remain in poverty, without access to basic services. Disparities in both income distribution and access to basic services are considerable.

Despite improvements since the civil war, the weakness of public institutions and limited human resource capacities are barriers to sustainable development, not least the attainment of the SDGs. Opportunities for civil society organizations to participate in decision-making processes have improved over time, but remain constrained.

More than half of Angola's poor live in rural areas and depend almost exclusively on agriculture. Women are responsible for 70 percent of traditional subsistence farming and 24 percent of commercial agriculture.

Undernutrition remains a serious public health problem. High rates of child stunting and micronutrient deficiency contribute to high under-five mortality rates, impede children's development and constrain productivity growth. The availability of up-to-date nutrition data is very limited, and the country suffers a severe shortage of trained nutritionists.

In mid-2016, a complex emergency began unfolding in the Kasai region of DRC, precipitated by inter-community tensions and clashes among local militia, the armed forces and self-defence groups. Some 1.4 million people were displaced within Kasai, and, by the end of 2017, some 35,000 had fled across the border into Angola's Lunda Norte province, as refugees.

In early May, after the number of registered DRC refugees had reached 17,000, the government requested UN assistance. It established reception centres at Cacanda and Mussungue near the town of Dundo, and subsequently initiated relocations from those sites to an envisaged longer term resettlement facility at Lovua, some 94 km to the west.

MINARS coordinated the refugee response on behalf of the government. Coordination mechanisms, led by MINARS and UNHCR, were established in both Luanda and Dundo.

WFP Objectives and Strategic Coordination

Following an official request for support from the government of on 22 May, WFP promptly agreed to help respond to the crisis by providing food and nutrition assistance to the DRC refugee population in coordination with UN and NGO partners.

The Ministry of Welfare and Social Reintegration (MINARS), by order of an inter-ministerial committee, coordinated the response, with support from UNHCR. The UN Country Team, led by the Resident Coordinator, oversaw international humanitarian assistance. UNHCR convened regular meetings to coordinate stakeholders in Luanda and Dundo.

WFP launched a three-month Immediate Response Emergency Operation (IR-EMOP) to meet basic food needs.

With FAO, it conducted a joint rapid food security and agriculture assessment in Dundo, including of the refugee reception sites. The findings confirmed high levels of food insecurity as a result of displacement and pre-existing poverty. In June, WFP conducted a rapid markets assessment, which confirmed the capacity of local retailers to accommodate additional demand for food. However, the survey recommended the use of vouchers instead of cash because of relatively rapid inflation.

On 1 August, WFP launched a follow-on 12-month Emergency Operation (EMOP) to allow continued support to refugees from Kasai region and lay the foundation for more durable solutions to their plight. It was aligned with Strategic Objectives 1 and 2 of WFP's Strategic Plan (2017-2021) and prioritized actions consistent with Sustainable Development Goal (SDG) 2 (achieving zero hunger) and SDG 17 (partnering to support implementation of the SDGs).

The EMOP was implemented in coordination with relevant line ministries – notably MINARS – and humanitarian partners, including UNHCR and World Vision International (WVI).

Beyond its refugee response, WFP continued to engage with the government on a potential eventual accord for the provision of technical assistance in a number of areas, including school feeding, vulnerability analysis and mapping (VAM), and nutrition. WFP also continued to monitor the food security and nutrition situation in the vulnerable south of the country.

Country Resources and Results

Resources for Results

The IR-EMOP was funded from WFP's Immediate Response Account (IRA), a flexible facility sourced from unearmarked donations that enables prompt reaction to breaking emergencies.

The ensuing EMOP, initially costed at USD 18.2 million, secured contributions from the US, France and the Central Emergency Response Fund, but was under-resourced. Competition from high-profile emergencies elsewhere was partly responsible.

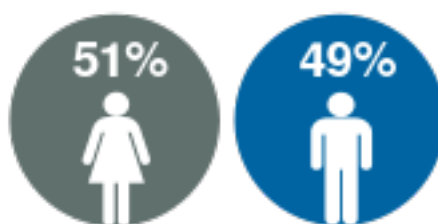
A subsequent budget revision lowered the envisaged cost of the 12-month operation to USD 15.2 million. The revision derived from a reduction in the volume of cash-based assistance given its assessed relatively high cost, and the removal of Moderate Acute Malnutrition treatment for children aged 6-59 months in the wake of a significant progressive decline in the Global Acute Malnutrition rate among refugees.

WFP is a strong advocate of joint resourcing campaigns for the refugee response by the UN entities involved in this operation, not least with a view to a sustainable future for the displaced.



Annual Country Beneficiaries

Beneficiaries	Male	Female	Total
Children (under 5 years)	3,271	3,243	6,514
Children (5-18 years)	4,371	4,709	9,080
Adults (18 years plus)	6,147	6,458	12,605
Total number of beneficiaries in 2017	13,789	14,410	28,199




Annual Food Distribution in Country (mt)

Project Type	Cereals	Oil	Pulses	Mix	Other	Total
Single Country EMOP	1,689	90	220	132	19	2,151

Project Type	Cereals	Oil	Pulses	Mix	Other	Total
Single Country IR-EMOP	679	35	98	8	8	827
Total Food Distributed in 2017	2,367	125	319	140	26	2,978

Supply Chain

At the start of the refugee response there was a strong focus on the local purchase of food commodities – notwithstanding relatively high prices – given the urgency of expeditious delivery and distribution. That for the most part gave way to carefully calibrated procurement elsewhere in southern Africa – mostly South Africa – with the need to ensure the availability of foods in good time for the monthly distributions the foremost consideration in that regard.

The operation faced numerous logistical challenges, including the poor quality of roads in northeastern Angola, especially during the rainy season; the limited availability of local truckers; relatively high fuel prices; and bureaucratic impediments, such as cumbersome visa/permit requirements for foreign drivers in Angola and those transiting through neighbouring Namibia.

Supply chain challenges were eased towards the end of 2017 with the more systematic and largescale shipment of procured commodities from the South African port of Durban to the Angolan capital Luanda, and their onward movement by road to Dundo/Lovua.



Annual Food Purchases for the Country (mt)

Commodity	Local	Regional/International	Total
Beans	-	108	108
Iodised Salt	9	36	45
Maize Meal	-	810	810
Total	9	954	963
Percentage	0.9%	99.1%	

Annual Global Commodity Management Facility Purchases Received in Country (mt)

Commodity	Total
Corn Soya Blend	253
Maize Meal	2,531
Peas	468
Vegetable Oil	172
Total	3,425

Project Results

Activities and Operational Partnerships

Building on the systems established by the preceding 3-month IR-EMOP, the 12-month EMOP was designed to assist up to 50,000 food insecure refugees (targeted and registered by UNHCR), primarily through monthly general food distributions. The food basket comprised 450g of maize meal, 60g of pulses, 25ml of vegetable oil and 5g of salt per person per day.

As part of WFP's prevention of acute malnutrition programme, all pregnant and lactating women (PLW) received an additional daily ration of 200g Super Cereal and children aged 6-23 months an additional ration of 200g Super Cereal Plus. Any child between the ages of 24 and 59 months identified through screening as suffering from moderate acute malnutrition (MAM) was also supported through the prevention programme. Additional support was provided to parents/caregivers of children suffering from MAM through home visits by World Vision International (WVI) community health workers.

WFP delivered food to extended distribution points (EDPs) – warehouses managed by WVI – whose staff in turn distributed food to refugees at final distribution points (FDPs), in coordination with WFP and UNHCR.

The provision of Super Cereal Plus was part of a holistic malnutrition prevention exercise that included screening, sensitisation and, where necessary, referral for further treatment, and also involved UNICEF, other UN agencies and NGOs.

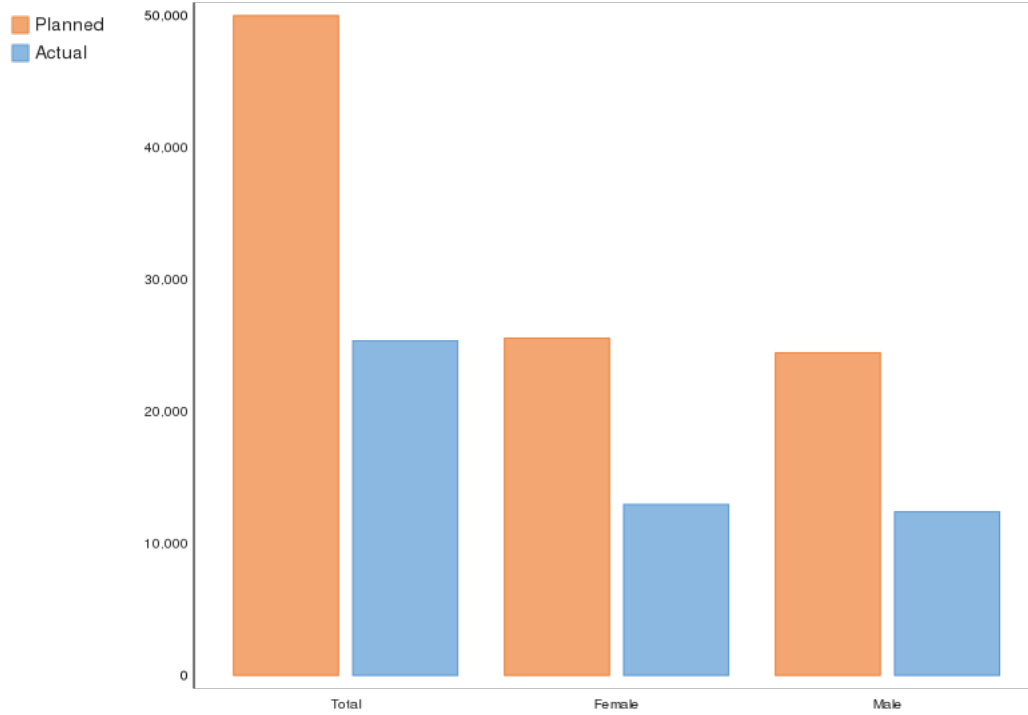
To ensure complementarity in the areas of food security, shelter, sanitation, education, child protection, the prevention of sexual and gender-based violence and assistance to persons with specific needs, WFP and other humanitarian and development partners coordinated their efforts through inter-agency mechanisms established in Dundo and Luanda. The government, UNHCR and partners jointly monitored displacement and humanitarian conditions, conducting assessments and intervening with assistance as needed.

Results

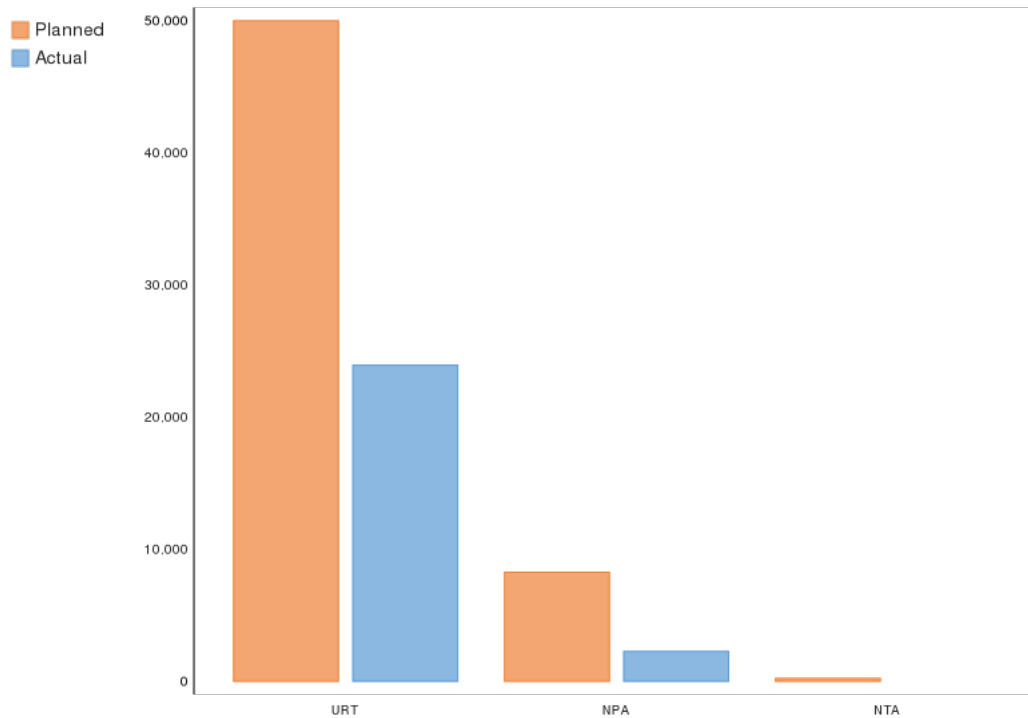
While WFP, based on the inter-agency appeal launched in June 2017, planned for a caseload of up to 50,000 refugees requiring food assistance, an easing of the violence in Kasai region saw the refugee population stabilize at around 25,000 from August 2017. WFP distributed about 50 percent of planned commodities (2,151 mt of 4,215 mt) to about 50 percent of the envisaged caseload (25,357 refugees). Malnutrition prevention interventions reached 1,387 children aged 6-59 months and 876 pregnant and lactating women, about 27 percent of the overall planning figure.

WFP had originally planned to implement a moderate acute malnutrition (MAM) treatment programme targeting children 6-59 months on the basis of a May 2017 assessment which had the global acute malnutrition (GAM) rate at 8.1 percent. However, with subsequent trend analysis by UNICEF and MSF showing a steady, significant decline in the GAM rate – to below 1 percent – WFP decided not to proceed with the MAM programme.

Annual Project Beneficiaries




Annual Project Beneficiaries by Activity



URT: Unconditional resource transfers to support access to food
 NPA: Malnutrition prevention activities
 NTA: Nutrition treatment activities

Modality of Transfer by Activity



URT: Unconditional resource transfers to support access to food
 NPA: Malnutrition prevention activities



Annual Project Food Distribution

Commodity	Planned Distribution (mt)	Actual Distribution (mt)	% Actual v. Planned
Beans	441	220	50.0%
Corn Soya Blend	243	132	54.5%
Iodised Salt	37	19	50.8%
Maize	1,283	-	-
Maize Meal	1,125	1,689	150.1%
Ready To Use Supplementary Food	3	-	-
Rice	900	-	-
Vegetable Oil	184	90	49.2%
Total	4,215	2,151	51.0%

Performance Monitoring

A baseline indicator survey was conducted in November 2017 and data analysis completed in December 2017. Data on food security indicators, including the coping strategy index (CSI), food consumption score (FCS) and food expenditure share (FES) were gathered through mobile data collection and analytics (MDCA), using tablets. Data on cross-cutting issues such as gender and accountability to affected populations (AAP) was also collected. For each outcome indicator, a corresponding target was set. Progress toward targets was to be measured in April and July 2018.

During the reporting period, a Field Monitor Assistant (FMA) was recruited and deployed to Dundo to support monitoring and evaluation (M&E). Responsibilities included entering distribution data into the Country Office Tool for Monitoring Effectively (COMET) system; conducting baseline, mid-point and end-point surveys; and coordinating and supporting the food security and nutrition monitoring activities of WFP's cooperating partner, World Vision International (WVI). The FMA and WVI staff held weekly focus group discussions with refugees, both during and between food distributions, with a view to monitor processes, outputs and outcomes.

Representative household surveys were conducted in Dundo town, at the Cacanda reception center and the Lovua settlement site. A follow-up survey of the same households was planned for 2018.

To canvass beneficiary views, WFP placed feedback boxes at distribution sites and held regular meetings with refugee leaders to discuss security and nutrition issues, among others.

Progress Towards Gender Equality

In line with WFP's Gender Policy and the regional Gender Implementation Strategy, gender equality was mainstreamed into the design and implementation of the IR-EMOP. WFP and UNHCR worked with refugee communities to establish gender-balanced food management committees, and encouraged the promotion of women to leadership positions with a view to ensuring that the specific needs of women and children were adequately addressed.

During sensitisation sessions, women refugees were encouraged to register as the recipients of household assistance entitlements and to collect the food on distribution days. While men are traditionally seen as heads of household in Kasai, they were encouraged to jointly decide on the use of assistance, particularly WFP food commodities.

WFP systematically monitored for gender-based violence, and, in collaboration with UNFPA and UNHCR, messaged on the subject during refugee sensitisation sessions.

Protection and Accountability to Affected Populations

WFP, UNHCR and their partners worked to ensure the safety and security of the refugees at all times, not least before, during and after distributions. Police officers routinely patrolled the roads between Dundo and the Cacanda and Mussungue reception centers. No major safety incidents were reported by WFP assistance recipients.

Before food distributions, WFP and UNHCR conducted information sessions with beneficiaries to ensure they were aware of targeting criteria and entitlements, and how to provide feedback.

Figures and Indicators

Data Notes

Cover page photo © WFP/Samuel Castro

Nutritional screening at Lovua settlement.

Overview of Project Beneficiary Information

Table 1: Overview of Project Beneficiary Information

Beneficiary Category	Planned (male)	Planned (female)	Planned (total)	Actual (male)	Actual (female)	Actual (total)	% Actual v. Planned (male)	% Actual v. Planned (female)	% Actual v. Planned (total)
Total Beneficiaries	24,450	25,550	50,000	12,399	12,958	25,357	50.7%	50.7%	50.7%
By Age-group:									
Children (under 5 years)	5,800	5,750	11,550	2,941	2,916	5,857	50.7%	50.7%	50.7%
Children (5-18 years)	7,750	8,350	16,100	3,930	4,235	8,165	50.7%	50.7%	50.7%
Adults (18 years plus)	10,900	11,450	22,350	5,528	5,807	11,335	50.7%	50.7%	50.7%
By Residence status:									
Refugees	24,450	25,550	50,000	12,400	12,957	25,357	50.7%	50.7%	50.7%

Participants and Beneficiaries by Activity and Modality

Table 2: Beneficiaries by Activity and Modality

Activity	Planned (food)	Planned (CBT)	Planned (total)	Actual (food)	Actual (CBT)	Actual (total)	% Actual v. Planned (food)	% Actual v. Planned (CBT)	% Actual v. Planned (total)
Unconditional resource transfers to support access to food	50,000	-	50,000	23,927	-	23,927	47.9%	-	47.9%
Nutrition treatment activities	225	-	225	-	-	-	-	-	-

Activity	Planned (food)	Planned (CBT)	Planned (total)	Actual (food)	Actual (CBT)	Actual (total)	% Actual v. Planned (food)	% Actual v. Planned (CBT)	% Actual v. Planned (total)
Malnutrition prevention activities	8,257	-	8,257	2,263	-	2,263	27.4%	-	27.4%

Annex: Participants by Activity and Modality

Activity	Planned (food)	Planned (CBT)	Planned (total)	Actual (food)	Actual (CBT)	Actual (total)	% Actual v. Planned (food)	% Actual v. Planned (CBT)	% Actual v. Planned (total)
Unconditional resource transfers to support access to food	13,514	-	13,514	6,159	-	6,159	45.6%	-	45.6%
Nutrition treatment activities	225	-	225	-	-	-	-	-	-
Malnutrition prevention activities	8,257	-	8,257	2,263	-	2,263	27.4%	-	27.4%

Participants and Beneficiaries by Activity (excluding nutrition)

Table 3: Participants and Beneficiaries by Activity (excluding nutrition)

Beneficiary Category	Planned (male)	Planned (female)	Planned (total)	Actual (male)	Actual (female)	Actual (total)	% Actual v. Planned (male)	% Actual v. Planned (female)	% Actual v. Planned (total)
Unconditional resource transfers to support access to food									
All (General Distribution)	6,609	6,905	13,514	3,012	3,147	6,159	45.6%	45.6%	45.6%
Total participants	6,609	6,905	13,514	3,012	3,147	6,159	45.6%	45.6%	45.6%
Total beneficiaries	24,450	25,550	50,000	11,701	12,226	23,927	47.9%	47.9%	47.9%

Nutrition Beneficiaries

Nutrition Beneficiaries

Beneficiary Category	Planned (male)	Planned (female)	Planned (total)	Actual (male)	Actual (female)	Actual (total)	% Actual v. Planned (male)	% Actual v. Planned (female)	% Actual v. Planned (total)
Nutrition treatment activities									
Children (6-59 months)	110	115	225	-	-	-	-	-	-
Total beneficiaries	110	115	225	-	-	-	-	-	-
Malnutrition prevention activities									
Children (6-23 months)	1,841	1,916	3,757	680	707	1,387	36.9%	36.9%	36.9%
Pregnant and lactating women (18 plus)	-	4,500	4,500	-	876	876	-	19.5%	19.5%
Total beneficiaries	1,841	6,416	8,257	680	1,583	2,263	36.9%	24.7%	27.4%

Project Indicators

Outcome Indicators

Outcome	Project End Target	Base Value	Previous Follow-up	Latest Follow-up
SR1 Everyone has access to food				
Targeted food insecure refugee populations from the DRC are able to meet their basic food requirements in times of crisis				
Consumption-based Coping Strategy Index (Average) / Female				
ANGOLA, <i>Project End Target: 2018.07, Base value: 2017.11, WFP survey, Baseline Survey</i>	<16.62	16.62	-	-
Consumption-based Coping Strategy Index (Average) / Male				
ANGOLA, <i>Project End Target: 2018.07, Base value: 2017.11, WFP survey, Baseline Survey</i>	<16.40	16.40	-	-
Consumption-based Coping Strategy Index (Average) / Overall				
ANGOLA, <i>Project End Target: 2018.07, Base value: 2017.11, WFP survey, Baseline Survey</i>	<16.46	16.46	-	-
Food Consumption Score / Percentage of households with Acceptable Food Consumption Score / Female				
ANGOLA, <i>Project End Target: 2018.07, Base value: 2017.11, WFP survey, Baseline Survey</i>	>67.40	67.40	-	-
Food Consumption Score / Percentage of households with Acceptable Food Consumption Score / Male				
ANGOLA, <i>Project End Target: 2018.07, Base value: 2017.11, WFP survey, Baseline Survey</i>	>67.90	67.90	-	-
Food Consumption Score / Percentage of households with Acceptable Food Consumption Score / Overall				
ANGOLA, <i>Project End Target: 2018.07, Base value: 2017.11, WFP survey, Baseline Survey</i>	>67.80	67.80	-	-

Outcome	Project End Target	Base Value	Previous Follow-up	Latest Follow-up
Food Consumption Score / Percentage of households with Borderline Food Consumption Score / Female				
ANGOLA, <i>Project End Target: 2018.07, Base value: 2017.11, WFP survey, Baseline Survey</i>	<14.10	14.10	-	-
Food Consumption Score / Percentage of households with Borderline Food Consumption Score / Male				
ANGOLA, <i>Project End Target: 2018.07, Base value: 2017.11, WFP survey, Baseline Survey</i>	<12.80	12.80	-	-
Food Consumption Score / Percentage of households with Borderline Food Consumption Score / Overall				
ANGOLA, <i>Project End Target: 2018.07, Base value: 2017.11, WFP survey, Baseline Survey</i>	<13.20	13.20	-	-
Food Consumption Score / Percentage of households with Poor Food Consumption Score / Female				
ANGOLA, <i>Project End Target: 2018.07, Base value: 2017.11, WFP survey, Baseline Survey</i>	<18.50	18.50	-	-
Food Consumption Score / Percentage of households with Poor Food Consumption Score / Male				
ANGOLA, <i>Project End Target: 2018.07, Base value: 2017.11, WFP survey, Baseline Survey</i>	<19.20	19.20	-	-
Food Consumption Score / Percentage of households with Poor Food Consumption Score / Overall				
ANGOLA, <i>Project End Target: 2018.07, Base value: 2017.11, WFP survey, Baseline Survey</i>	<19.00	19.00	-	-
Food Expenditure Share / Female				
ANGOLA, <i>Project End Target: 2018.07, Base value: 2017.11, WFP survey, Baseline Survey</i>	<63.90	63.90	-	-
Food Expenditure Share / Male				
ANGOLA, <i>Project End Target: 2018.07, Base value: 2017.11, WFP survey, Baseline Survey</i>	<57.30	57.30	-	-
Food Expenditure Share / Overall				
ANGOLA, <i>Project End Target: 2018.07, Base value: 2017.11, WFP survey, Baseline Survey</i>	<59.10	59.10	-	-
SR2 No one suffers from malnutrition				
Food insecure and vulnerable populations in refugee settings have improved nutritional status by 2018				
Proportion of eligible population that participates in programme (coverage) / Female				
ANGOLA, <i>Project End Target: 2018.07, Base value: 2017.11, WFP programme monitoring, WFP Monitoring</i>	>70.00	0.00	-	-
Proportion of eligible population that participates in programme (coverage) / Male				
ANGOLA, <i>Project End Target: 2018.07, Base value: 2017.11, WFP programme monitoring, WFP Monitoring</i>	>70.00	0.00	-	-
Proportion of eligible population that participates in programme (coverage) / Overall				
ANGOLA, <i>Project End Target: 2018.07, Base value: 2017.11, WFP programme monitoring, WFP Monitoring</i>	>70.00	0.00	-	-
Proportion of target population that participates in an adequate number of distributions (adherence) / Female				
ANGOLA, <i>Project End Target: 2018.07, Base value: 2017.11, WFP survey, Baseline Survey</i>	>66.00	0.00	-	-

Outcome	Project End Target	Base Value	Previous Follow-up	Latest Follow-up
Proportion of target population that participates in an adequate number of distributions (adherence) / Male				
ANGOLA, Project End Target: 2018.07, Base value: 2017.11, WFP survey, Baseline Survey	>66.00	0.00	-	-
Proportion of target population that participates in an adequate number of distributions (adherence) / Overall				
ANGOLA, Project End Target: 2018.07, Base value: 2017.11, WFP survey, Baseline Survey	>66.00	0.00	-	-

Gender Indicators

Cross-cutting Indicators	Project End Target	Base Value	Previous Follow-up	Latest Follow-up
Proportion of households where women, men, or both women and men make decisions on the use of food/cash/vouchers, disaggregated by transfer modality / Decisions jointly made by women and men				
ANGOLA, 1. Provide food and/or cash transfers to refugees living in official refugee settlements/camps, Food, Project End Target: 2018.07, Base value: 2017.11	=40.00	21.80	-	-
Proportion of households where women, men, or both women and men make decisions on the use of food/cash/vouchers, disaggregated by transfer modality / Decisions made by men				
ANGOLA, 1. Provide food and/or cash transfers to refugees living in official refugee settlements/camps, Food, Project End Target: 2018.07, Base value: 2017.11	=30.00	42.60	-	-
Proportion of households where women, men, or both women and men make decisions on the use of food/cash/vouchers, disaggregated by transfer modality / Decisions made by women				
ANGOLA, 1. Provide food and/or cash transfers to refugees living in official refugee settlements/camps, Food, Project End Target: 2018.07, Base value: 2017.11	=30.00	35.60	-	-

Protection and Accountability to Affected Populations Indicators

Cross-cutting Indicators	Project End Target	Base Value	Previous Follow-up	Latest Follow-up
Proportion of assisted people informed about the programme (who is included, what people will receive, length of assistance) / Female				
ANGOLA, 1. Provide food and/or cash transfers to refugees living in official refugee settlements/camps, Food, Project End Target: 2018.07, Base value: 2017.11	>80.00	5.40	-	-
Proportion of assisted people informed about the programme (who is included, what people will receive, length of assistance) / Male				
ANGOLA, 1. Provide food and/or cash transfers to refugees living in official refugee settlements/camps, Food, Project End Target: 2018.07, Base value: 2017.11	>80.00	1.20	-	-
Proportion of assisted people informed about the programme (who is included, what people will receive, length of assistance) / Overall				
ANGOLA, 1. Provide food and/or cash transfers to refugees living in official refugee settlements/camps, Food, Project End Target: 2018.07, Base value: 2017.11	>80.00	2.50	-	-

Cross-cutting Indicators	Project End Target	Base Value	Previous Follow-up	Latest Follow-up
Proportion of targeted people accessing assistance without protection challenges / Female				
ANGOLA, 1. Provide food and/or cash transfers to refugees living in official refugee settlements/camps, Food, Project End Target: 2018.07, Base value: 2017.11	>90.00	62.00	-	-
Proportion of targeted people accessing assistance without protection challenges / Male				
ANGOLA, 1. Provide food and/or cash transfers to refugees living in official refugee settlements/camps, Food, Project End Target: 2018.07, Base value: 2017.11	>90.00	72.00	-	-
Proportion of targeted people accessing assistance without protection challenges / Overall				
ANGOLA, 1. Provide food and/or cash transfers to refugees living in official refugee settlements/camps, Food, Project End Target: 2018.07, Base value: 2017.11	>90.00	69.00	-	-

Resource Inputs from Donors

Resource Inputs from Donors

Donor	Cont. Ref. No.	Commodity	Purchased in 2017 (mt)	
			In-Kind	Cash
MULTILATERAL	MULTILATERAL	Corn Soya Blend	-	30
MULTILATERAL	MULTILATERAL	Iodised Salt	-	27
MULTILATERAL	MULTILATERAL	Vegetable Oil	-	83
UN CERF	001-C-01629-01	Corn Soya Blend	-	43
UN CERF	001-C-01629-01	Iodised Salt	-	9
UN CERF	001-C-01629-01	Maize Meal	-	698
UN CERF	001-C-01629-01	Peas	-	108
UN CERF	001-C-01629-01	Vegetable Oil	-	45
USA	USA-C-01335-01	Corn Soya Blend	-	140
USA	USA-C-01335-01	Maize Meal	-	2,313
USA	USA-C-01335-01	Peas	-	360
		Total	-	3,856