

Project Number: 201114 | Project Category: **Single Country IR-EMOP**
Project Approval Date: November 03, 2017 | Planned Start Date: N/A
Actual Start Date: November 01, 2017 | Project End Date: March 14, 2018
Financial Closure Date: N/A

Contact Info

Jennifer Bitonde
jennifer.bitonde@wfp.org

Country Director
Jennifer Bitonde

Further Information

<http://www.wfp.org/countries>
SPR Reading Guidance



**Emergency Food Assistance for DRC Refugees/Asylum Seekers
in Nchelenge and Kawambwa Districts, Luapula Province
Standard Project Report 2017**

World Food Programme in Zambia, Republic of (ZM)



World Food Programme

Table Of Contents

Country Context and WFP Objectives

- Achievements at Country Level
- Country Context and Response of the Government
- WFP Objectives and Strategic Coordination

Country Resources and Results

- Resources for Results
- Supply Chain
- Implementation of Evaluation Recommendations and Lessons Learned

Project Results

- Activities and Operational Partnerships
- Results
- Progress Towards Gender Equality
- Protection and Accountability to Affected Populations

Figures and Indicators

- Data Notes
- Overview of Project Beneficiary Information
- Participants and Beneficiaries by Activity and Modality
- Participants and Beneficiaries by Activity (excluding nutrition)
- Project Indicators
- Resource Inputs from Donors

Country Context and WFP Objectives



Achievements at Country Level

WFP provides comprehensive assistance in Zambia. In line with the Country Office's shift in focus from food assistance to technical assistance, the Country Programme (CP) supported a Home Grown School Meals (HGSM) programme. WFP's strategic partnership with the Ministry of General Education (MoGE) enabled the provision of meals to 972,355 learners (490,176 girls and 482,179 boys), against a target of 1,052,760.

To strengthen the capacity of the MoGE to manage the HGSM programme, WFP supported the training of 172 staff (136 men and 36 women) at national, provincial and district level. Training focused on food storage and handling, reporting and multi-sectoral collaboration. WFP supported pilot activities to improve the dietary diversity of learners by providing funds to schools to make direct purchases from farmers' organisations. With assistance from WFP, a MicroNutrient Powders pilot project was launched to address micronutrient deficiencies among schoolchildren.

WFP's encouragement of the participation of men in school activities resulted in a noticeable increase in them helping to fetch firewood and make bricks for feeding and cooking shelters.

WFP strengthened the capacities of the National Food and Nutrition Commission (NFNC) to develop strategies aimed at improving public awareness of healthier food choices and dietary habits. Through the Scaling up Nutrition (SUN) Business Network (SBN), WFP helped generate more awareness of the government's nutrition agenda and the important role the private sector can play in tackling malnutrition.

Through the Rural Resilience Initiative (RRI), WFP used an integrated approach to strengthen government capacity to build resilience to climate change and provide income opportunities to smallholder farmers. Through savings,

credit, insurance and improved farming techniques - provided as a package - smallholder farmers boosted yields and earnings. WFP facilitated linkages between farmers and commercial companies to increase demand for their crops (mainly cowpeas, soya beans and mixed beans). Smallholder farmers' access to markets was facilitated through a network of farmer organisations, traders and a mobile application known as Virtual Farmers' Market (VFM) piloted by WFP.

Through tailored technical support WFP enhanced the capacity of the government's Disaster Management and Mitigation Unit (DMMU) to undertake credible needs assessments through the Zambia Vulnerability Assessment Committee (ZVAC).

WFP supported the Ministry of Community Development and Social Services (MCDSS) in the rolling out of a national social cash transfer programme in all districts. This reached 540,000 targeted households with a digital tool to facilitate mobile beneficiary registration.

WFP undertook a Logistics Capacity Assessment (LCA) in light of increasing numbers of people fleeing armed conflict in the Democratic Republic of Congo (DRC) and arriving in Zambia as refugees. WFP subsequently provided food assistance to 12,415 refugees.

Country Context and Response of the Government

Landlocked in central southern Africa, Zambia has an estimated population of 16.6 million, growing at an annual rate of 3.1 percent. Although politically stable with more than a decade of consistent economic growth, the country faces numerous challenges, including increasing national debt. Despite healthy harvests, increased electricity generation and the easing of monetary policy, economic recovery has been subdued on account of weak performances by the services, mining and construction sectors, according to the World Bank. It estimated GDP growth at a modestly improved 3.8 percent in 2017 and forecast it strengthening to 4.3 percent in 2018 and 4.7 percent in 2019. The government has embarked on an economic recovery plan to address the fiscal imbalance through a stabilisation programme aimed at improving debt management and promoting sustainable economic growth.

Downgraded by the World Bank to lower middle-income status in 2011, Zambia's human development indicators have stagnated. The 2017 Human Development Report ranked Zambia 139 out of 188 countries while UNDP's Gender Inequality Index placed it 132 out of 155. Prescriptive gender roles and women's perceived inferiority affect household expenditure, employment opportunities, access to education, agricultural livelihood choices (i.e. what to grow and how to grow it) and freedom of movement.

Zambia has a poverty rate of 63 percent and an extreme poverty rate of 42 percent – which rises as high as 70 percent in some rural provinces (where most of the population rely on subsistence agriculture). The correlation between rural poverty and poor service delivery is cyclical and self-reinforcing: rural communities - smallholder farmers in particular - have limited access to agricultural inputs and markets and tend to pursue poor agricultural practices.

Malnutrition rates are alarmingly high, with 40 percent of children under 5 stunted and 6 percent wasted. Chronic malnutrition rates are slightly higher among boys and significantly higher among poor and rural children. Some 53 percent of children under 5 and 30 percent of women of child-bearing age are anaemic. The key drivers of malnutrition include poverty, poor knowledge of nutrition and lack of dietary diversity. Rates of micronutrient supplementation are low and micronutrient deficiencies prevalent. HIV prevalence remains high at 13 percent with the rate among women higher than among men (15.1 percent vs 11.3 percent).

The introduction of free primary school education by the government coupled with investment in areas like school meals and infrastructure development has improved enrolment. However, the sector faced challenges in delivering quality education and many indicators - particularly progression and completion rates - remain poor.

WFP's support to Zambia has shifted over the last five years from direct implementation to technical assistance. The principle aims of Country Programme (CP) 200891 are to provide technical assistance on long-term social protection, nutrition-sensitive programming and the building of disaster resilience.

The CP is aligned to the UN Sustainable Development Partnership Framework 2016-2021 and Sustainable Development Goal 2. It contributes to WFP's Strategic Objectives 3 and 4 and the Zero Hunger Challenge. The CP is also aligned with the government's Social Cash Transfer Programme under the National Social Protection Policy (NSPP), which aims at reducing extreme poverty and its inter-generational transfer. Overall, the CP aims at supporting the government's National Development Plan (NDP) 2017–2021 and Vision 2030.

The NDP recognizes the private sector as a critical partner in Zambia's work to attain sustainable middle-income status by 2030. WFP procured pulses from smallholder farmers and convened food producers and processors in

the framework of the Scaling Up Nutrition (SUN) Business Network (SBN). It also facilitated procurement of commodities by WFP's Global Commodity Management Facility (GCMF).

WFP supports:

1. The government's Home Grown School Meals (HGSM) programme which, as a component of the National Social Protection Policy (NSPP), serves as a social safety net for children from vulnerable households.
2. The government's National Food and Nutrition Policy, to promote an integrated multi-sectoral response to reduce stunting from 40 to 30 percent by 2021.
3. The Rural Resilience Initiative (R4) targeting poor and food insecure households to raise their productivity with improved access to yield-enhancing technologies and promoting essential risk management services such as credit, insurance and savings.
4. The immediate food needs of refugees from DRC in Nchelenge district, Luapula province to prevent a deterioration in their food security.

WFP Objectives and Strategic Coordination

WFP has transitioned from direct food assistance to technical support to strengthen the government's social safety nets, address chronic malnutrition and preserve the livelihoods of smallholder farmers. WFP is also assisting refugees from the DRC recently displaced by violence through Immediate Response Emergency Operation (IR-EMOP) 201114.

Country Programme (CP) 200891, which runs from 2016-2020, has three components: Home Grown School Meals (HGSM), nutrition and resilience-building. It has an approved budget of USD 33.5 million to support the government's Vision 2030 to reduce poverty, inequality and vulnerability through initiatives in agriculture, education, nutrition, resilience-building and social protection.

Within the framework of the National Social Protection Policy, WFP supported primary school children in the poorest districts; enabled smallholder farmers to access the HGSM programme as an alternative market for cowpeas and beans; and supported pilot initiatives to generate evidence for improvements in the design of the HGSM.

WFP coordinated with the National Food and Nutrition Commission (NFNC), the Scaling-Up Nutrition (SUN) movement and other partners to develop national strategies to safeguard the nutritional status of vulnerable groups and contribute to national efforts to reduce stunting.

To build the resilience of smallholder farmers vulnerable to drought-induced shocks, WFP worked with the Ministry of Agriculture, the Department of Meteorology, cooperating partners and the private sector to provide a package of essential services. The package included savings, credit and insurance facilities and improved farming techniques.

WFP worked with the private sector through the Farm to Market Alliance (FtMA) to link commercial traders to smallholder farmers supplying maize, soybean, groundnuts and cowpeas.

WFP provided technical assistance to the Disaster Mitigation and Management Unit (DMMU), training its staff in collection of data using mobile devices.

WFP strengthened the delivery system of the national social cash transfer programme by contracting a service provider to develop an electronic tool for registering beneficiaries.

Country Resources and Results

Resources for Results

Zambia's low-middle-income status presents opportunities and challenges for WFP. The Country Office (CO) has repositioned itself to support the government's National Development Plan and attainment of the Sustainable Development Goals, engaging resource partners to achieve common development objectives in the country.

Though the Country Programme (CP) continued to face funding challenges in 2017, the HGSM programme was sustained by a matching contribution of in-kind maize from the government and multilateral funding for both food and capacity strengthening activities. The government also continued to provide funding for district-level operations under the HGSM programme. WFP's consistent advocacy efforts for increased funding to the HGSM programme resulted in the government's approval of a supplementary budget in the last quarter of 2017 for HGSM activities in 2018.

The CO benefited from the government's predictable in-kind cereal contributions for the HGSM and its funding of capacity strengthening activities related to the National Social Cash Transfer (NSCT) and HGSM programmes.

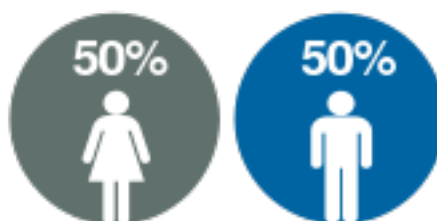
The Scaling Up Nutrition's (SUN's) promotion of complementary feeding using local indigenous crops, the SUN Business Network (SBN), FtMA and R4 also contributed to the Country Programme in cross-cutting and complementary activities.

WFP has continued to engage the government and donors through different fora, including sector advisory and cooperating partner groupings. The CO continued to seek innovative ways to mobilize resources through synergy creation and integrated activity programming.



Annual Country Beneficiaries

Beneficiaries	Male	Female	Total
Children (under 5 years)	1,328	1,378	2,706
Children (5-18 years)	484,513	492,473	976,986
Adults (18 years plus)	2,396	2,682	5,078
Total number of beneficiaries in 2017	488,237	496,533	984,770





Annual Food Distribution in Country (mt)

Project Type	Cereals	Oil	Pulses	Mix	Other	Total
Country Programme	4,776	29	1,583	-	-	6,387
Single Country IR-EMOP	120	7	16	18	2	162
Total Food Distributed in 2017	4,896	36	1,599	18	2	6,550

Supply Chain

Ninety percent of food commodities under the HGSM programme were sourced locally while fortified vegetable oil was imported. The government supported the programme through an in-kind contribution of maize while WFP provided pulses and vegetable oil. The government covered all costs associated with food storage and handling for the HGSM programme, which did not record any post-distribution losses.

The government allocated in-kind cereal stocks from a network of Food Reserve Agency (FRA) storage facilities near targeted schools. WFP purchased pulses from farmer organisations and traders, including through the Virtual Farmers' Market (VFM) mobile platform. This strategy significantly lowers the cost of primary transport, for which WFP is responsible. Secondary transportation of food commodities from the district storage facilities to the schools is carried out by the government.

In the last quarter of 2017 Zambia experienced an influx of refugees fleeing violence in the Democratic Republic of Congo (DRC). WFP worked with partners to respond swiftly to the unfolding humanitarian crisis by setting up mobile supply units in the refugee settlement. WFP also facilitated the delivery of food commodities to the refugee programme in the resettlement camps.

WFP also facilitated the export of maize to drought-stricken countries in East Africa, as well as to countries still recovering from the 2016/17 El Niño-induced drought.



Annual Food Purchases for the Country (mt)

Commodity	Local	Regional/International	Total
Beans	1,118	-	1,118
Iodised Salt	6	-	6
Maize Meal	480	-	480
Peas	1,047	-	1,047
Total	2,651	-	2,651
Percentage	100.0%	-	

Annual Global Commodity Management Facility Purchases Received in Country (mt)

Commodity	Total
Beans	137
Corn Soya Blend	68
Peas	282
Vegetable Oil	466
Total	952

Implementation of Evaluation Recommendations and Lessons Learned

The mid-term evaluation of the previous Country Programme (CP) recommended that WFP reposition itself as a provider of technical assistance to the government in support of the HGSM programme, nutrition and smallholder farmer resilience-building initiatives.

HGSM is a catalytic platform for solving demand-side and aggregation challenges in the agriculture sector and encouraging home-grown solutions, nutrition sensitization and community strengthening. WFP supported the government to own and manage the HGSM programme to realize multiple benefits across social protection, agriculture, nutrition and education.

Working with the SBN, WFP understands the critical role that the private sector can play in improving nutrition in Zambia. WFP is ensuring the development of collaborative nutrition strategies with the government and private sector. The private sector has become increasingly aware of the opportunities for investing in the production of nutritious foods.

WFP provides an integrated package of services to smallholder farmers: access to a savings account, credit insurance and conservation techniques. Linking farmers to alternative markets is likely to enhance their resilience in the face of climate-induced shocks. This knowledge has been used to design the next phase of resilience activities targeting additional districts in 2018.

WFP leveraged its experience implementing the Purchase for Progress (P4P) activity to improve the connecting of farmers to markets through an established network of buyers and aggregators and to incorporate post-harvest handling and storage management services.

WFP also integrated the use of information technology, giving smallholder farmers access to a transparent, open and trustworthy mobile platform on which to negotiate fair prices for their produce.

Project Results

Activities and Operational Partnerships

WFP undertook life-saving emergency general food distributions to refugees fleeing violence in DRC. The distributions were done within the refugee settlement and all commodities were locally procured, except for salt and vegetable oil.

WFP contracted the NGO Action Africa Help (AAH) to manage the storage and distribution of the food. UNICEF drilled boreholes for potable water and provided medical care; the Zambia Red Cross Society distributed non-food items (NFIs); and UNHCR provided technical support to the authorities on the processing and registration of asylum seekers.

WFP provided training to AAH staff to help them manage the warehouse, track commodity movements, oversee distributions and compile reports. A reference guide on distribution management was developed and shared.

WFP participated in monthly inter-agency coordination meetings chaired by the government's Commissioner for Refugees (COR) and attended by UN agencies, NGOs and provincial government structures involved in providing assistance to the refugees.

WFP took part in an in-depth inter-agency assessment of the food security and nutrition situation of the host community, as well as of the functioning of local markets. Its findings will help determine the food security and nutrition needs and the appropriate assistance modalities, including resilience-building and livelihood support requirements beyond the duration of this intervention. The assessment collected sex-and age-disaggregated data and information on gender (access, availability, utilization and control over food), which will be used to try to ensure that targeting and programme implementation are responsive to the needs and capacities of the most vulnerable groups.

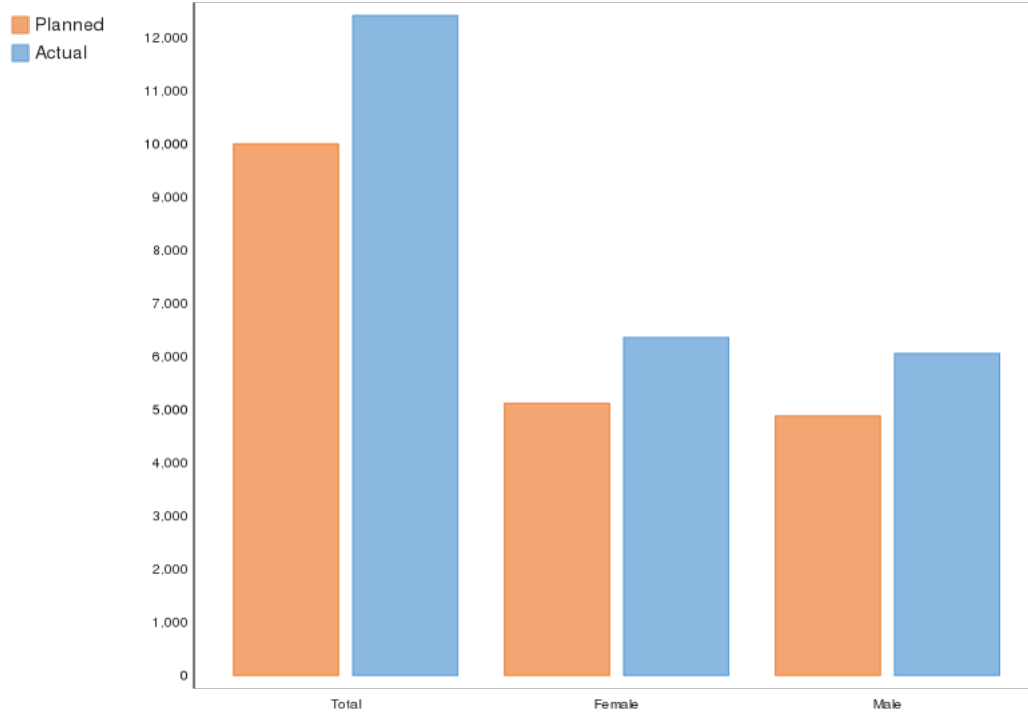
WFP also participated in a UNHCR-led Age, Gender and Diversity Participatory Assessment. This planning and monitoring exercise sought to ensure that all persons of concern claim their rights on an equal footing and encouraged full participation by persons of concern in decisions affecting their lives and those of their families and communities.

Results

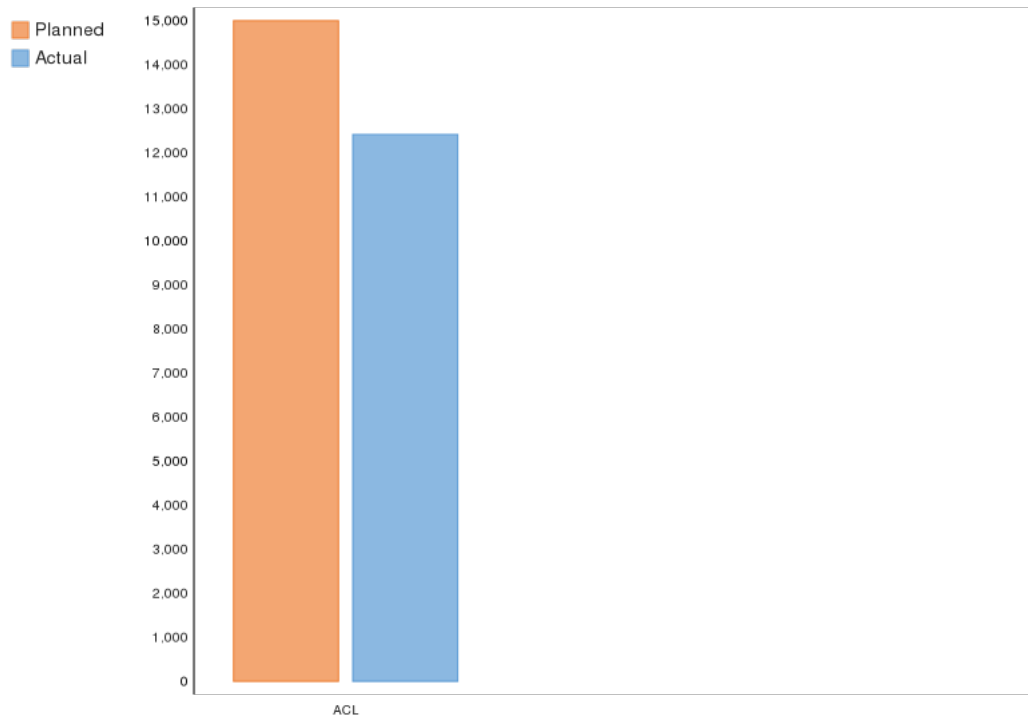
WFP provided a nutrition-sensitive food basket to meet the daily energy requirements of 2,100 kcal per person per day. This consisted of 400g of maize meal, 60g of pulses, 25g of vegetable oil, 5g of salt and 60g of Super Cereal with sugar. The Super Cereal was provided to all refugees to boost micronutrient intake and the consumption of quality protein.

The trainings and reference materials provided by WFP ensured partner staff followed food distribution protocols, adopted good storage and warehousing practices and submitted accurate distribution reports.

Annual Project Beneficiaries

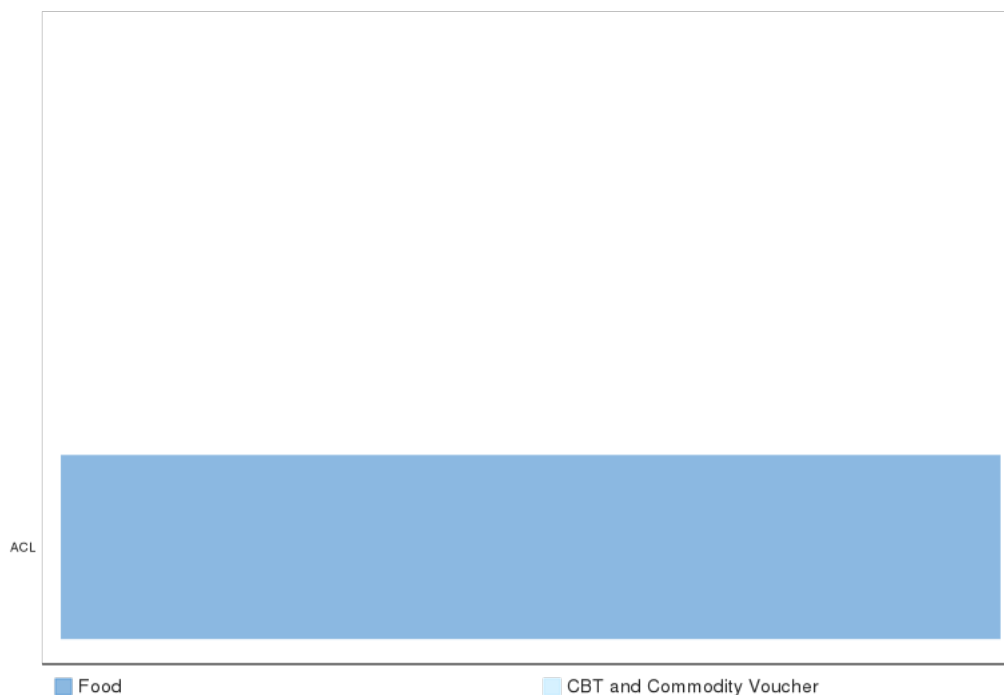


Annual Project Beneficiaries by Activity



ACL: Asset creation and livelihood support activities

Modality of Transfer by Activity



ACL: Asset creation and livelihood support activities



Annual Project Food Distribution

Commodity	Planned Distribution (mt)	Actual Distribution (mt)	% Actual v. Planned
Beans	18	-	-
Corn Soya Blend	18	18	99.7%
Iodised Salt	2	2	101.9%
Maize	120	-	-
Maize Meal	-	120	-
Peas	-	16	-
Vegetable Oil	8	7	92.9%
Total	165	162	98.4%

Progress Towards Gender Equality

The refugees face a wide range of protection risks related to livelihoods, education health, food, nutrition, shelter and security. Women, girls and boys are particularly vulnerable.

To better equip staff to mainstream appropriate gender-sensitive considerations into food distribution, WFP staff participated in the Age, Gender and Diversity Participatory Assessment of the refugee camp. The assessment was organized by UNHCR and used focus group discussions involving girls, women, boys and men. It assessed protection risks, available skills, gender roles and how these factors influence health, food, nutrition, shelter and security. The results will help ensure that the distribution system is fair, accountable, transparent and gender-sensitive.

Protection and Accountability to Affected Populations

Through coordination with refugee leaders and food committees, WFP ensured that information on the composition of the food basket was disseminated among the refugees. The information was also posted at distribution points during each distribution.

A help desk staffed by WFP, UNHCR and COR representatives was always in place at distribution sites.

The main protection issue was unaccompanied minors being received at transit centres as new arrivals. These cases were handled by the Zambia Red Cross Society.

Figures and Indicators

Data Notes

Cover page photo © WFP / Victoria Kamara

Refugees receiving food at Kenani Refugee Camp.

Explanatory notes:

Participants and Beneficiaries by Activity and Modality table:

- All beneficiaries were assisted with emergency general food distribution under this operation, not asset creation and livelihood support.

Project indicators, Output indicators:

- Training and workshops were planned in Kawambwa district but carried out in Nchelenge district, hence the values appearing on different lines.

Overview of Project Beneficiary Information

Table 1: Overview of Project Beneficiary Information

Beneficiary Category	Planned (male)	Planned (female)	Planned (total)	Actual (male)	Actual (female)	Actual (total)	% Actual v. Planned (male)	% Actual v. Planned (female)	% Actual v. Planned (total)
Total Beneficiaries	4,880	5,120	10,000	6,058	6,357	12,415	124.1%	124.2%	124.2%
By Age-group:									
Children (under 5 years)	1,070	1,110	2,180	1,328	1,378	2,706	124.1%	124.1%	124.1%
Children (5-18 years)	1,880	1,850	3,730	2,334	2,297	4,631	124.1%	124.2%	124.2%
Adults (18 years plus)	1,930	2,160	4,090	2,396	2,682	5,078	124.1%	124.2%	124.2%
By Residence status:									
Refugees	4,880	5,120	10,000	6,083	6,332	12,415	124.7%	123.7%	124.2%

Participants and Beneficiaries by Activity and Modality

Table 2: Beneficiaries by Activity and Modality

Activity	Planned (food)	Planned (CBT)	Planned (total)	Actual (food)	Actual (CBT)	Actual (total)	% Actual v. Planned (food)	% Actual v. Planned (CBT)	% Actual v. Planned (total)
Asset creation and livelihood support activities	15,000	-	15,000	12,415	-	12,415	82.8%	-	82.8%

Annex: Participants by Activity and Modality

Activity	Planned (food)	Planned (CBT)	Planned (total)	Actual (food)	Actual (CBT)	Actual (total)	% Actual v. Planned (food)	% Actual v. Planned (CBT)	% Actual v. Planned (total)
Asset creation and livelihood support activities	15,000	-	15,000	12,415	-	12,415	82.8%	-	82.8%

Participants and Beneficiaries by Activity (excluding nutrition)

Table 3: Participants and Beneficiaries by Activity (excluding nutrition)

Beneficiary Category	Planned (male)	Planned (female)	Planned (total)	Actual (male)	Actual (female)	Actual (total)	% Actual v. Planned (male)	% Actual v. Planned (female)	% Actual v. Planned (total)
Asset creation and livelihood support activities									
All (General Distribution)	7,320	7,680	15,000	6,058	6,357	12,415	82.8%	82.8%	82.8%
Total participants	7,320	7,680	15,000	6,058	6,357	12,415	82.8%	82.8%	82.8%
Total beneficiaries	7,320	7,680	15,000	6,058	6,357	12,415	82.8%	82.8%	82.8%

Project Indicators

Output Indicators

Output	Unit	Planned	Actual	% Actual vs. Planned
CRF SO1-SR1: General Distribution				
Number of infrastructure works implemented	unit	1	1	100.0%
Number of men trained	individual	15	33	220.0%

Output	Unit	Planned	Actual	% Actual vs. Planned
Number of people trained (Skills: Project management)	individual	19	14	73.7%
Number of training sessions/workshop organized	training session	5	-	-
Number of training sessions/workshop organized	training session	-	5	-
Number of women trained	individual	15	37	246.7%

Resource Inputs from Donors

Resource Inputs from Donors

Donor	Cont. Ref. No.	Commodity	Purchased in 2017 (mt)	
			In-Kind	Cash
MULTILATERAL	MULTILATERAL	Corn Soya Blend	-	72
MULTILATERAL	MULTILATERAL	Iodised Salt	-	6
MULTILATERAL	MULTILATERAL	Maize Meal	-	480
MULTILATERAL	MULTILATERAL	Peas	-	72
MULTILATERAL	MULTILATERAL	Vegetable Oil	-	30
		Total	-	660