

WFP MONTHLY MARKET UPDATE

SUDAN, APRIL 2018

Highlights

- **The national average retail price of sorghum significantly increased by 7.9 percent, in WFP areas, compared to the previous month, it expected to show an increasing trend during the coming lean season.**
- **The retail prices of sorghum significantly increased by 6 to 12 percent in all states compared to the previous month.**
- **The national average price of goat increased by 5.1 percent compared to the previous month; the highest increase was observed in West Kordofan and Blue Nile (36 percent).**
- **The national average retail price of groundnut slightly increased by 0.5 percent compared to the previous month.**
- **The wholesale prices of sorghum and millet, in ElGadarif Auction Market, were significantly increased by 12 to 15 percent, respectively, in comparison to the previous month, while it still higher by more 150 percent compared to the same period of the previous year.**

Recent Crop Prices in Production Area - ElGadarif Auction Market

The average wholesale price of sorghum for April 2018 was SDG684/90Kg sack, higher by 12.0 percent compared to March 2018 and 211 percent compared to the same month of the previous year; see chart 1 - annex 1 in page 8.

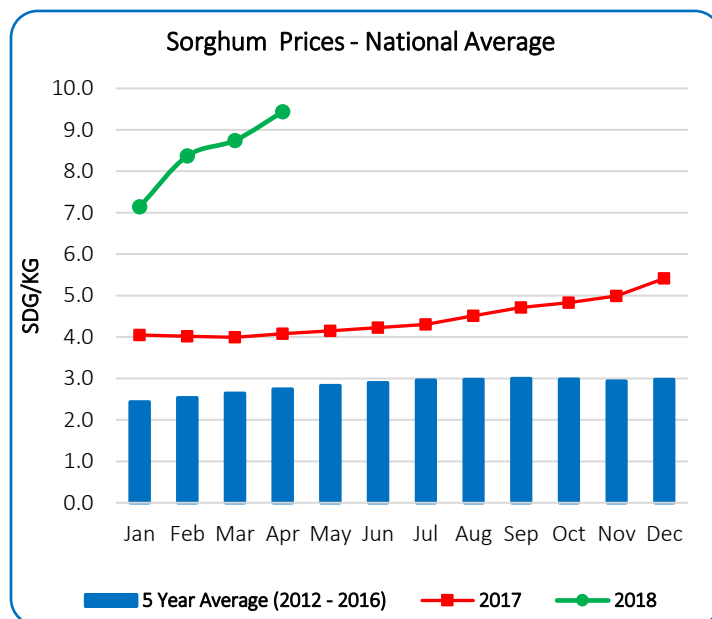
The average wholesale price of millet for April 2018 was SDG1321/100Kg sack, higher by 15.0 percent compared to March 2018 and 165 percent higher compared to the same period of the previous year; see chart 2 - annex 1 in page 8.

The average wholesale price of sesame for April 2018 was SDG1684/Kantar, less by 2.0 percent compared to March 2018 and 104 percent higher compared to the same period of the previous year; see chart 3 - annex 1 in page 8.

Summary of Market Prices in WFP Areas

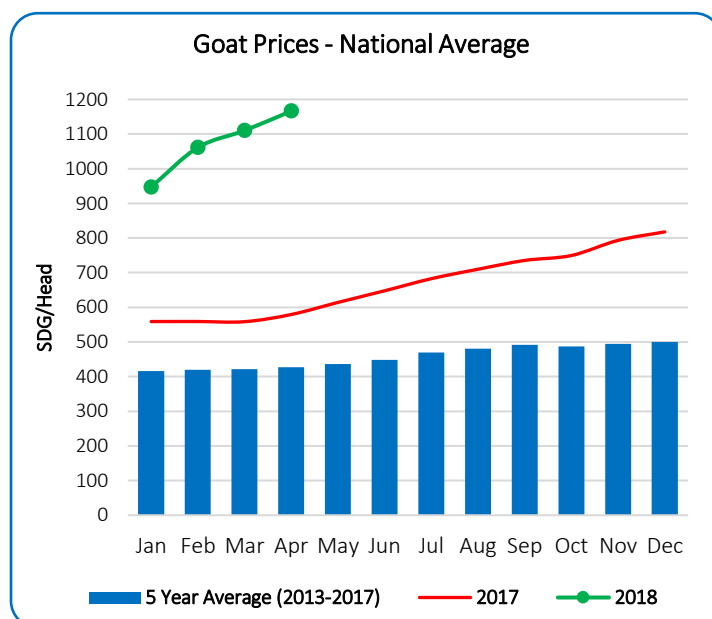
The national average price of sorghum significantly increased by 7.9% compared to March 2018. This attributed to diminishing supply from the last season harvest (2017/18) and approaching into the lean season. The current national retail price of sorghum increased by 131 percent compared to the same period of the previous year (April 2017). This attributed to the high cost of production in addition to wheat subsidy lifting and devaluation of Sudanese currency.

The national average price of sorghum was 244 percent higher than the five-year average.

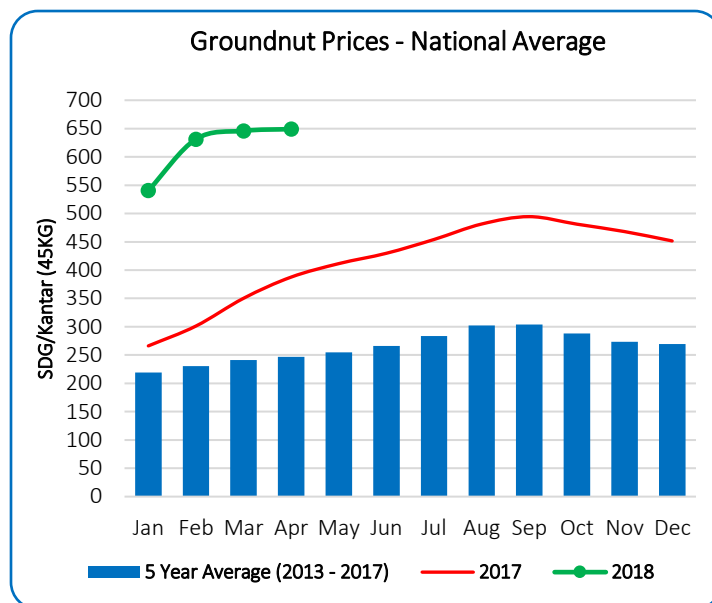


The national average price of goat increased by 5.1 percent compared to the previous month (March 2018), this attributed to the high cost of production (supplementary feeding and medicine). The current national average price of goat increased by 101.0 percent compared to the same month of the previous year.

The national average price of goat higher by 173 percent compared to the five-year average of the same month (April). The high variation in the national average price of goat is mainly attributed to the inflationary increase in the cost of production and devaluation of currency, which encouraged more export to the international market.



The national average price of groundnut slightly increased by 0.5 percent compared to the previous month (March). The slight increase or stability in the groundnut prices is mainly attributed to the new government policy that requested the exporters to return all hard currency revenues from exports into the National Bank and get the equivalent in Sudanese currency using the official incentive exchange rate. Groundnut prices expected to remain stable or slightly increase during May 2018. The success or failure of the coming summer season will determine whether the price of groundnut will remain stable, increase or decrease.



The national average price of groundnut higher by 67.4 percent compared to the same period of the previous year (April 2017), this is due to the high cost of production and high demand from local and international market.

The national average price of groundnut higher by 162.0 percent compared to the five-year average of the same month.

Additional price data for the three commodities for 2016, 2017 and 2018 by the state found in annex 2 (page 9).

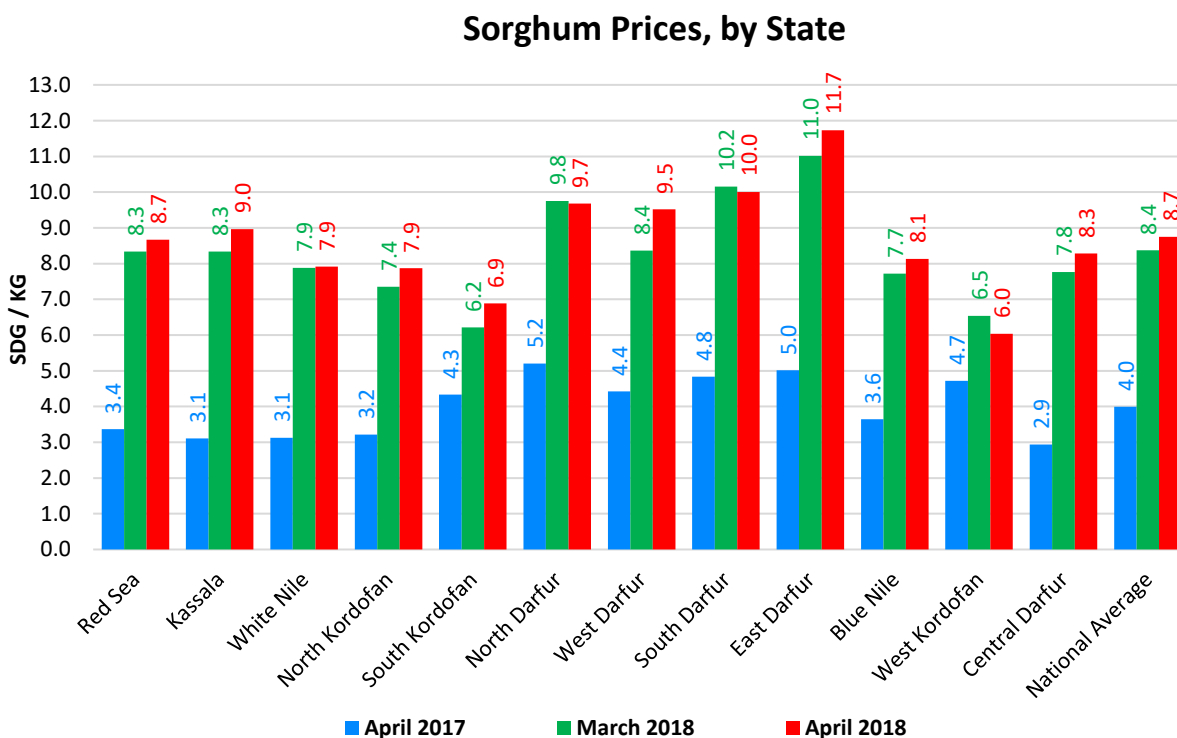
Sorghum

Sorghum retail price significantly increased in eight out of 12 states during April 2018 compared to the previous month. It sharply increased in West Kordofan (30 percent), Blue Nile (22.9 percent), North Darfur (17.4 percent), White Nile (14.7 percent), South Kordofan (10.9 percent), Kassala (9.3 percent), North Kordofan (8.5 percent) and West Darfur (6.3 percent). It slightly increased in South Darfur (2.2 percent) and Red Sea (1.9 percent). Sorghum retail price is slightly decreased in Central Darfur (1.4 percent) and East Darfur (0.9 percent).

This significant increase in the sorghum prices during April 2018 can be attributed to the risk that face the new summer season, which should start mid of May, as the result of a shortage in the fuel supply. In addition to the depletion of stocks and approaching to the mid of the lean season.

The sorghum prices increased in all states compared to the same period of the previous year (April 2017). It sharply increased in Kassala (206 percent), White Nile (191 percent), North Kordofan (177 percent), Blue Nile (173 percent), Red Sea (165 percent), Central Darfur (144 percent), East Darfur (126 percent), West Darfur (119 percent), North Darfur (117 percent), South Darfur (98 percent), South Kordofan (76 percent) and West Kordofan (68 percent).

The sorghum prices were higher by 96 to 236 percent in all states compared to the 5-year average of the same month (April).



Goat

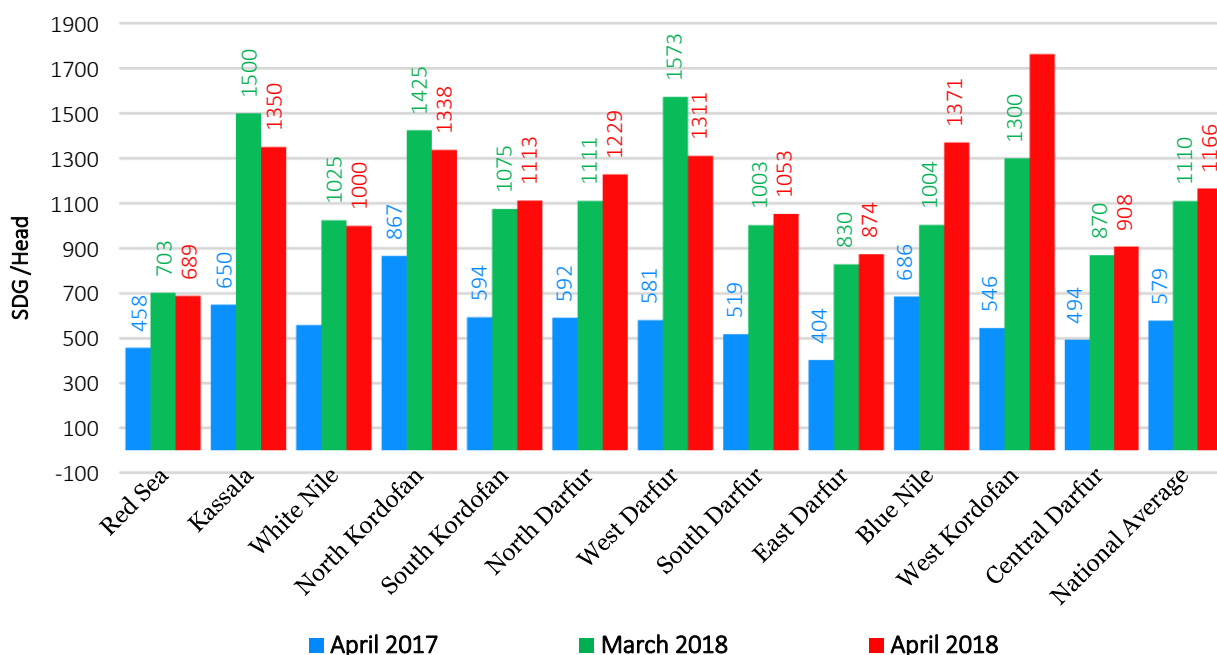
The prices of goat increased in 7 out of 12 states compared to the previous month (March 2018). It sharply increased in Blue Nile (36.5 percent), West Kordofan (35.6 percent) and North Darfur (10.6 percent) while it slightly increased in East Darfur (5.4 percent), South Darfur (5.0 percent), Central Darfur (4.4 percent) and South Kordofan (3.5 percent). Goat retail prices sharply decreased in West Darfur (16.7 percent) and Kassala (10 percent); and slightly decreased in North Kordofan (6.1 percent), White Nile (2.4 percent) and Red Sea (2.0 percent).

The increase in goat prices in most states is mainly attributed to the sharp increase in the prices of supplementary feedings and veterinary services.

The prices of goat increased by 50 to 223 percent in all states compared to the same month of the previous year (April 2017), while it was higher by 82 to 291 percent in all states compared to the 5-year average of the same month (April).

The high goat prices compared to the previous years attributed to inflationary increase in the cost of production and increasing demand for export market.

Goat Prices, by State



Groundnut

The groundnut prices increased in by 1.0 to 11 percent in 8 out of eleven states compared to the previous month (March 2017). It significantly increased in Blue Nile (11.0 percent), West Darfur (7.6 percent), West Kordofan (7.0 percent) and Kassala (5.5 percent); while it slightly increased in South Darfur (4.2 percent), North Darfur (2.5 percent), South Kordofan (1.5 percent) and East Darfur (1.0 percent). Groundnut retail prices sharply decreased in White Nile (13.9 percent) and slightly decreased in North Kordofan and Central Darfur by 1.0 percent.

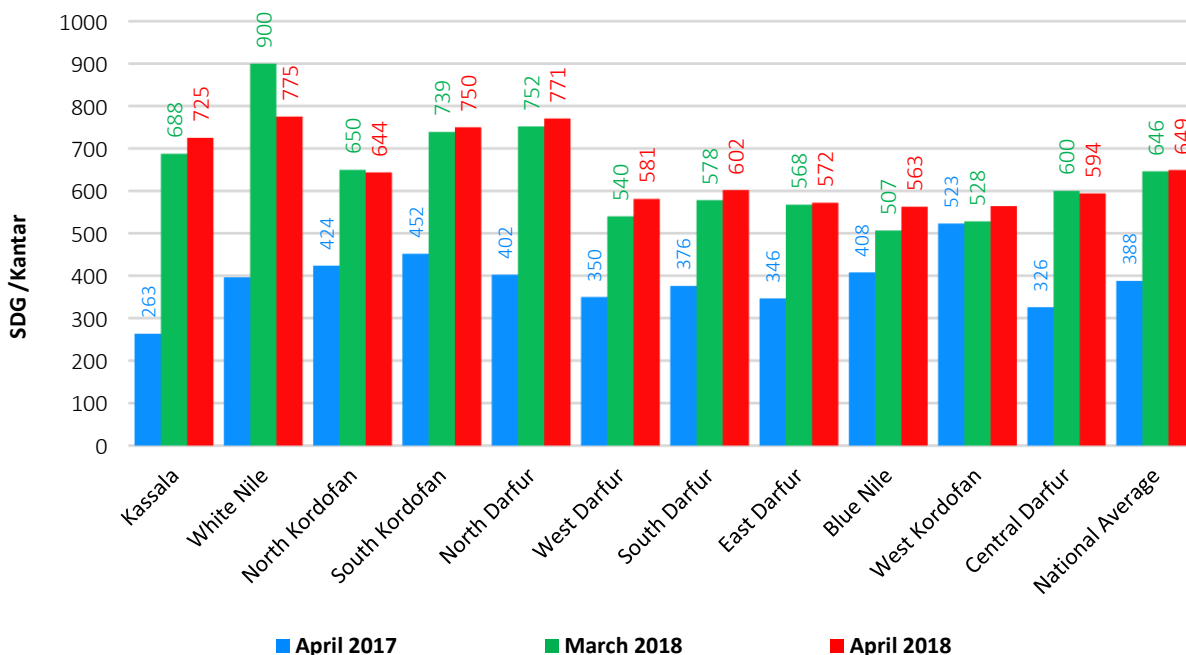
The prices of groundnut expected to remain steady during May until the gloomy picture of the coming summer season, that created from the shortage of fuel supply, become clear.

The groundnut prices higher by 7 to 175 percent in all states compared to the same month of the previous year (April 2017).

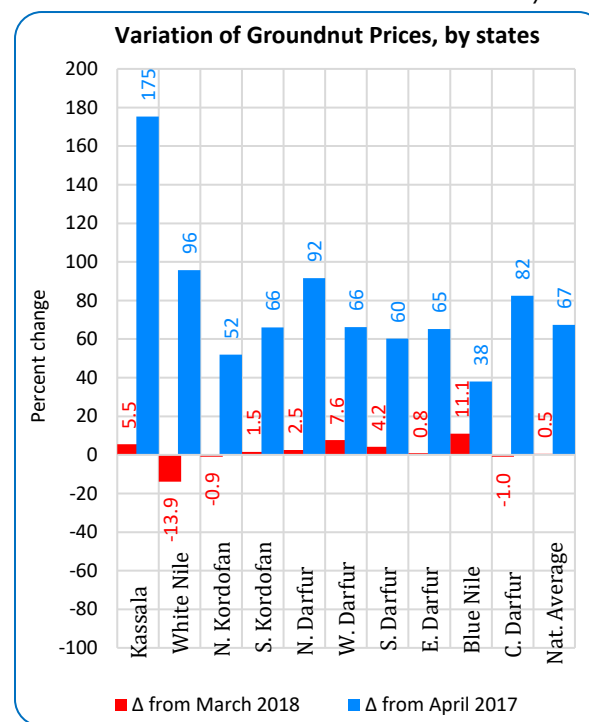
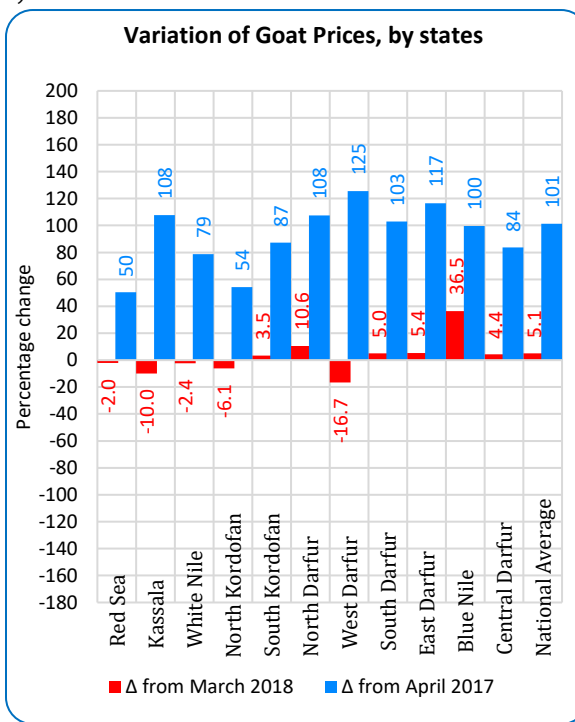
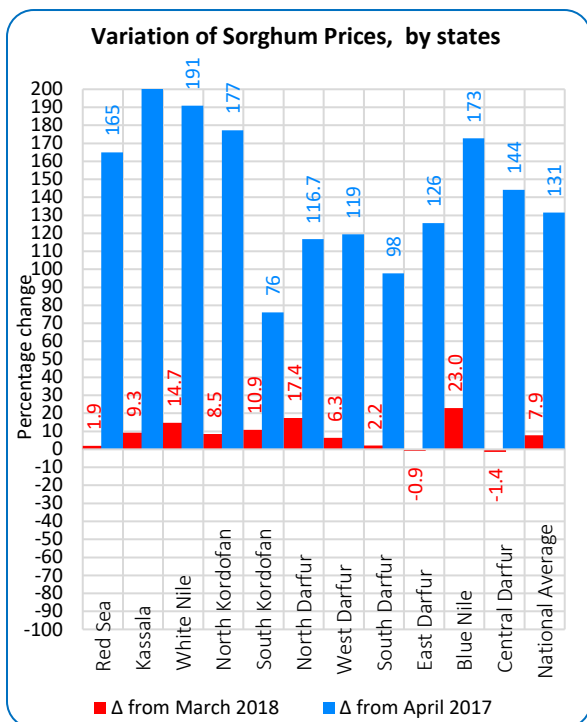
The groundnut prices remained extremely higher by 80 to 192 percent in all states, compared to the five-year average of April.

The high variability in the groundnut prices during April 2018 compared to the previous years, is mainly attributed to the high production cost and high demand from internal and international markets and inflationary increases in the costs of production.

Groundnut Prices, by State



THE PERCENTAGE CHANGE OF SORGHUM, GOAT AND GROUNDNUT PRICES COMPARED TO THE MARCH 2018 AND APRIL 2017



Ranking the States According to the level of Variations in the Price of Commodities

April 2018 Compared to March 2018			
Ranking	Sorghum	Goat	Groundnut
First	West Darfur (+)	Blue Nile (+)	Blue Nile (+)
Second	South Kordofan (+)	North Darfur (+)	West Darfur (+)
Third	Kassala (+)	East Darfur (+)	Kassala (+)
Fourth	North Kordofan (+)	South Darfur (+)	South Darfur (+)
Fifth	Central Darfur (+)	Central Darfur (+)	North Darfur (+)

April 2018 compared to April 2017			
Ranking	Sorghum	Goat	Groundnut
First	Kassala (+)	West Darfur (+)	Kassala (+)
Second	Central Darfur (+)	East Darfur (+)	White Nile (+)
Third	Red Sea (+)	Kassala (+)	North Darfur (+)
Fourth	White Nile (+)	North Darfur (+)	Central Darfur (+)
Fifth	North Kordofan (+)	South Darfur (+)	South Kordofan (+)

Key: Increase in price = (+), Decrease in price = (-), Steady price = (o)

Note: Compared to the previous month (March 2018), the sorghum prices increased in most states except Central and East Darfur, it sharply increased in Blue Nile, North Darfur and White Nile. Goat and groundnut prices were slightly increased in most states, except Blue Nile.

Annex 1: Gadarif Auction Market:

Chart 1: Daily Sorghum Wholesale Prices

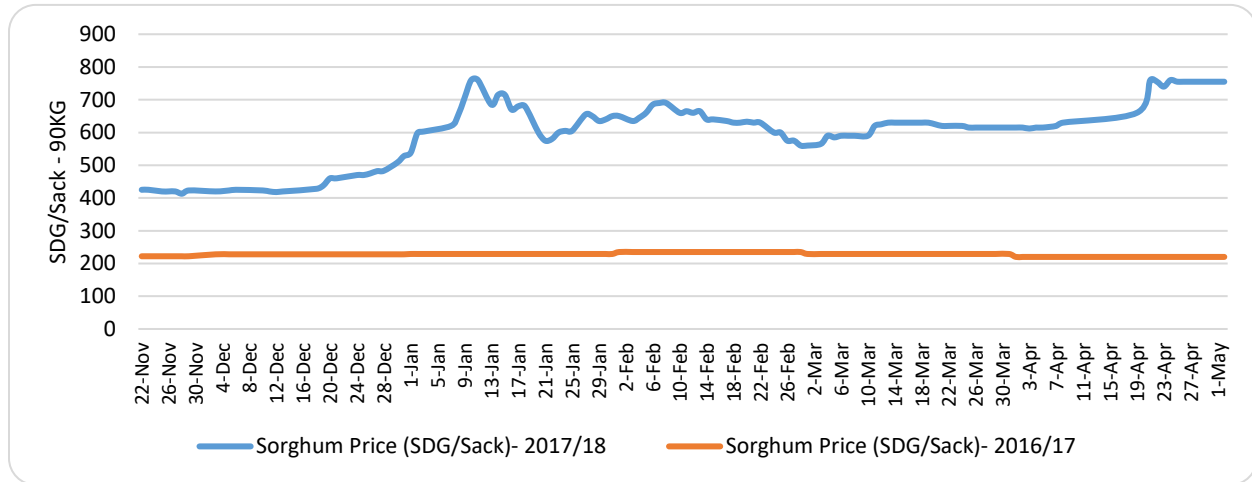


Chart 2: Daily Millet Wholesale Prices

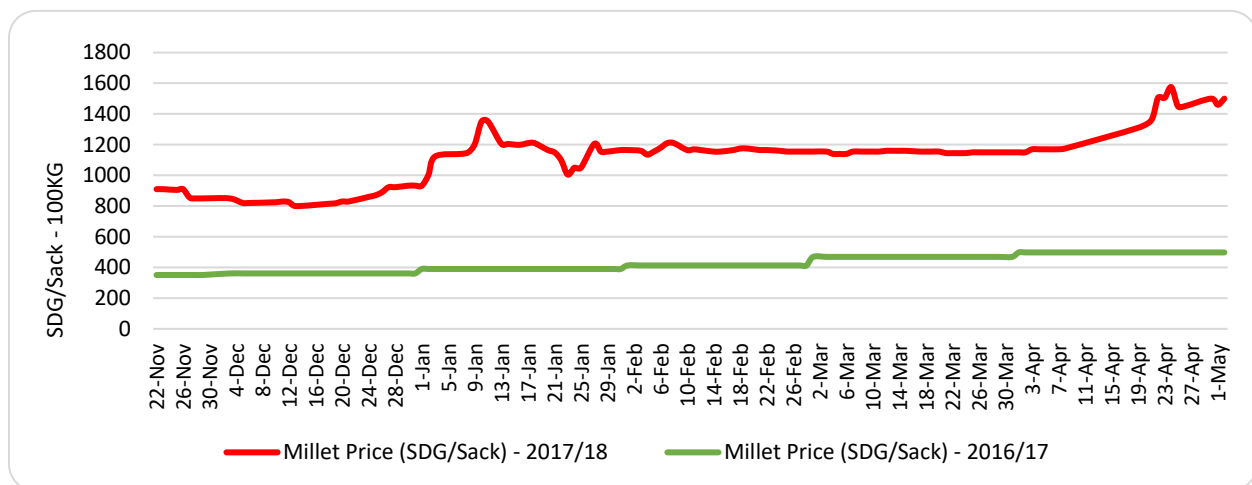
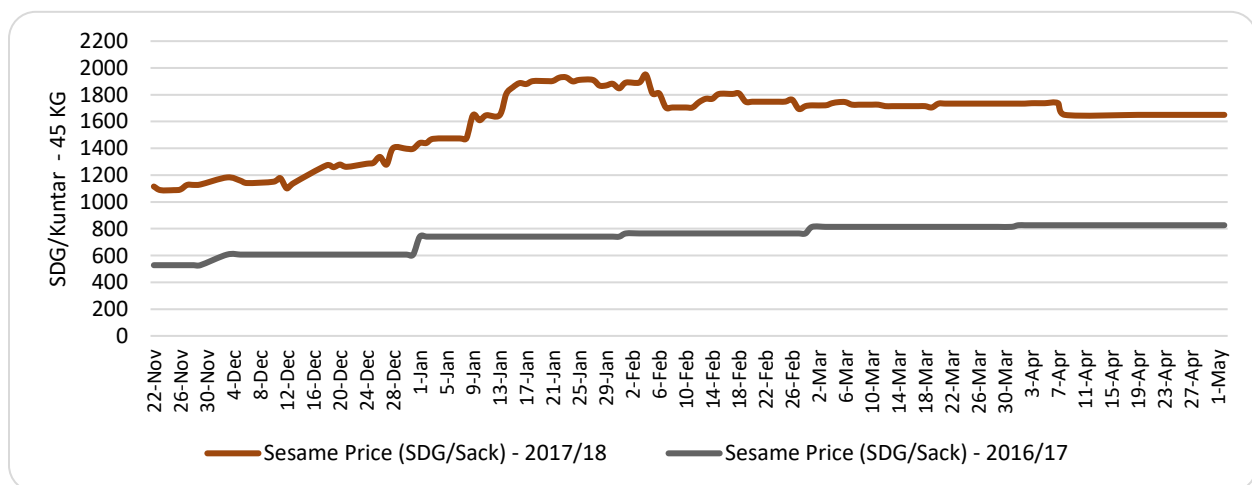
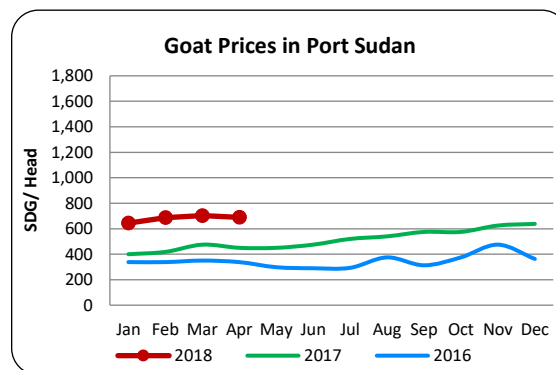
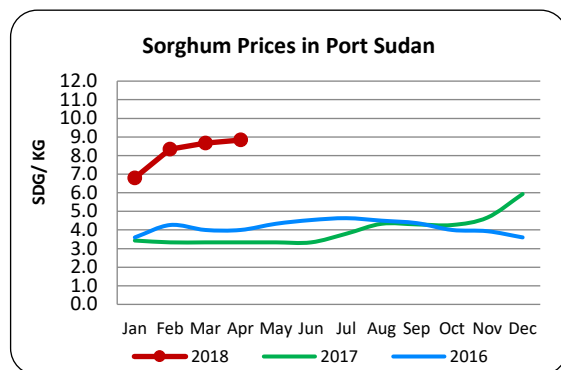


Chart3: Daily Sesame Wholesale Prices

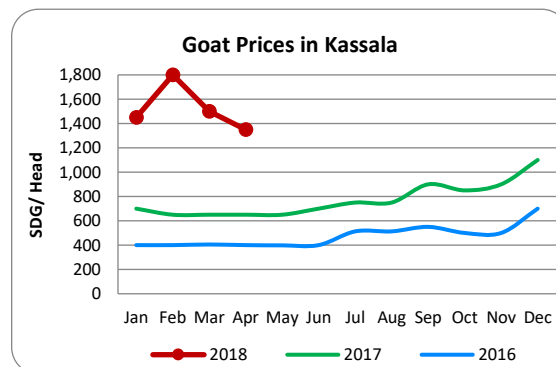
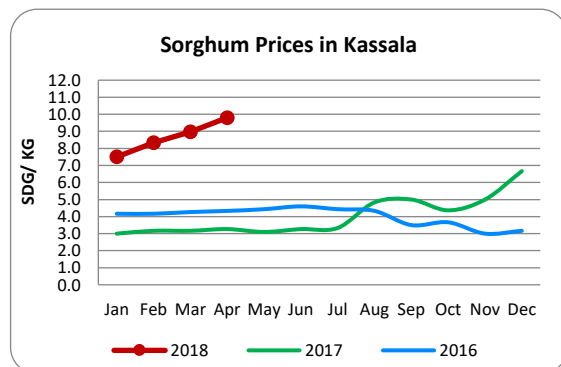


Annex 2: The Sorghum, Goat and Groundnut prices for 2016, 2017 and 2018 by States:

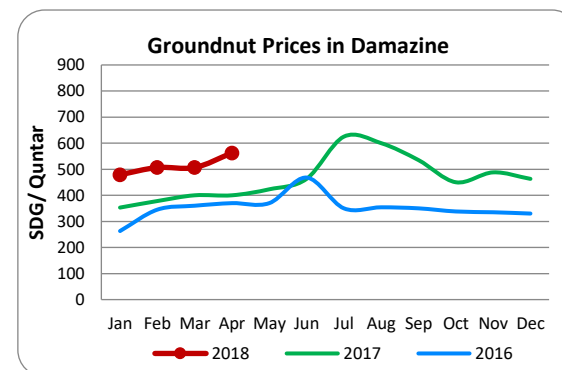
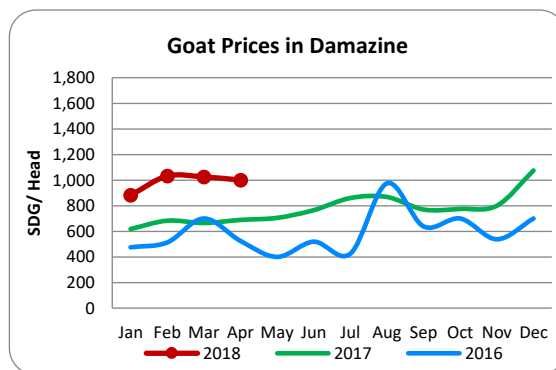
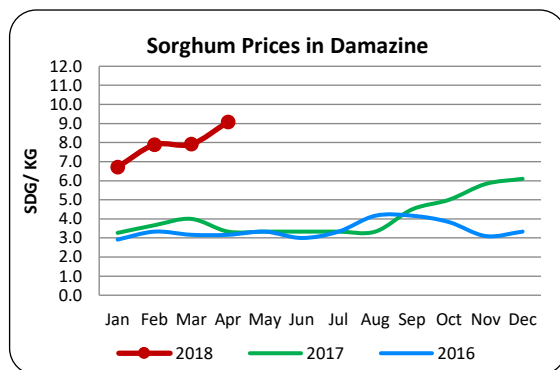
Red Sea



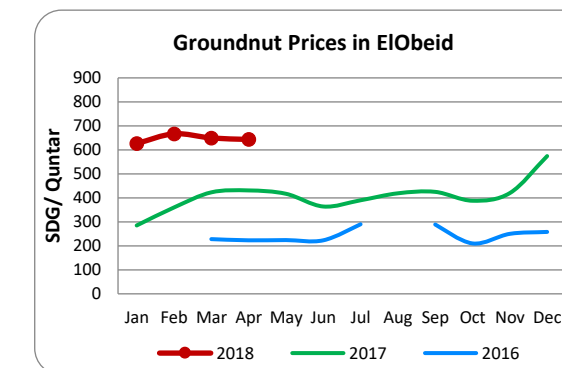
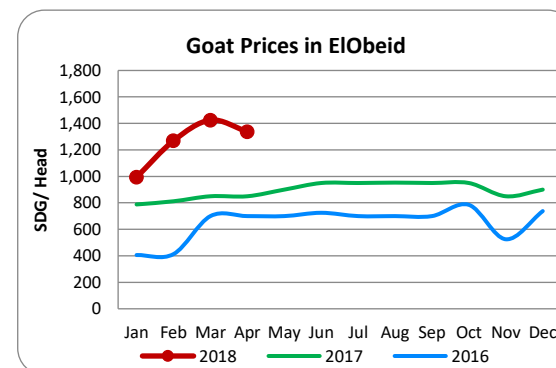
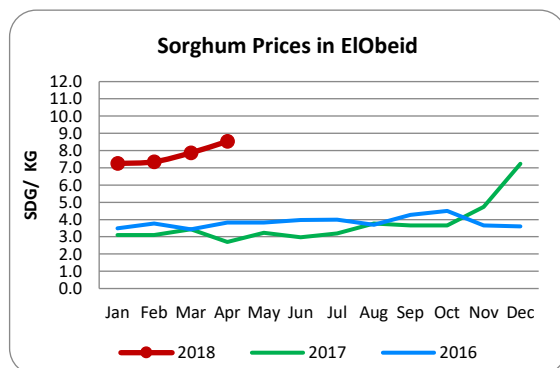
Kassala



Blue Nile

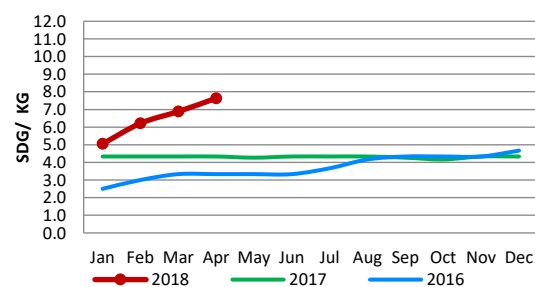


North Kordofan

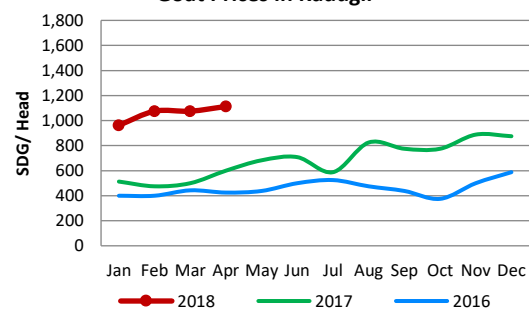


South Kordofan

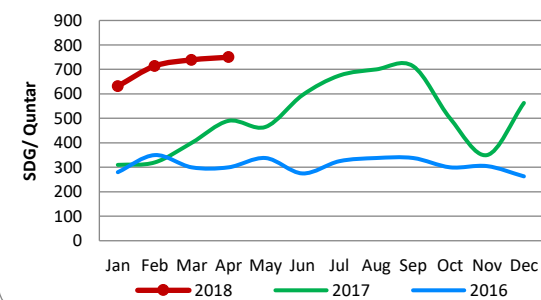
Sorghum Prices in Kadugli



Goat Prices in Kadugli

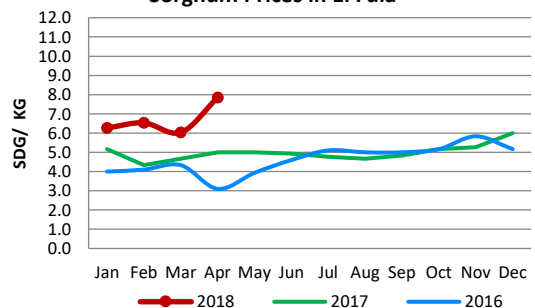


Groundnut Prices in Kadugli

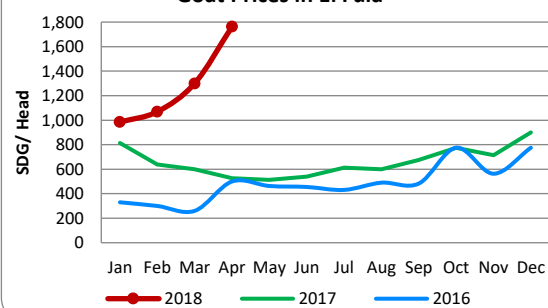


West Kordofan

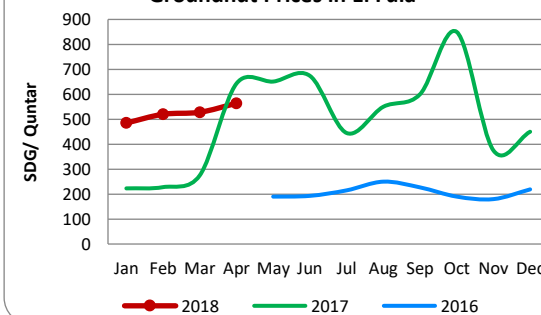
Sorghum Prices in El Fula



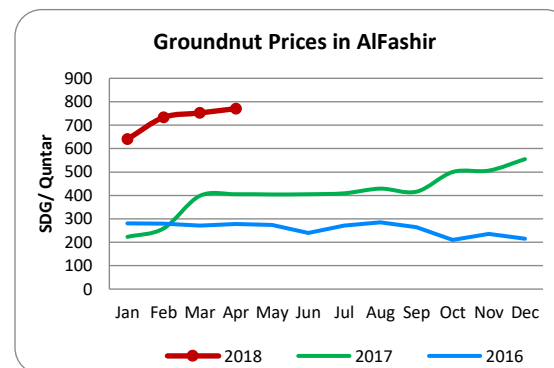
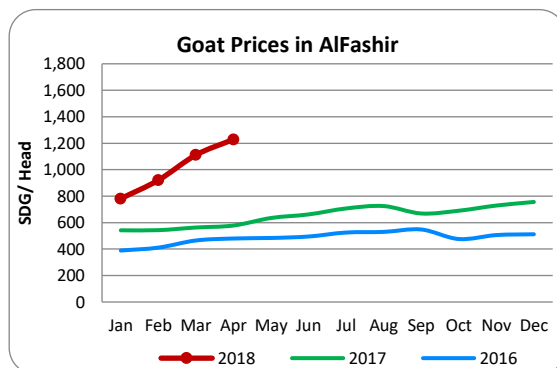
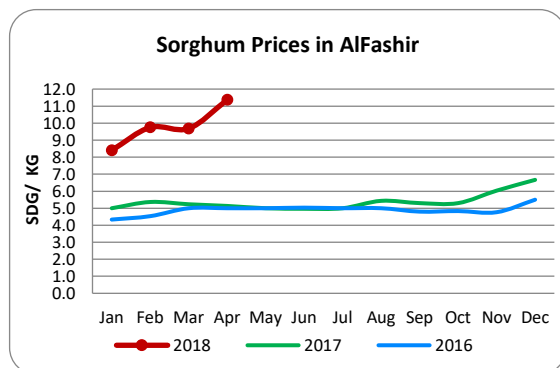
Goat Prices in El Fula



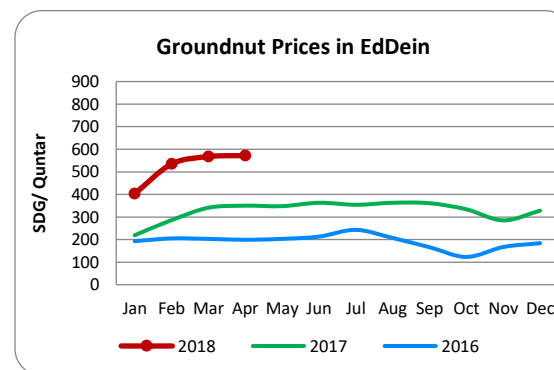
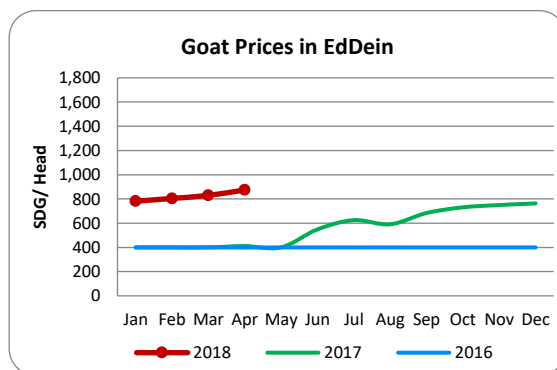
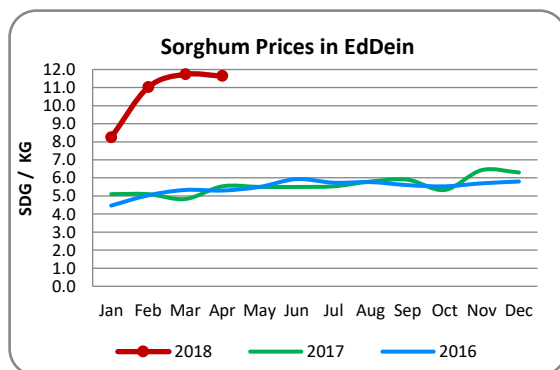
Groundnut Prices in El Fula



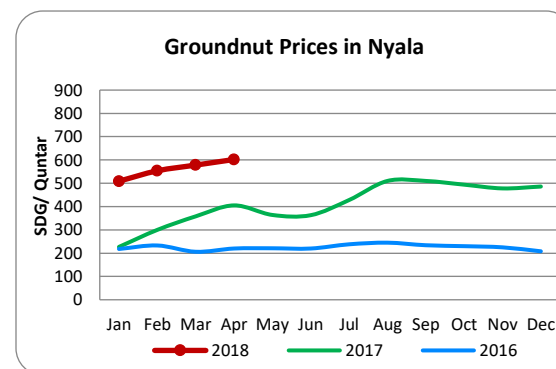
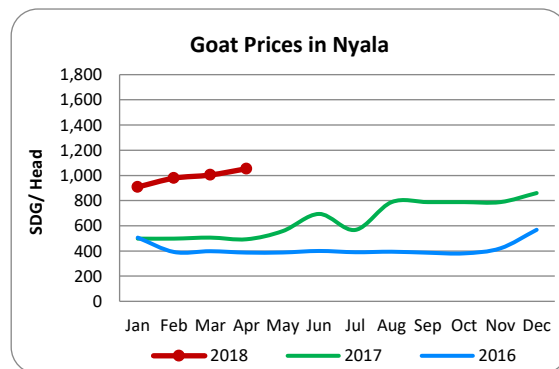
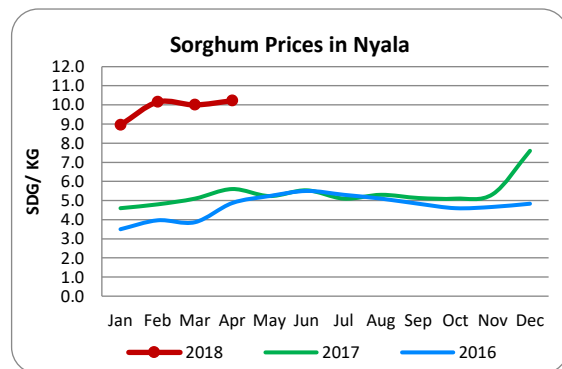
North Darfur



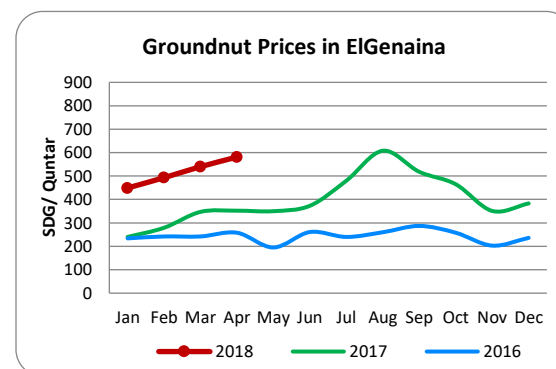
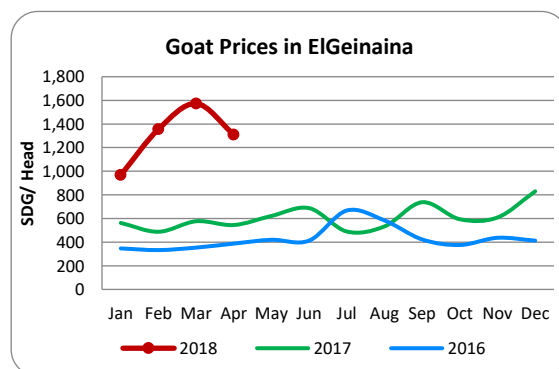
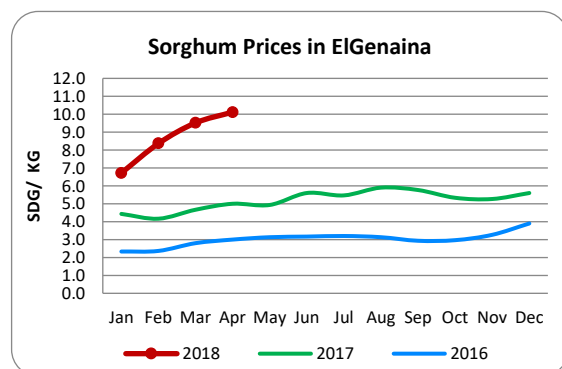
East Darfur



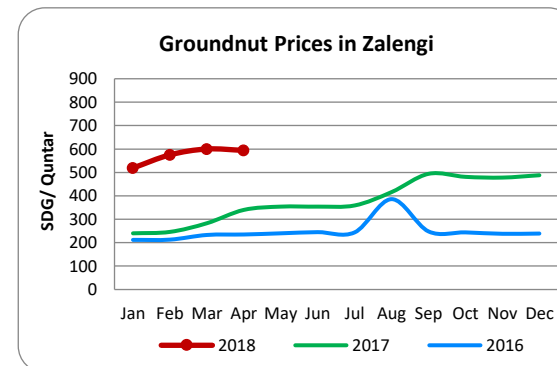
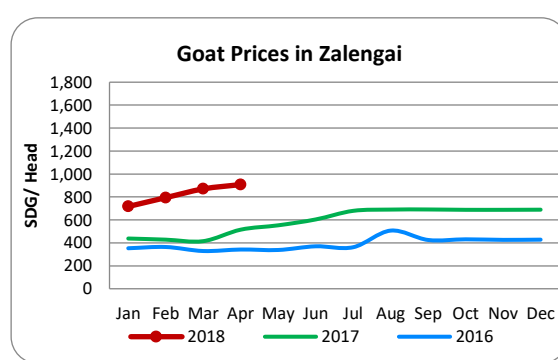
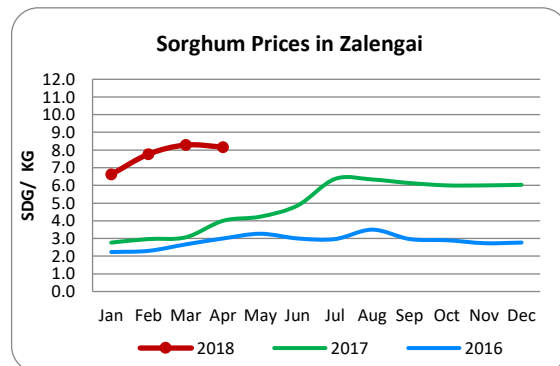
South Darfur



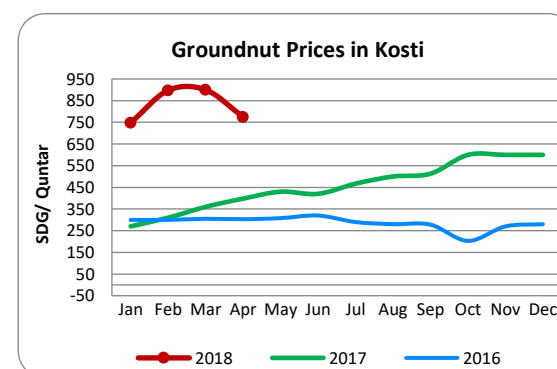
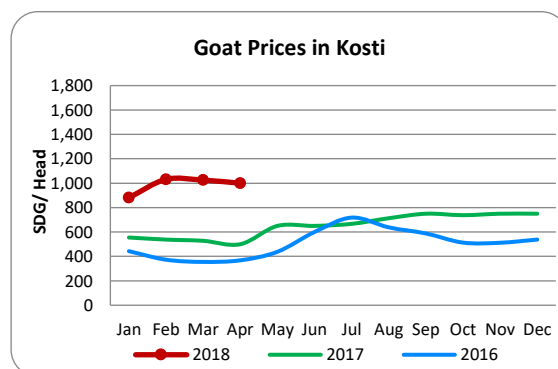
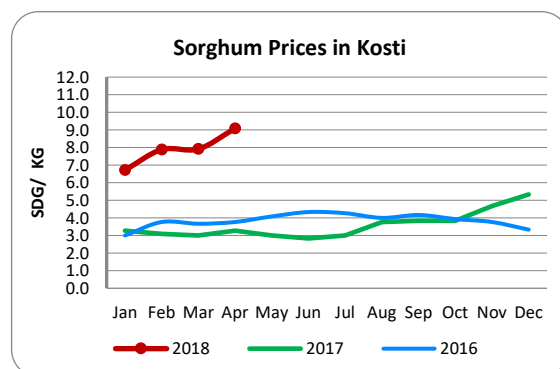
West Darfur



Central Darfur



White Nile



National Average

