

WFP MONTHLY MARKET UPDATE

SUDAN, MARCH 2018

Highlights

- **The national average retail price of sorghum slightly increased by 4.5 percent, in WFP areas, compared to the previous month, it expected to show an increasing trend during the coming lean season.**
- **The retail prices of sorghum significantly increased (more than 10 percent) in 2 out of 12 states, West Darfur showed the highest increase (13.8 percent).**
- **The national average price of goat increased by 4.6 percent in March 2018 compared to the previous month due to inflationary increase in the cost of production; the highest increase was observed in West Kordofan and North Darfur (more than 20 percent).**
- **The national average retail price of groundnut slightly increased by 2.3 percent compared to the previous month.**
- **The wholesale prices of sorghum, millet and sesame were slightly decreased by 1 to 4 percent in comparison to the previous month, while still higher by more 100 percent compared to the same period of the previous year.**

Recent Crop Prices in the Production Area - ElGadrif Auction Market

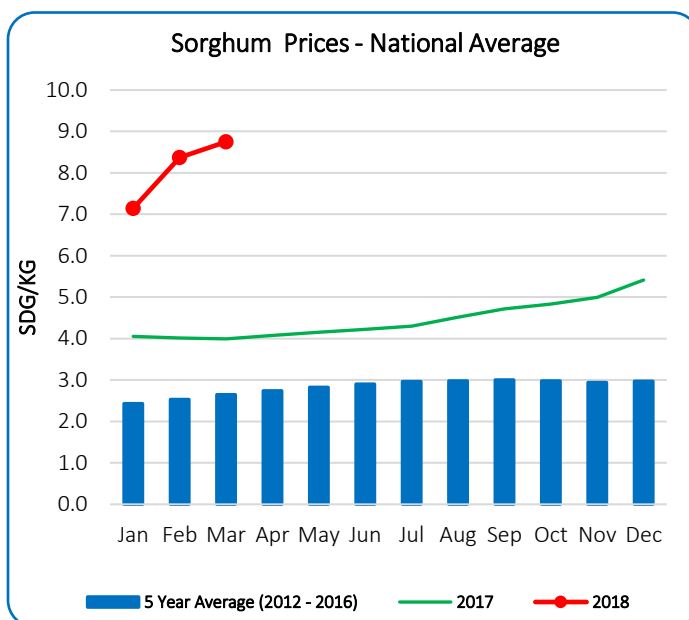
The average wholesale price of sorghum for March 2018 was SDG610/90Kg sack, less by 4 percent compared to February 2018 and 166 percent higher compared to the same month of the previous year, see chart 1 - annex 1 in page 9.

The average wholesale price of millet for March 2018 was 1152SDG/100Kg sack, less by only 1 percent compared to February 2018 and 146 percent higher compared to the same period of the previous year, see chart 2 - annex 1 in page 9.

The average wholesale price of sesame for March 2018 was 1727SDG/Kantar, less by 3 percent compared to February 2018 and 112 percent higher compared to the same period of the previous year, see chart 3 - annex 1 in page 9.

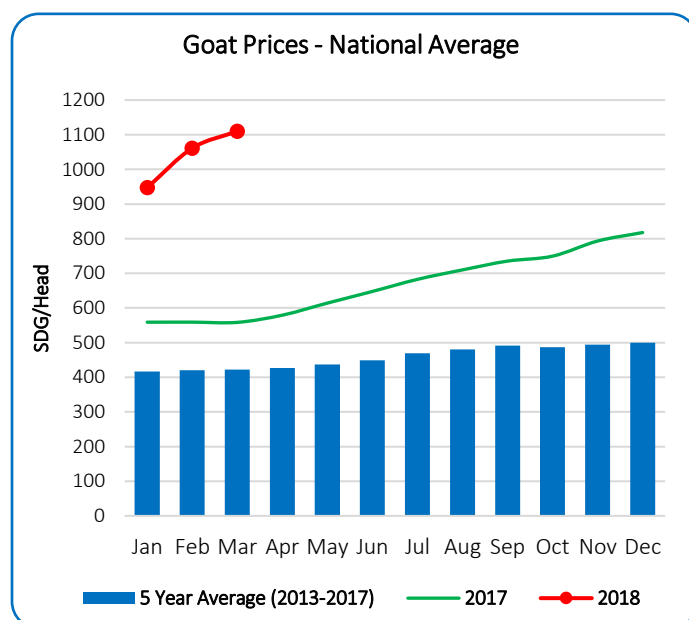
Summary of Market Prices in WFP Areas

The national average price of sorghum slightly increased by 4.5% compared to February 2018. The current national retail price of sorghum increased by 119 percent compared to the same period of the previous year (March 2017). This attributed to a reduction in the total harvestable area in the current season (2017/18) in addition to the new government policies that lifted wheat subsidy and devaluation of Sudanese currency. Discouraging sorghum prices during the previous season in addition to the delay of rainfall and long dry spells in many areas contributed to significant decrease in sorghum production last season.



The national average price of sorghum was 231 percent higher than the five-year average.

The national average price of goat increased by 4.6 percent compared to the previous month (February 2018), this attributed to the high cost of production, and poor pasture condition. The current national average price of goat increased by 99.0 percent compared to the same month of the previous year.



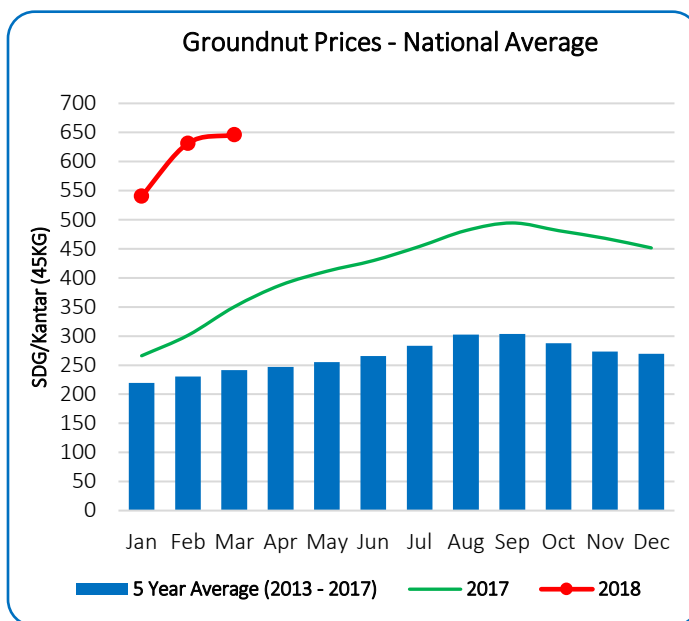
The national average price of goat compares higher by 163 percent for the five-year average of the same month (March). The high variation in the national average price of goat is mainly attributed to the inflationary increase in the cost of production.

The national average price of groundnut slightly increased by 2.3 percent compared to the previous month (February). The increase in the groundnut prices is mainly attributed to the high demand from the international market as well as an inflationary increase in the cost of production. Groundnut prices expected to increase further during the coming months due to new government policies (currency devaluation, which increase the cost of imported oil and increase the demand from local oil production sector).

The national average price of groundnut higher by 84.4 percent compared to the same period of the previous year (March 2017), this is due to high demand from local and international markets.

The national average price of groundnut higher by 167.0 percent compared to the five-year average of the same month.

Additional price data for the three commodities for 2016, 2017 and 2018 by the state found in annex 2 (page 9).



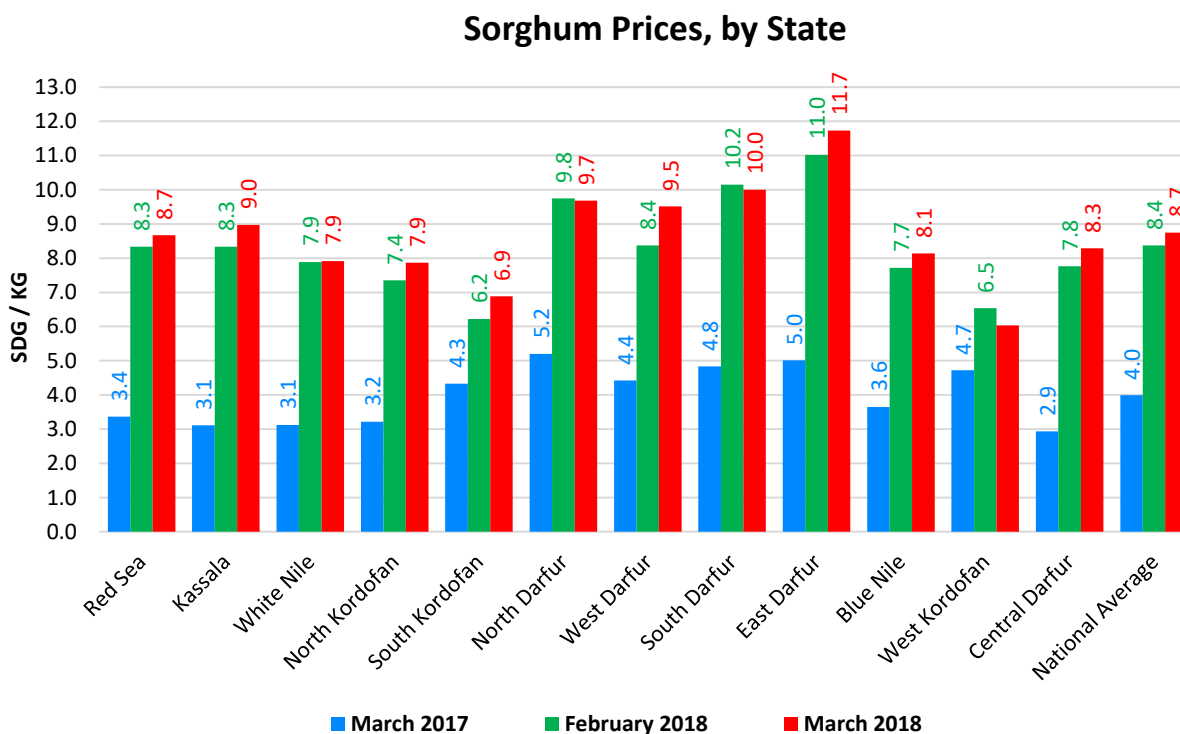
Sorghum

Sorghum retail prices slightly increased in most states during March 2018 compared to the previous month. It sharply increased in West Darfur (13.8 percent) and South Kordofan (10.7 percent); and significantly in Kassala (7.6 percent), North Kordofan (7.0 percent), Central Darfur (6.7 percent), East Darfur (6.5 percent), Blue Nile (5.4 percent), Red Sea (4.0 percent) and slightly in White Nile (0.4 percent). Sorghum retail prices decreased sharply in West Kordofan (7.7 percent), slightly in South Darfur (1.5 percent) and North Darfur (0.7 percent).

This slight variation in the sorghum prices during March 2018 occurred after the absorption of the shocks created by the new government policies in January and February prices.

The sorghum prices increased in all states compared to the same period of the previous year (March 2017). It sharply increased in Kassala (188 percent), Central Darfur (182 percent), Red Sea (157 percent), White Nile (154 percent), North Kordofan (145 percent), East Darfur (134 percent), Blue Nile (123 percent), West Darfur (115 percent), South Darfur (107 percent) and North Darfur (86 percent); while it moderately increased in South Kordofan (59 percent) and West Kordofan (28 percent).

The sorghum prices were higher by 48 to 235 percent in all states compared to the 5-year average of the same month (March).

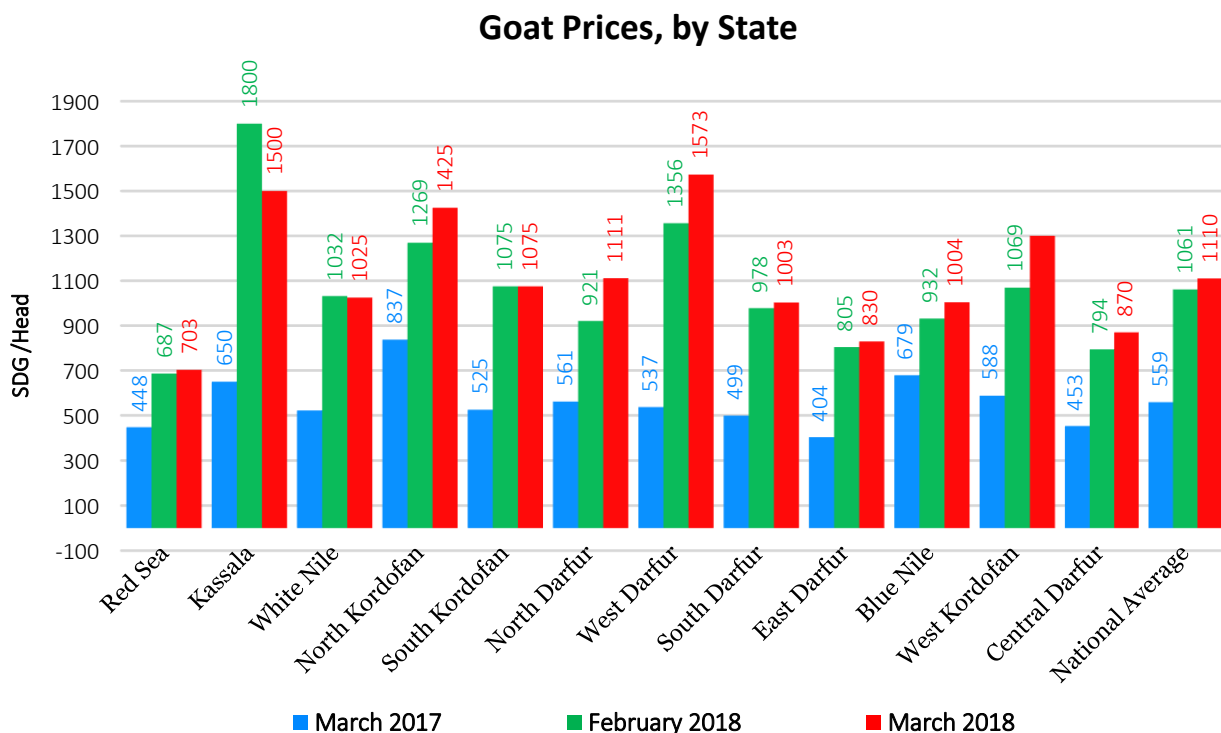


Goat

The prices of goat increased in most states (by 2.5 to 22 percent) compared to the previous month (February 2018). It sharply increased in West Kordofan (21.6 percent), North Darfur (20.7 percent), West Darfur (16.0 percent), North Kordofan (12.3 percent), Central Darfur (9.6 percent) and Blue Nile (7.8 percent); it slightly increased in East Darfur (3.1 percent), South Darfur (2.6 percent) and Red Sea (2.4 percent). The retail prices of goat decreased sharply in Kassala (16.7 percent), and White Nile (0.6 percent). The increase in the goat prices in most states is mainly attributed to a sharp increase in the prices of supplementary feedings and veterinary services in addition to high demand for export markets.

The prices of goat increased by 57 to 130 percent in all states compared to the same month of the previous year (March 2017), while it was higher by 85 to 267 percent in all states compared to the 5-year average of the same month (March).

The high goat prices compared to the previous years attributed to inflationary increase in the cost of production and increasing demand from the export market.



Groundnut

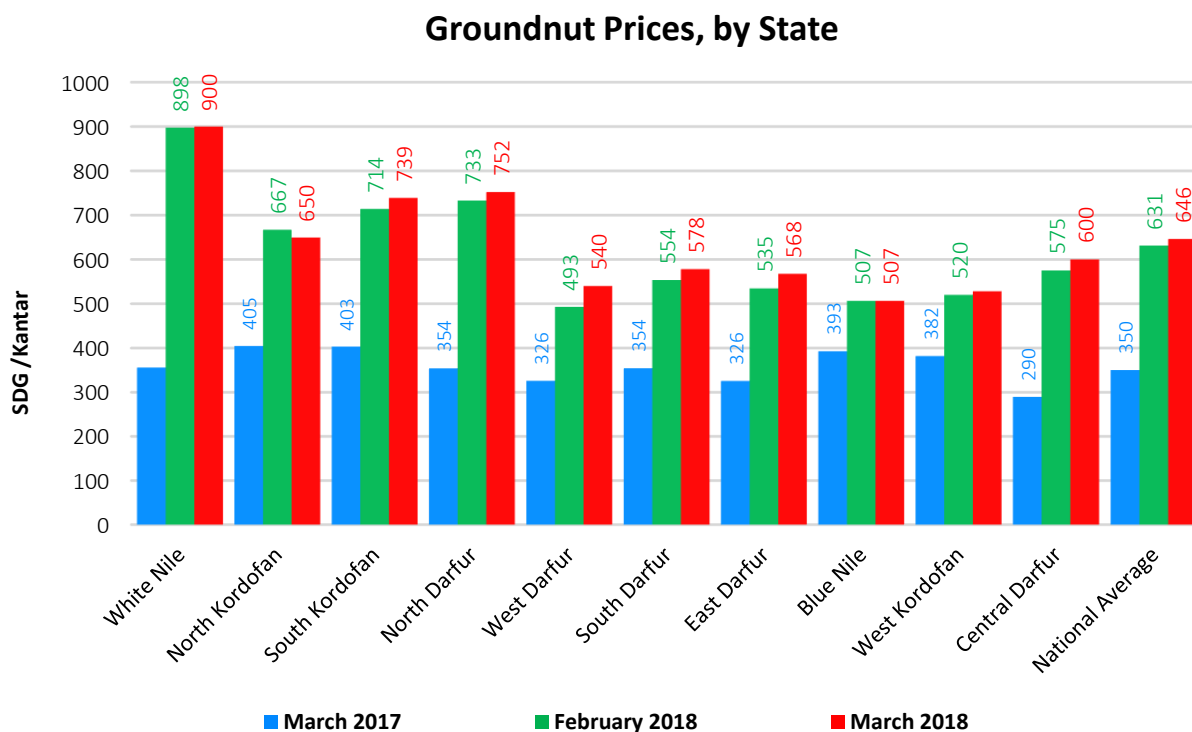
The groundnut prices increased in by 1.0 to 9.5 percent compared to the previous month (February 2017). It significantly increased in West Darfur (9.5 percent) and West Darfur (6.0 percent) and slightly in South Darfur (4.5 percent), Central Darfur (4.3 percent), South Kordofan (3.5 percent), North Darfur (2.6 percent) and West Kordofan (18 percent). It remained unchanged in Kassala, White Nile and Blue Nile states.

The prices of groundnut expected to steadily increase during the coming four months until the onset of the new season harvest and it will put more pressure on the prices of vegetable oil.

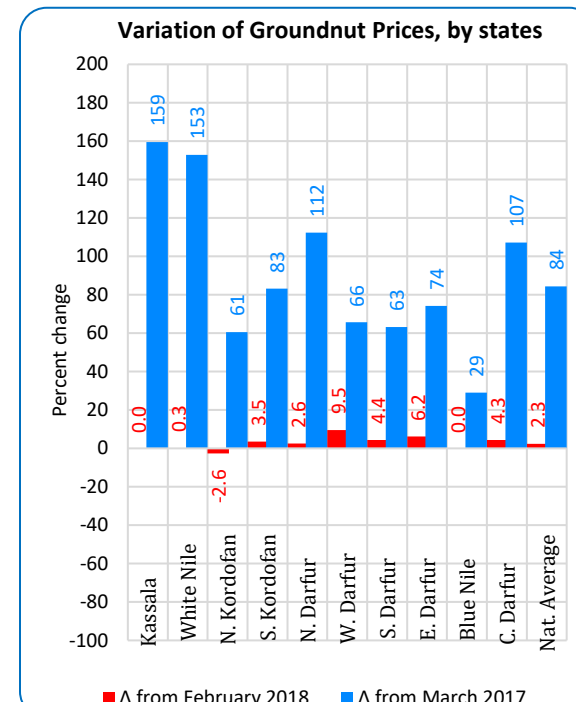
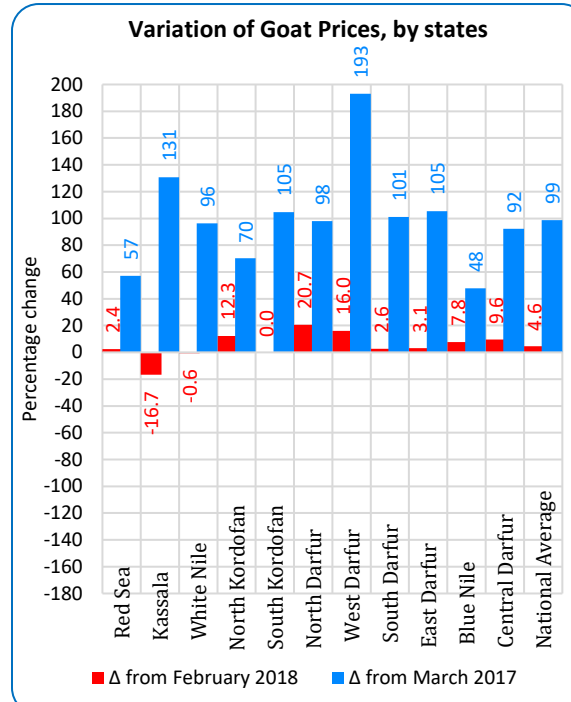
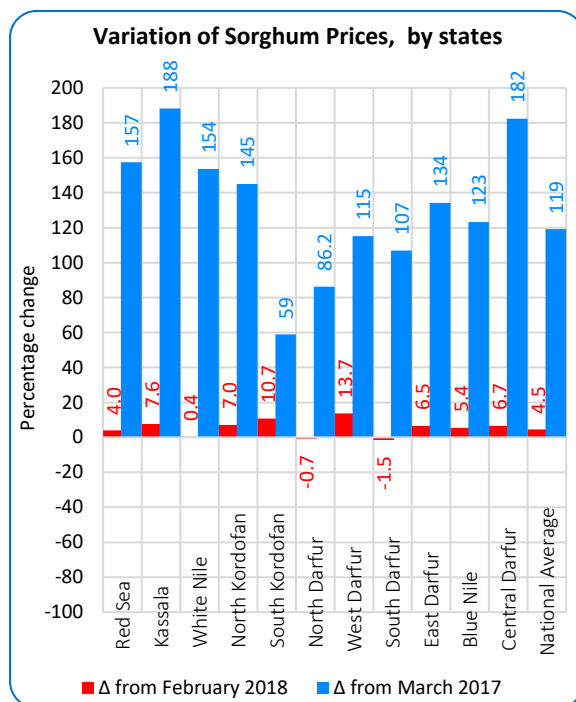
The groundnut prices higher by 29 to 159 percent in all states compared to the same month of the previous year (March 2017).

The groundnut prices remained extremely higher by 87 to 185 percent in all states, compared to the five-year average of March 2017.

The high variability in the groundnut prices in March 2018 compared to the previous years, is mainly attributed to the high demand for internal and international markets during 2017 and inflationary increases in the costs of production.



THE PERCENTAGE CHANGE OF SORGHUM, GOAT AND GROUNDNUT PRICES COMPARED TO THE FEBRUARY 2018 AND MARCH 2017



Ranking the States According to the level of Variations in the Price of Commodities

March 2018 Compared to February 2018			
Ranking	Sorghum	Goat	Groundnut
First	West Darfur (+)	North Darfur (+)	West Darfur (+)
Second	South Kordofan (+)	West Darfur (+)	East Darfur (+)
Third	Kassala (+)	North Kordofan (+)	South Darfur (+)
Fourth	North Kordofan (+)	Central Darfur (+)	Central Darfur (+)
Fifth	Central Darfur (+)	Blue Nile (+)	South Kordofan (+)

March 2018 compared to March 2017			
Ranking	Sorghum	Goat	Groundnut
First	Kassala (+)	West Darfur (+)	Kassala (+)
Second	Central Darfur (+)	Kassala (+)	White Nile (+)
Third	Red Sea (+)	East Darfur (+)	North Darfur (+)
Fourth	White Nile (+)	South Kordofan (+)	Central Darfur (+)
Fifth	North Kordofan (+)	South Darfur (+)	South Kordofan (+)

Key: Increase in price = (+), Decrease in price = (-), Steady price = (0)

Note: Compared to the previous month (February 2018), the sorghum prices increased in most states except North and South Darfur, it sharply increased in West Darfur and South Kordofan. Goat and groundnut prices were slightly increased in most states, except North and West Darfur.

Annex 1: Gadarif Auction Market:

Chart 1: Daily Sorghum Wholesale Prices

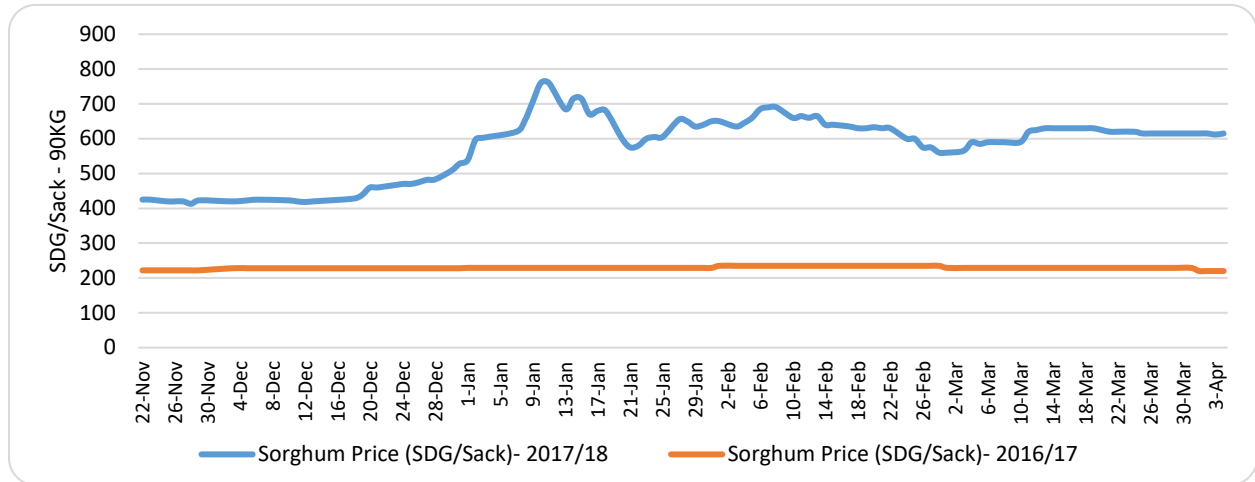


Chart 2: Daily Millet Wholesale Prices

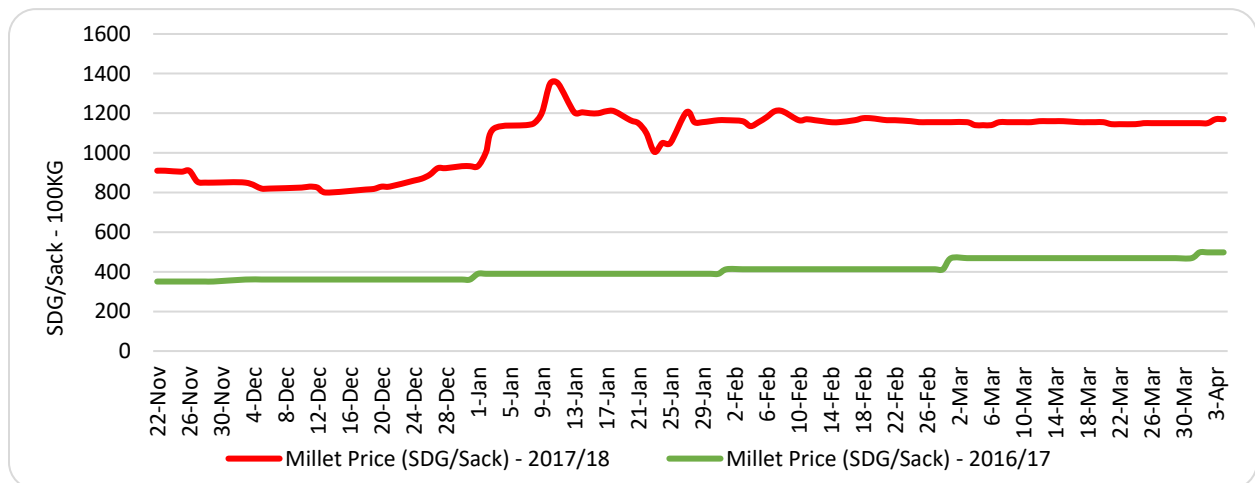
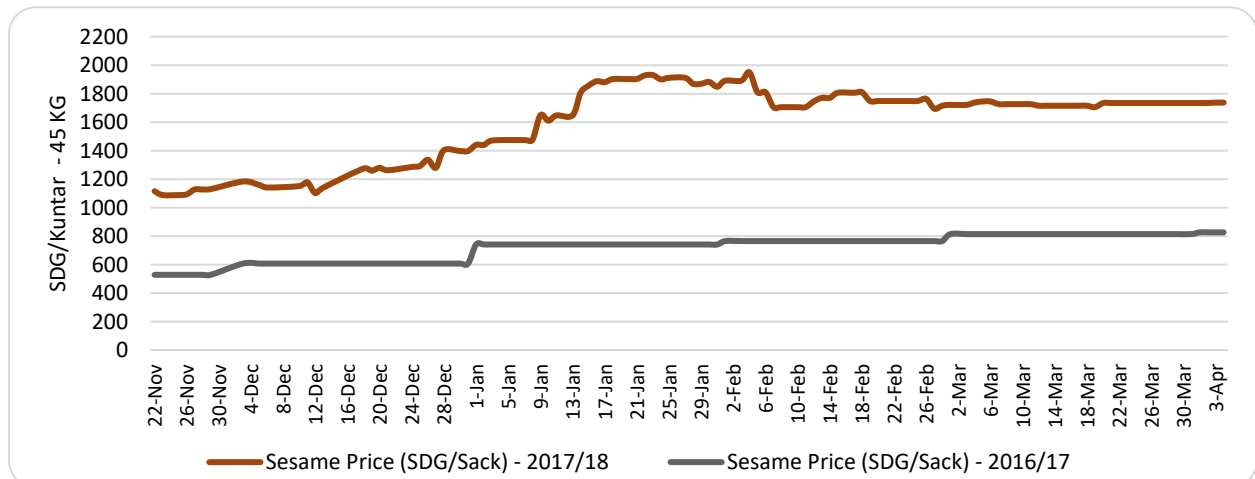
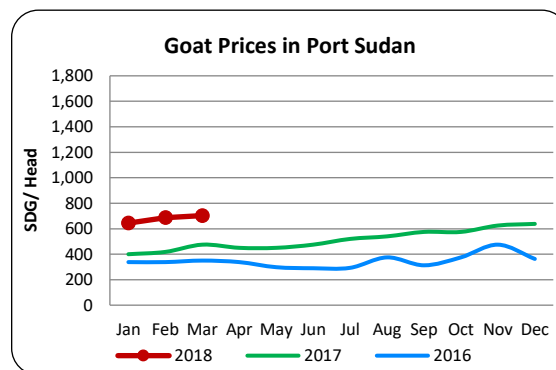
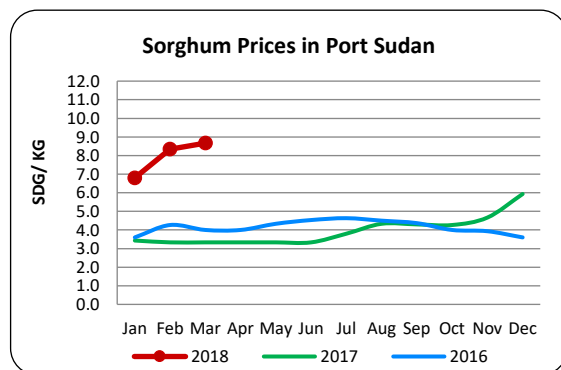


Chart3: Daily Sesame Wholesale Prices

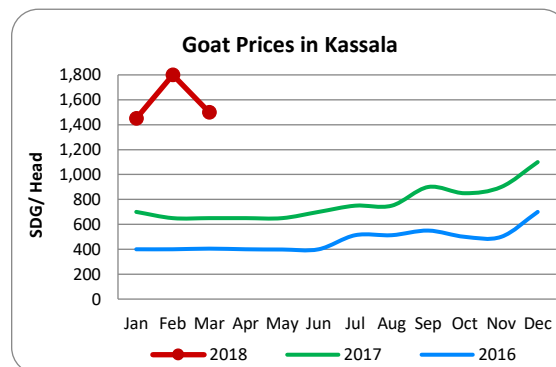
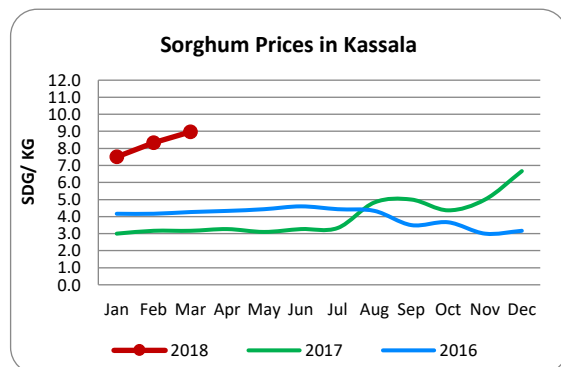


Annex 2: The Sorghum, Goat and Groundnut prices for 2016, 2017 and 2018 by States:

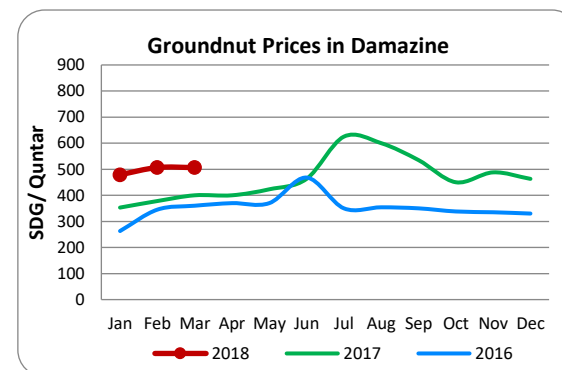
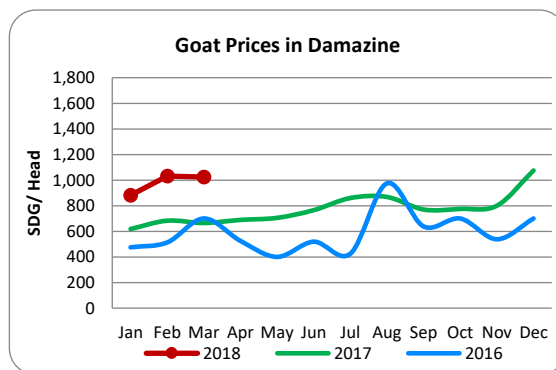
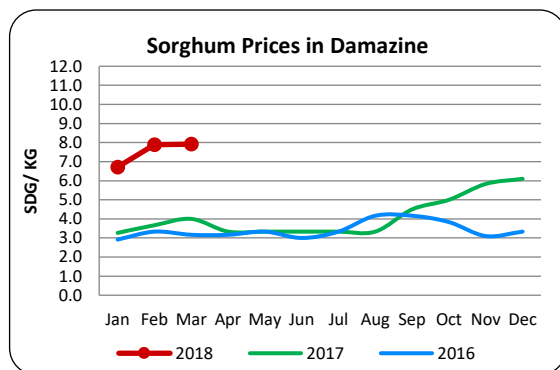
Red Sea



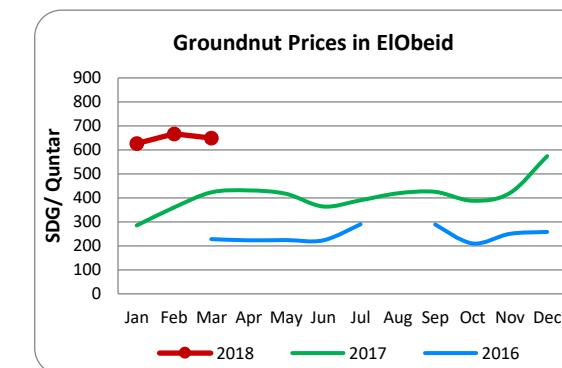
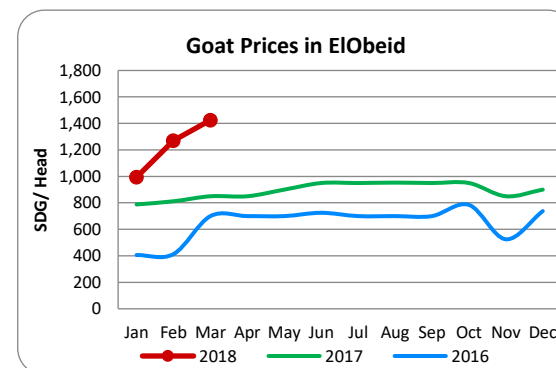
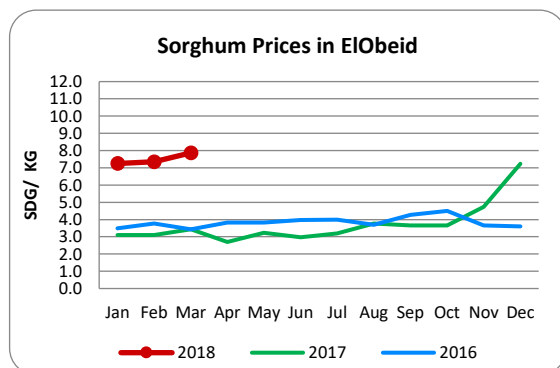
Kassala



Blue Nile

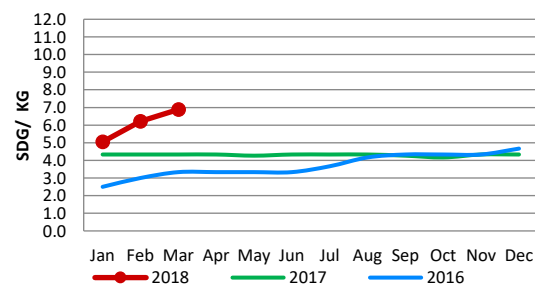


North Kordofan

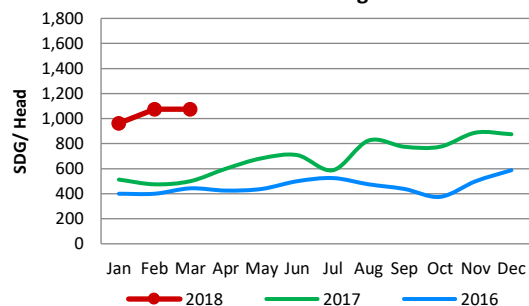


South Kordofan

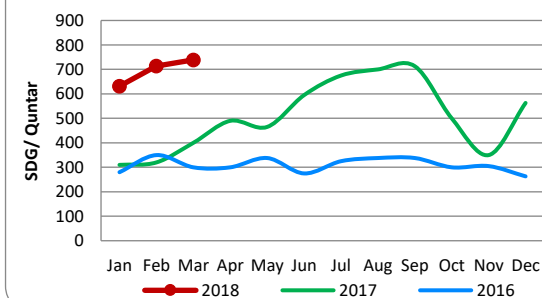
Sorghum Prices in Kadugli



Goat Prices in Kadugli

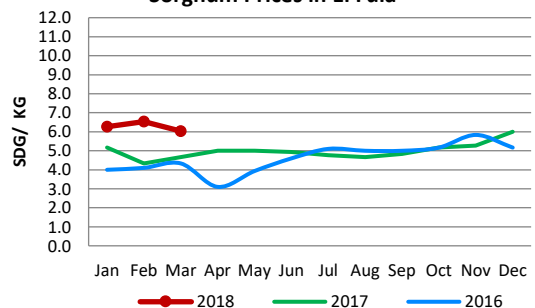


Groundnut Prices in Kadugli

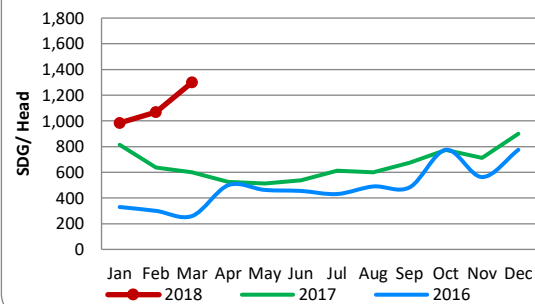


West Kordofan

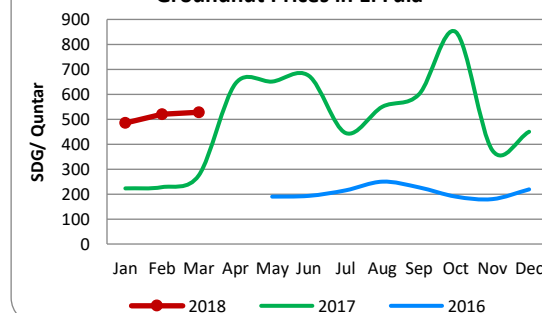
Sorghum Prices in El Fula



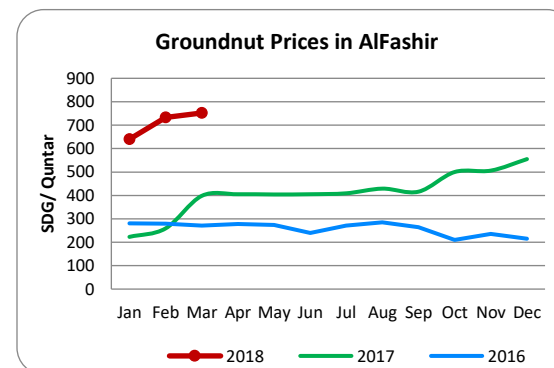
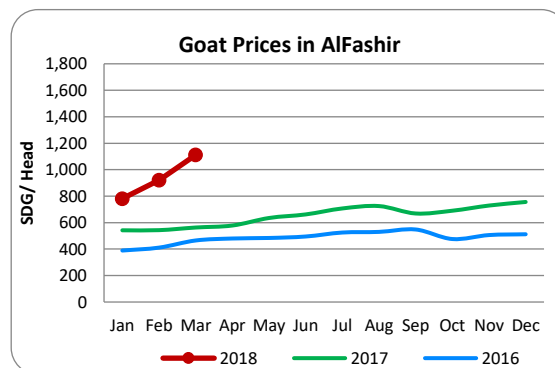
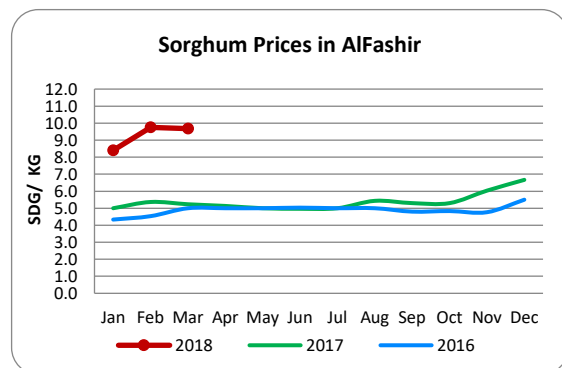
Goat Prices in El Fula



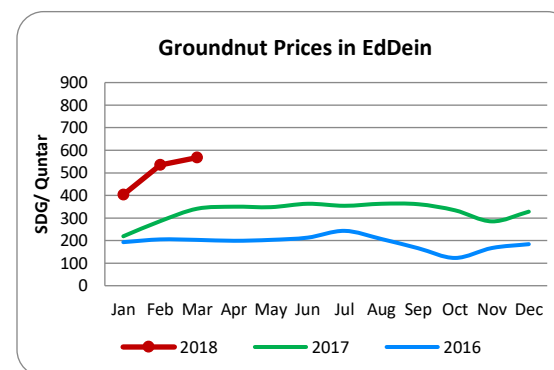
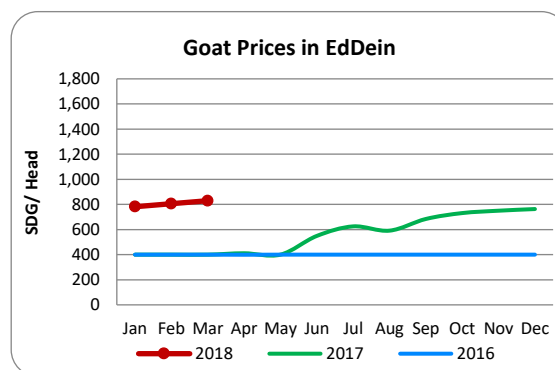
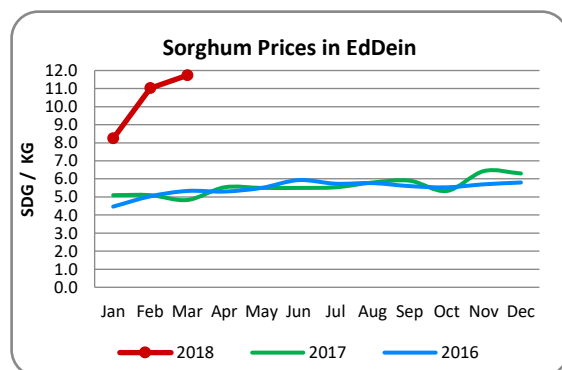
Groundnut Prices in El Fula



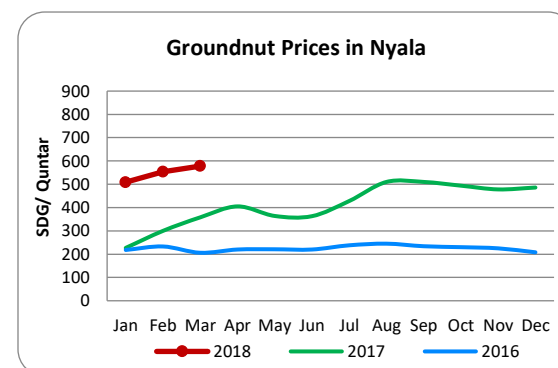
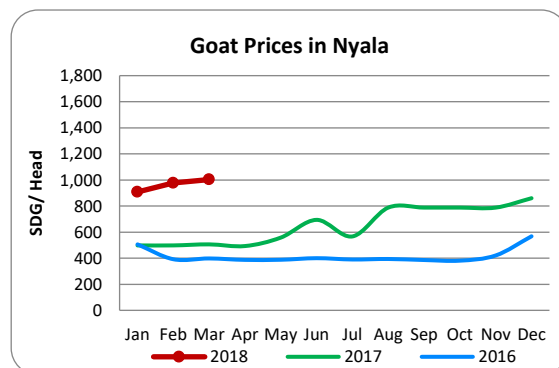
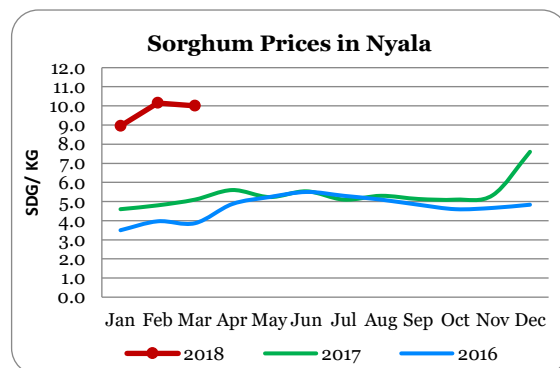
North Darfur



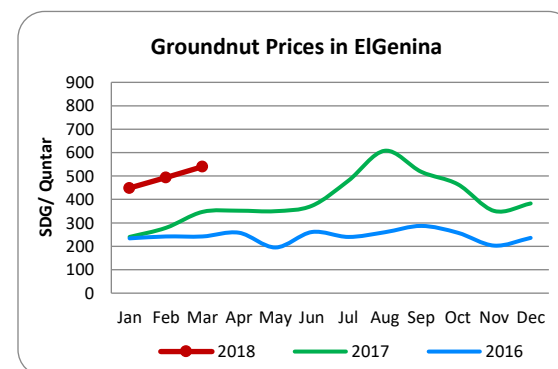
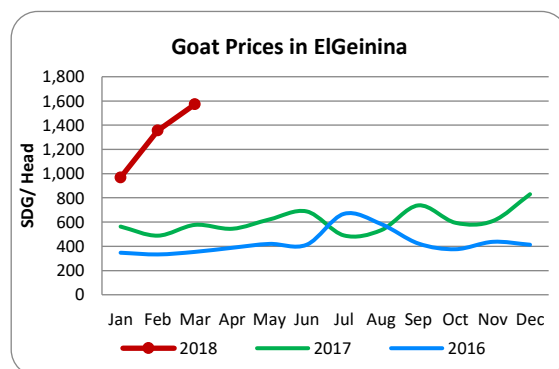
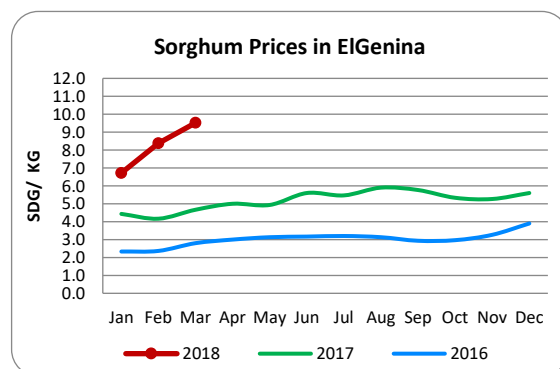
East Darfur



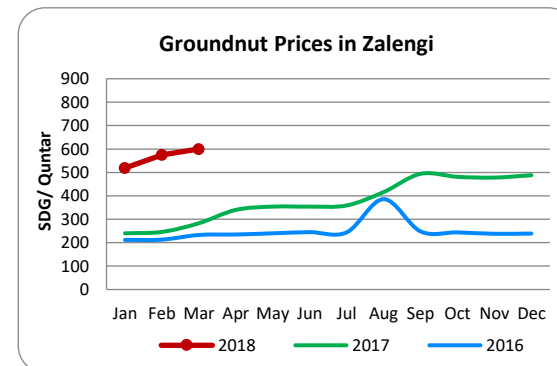
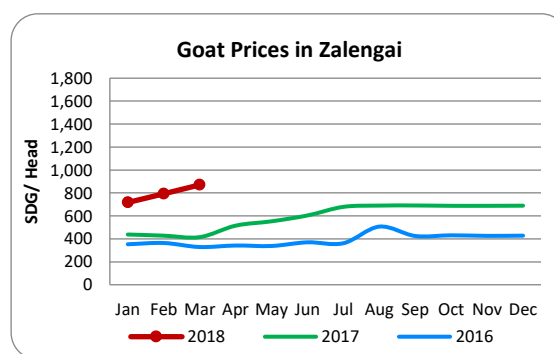
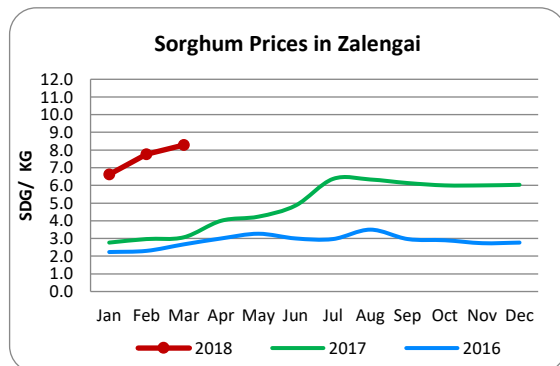
South Darfur



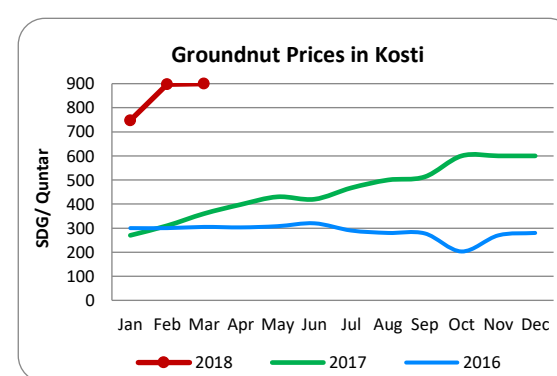
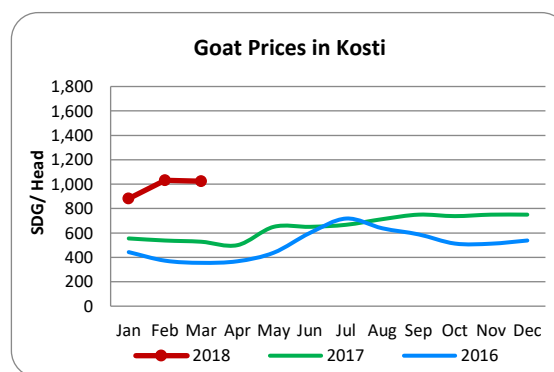
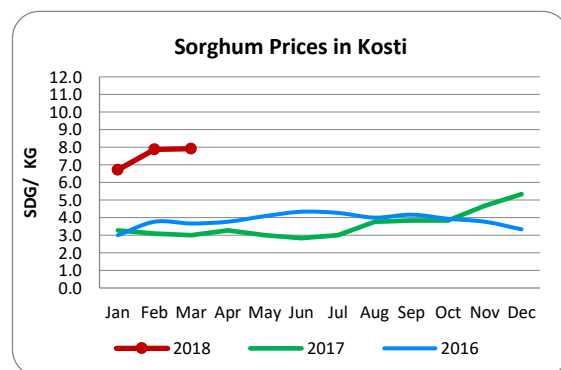
West Darfur



Central Darfur



White Nile



National Average

