



Highlights:

o Across Syria, prices continue to fall month on month, albeit at the slowest rate since January 2018. The average cost of the monthly food basket in April decreased by one percent since March.

o The average wholesale price of wheat grain on local markets increased in April reaching US\$ 440/MT, more than double the wholesale price of wheat on international markets (US\$213/MT).

o In Deir-ez-Zor, prices decreased significantly since October 2017 but they still remain considerably higher than in other governorates in Syria. Bread, wheat flour, rice and bulgur are more expensive in Deir-ez-Zor than in the rest of the country. Purchasing power is lower in Deir-ez-Zor than in other parts of Syria, mainly due to the high cost of food items and rent.

o In April 2018, the national average black-market exchange rate for US\$/SYP dropped by five percent, reaching 430 SYP per US \$.

o Prices have not been collected in Eastern Ghouta in April 2018 as markets have been closed and traders have left the area.

For further information please contact :

Jan Michiels : Jan.Michiels@wfp.org

Dima Alhumsi : Dima.Alhumsi@wfp.org

*XB = Areas supported through cross-border humanitarian interventions

1. Eastern Ghouta is not included in the calculation of the national average

2. The cost of a standard basket of dry goods providing 1,930 kcal a day for a family of five during a month. The basket includes 37 kg of bread, 19 kg rice, 19 kg lentils, 5 kg of sugar, and 7 kg of vegetable oil.

1- Standard Food Basket

In April 2018, the national average price of a standard food basket² (group of essential food commodities) decreased to SYP 23,894. Falling by one percent m-o-m (month-on-month), and decreasing by 22 percent compared to October 2017 and by 29 percent y-o-y (year-on-year).

The governorate with the highest average food basket price was Deir-ez-Zor at SYP 29,180, while the lowest was recorded in Al-Hasakeh at SYP 20,200. Average cross-border (XB) food basket price in April was SYP 24,377 which was three percent more expensive than the average food basket price in government held areas (SYP 23,782).

Food basket prices decreased in six out of 14 governorates in Syria while in the other eight governorates average food basket prices remained at the same level as March. A decrease in the food basket price was also monitored in the country's opposition held areas (XB): Dar'a, Idleb and Quneitra.

Starting from January 2018, a steady decrease in prices across Syria has been recorded especially for commercial bread, lentils, sugar, rice and vegetable oil. The increased stability in the country and the reopening of trade routes have led to a general decrease in prices across Syria.

The largest m-o-m drop in food basket prices in April was in Dar'a (-six percent) and Damascus (-four percent). The price of lentils decreased by eight percent in Damascus and by 17 percent in Dar'a compared to March, leading to an overall fall of the food basket prices in these two governorates.

Chart 1: Min. vs. Max. National Average Cost of Food Basket (in SYP)

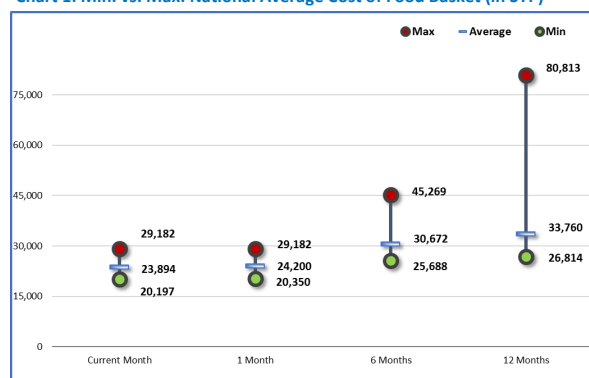
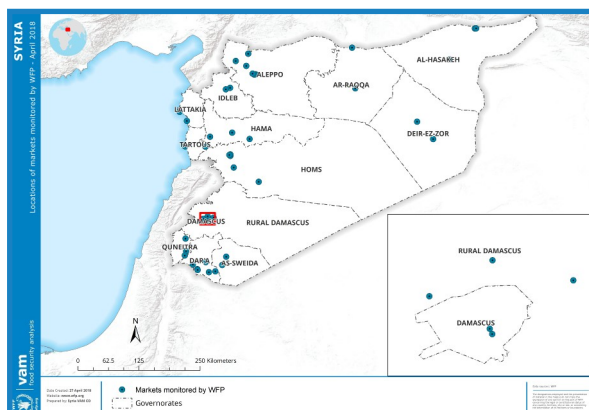


Figure 1: Food Basket Cost and Changes (in SYP)¹

Governorate	Price April 2018	Price 1 month change	Price 6 months changes	Price 12 months changes
Aleppo	SYP 25,385	0%	-18%	-17%
Damascus	SYP 23,760	-4%	-15%	-22%
Dar'a	SYP 23,035	-6%	-17%	-18%
Dar'a XB*	SYP 25,160	-3%	-9%	-16%
Deir-ez-Zor	SYP 29,180	0%	-36%	-64%
Hama	SYP 22,885	0%	-24%	-26%
Al-Hasakeh	SYP 20,200	-1%	-21%	-25%
Homs	SYP 23,440	0%	-18%	-24%
Lattakia	SYP 22,545	0%	-17%	-27%
Ar-Raqqa	SYP 24,545	0%	-41%	-26%
Rural Damascus	SYP 23,665	-2%	-16%	-22%
As-Sweida	SYP 22,550	-2%	-22%	-31%
Tartous	SYP 22,710	0%	-25%	-25%
Quneitra	SYP 25,270	0%	-11%	-10%
Quneitra XB*	SYP 23,840	-2%	-17%	-22%
Idleb XB*	SYP 24,130	-1%	-28%	-31%
Average	SYP 23,894	-1%	-22%	-29%

Map 1: Location of markets monitored by WFP



2- Deir-ez-Zor

Despite the end of the siege in Deir-ez-Zor city in October 2017, the heavy presence of explosive hazard contamination remains a major concern. The unexploded ordnances affect people's safe return and hamper humanitarian access to provide support and to conduct assessments. Notwithstanding the risks posed by explosive hazards, 175,000 people are reported to have returned to Deir-ez-Zor governorate since November 2017³. The humanitarian response in Deir-ez-Zor has been mostly limited to north-western sub-districts and to the accessible and less affected areas of Deir-ez-Zor city. The southwest part of Deir-ez-Zor governorate is still affected by ISIL presence.

Food and fuel prices were collected in Deir-ez-Zor city (urban) and Almayadin (rural) markets. As is visible from the graphs, the overall improvement in the security situation since the end of the siege has resulted in a sharp decrease in prices of basic commodities.

Food basket prices

The average Deir-ez-Zor city's food basket price remained unchanged in April compared to the previous month, but represented an increase by 15 percent compared to the price in October 2017, and a fall by 74 percent compared to the price in April 2017. In rural areas of the governorate, prices stabilized in April after increasing in March. The average food basket price in Almayadin is now 54 percent lower than in October 2017 and it has decreased by 42 percent year-on-year. The slight increase in prices in Deir-ez-Zor city and Almayadin between February and March 2018 was led by an increase in the price of lentils and sugar.

Mixed food prices

In both urban and rural areas of Deir-ez-Zor the price of a bundle of bread (1.3kg) has remained stable since October 2016 at SYP 100, and remains 26 percent higher compared to the national average and 50 percent higher compared to Damascus. This is the highest price for bread reported among the accessible and hard-to-reach markets. Many bakeries were destroyed or heavily damaged during the fighting, which pushed prices up beyond the national average. The highest retail price of wheat flour in April was also recorded in Deir-ez-Zor (SYP 250/kg).

The price of fresh tomatoes, a proxy for fresh vegetables, in Deir-ez-Zor city decreased by nine percent between March and April 2018, reaching SYP 258/Kg. This is slightly higher than the price of tomatoes in Almayadin (SYP 250) and the national average (SYP 241), see Chart 3.

A two-year old male sheep on average sold at SYP 50,000 in April 2017 in Deir-ez-Zor city and Almayadin, a price that remained unchanged since January 2018. Contrary to the other food commodities monitored, a two-year old male sheep in Deir-ez-Zor was 42 percent below the national average (SYP 86,614), see Chart 4. Deir-ez-Zor governorate has a high number of cattle, hereby influencing the lower than national average price.

Energy prices

In Deir-ez-Zor city and Almayadin the average price of one litre of diesel has remained stable at SYP 267 and SYP 200 respectively for the third consecutive month. This represents a 90 percent and a 11 percent decrease compared to the same period last year (Chart 5). The price of a 25k Butane cylinder dropped significantly in Deir-ez-Zor city, falling by 65 percent between August and October 2017 and it has remained largely unchanged since then. In Almayadin the price of a 25k Butane cylinder fell by 63 percent between December 2017 and January 2018 when the fighting in its surrounding areas largely ended.

Chart 2: Price of food basket in Deir-ez-Zor city and Almayadin compared to the national average

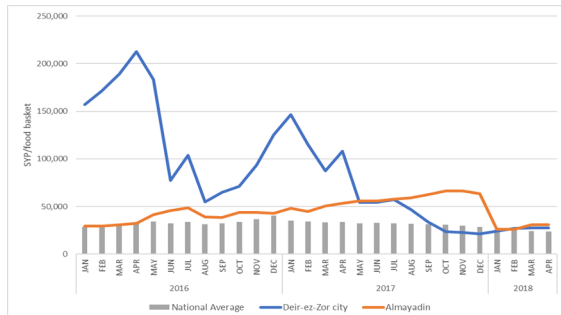


Chart 3: Retail price of 1kg of fresh tomatoes in Deir-ez-Zor city and Almayadin compared to the national average

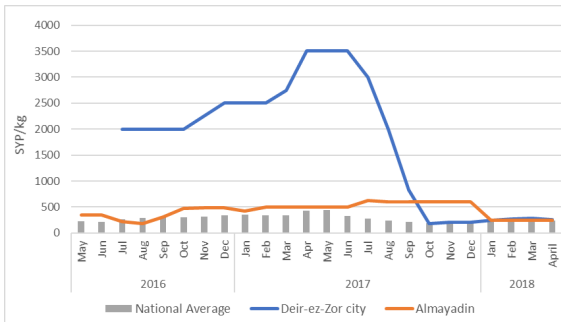


Chart 4: Price of 2-year-old male sheep in Deir-ez-Zor city and Almayadin compared to the national average

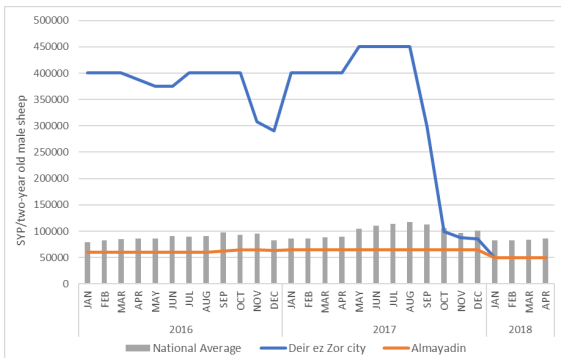


Chart 5: Price of 1 litre of diesel in Deir-ez-Zor compared to Almayadin and the national average

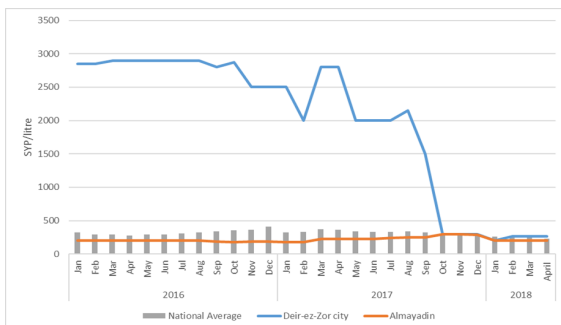
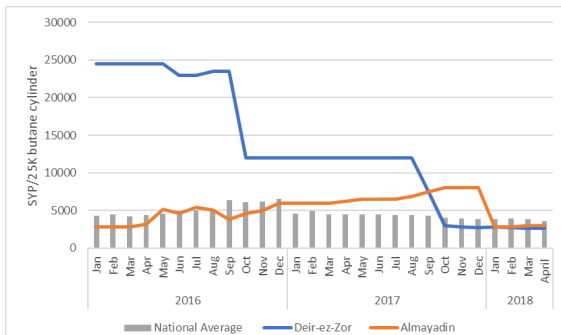


Chart 6: Price of Butane cylinder (25K) price in Deir-ez-Zor city and Almayadin compared to the national average



Source: WFP Field Offices

3- Retail Prices

Retail prices of staple cereals

In April 2018, the national average retail price of wheat flour across Syria's main markets was recorded at SYP 211/kg, the price of rice was SYP 439/kg and one kg of bulgur was sold at SYP 280. The price of these three cereals remains almost unchanged in April: rice saw a m-o-m increase of one percent, the price of bulgur saw a m-o-m fall of one percent while the wheat flour did not change m-o-m. However, compared to October 2017 the price of rice decreased by 18 percent, the price of bulgur fell by eight percent and the price of wheat flour dropped by 20 percent.

Prices varied largely by the area's level of accessibility, with accessible areas reporting no m-o-m change on wheat flour, an increase in bulgur prices of two percent and an increase of one percent in rice prices. While hard-to-reach areas reported a fall of two percent in m-o-m wheat flour, a one percent increase in m-o-m bulgur prices, and the price of rice remains unchanged. Opposition-held cross-border areas (XB) reported a m-o-m decrease of two percent in wheat flour prices and a decrease of 11 percent in bulgur prices, while rice increased by three percent m-o-m. Bulgur is the only commodity that is cheaper in opposition-held areas compared to accessible and hard-to-reach areas and it is also lower than the national average.

In April, Deir-ez-Zor was the governorate with the highest prices across Syria for wheat flour SYP 250/kg, rice SYP 569/kg and sugar SYP 329/kg. The highest prices for vegetable oil were reported in Dar'a XB (SYP 652/litre), for bulgur in Homs (SYP 340/kg) and for tomatoes in Idlib XB (SYP 408/kg). The lowest prices by governorate were reported from Idlib XB for wheat flour (SYP 167/kg), from Quneitra XB for bulgur (SYP 198/kg), from Hama for tomatoes (SYP 185/kg), Al-Hasakeh for vegetable oil (SYP 470/litre) and As-Sweida for rice (SYP 250/kg) and Rural Damascus for sugar (SYP 240/kg).

Bread

In April 2018, the national average nominal retail prices for public (government subsidized) bread and commercial (privately produced) bread were SYP 74/bundle and SYP 135/bundle, respectively. The price of public bread decreased by three percent m-o-m while the price of commercial bread increased by two percent m-o-m.

Ten governorates reported a public bread price of 50 SYP/bundle (1.3kg), the lowest price in Syria, which is the government standard subsidized price for bread. The highest price for public bread continues to be reported in Idlib XB at 200 SYP/bundle.

Bread prices varied by the area's level of accessibility. Public bread prices were as follows: SYP 54/bundle in accessible areas, SYP 65/bundle in hard-to-reach areas and SYP 135/bundle XB areas. Representing a decrease of one percent y-o-y for accessible areas, a 25 percent decrease y-o-y in hard-to-reach areas and a 20 percent decrease y-o-y in XB areas.

Commercial bread prices tend to fluctuate more and in April were as follows: SYP 102/bundle in accessible areas, SYP 142/bundle in hard-to-reach areas, and SYP 204/bundle in XB areas. Representing a seven percent decrease y-o-y for accessible areas, a seven percent increase y-o-y for hard-to-reach areas, and a 20 percent decrease y-o-y for XB areas.

Chart 7: Retail Prices of Wheat Flour Retail in SYP

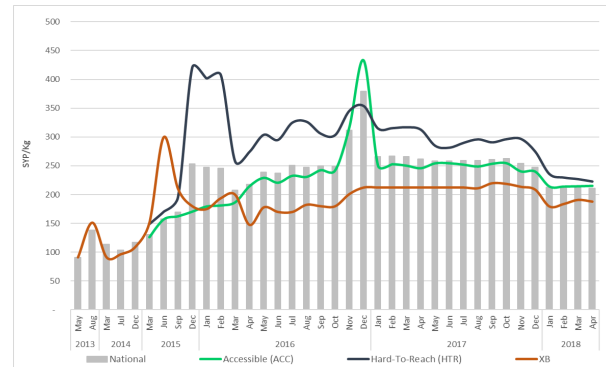


Chart 8: Retail Prices of Rice in SYP

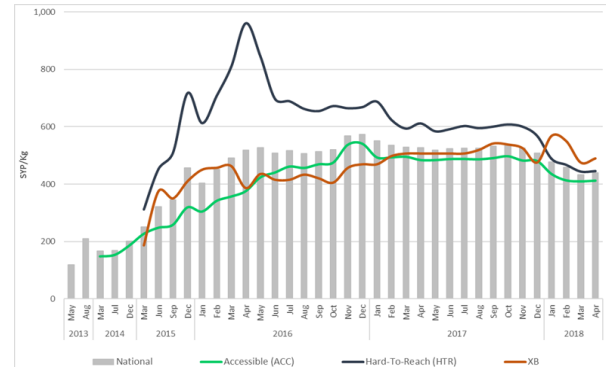


Chart 9: Retail Prices of Bulgur in SYP

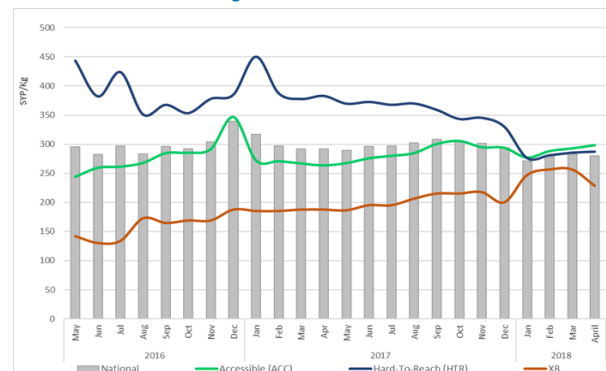


Chart 10: Retail Prices of Public Bread in SYP

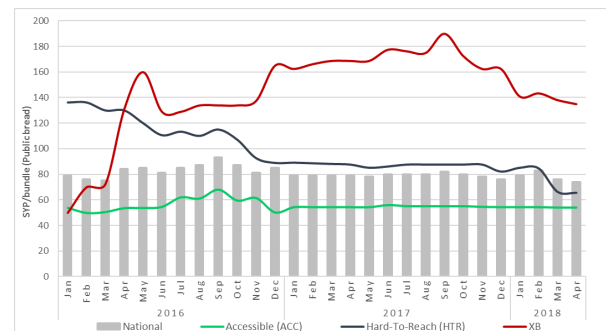
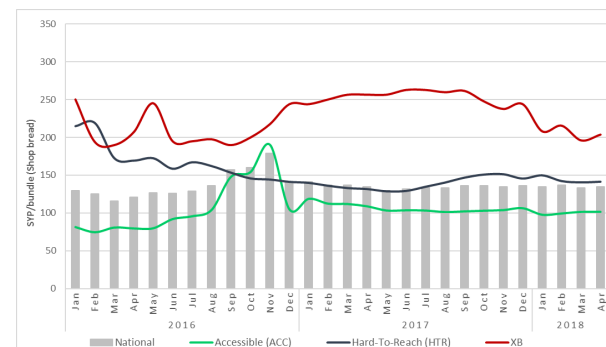


Chart 11: Retail Prices of Shop Bread in SYP



Diesel and Butane gas

Diesel's national retail price averaged SYP 232/litre, decreasing by seven percent m-o-m (SYP 250/litre). The price of diesel continues to fluctuate across Syria but with an overall decreasing trend since December 2016, falling by 44 percent over this period.

In April 2018, accessible areas averaged SYP 228/litre for diesel, hard-to-reach areas averaged SYP 182/litre and XB areas averaged SYP 296/litre (Chart 12). The highest price of diesel was in As-Sweida (SYP 350/litre), followed by Quneitra XB (SYP 322/litre), and Dar'a XB (SYP 310/litre), while the lowest price continues to be reported in Ar-Raqqa (SYP 94/litre). In April, the price of diesel in opposition-held areas, dropped by 18 percent m-o-m, in accessible and hard-to-reach areas it dropped by two percent m-o-m.

A 25k cylinder of butane gas, the main energy source used for cooking, averaged SYP 3,590 nationally, falling by seven percent m-o-m (SYP 3,873). The price of butane gas varied widely across Syria. Accessible areas averaged SYP 2,738/25k, hard-to-reach areas averaged SYP 2,978/25k and XB areas averaged SYP 6,198/25k. The highest price of a 25k butane gas cylinder was recorded in opposition held areas and specifically in Idleb XB at SYP 7,917/25k (down 32 percent m-o-m), Quneitra XB at SYP 5899/25k and Dar'a XB at SYP 5481/25k. While the lowest price was recorded in Al-Hasakeh at SYP 2,200/25k, down five percent m-o-m (Chart 13).

Cereal wholesale prices

In April 2018, the average nominal wholesale price of cereal was SYP 190,806/MT for wheat grain, SYP 226,095/MT for bulgur and SYP 371,769/MT for rice. The overall wholesale prices decreased by three percent for bulgur grain while increasing by one percent for wheat grain and rice compared to March 2018 prices.

Using the Syrian Central Bank's official exchange rate of SYP 434 to the US \$ this translates to: US \$ 440/MT for wheat grain, US \$ 521/MT for bulgur grain and US \$ 857/MT for rice (Table 1).

Exchange rates

The black-market exchange rate across the country in April 2018 ranged between SYP 429 (Idleb XB) and SYP 463 (Aleppo) per US \$1. The national average black market exchange rate is SYP 440 to US \$1 compared to the official Central Bank rate of SYP 434 to US \$1 (Table 2).

Even if the official rate of the Syrian Pound relative to the US \$ has remained unchanged since November 2017, the black-market exchange rate has seen a significant change in April, dropping from 462 SYP in March to around 440 SYP per dollar in April. In As-Sweida, Damascus, Hama, Homs and Rural Damascus (all accessible areas), the black market national average exchange rate fell by more than 7 percent m-o-m. The Syrian Pound's strengthening in April is likely related to increased confidence in the national currency following national army military gains near Damascus and in Homs in March and April.

Chart 12: Retail Prices of Diesel in SYP

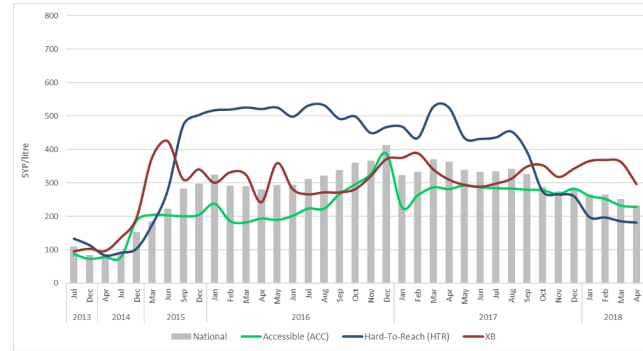


Chart 13: Retail Prices of Butane Cylinder in SYP

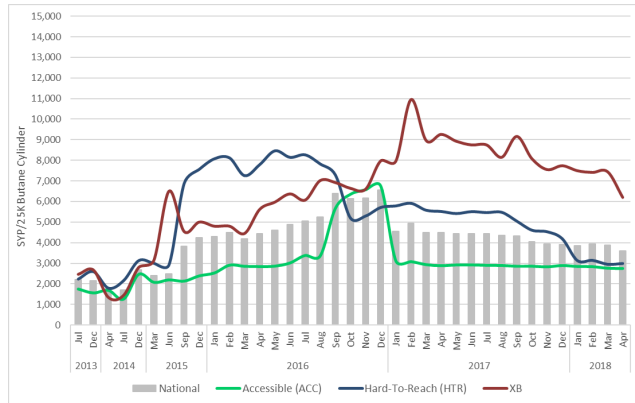


Table 1: National Average Wholesale Prices (1MT) for Wheat, Bulgur and Rice in SYP and US \$ using official exchange rate.

Commodity	April (SYP)	% change (m-o-m)	1MT in US \$
Wheat grain (1MT)	190,806	1.3	440
Bulgur grain (1MT)	226,095	-3.2	521
Rice (1MT)	371,769	0.9	857

Table 2: 1 US \$ to SYP Black Market Exchange Rate

Governorate	April 2018	%change (m-o-m)
Aleppo	463	0.0
Damascus	435	-7.1
Dar'a	445	-4.3
Dar'a XB*	429	-7.1
Deir-ez-Zor	NA	NA
Hama	430	-7.1
Al-Hasakeh	441	-4.5
Homs	430	-6.9
Lattakia	450	-2.8
Ar-Raqqa	442	-4.5
Rural Damascus	435	-6.9
As-Sweida	430	-7.5
Tartous	450	-2.8
Quneitra	438	-4.8
Quneitra XB*	440	-4.8
Idleb XB*	442	-2.0
National Average	440	-4.8
Official Rate	434	0.0

Source: WFP Field Offices

Terms of Trade (ToT):⁴

ToT between wage labour and wheat flour

The national average daily wage rate for non-skilled workers in April 2018 was SYP 1,907 (US\$ 4.4), increasing negligibly (by one percent) m-o-m, by five percent since October 2017 and by 26 percent y-o-y. The increase in non-skilled wage rates has been constant across most of Syria apart from Deir-ez-Zor where non-skilled wage rates have remained unchanged since January 2018. However, non-skilled wage rates in Deir-ez-Zor have increased by almost 50 percent compared to six months ago, and by 60 percent y-o-y.

In April, the national average daily wage of an unskilled labourer could buy 9kg of wheat flour on the market representing a two percent increase m-o-m, in-line with reported increases in the national average non-skilled wage rate. Results however varied by an area's accessibility status (Chart 15). Accessible markets showed that 9.9kg of wheat flour could be bought compared to 8kg of wheat flour in hard-to-reach areas, 8.3kg of wheat flour for XB areas and 7.2kg of wheat flour in Deir-ez-Zor. All areas have seen a y-o-y increase in ToT for wheat flour vis-à-vis casual wage highlighting an increase in people's purchasing power across the country. Accessible areas increased by 25 percent, hard-to-reach areas increased by 40 percent and XB areas increased by 14 percent.

TOT between sheep and wheat flour

In April 2018, the national average price of a two-year old male sheep was SYP 86,614/head. The price increased by three percent m-o-m but decreased by 18 percent compared to October 2017 and decreased by three percent y-o-y. The national average ToT between a sheep and wheat flour was 410 kg/sheep, which is four percent higher m-o-m showing that the price for a two-year old sheep increased compared to the price of wheat flour. On the other hand, the TOT between sheep and wheat flour in opposition held areas was 423 kg/sheep, which is five percent lower m-o-m. In these areas, the price for a two-year old sheep decreased significantly by six percent compared to the price of wheat flour which decreased two percent.

International market prices

The FAO Food Price Index averaged 173.5 points in April 2018 increasing by three percent y-o-y. FAO's Cereal Price Index averaged 168.5 points in April 2018, up by two percent m-o-m and up by 15 percent y-o-y (Chart 17).

In April 2018, wholesale wheat grain prices on local markets averaged US\$ 440/MT, up 1.3 percent (USD 434/MT) m-o-m. In comparison, the wholesale price of wheat on international markets was US\$213/MT in April 2018, less than half the price of wholesale wheat in Syria.

Chart 14: Non-skilled wage labour rates in Syria in SYP

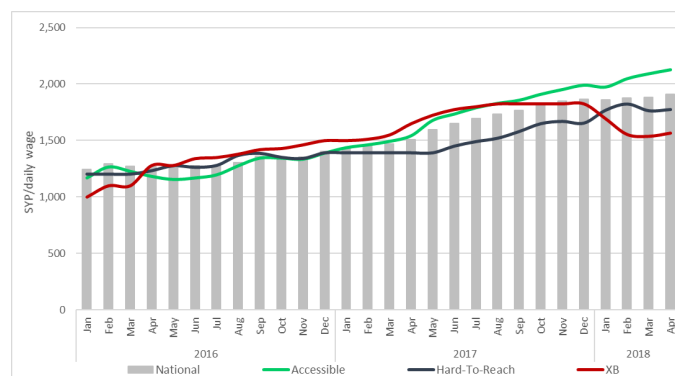


Chart 15: Terms of Trade (ToT) between wheat flour and wage labour

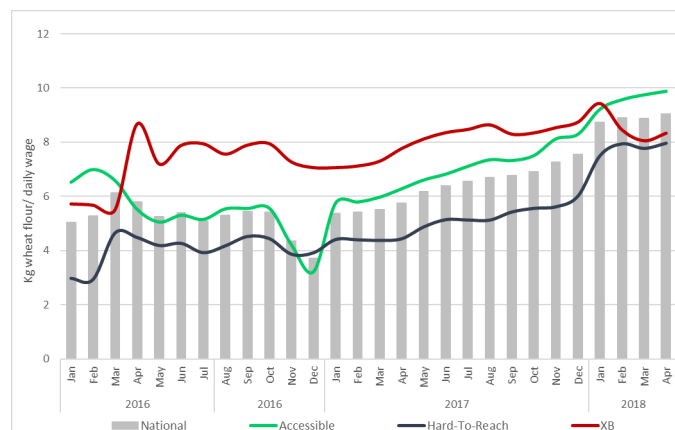
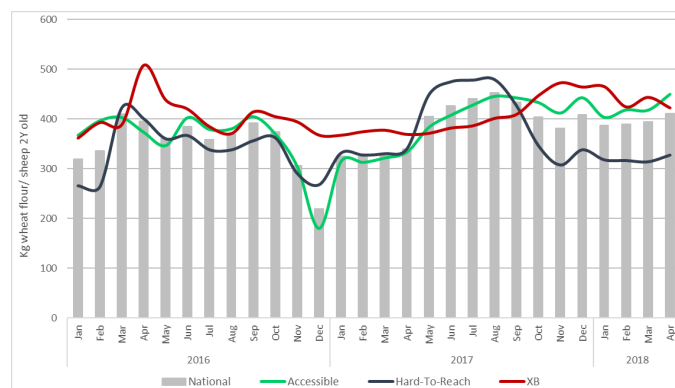


Chart 16: Terms of Trade (ToT) between wheat flour and the price of a 2Y old sheep



Source: WFP Field Offices

Chart 17: Trends of food and cereals price indices



Data Source: FAO

4. The ToT are proxy indicators of the purchasing power of households that rely on livestock and/or casual labour as their main source of income for the purchase of cereals from local markets. ToT are important components of food security analysis. Changes in the terms of trade between wages/livestock and staple food commodities are indicative of the trends in purchasing power and the impact on the food security situation of households dependent on food purchases through income from daily wage labour and/or the sale of livestock.

Table 1. Market Price of Main Commodities in Syrian Pounds: April 2018

Commodity	Governorate	Current Price	Price change (%)		Average Change		Commodity	Governorate	Current Price	Price change (%)		Average Change	
			1M	6 M	1M	6 M				1M	6 M		
Bread Public (1.5 kg)	Aleppo	73	-	-7.8	↔	↓	Date (kg)	Aleppo	917	-	-26.1	↔	↓
	Damas cus	50	-	-	↔	↔		Damas cus	871	-1.4	-22.5	↓	↓
	Dar'a	50	-	-	↔	↔		Dar'a	740	-	-26.0	↔	↓
	Dar'a XB	107	8.3	-	↑	↔		Dar'a XB	844	7.1	-38.5	↑	↓
	Deir-ez-Zor	100	-	-	↔	↔		Deir-ez-Zor	909	-	-34.1	↔	↓
	Idleb XB	200	-	-23.6	↔	↓		Idleb XB	683	1.2	-8.9	↑	↓
	Hama	50	-	-	↔	↔		Hama	883	-	-39.7	↔	↓
	Al-Hasakeh	50	-	-	↔	↔		Al-Hasakeh	633	-16.0	-36.7	↓	↓
	Homs	50	-	-	↔	↔		Homs	817	-	-43.5	↔	↓
	Lattakia	50	-	-	↔	↔		Lattakia	950	-5.0	-20.8	↓	↓
	Quneitra	50	-	-	↔	↔		Quneitra	1,017	-	7.1	↔	↑
	Quneitra XB	113	-	-13.0	↔	↓		Quneitra XB	862	1.7	-47.1	↑	↓
	Ar-Raqqa	69	-3.7	-24.9	↓	↓		Ar-Raqqa	642	-3.8	-40.9	↓	↓
	Rural Damas cus	50	-	-	↔	↔		Rural Damas cus	846	1.0	-36.1	↑	↓
As-Sweida	50	-	-	↔	↔	As-Sweida	700	-12.2	-49.7	↓	↓		
Tartous	50	-	-	↔	↔	Tartous	950	-4.5	-22.4	↓	↓		
Bread Shops (1.5 kg)	Aleppo	188	-	-4.1	↔	↓	Desei (L)	Aleppo	258	-	-20.9	↔	↓
	Damas cus	100	-	2.6	↔	↑		Damas cus	201	-19.8	-40.5	↓	↓
	Dar'a	100	-	-	↔	↔		Dar'a	200	-	-16.7	↔	↓
	Dar'a XB	176	9.5	-	↑	↔		Dar'a XB	310	-6.6	-33.3	↓	↓
	Deir-ez-Zor	225	-	-3.1	↔	↓		Deir-ez-Zor	234	-	-22.2	↔	↓
	Idleb XB	225	-0.9	-20.3	↓	↓		Idleb XB	242	-46.7	-5.1	↓	↓
	Hama	75	-	-	↔	↔		Hama	225	-	-35.1	↔	↓
	Al-Hasakeh	150	-	10.0	↔	↑		Al-Hasakeh	115	19.8	10.4	↑	↑
	Homs	75	-	-3.3	↔	↓		Homs	225	0.0	-	↔	↔
	Lattakia	75	-	-	↔	↔		Lattakia	200	-	-18.3	↔	↓
	Quneitra	65	-	-	↔	↔		Quneitra	196	-	-	↔	↔
	Quneitra XB	238	1.2	-	↑	↔		Quneitra XB	322	-3.0	-28.9	↓	↓
	Ar-Raqqa	150	2.8	8.3	↑	↑		Ar-Raqqa	94	39.3	-20.5	↑	↓
	Rural Damas cus	100	-	22.2	↔	↑		Rural Damas cus	207	-17.4	-37.5	↓	↓
As-Sweida	100	-	33.3	↔	↑	As-Sweida	350	-	-	↔	↔		
Tartous	63	-	-	↔	↔	Tartous	213	-	-19.1	↔	↓		
Bulgur (kg)	Aleppo	274	-	6.9	↔	↑	Eggs (carton)	Aleppo	1,017	-	-	↔	↔
	Damas cus	293	-0.5	-8.3	↓	↓		Damas cus	1,042	3.0	-	↑	↑
	Dar'a	300	-	-	↔	↔		Dar'a	1,000	-	-	↔	↑
	Dar'a XB	254	-14.5	65.6	↓	↑		Dar'a XB	931	12.6	-	↑	↑
	Deir-ez-Zor	317	-	-21.7	↔	↓		Deir-ez-Zor	1,250	-	-	↔	↔
	Idleb XB	208	-	-16.8	↔	↓		Idleb XB	909	-3.6	-	↓	↓
	Hama	330	-	3.3	↔	↑		Hama	1,017	-	-	↔	↔
	Al-Hasakeh	232	5.5	-15.8	↑	↓		Al-Hasakeh	938	-9.2	-	↓	↓
	Homs	340	-	2.2	↔	↑		Homs	1,023	-	-	↔	↔
	Lattakia	300	3.8	2.5	↑	↑		Lattakia	1,100	1.2	-	↑	↑
	Quneitra	238	-	-11.9	↔	↓		Quneitra	1,200	-	-	↔	↔
	Quneitra XB	198	-6.5	6.5	↓	↓		Quneitra XB	948	-1.5	-	↓	↓
	Ar-Raqqa	259	5.2	-21.6	↑	↓		Ar-Raqqa	963	-9.7	-	↓	↓
	Rural Damas cus	296	-0.3	-5.3	↔	↓		Rural Damas cus	979	5.6	-	↑	↑
As-Sweida	275	-	-6.4	↔	↓	As-Sweida	1,000	-	-	↔	↔		
Tartous	325	11.4	-6.2	↑	↓	Tartous	1,050	-	-	↔	↔		
Butane Cylinder (10kg)	Aleppo	2,750	-	-7.8	↔	↓	Eggplant (1kg)	Aleppo	250	-	-	↔	↔
	Damas cus	2,767	-	1.5	↔	↑		Damas cus	179	-25.3	-	↓	↓
	Dar'a	3,000	-	-	↔	↔		Dar'a	250	-16.7	-	↓	↓
	Dar'a XB	5,488	-9.4	-35.4	↓	↓		Dar'a XB	241	-21.2	-	↓	↓
	Deir-ez-Zor	2,800	-	-37.9	↔	↓		Deir-ez-Zor	213	-3.2	-	↓	↓
	Idleb XB	7,917	-31.5	6.3	↓	↓		Idleb XB	258	-13.4	-	↓	↓
	Hama	2,700	-	-9.7	↔	↓		Hama	217	-	-	↔	↔
	Al-Hasakeh	2,200	-4.8	-4.3	↓	↓		Al-Hasakeh	244	-12.2	-	↓	↓
	Homs	2,733	-	4.5	↔	↑		Homs	240	-	-	↔	↔
	Lattakia	2,900	-	-3.3	↔	↓		Lattakia	207	-21.3	-	↓	↓
	Quneitra	2,700	-	-	↔	↔		Quneitra	137	-	-	↔	↔
	Quneitra XB	5,899	-2.5	-30.0	↓	↓		Quneitra XB	227	-11.1	-	↓	↓
	Ar-Raqqa	3,850	1.0	-41.1	↑	↓		Ar-Raqqa	196	-29.8	-	↓	↓
	Rural Damas cus	2,800	-	2.8	↔	↑		Rural Damas cus	169	-34.9	-	↓	↓
As-Sweida	2,700	-	-6.9	↔	↓	As-Sweida	225	-10.0	-	↓	↓		
Tartous	2,900	-	-3.3	↔	↓	Tartous	207	-12.7	-	↓	↓		
Cheese (kg)	Aleppo	1,383	-	-18.8	↔	↓	Dollar exchange rate (in the parallel market \$ 1)	Aleppo	463	-	-	↔	↔
	Damas cus	1,350	1.7	-	↑	↔		Damas cus	435	-7.0	-	↓	↓
	Dar'a	900	-18.2	-28.0	↓	↓		Dar'a	445	-4.3	-	↓	↓
	Dar'a XB	863	-12.7	-41.7	↓	↓		Dar'a XB	429	-7.1	-	↓	↓
	Deir-ez-Zor	1,359	-	-32.8	↔	↓		Deir-ez-Zor	-	-	-	↔	↔
	Idleb XB	967	2.6	-28.4	↑	↓		Idleb XB	442	-2.0	-	↓	↓
	Hama	1,300	8.3	-11.3	↑	↓		Hama	430	-7.1	-	↓	↓
	Al-Hasakeh	1,033	-17.2	-20.5	↓	↓		Al-Hasakeh	441	-4.7	-	↓	↓
	Homs	1,317	5.6	-3.5	↑	↓		Homs	430	-6.9	-	↓	↓
	Lattakia	1,175	-3.8	-16.1	↓	↓		Lattakia	450	-2.9	-	↓	↓
	Quneitra	1,167	-5.4	6.1	↓	↑		Quneitra	438	-4.8	-	↓	↓
	Quneitra XB	920	-14.6	-1.7	↓	↓		Quneitra XB	440	-4.6	-	↓	↓
	Ar-Raqqa	1,209	-15.7	-16.4	↓	↓		Ar-Raqqa	442	-4.5	-	↓	↓
	Rural Damas cus	1,259	-2.0	-7.7	↓	↓		Rural Damas cus	435	-6.9	-	↓	↓
As-Sweida	1,350	-	3.8	↔	↑	As-Sweida	430	-7.5	-	↓	↓		
Tartous	1,125	-9.9	-18.2	↓	↓	Tartous	450	-2.9	-	↓	↓		
Chickpeas (kg)	Aleppo	450	-	-1.9	↔	↓	Fish (tuna, canned)	Aleppo	358	-	11.5	↔	↑
	Damas cus	706	-1.8	-2.6	↓	↓		Damas cus	467	-0.5	-0.9	↓	↓
	Dar'a	410	-	36.7	↔	↑		Dar'a	403	-	0.8	↔	↑
	Dar'a XB	399	3.5	-20.0	↑	↓		Dar'a XB	313	-15.2	-27.8	↓	↓
	Deir-ez-Zor	650	-	-67.5	↔	↓		Deir-ez-Zor	296	-	-42.5	↔	↓
	Idleb XB	361	-4.4	3.0	↓	↑		Idleb XB	361	3.6	-3.6	↔	↓
	Hama	850	-	30.8	↔	↑		Hama	385	-	-32.5	↔	↓
	Al-Hasakeh	559	5.6	-10.6	↑	↓		Al-Hasakeh	367	6.5	-16.6	↔	↓
	Homs	857	-	38.3	↔	↑		Homs	373	-	-21.5	↔	↓
	Lattakia	707	1.8	0.3	↑	↑		Lattakia	350	-	-3.3	↔	↓
	Quneitra	350	-	-	↔	↔		Quneitra	383	-	-18.5	↔	↓
	Quneitra XB	381	2.7	-22.2	↑	↓		Quneitra XB	312	-3.6	-18.8	↓	↓
	Ar-Raqqa	477	2.2	-25.3	↓	↓		Ar-Raqqa	404	17.5	-13.8	↑	↓
	Rural Damas cus	700	-1.2	-12.3	↓	↓		Rural Damas cus	475	-	0.3	↔	↑
As-Sweida	600	-7.7	-11.1	↓	↓	As-Sweida	400	-5.9	-11.1	↓	↓		
Tartous	650	5.0	-7.8	↑	↓	Tartous	350	-	-2.4	↔	↓		

Key: ↑ Prices increase above normal price fluctuation
↔ Normal Price Fluctuation
↓ Price decrease below normal price fluctuation

Commodity	Governorate	Current Price	Price change (%)	Price change (%)	Average Change	Average Change	Commodity	Governorate	Current Price	Price change (%)	Price change (%)	Average Change	Average Change
			1M	6 M	1M	6 M				1M	6 M		
Iodised salt (kg)	Aleppo	168	-	-7.9	↔	↓	Sheep 2Y old Male	Aleppo	91,500	-	-22.7	↔	↓
	Damascus	113	-0.9	-11.8	↓	↓		Damascus	99,000	10.1	-7.1	↑	↓
	Dara	150	-	-	↔	↔		Dara	68,000	-	-52.1	↔	↓
	Dara XB	126	16.0	-	↑	↔		Dara XB	73,621	-9.5	6.0	↓	↑
	Deir-ez-Zor	100	-	-35.0	↔	↓		Deir-ez-Zor	50,000	-	-36.5	↔	↓
	Idleb XB	83	-5.7	-3.8	↓	↓		Idleb XB	83,334	-0.6	-8.4	↓	↓
	Hama	150	-	-8.4	↔	↓		Hama	106,333	-	-38.9	↔	↓
	Al- Hasakeh	96	-4.0	-4.0	↓	↓		Al- Hasakeh	55,000	-	-24.4	↔	↓
	Homs	153	-	-17.1	↔	↓		Homs	106,000	-	-12.3	↔	↓
	Lattakia	95	-8.3	-13.6	↓	↓		Lattakia	93,000	-	14.8	↑	↑
	Quneitra	93	-	-22.5	↔	↓		Quneitra	127,500	-	-10.5	↔	↓
	Quneitra XB	104	-0.5	18.9	↓	↑		Quneitra XB	87,149	-1.1	-23.1	↓	↓
	Ar-Raqqa	96	-4.0	-44.0	↓	↓		Ar-Raqqa	61,667	1.1	-2.5	↓	↓
	Rural Damascus	108	4.0	-28.0	↑	↓		Rural Damascus	97,854	7.6	-5.2	↑	↑
	As-Sweida	150	-	-	↔	↔		As-Sweida	95,000	16.6	11.1	↑	↑
	Tartous	63	-30.6	-43.2	↓	↓		Tartous	93,000	33.7	20.1	↑	↑
	Lentils (kg)	Aleppo	409	-	-16.7	↔		↓	Sugar (kg)	Aleppo	292	-	-31.9
Damascus		417	-8.3	-30.7	↓	↓	Damascus	239		-5.2	-18.0	↓	↓
Dara		365	-17.0	-39.2	↓	↓	Dara	255		-	-15.0	↔	↓
Dara XB		253	-8.9	-13.3	↓	↓	Dara XB	266		-2.0	-22.9	↓	↓
Deir-ez-Zor		475	-	4.6	↔	↑	Deir-ez-Zor	329		-	-37.7	↔	↓
Idleb XB		308	-0.8	-29.5	↓	↓	Idleb XB	299		2.8	-22.8	↑	↓
Hama		440	-	-28.4	↔	↓	Hama	243		-	-23.6	↔	↓
Al- Hasakeh		340	-10.1	-24.4	↓	↓	Al- Hasakeh	302		-0.6	-19.5	↓	↓
Homs		427	-	-20.0	↔	↓	Homs	253		-	-17.7	↔	↓
Lattakia		375	1.5	-25.1	↑	↓	Lattakia	250		-	-18.3	↔	↓
Quneitra		467	-	-15.1	↔	↓	Quneitra	258		-	-11.0	↔	↓
Quneitra XB		204	-7.1	-25.0	↓	↓	Quneitra XB	262		-1.2	-9.3	↓	↓
Ar-Raqqa		400	-5.4	-42.5	↓	↓	Ar-Raqqa	310		1.8	-33.2	↑	↓
Rural Damascus		417	-1.1	-24.0	↓	↓	Rural Damascus	240		-4.2	-19.9	↓	↓
As-Sweida		550	-	-27.8	↔	↓	As-Sweida	260		-1.9	-11.8	↓	↓
Tartous		394	1.6	-37.8	↑	↓	Tartous	250		-	-24.3	↔	↓
Meat (beef, kg)		Aleppo	3,200	-	-0.8	↔	↓	Tomatoe (kg)		Aleppo	246	-	194.4
	Damascus	4,067	1.8	-4.3	↑	↓	Damascus		220	-3.1	41.9	↓	↑
	Dara	4,000	-	-	↔	↔	Dara		262	-1.5	162.0	↓	↑
	Dara XB	3,688	2.1	-23.3	↑	↓	Dara XB		279	-4.5	260.0	↓	↑
	Deir-ez-Zor	2,975	-0.9	-26.4	↓	↓	Deir-ez-Zor		254	-4.4	-5.5	↓	↓
	Idleb XB	2,450	-7.9	-2.0	↓	↓	Idleb XB		408	-0.6	63.2	↓	↑
	Hama	3,867	-	-8.8	↔	↓	Hama		185	-23.4	-14.5	↓	↓
	Al- Hasakeh	2,900	-3.3	-13.4	↓	↓	Al- Hasakeh		238	-6.5	-20.8	↓	↓
	Homs	3,800	-	-20.6	↔	↓	Homs		200	-13.0	-7.6	↓	↓
	Lattakia	4,500	12.5	6.3	↑	↑	Lattakia		200	-20.0	88.5	↓	↑
	Quneitra	3,700	-1.1	5.7	↓	↑	Quneitra		208	8.3	166.7	↑	↑
	Quneitra XB	3,517	-0.6	21.9	↓	↑	Quneitra XB		269	-0.3	316.2	↓	↑
	Ar-Raqqa	2,434	-2.7	-10.2	↓	↓	Ar-Raqqa		250	-15.9	-16.7	↓	↓
	Rural Damascus	3,792	3.0	-5.2	↑	↓	Rural Damascus		219	-0.9	84.8	↓	↓
	As-Sweida	4,000	-	-2.4	↔	↓	As-Sweida		225	-18.2	125.0	↓	↑
	Tartous	4,500	20.5	12.5	↑	↑	Tartous		200	-23.6	7.1	↓	↑
	Milk (L)	Aleppo	259	-	-	↔	↔		Unskilled Labor wage	Aleppo	2,333	-	5.4
Damascus		271	-	-	↔	↔	Damascus	2,000		-	15.1	↔	↑
Dara		250	-	-	↔	↔	Dara	1,265		5.4	40.6	↑	↑
Dara XB		190	1.0	-	↑	↑	Dara XB	1,509		-1.0	-16.7	↓	↑
Deir-ez-Zor		300	-	-	↔	↔	Deir-ez-Zor	1,800		-	44.2	↓	↑
Idleb XB		167	0.1	-	↔	↔	Idleb XB	1,600		1.1	-20.0	↑	↓
Hama		208	-	-	↔	↔	Hama	2,000		-	-3.0	↔	↓
Al- Hasakeh		269	-5.4	-	↓	↓	Al- Hasakeh	984		22.1	-3.1	↑	↓
Homs		200	-1.6	-	↓	↓	Homs	2,000		-	3.5	↔	↑
Lattakia		250	-	-	↔	↔	Lattakia	2,750		4.5	37.5	↑	↑
Quneitra		182	-3.2	-	↓	↓	Quneitra	1,500		-	25.0	↔	↑
Quneitra XB		133	-9.3	-	↓	↓	Quneitra XB	1,648		8.0	33.3	↑	↑
Ar-Raqqa		217	-12.8	-	↓	↓	Ar-Raqqa	2,200		0.1	3.5	↔	↑
Rural Damascus		271	-1.7	-	↓	↓	Rural Damascus	2,000		-	8.2	↔	↑
As-Sweida		225	-10.0	-	↓	↓	As-Sweida	1,875		-6.3	-6.3	↔	↓
Tartous		250	-	-	↔	↔	Tartous	2,625		6.3	35.0	↑	↑
Oil (L)		Aleppo	654	-	-9.6	↔	↓	Wheat Flour (kg)		Aleppo	238	-	-9.4
	Damascus	647	-0.5	-4.1	↓	↓	Damascus		217	3.1	-15.7	↑	↓
	Dara	616	-	-5.2	↔	↓	Dara		200	-	-	↔	↔
	Dara XB	652	-0.7	-13.3	↓	↓	Dara XB		205	-1.4	-11.1	↓	↓
	Deir-ez-Zor	600	-	-41.0	↔	↓	Deir-ez-Zor		250	-	-28.8	↔	↓
	Idleb XB	469	-0.4	-18.3	↓	↓	Idleb XB		167	-	-25.8	↔	↓
	Hama	642	-	-8.3	↔	↓	Hama		197	-	-26.1	↔	↓
	Al- Hasakeh	470	-2.1	-10.5	↓	↓	Al- Hasakeh		209	-1.8	-11.8	↓	↓
	Homs	623	-	-12.0	↔	↓	Homs		190	-	-29.4	↔	↓
	Lattakia	607	-2.0	-8.4	↓	↓	Lattakia		240	-	5.0	↔	↑
	Quneitra	583	-	-22.3	↔	↓	Quneitra		207	-	3.5	↔	↑
	Quneitra XB	636	-1.3	-21.2	↓	↓	Quneitra XB		176	-2.6	-11.0	↓	↓
	Ar-Raqqa	500	-3.7	-37.3	↓	↓	Ar-Raqqa		244	-7.3	-33.4	↓	↓
	Rural Damascus	638	-1.3	-7.0	↓	↓	Rural Damascus		208	-	-18.4	↔	↓
	As-Sweida	600	-4.0	-12.7	↓	↓	As-Sweida		225	-	-10.0	↔	↓
	Tartous	613	-1.9	-7.5	↓	↓	Tartous		204	2.3	-21.7	↑	↓
	Parsley (packet)	Aleppo	40	-	-36.2	↔	↓		White beans (kg)	Aleppo	567	-	13.6
Damascus		40	-	-34.2	↔	↓	Damascus	575		4.3	20.4	↑	↑
Dara		100	-	-	↔	↔	Dara	450		-	-10.0	↔	↓
Dara XB		64	-28.6	-	↓	↔	Dara XB	291		-8.7	-35.6	↓	↓
Deir-ez-Zor		67	-	-33.5	↔	↓	Deir-ez-Zor	759		-	38.2	↔	↑
Idleb XB		28	-3.0	-44.0	↓	↓	Idleb XB	217		5.3	-45.8	↑	↓
Hama		50	-	-	↔	↔	Hama	528		-	-8.9	↔	↓
Al- Hasakeh		60	1.0	-40.5	↑	↓	Al- Hasakeh	592		10.7	3.3	↑	↑
Homs		50	-	-	↔	↔	Homs	527		-	-11.9	↔	↓
Lattakia		43	4.4	-44.4	↑	↓	Lattakia	594		4.5	-9.1	↑	↓
Quneitra		30	-	50.0	↔	↑	Quneitra	583		-	-13.6	↔	↓
Quneitra XB		43	3.7	17.4	↑	↑	Quneitra XB	211		-5.7	11.1	↓	↑
Ar-Raqqa		61	3.0	-39.5	↑	↓	Ar-Raqqa	542		2.5	-24.0	↑	↑
Rural Damascus		34	-	-32.0	↑	↓	Rural Damascus	588		1.8	9.4	↑	↑
As-Sweida		25	-	-50.0	↑	↓	As-Sweida	550		-	-	↔	↔
Tartous		37	26.0	-35.8	↑	↓	Tartous	575		5.0	-21.2	↑	↓
Rice (kg)		Aleppo	467	-	-14.7	↔	↓	Yogurt (kg)		Aleppo	308	-	-31.4
	Damascus	436	-2.4	-3.5	↓	↓	Damascus		319	-0.6	13.9	↓	↑
	Dara	456	-	1.3	↔	↑	Dara		250	-	-44.4	↔	↓
	Dara XB	553	8.4	-2.7	↑	↓	Dara XB		212	-0.4	-27.3	↓	↓
	Deir-ez-Zor	559	-	-16.9	↔	↓	Deir-ez-Zor		425	-	-9.4	↔	↓
	Idleb XB	321	-4.7	-35.8	↓	↓	Idleb XB		215	0.0	-9.2	↔	↓
	Hama	367	-	-32.1	↓	↓	Hama		300	-	-16.2	↔	↓
	Al- Hasakeh	373	7.0	-28.8	↑	↓	Al- Hasakeh		315	0.3	-10.1	↑	↓
	Homs	413	-	-21.7	↔	↓	Homs		293	-	5.2	↔	↑
	Lattakia	425	-	-15.0	↔	↓	Lattakia		275	-	-4.2	↔	↓
	Quneitra	483	-	-3.4	↔	↓	Quneitra		197	-	-5.3	↓	↓
	Quneitra XB	529	-0.7	-7.0	↔	↓	Quneitra XB		183	-10.2	-7.5	↓	↓
	Ar-Raqqa	492	7.1	-29.4	↑	↓	Ar-Raqqa		386	8.9	-3.1	↑	↑
	Rural Damascus	434	-2.8	-13.0	↓	↓	Rural Damascus		317	-0.6	10.5	↓	↑
	As-Sweida	250	-3.8	-23.1	↓	↓	As-Sweida		275	-	-	↔	↔
	Tartous	413	-	-21.4	↔	↓	Tartous		262	7.6	-6.2	↑	↓