

WFP MONTHLY MARKET UPDATE

SUDAN, FEBRUARY 2019

HIGHLIGHTS

- IN EL GADARIF AUCTION MARKET, THE MONTHLY AVERAGE WHOLESALE PRICE OF SORGHUM AND MILLET SHARPLY INCREASED IN FEBRUARY 2019 COMPARED TO JANUARY 2019. THE PRICES OF BOTH CROPS INCREASED BY MORE THAN 86 AND 68%, RESPECTIVELY COMPARED TO FEBRUARY 2018.
- IN FEBRUARY 2019, THE NATIONAL AVERAGE RETAIL PRICE OF SORGHUM INCREASED BY 3.3 PERCENT COMPARED TO JANUARY 2019. IT INCREASED IN ALL STATES EXCEPT IN FOUR STATES WHERE IT DECREASED OR REMAINED STABLE.
- THE NATIONAL AVERAGE RETAIL PRICE OF GOAT INCREASED BY 8.8 PERCENT IN FEBRUARY COMPARED TO JANUARY 2019, IT INCREASED IN ALL STATES EXCEPT IN BLUE NILE AND SOUTH KORDOFAN.
- THE NATIONAL AVERAGE RETAIL PRICE OF GROUNDNUT SLIGHTLY INCREASED BY 1.0 PERCENT IN FEBRUARY COMPARED TO PREVIOUS MONTH. IT INCREASED IN 6 OUT OF 11 STATES WHILE IT DECREASED OR REMAINED STABLE IN OTHER STATES.

CEREAL PRICES IN THE MAIN PRODUCTION AREA - GADARIF AUCTION MARKET

The average wholesale price of sorghum for February 2019 was SDG1188/sack (=90Kg); it increased by 33.0 percent compared to January 2019 and is higher by 86 percent compared to the same month of the previous year (see chart 1 - annex 1 in page 8).

The average wholesale price of millet for February 2019 was SDG1956/sack (=100Kg); it increased by 16 percent compared to January 2019 and is higher by 68 percent compared to the same period of the previous year (see chart 2 - annex 1 in page 8).

Summary of Market Prices in WFP Areas

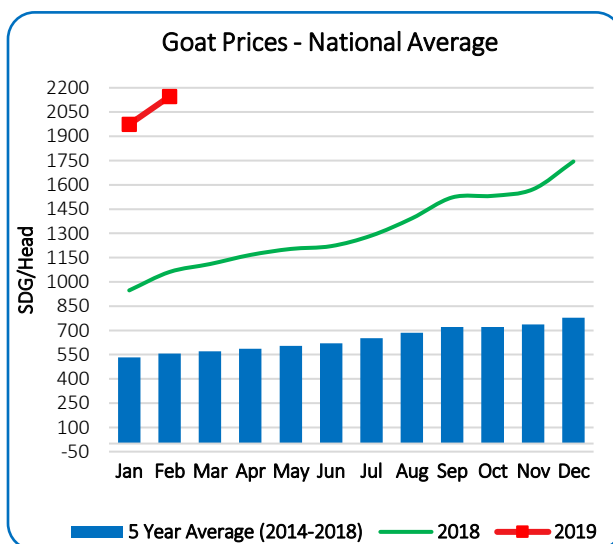
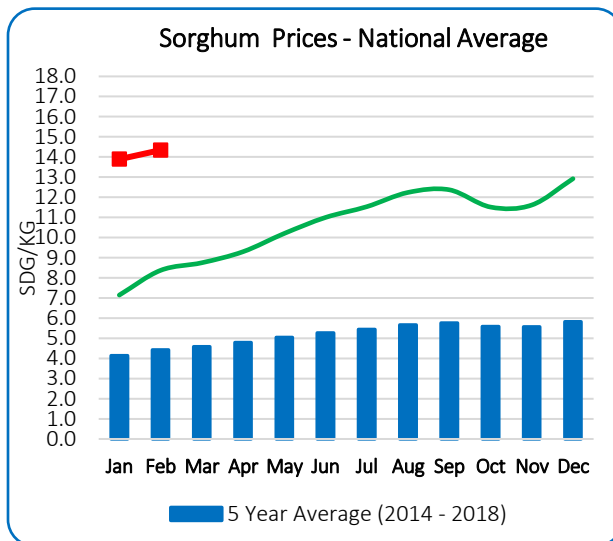
The national average price of sorghum increased by 3.3 percent compared to January 2019. This increase is attributed to low supply of sorghum to the market due to shortage of cash, which delaying the harvest and supply of crops.

The current national retail price of sorghum is higher by 71 percent compared to the same period of the previous year (February 2018). The national average price of sorghum was 224 percent higher than the five-year average of the same month (February).

Other factors that contributed to this increasing trend of prices is the inflationary increase in the cost of production this season compared to previous ones. In addition, the partial lifting of wheat subsidy and devaluation of Sudanese currency (increase the prices of imported inputs and encouraged border trading and export) contributed to the increase.

The national average price of goat increased by 8.8 percent, compared to the previous month (January 2019), as a result of rich pasture condition this season, which reduces the animal supply to the market. The national retail price of goat increased by 108.0 percent compared to the same month of the previous year. It is also higher by 285 percent compared to the five-year average of the same month.

This high variation in the national average price of goat compared to previous years is mainly attributed to the inflationary increase in the cost of production and devaluation of the Sudanese currency, which increased the demand of livestock for the export markets.

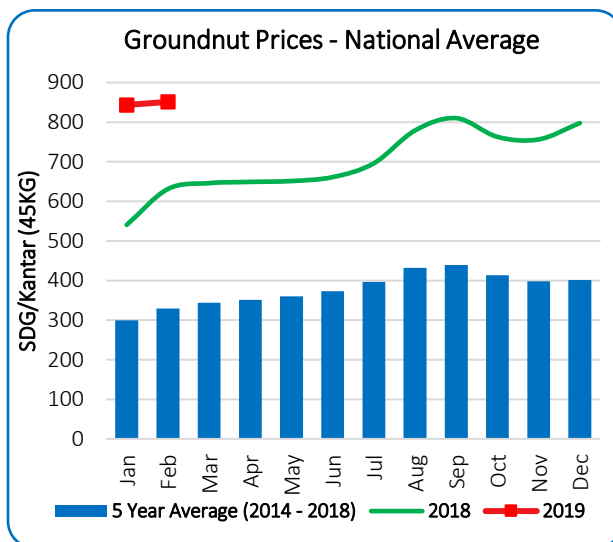


The national average price of groundnut slightly increased by 1.0 percent compared to the previous month. The price of groundnut remained steady this month due to continues supply of the crop from the last season harvest and it's expected increase from next month, March onward. This increase is attributed to low and delayed supply of crop harvest to the market due to shortage of fuel and cash. The increase in the prices of oilseed crops (sesame and groundnut) is in turn expected to increase the prices of vegetable oil.

The national average price of groundnut was higher by 35.0 percent compared to the previous month. This is due to the high cost of production and grow on demand for the export market.

The national average price of groundnut was higher by 159.0 percent compared to the five-year average of February.

Additional price data of the three commodities for 2017, 2018 and 2019 by states in annex 2 (page 9).



Sorghum

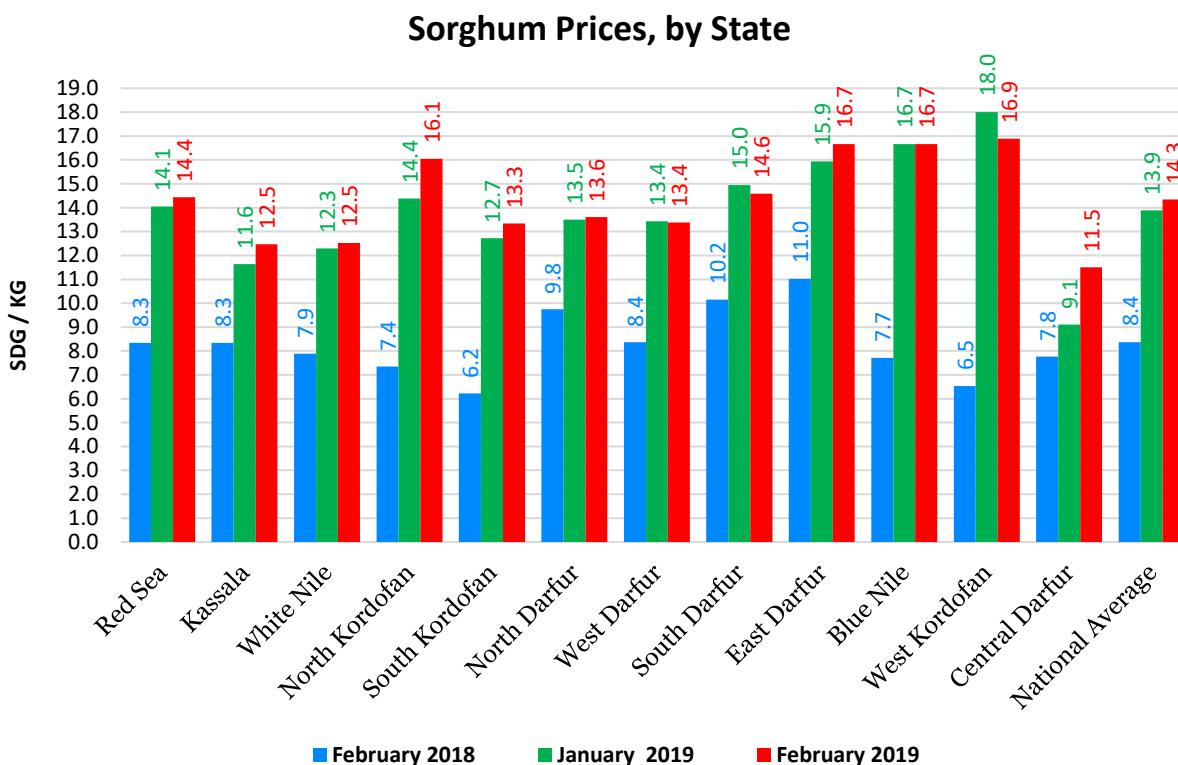
In February 2019, sorghum retail prices increased in five out of 12 states compared to previous month. It sharply increased in South Kordofan (12 percent), Central Darfur (9.0 percent), slightly in East Darfur (3.1 percent), White Nile (2.7 percent), North Kordofan (2.2 percent) and North Darfur (1.0 percent).

It sharply decreased in West Kordofan (9.0 percent), Blue Nile (8.0 percent) and slightly South Darfur (2.0 percent) while it remained unchanged in Kassala and West Darfur.

The slight increase in the sorghum prices during February 2019 is mainly attributed to the slight improvement in the supply of sorghum.

The sorghum prices sharply increased in all states (from 10 percent in White Nile to 76 percent in West Kordofan) compared to the same month of the previous year.

The sorghum prices were higher by 96 to 236 percent in all states compared to the 5-year average of February.



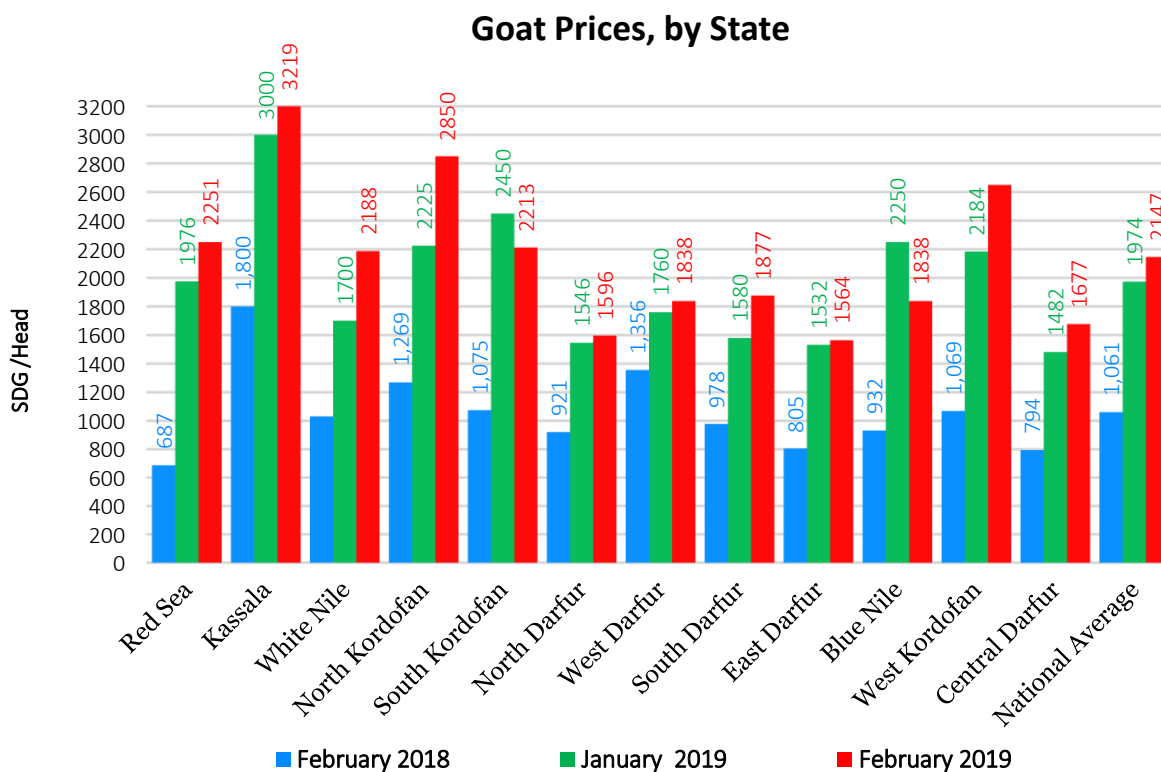
Goat

The prices of goat increased in all states except in Blue Nile and South Kordofan where it decreased by 18 and 10 percent, respectively, compared to January 2019. It sharply increased in White Nile (28.7 percent), North Kordofan (28.1 percent), West Kordofan (21 percent), South Darfur (18.8 percent), Red Sea (13.9 percent), Central Darfur (13.2 percent), Kassala (7.3 percent) and slightly increased in West Darfur (4.0 percent), North Darfur (3.0 percent) and East Darfur (2.0 percent).

Kassala showed the highest prices among all states (SDG3210/head) while East Darfur recorded the lowest (SDG1564/head)

This significant increase in most states is mainly attributed to the good pasture condition, high export demand, in addition to the inflationary increase in the cost of production.

The prices of goat increased by 36 to 228 percent in all states compared to the same month of the previous year. Goat prices are higher by 187 to 412 percent in all states compared to the 5-year average of February.



Groundnut

Groundnut prices increased in six out of eleven states; while it remained stable in two states: Kassala and West Darfur compared to the previous month. It sharply increased in South Kordofan (12.2 percent), Central Darfur (9.3 percent), and slightly in East Darfur (3.1 percent), White Nile (2.6 percent), North Kordofan (2.2 percent) and North Darfur (1.0 percent).

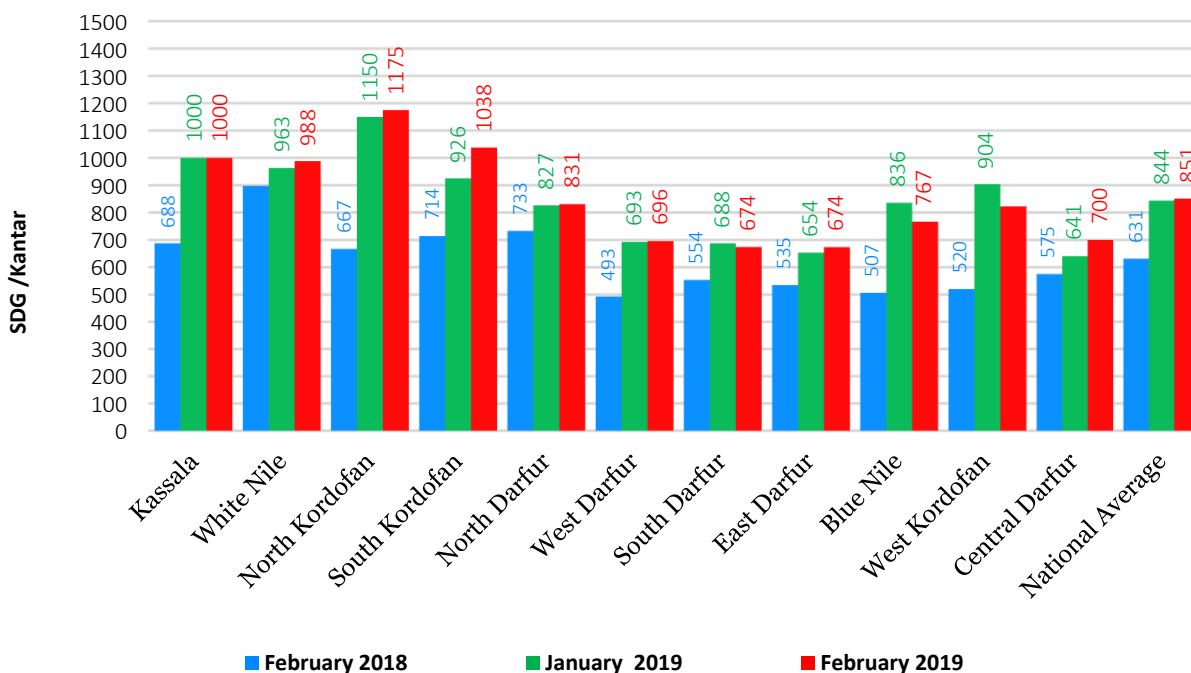
It sharply decreased in West Kordofan (9.0 percent), Blue Nile (8.3 percent) and slightly in South Darfur (2.0 percent) compared to January 2019.

The highest groundnut price recorded in North Kordofan (SDG1175/Kantar) while the lowest in the South and East Darfur (SDG674/Kantar).

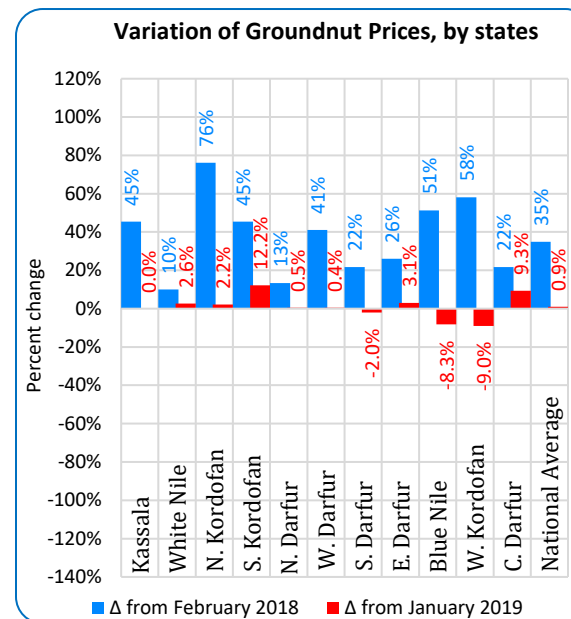
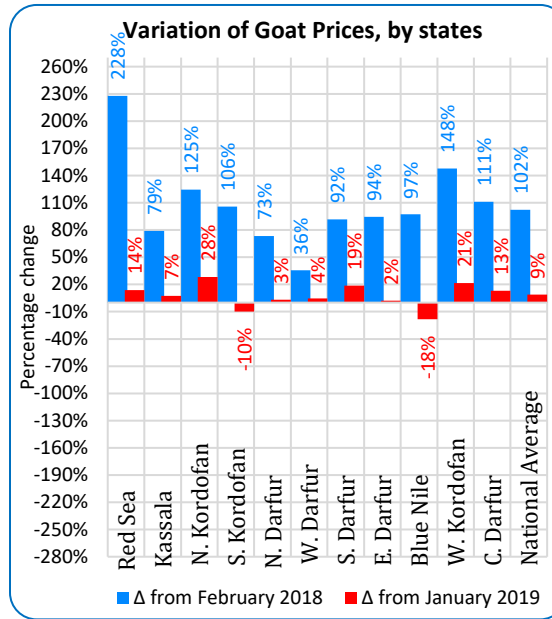
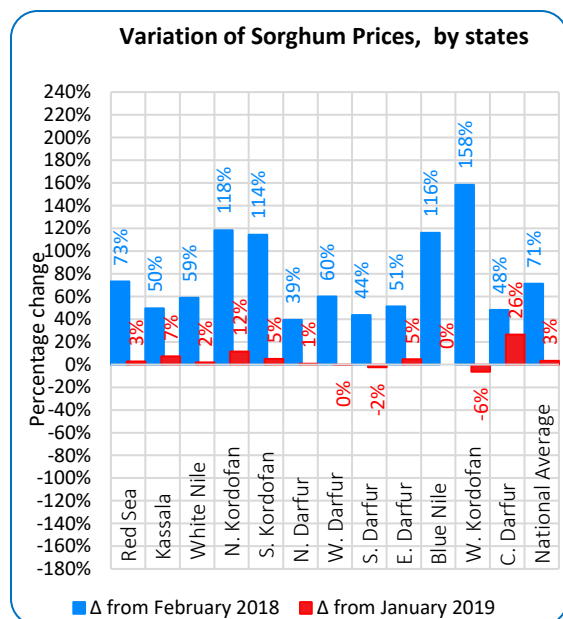
The groundnut prices are higher by 10.0 to 76.0 percent in all states compared to the same period of the previous year.

It is higher by 96 to 236 percent in all states compared to the five-year average of February.

Groundnut Prices, by State



THE PERCENTAGE CHANGE OF SORGHUM, GOAT AND GROUNDNUT PRICES COMPARED TO THE JANUARY 2019 AND FEBRUARY 2018



States' ranking according to the level of variation in the prices of commodities (sorghum, goat and groundnut)

February 2019 Compared to January 2019			
Ranking	Sorghum	Goat	Groundnut
First	Central Darfur (+)	North Kordofan (+)	South Kordofan (+)
Second	North Kordofan (+)	West Kordofan (+)	Central Darfur (+)
Third	Kassala (+)	South Darfur (+)	East Darfur (+)
Fourth	South Kordofan (+)	Red Sea (+)	North Kordofan (+)
Fifth	East Darfur (+)	Central Darfur (+)	White Nile (+)

February 2019 compared to February 2018			
Ranking	Sorghum	Goat	Groundnut
First	West Kordofan (+)	Red Sea (+)	West Kordofan (+)
Second	North Kordofan (+)	West Kordofan (+)	Blue Nile (+)
Third	Blue Nile (+)	North Kordofan (+)	Kassala (+)
Fourth	South Kordofan (+)	Central Darfur (+)	South Kordofan (+)
Fifth	Red Sea (+)	South Kordofan (+)	North Kordofan (+)

Key: Increase in price = (+), Decrease in price = (-), Steady price = (=)

Annex 1: Gadarif Auction Market: *

Chart 1: Daily Sorghum (feterita) Wholesale Prices

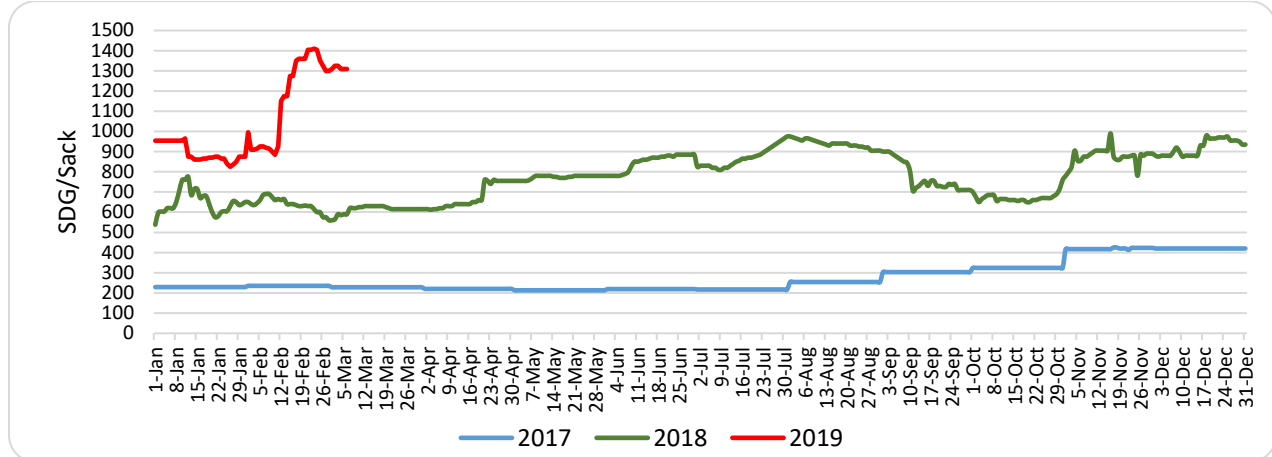


Chart 2: Daily Millet Wholesale Prices

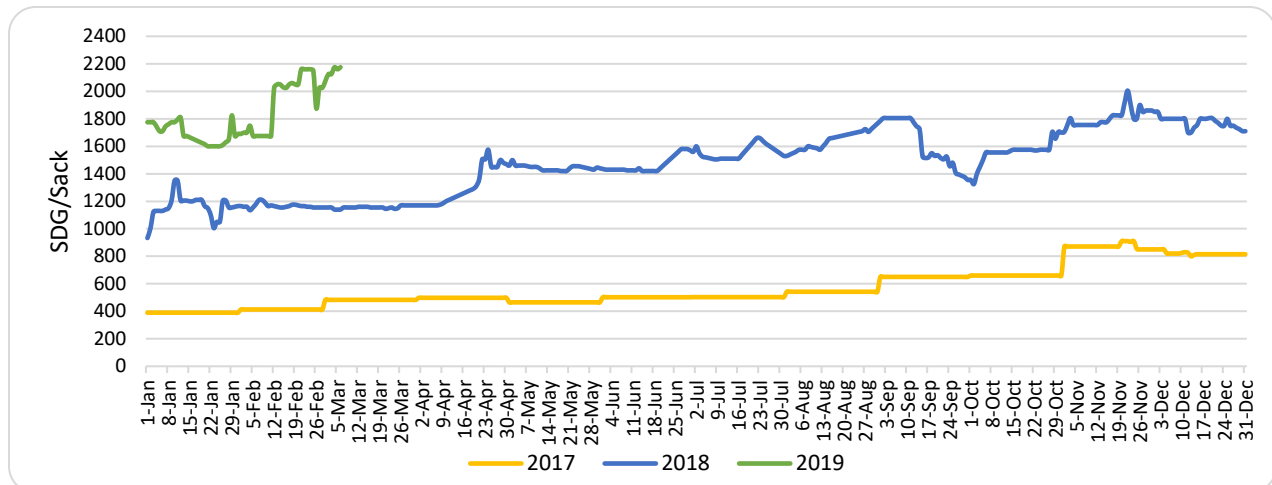
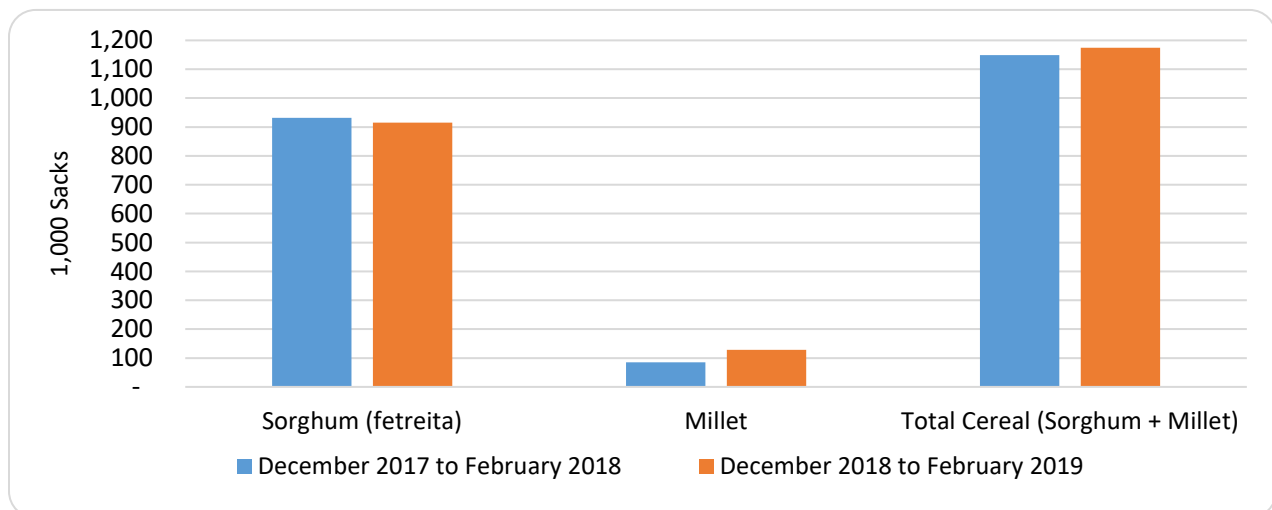


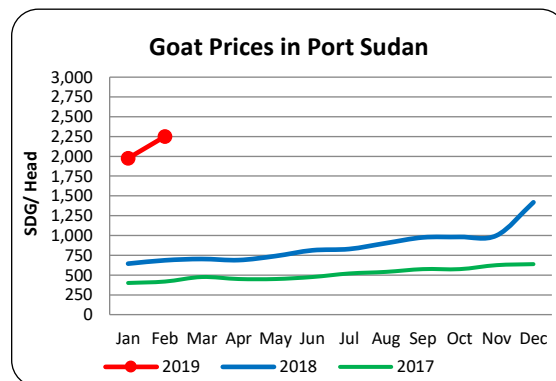
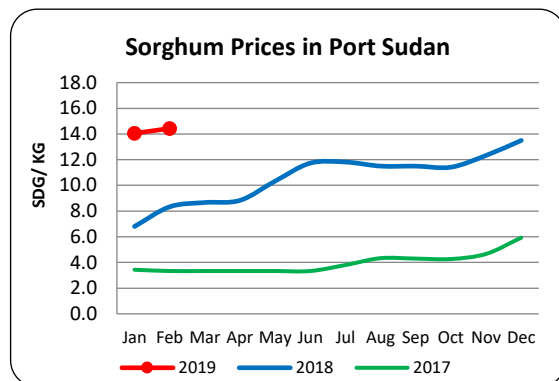
Chart 3: Average Supply of Sorghum and Millet



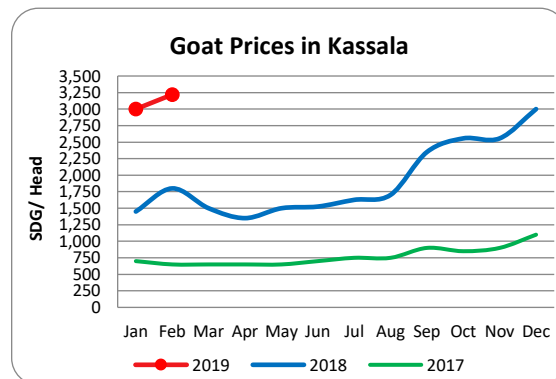
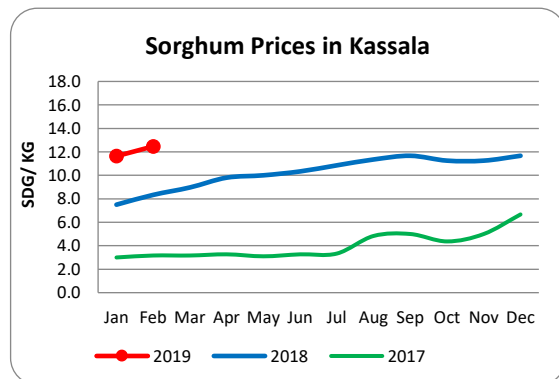
* Data source: Gadarif Auction Market

Annex 2: The Sorghum, Goat and Groundnut prices for 2017, 2018 and 2019 by States:

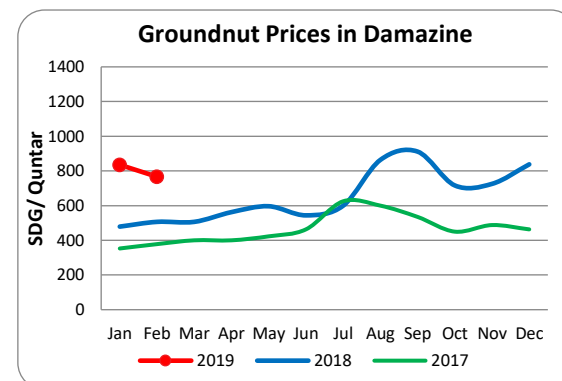
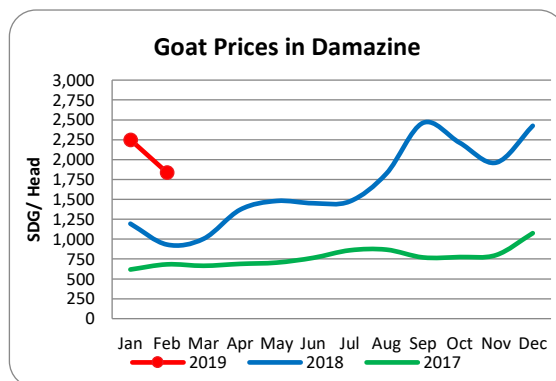
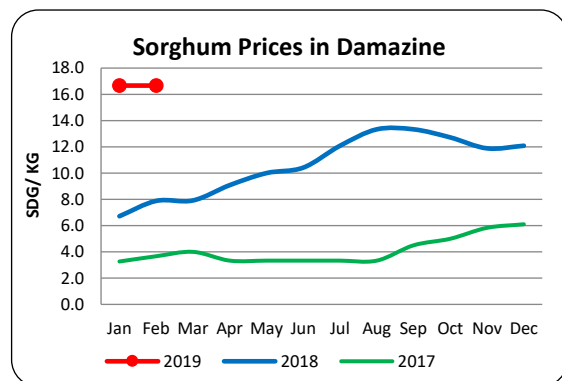
Red Sea



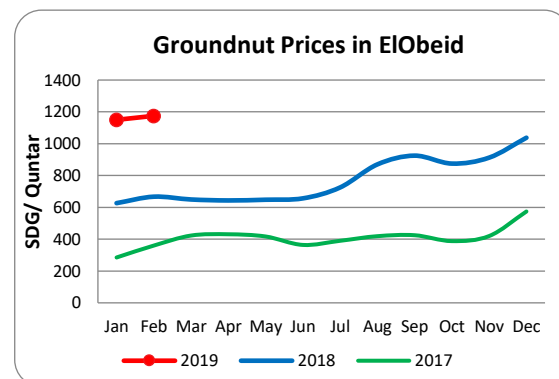
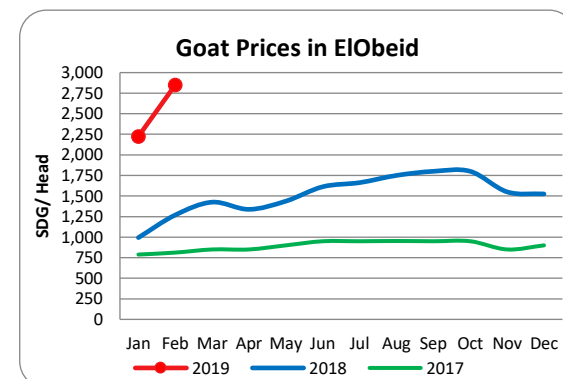
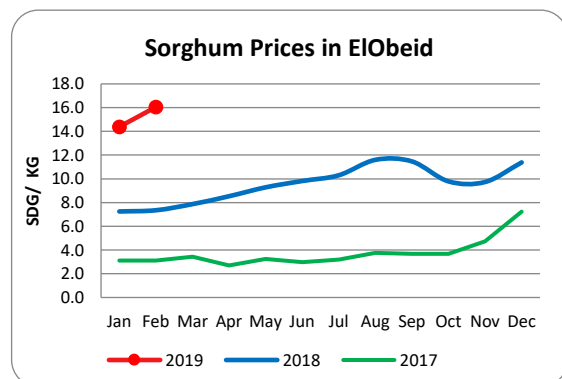
Kassala



Blue Nile

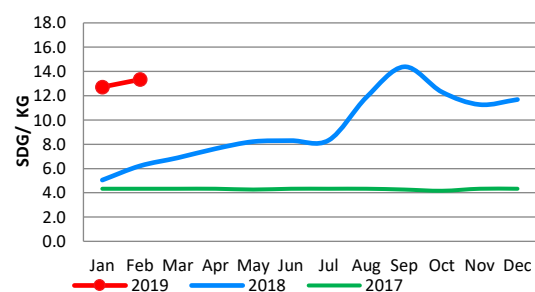


North Kordofan

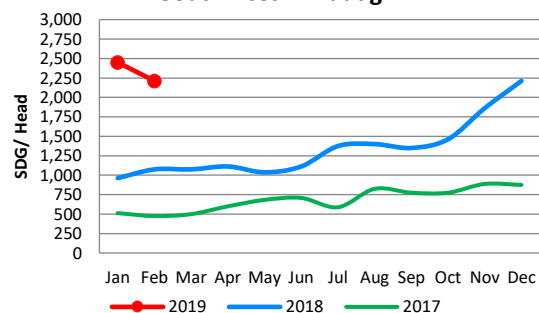


South Kordofan

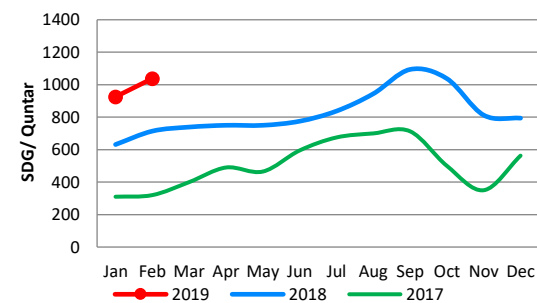
Sorghum Prices in Kadugli



Goat Prices in Kadugli

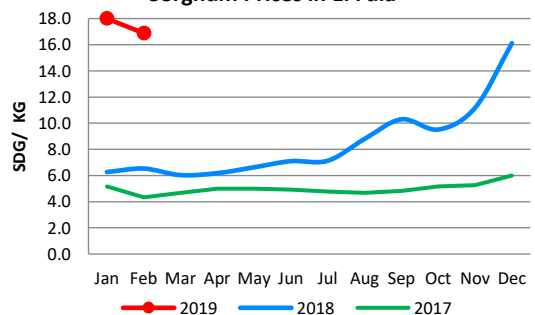


Groundnut Prices in Kadugli

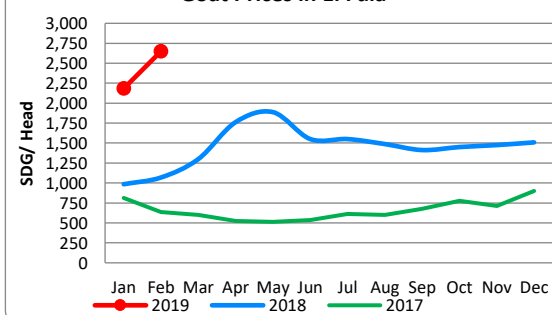


West Kordofan

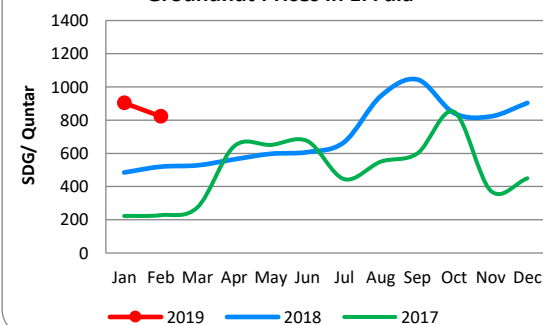
Sorghum Prices in El Fula



Goat Prices in El Fula

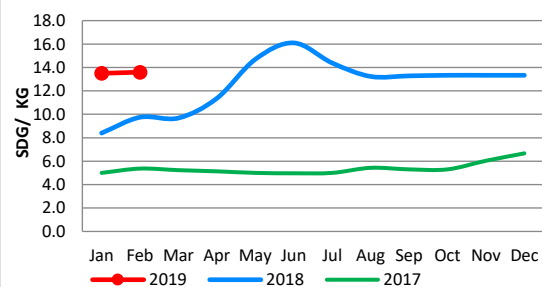


Groundnut Prices in El Fula

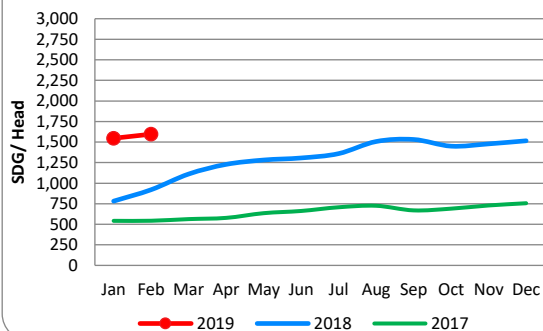


North Darfur

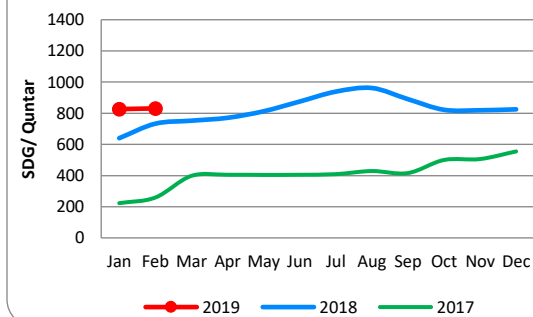
Sorghum Prices in AlFashir



Goat Prices in AlFashir

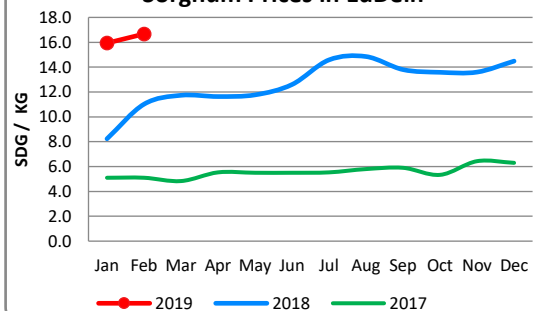


Groundnut Prices in AlFashir

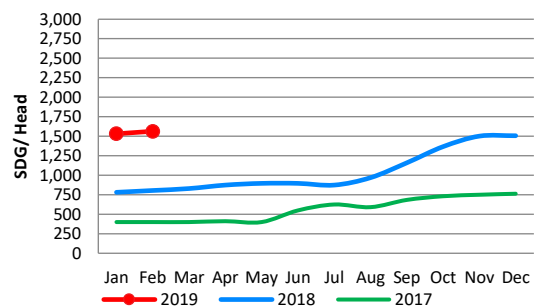


East Darfur

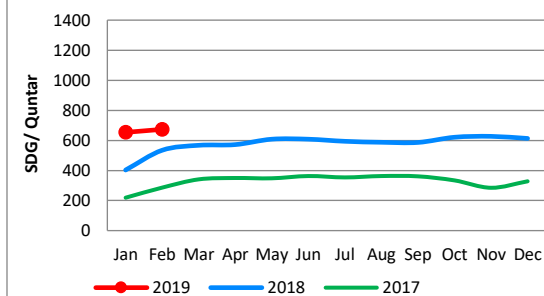
Sorghum Prices in EdDein



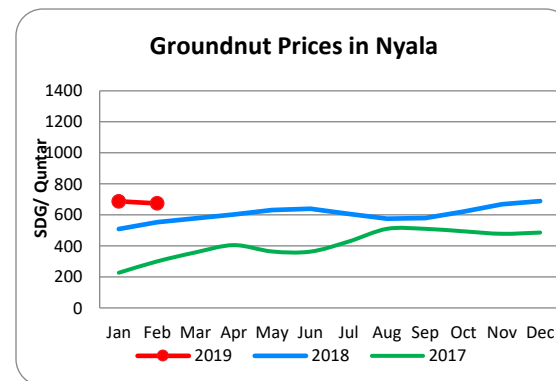
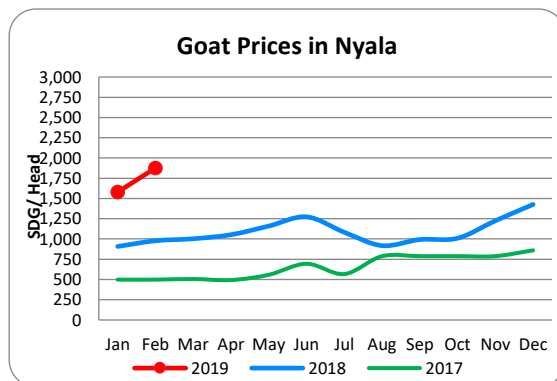
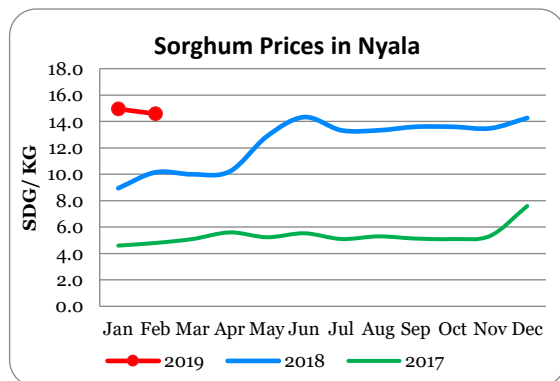
Goat Prices in EdDein



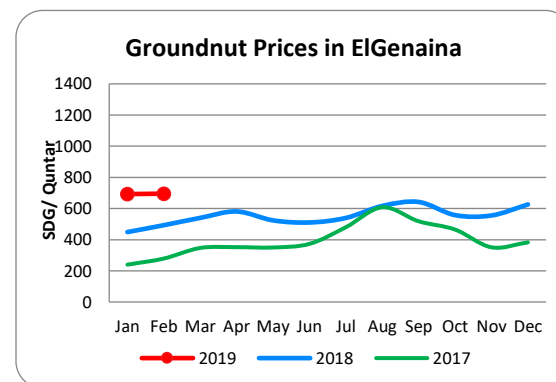
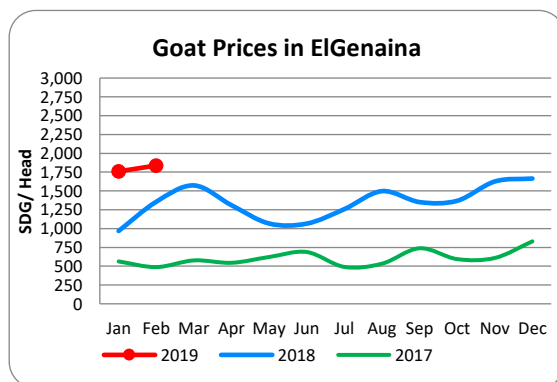
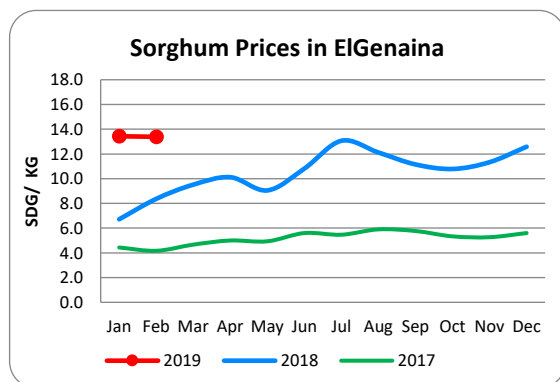
Groundnut Prices in EdDein



South Darfur

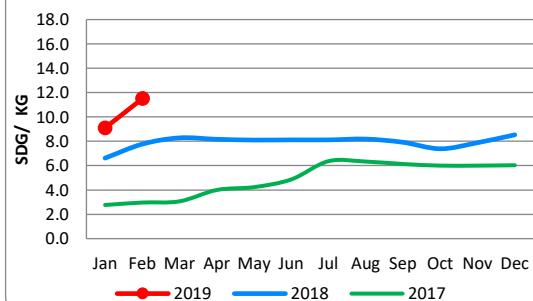


West Darfur

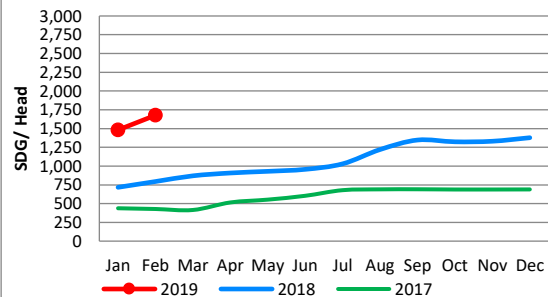


Central Darfur

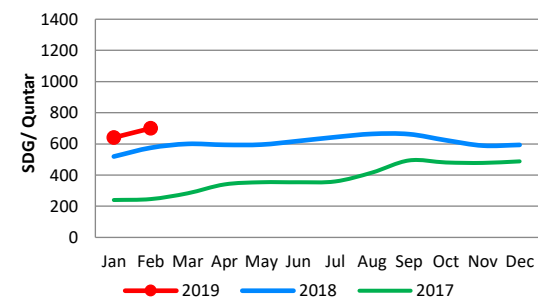
Sorghum Prices in Zalengai



Goat Prices in Zalengai

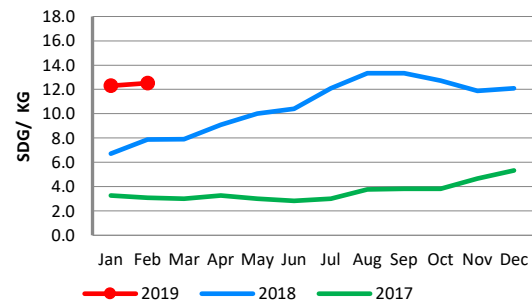


Groundnut Prices in Zalengi

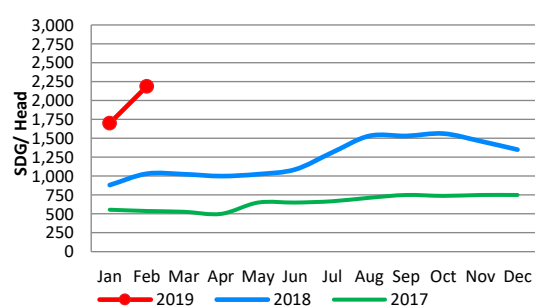


White Nile

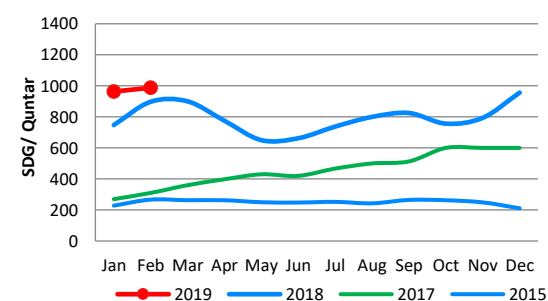
Sorghum Prices in Kosti



Goat Prices in Kosti



Groundnut Prices in Kosti



National Average

