

SAVING
LIVES
CHANGING
LIVES



Lesotho Annual Country Report 2018

Country Strategic Plan
2018 - 2019

ACR Reading Guidance



World Food
Programme

Table of contents

Summary	3
Context and Operations	5
Programme Performance - Resources for Results	7
Programme Performance	8
Strategic Outcome 01	8
Strategic Outcome 02	9
Strategic Outcome 03	10
Cross-cutting Results	12
Progress towards gender equality	12
Protection	12
Accountability to affected populations	13
Saving Land	14
Figures and Indicators	15
Data Notes	15
Beneficiaries by Age Group	15
Beneficiaries by Residence Status	16
Annual Food Distribution (mt)	16
Annual CBT and Commodity Voucher Distribution (USD)	17
Output Indicators	18
Outcome Indicators	20
Cross-cutting Indicators	30
Progress towards gender equality	30
Protection	31
Accountability to affected populations	31

Summary

WFP Lesotho made achievements in the Transitional-Interim Country Strategic Plan (T-ICSP) in seeking to strengthen the Government of Lesotho's capacity to implement more efficient, effective and shock-responsive national safety net programmes. Capacity strengthening efforts of different government departments were undertaken across all sectors, in collaboration with UN agencies and key partners.

WFP reached 180,000 learners in primary schools under the national school feeding programme, and local purchase efforts under the Home-Grown School Feeding initiative yielded positive results with the procurement of food commodities from farmers organizations being realized for the first time. This built on previous efforts to purchase food locally through traders as a catalyst to the development of nascent value chains, which resulted in the injection of money to the local economy, while making significant savings on the price of maize meal and internal transport costs.

In nutrition, WFP supported activities under the Renewed Efforts Against Child Hunger (REACH) approach that included finalisation of the Food and Nutrition Strategy and a costed action plan. With funding from GAIN, WFP supported the Government in the development of the food fortification legislation and standards for most commodities consumed locally. Activities towards the prevention of stunting were also carried out through the provision of specialised commodities, accompanied by advocacy messages. In comparison to 2017, post-distribution monitoring (PDM) showed that the proportion of children aged 6 to 23 months who received the minimum acceptable diet had increased significantly.

WFP rendered the much-needed support to chronically food insecure households through direct Food Assistance for Assets in vulnerable areas, land rehabilitation efforts and creation of productive assets, coupled with cash transfers. The PDM results showed an improved consumption score and overall improvement in the consumption of protein and vitamin A rich foods. WFP also piloted the restructured national public works programme in selected sites with the objective of demonstrating the larger impact of proper implementation using tools adopted from WFP such as the three-pronged approach, monitoring and evaluation framework. For the first time, monitoring reports were prepared for the public works national programme demonstrating areas of success and challenges. WFP also facilitated a national dialogue on shock-responsive social protection, bringing partners and stakeholders from across the humanitarian/development nexus to engage in broad strategic dialogue on how to bridge the nexus and better co-ordinate programmes to make communities more resilient. Technical support was provided through South-to-South co-operation study visits, together with the preparation of project implementation guidelines.

The finalisation of the Zero Hunger Strategic Review, through a consultative process led by the Government, demonstrated the political goodwill towards fulfilling nutritional ideals for the nation and constituted a milestone in support of His Majesty King Letsie III's agenda as the African Union's Nutrition Champion and FAO's Nutrition Ambassador at continental level. The review informed the priorities of the national development plan, as well as the Lesotho United Nations Development Assistance Plan. Building on on this, the new Country Strategic Plan was formulated, identifying new focus areas based on gaps and WFP's comparative advantages.



261,682
total beneficiaries
in 2018

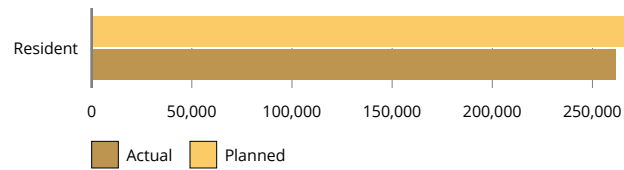


50%
female

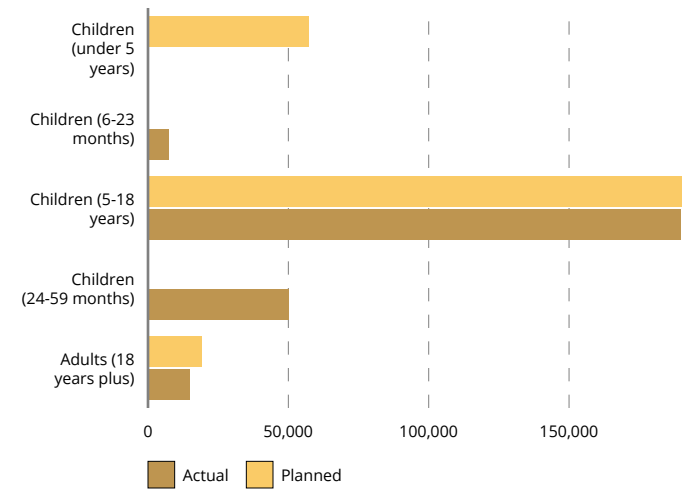


50%
male

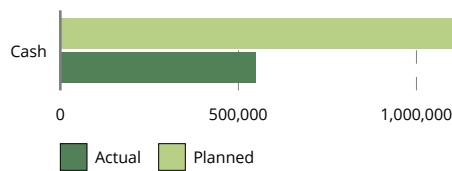
Beneficiaries by Residence Status



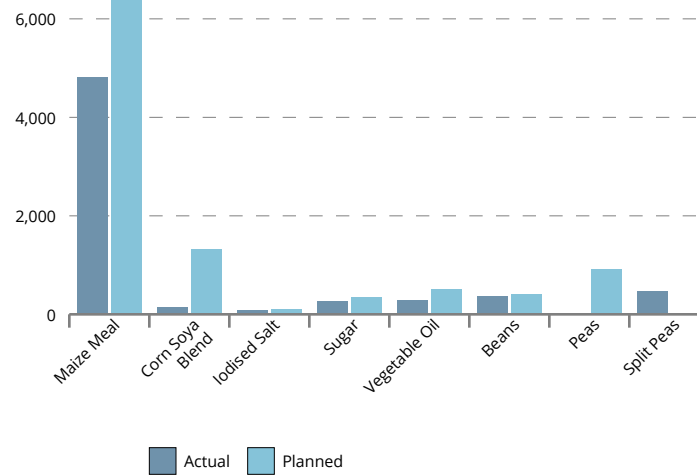
Beneficiaries by Age Group



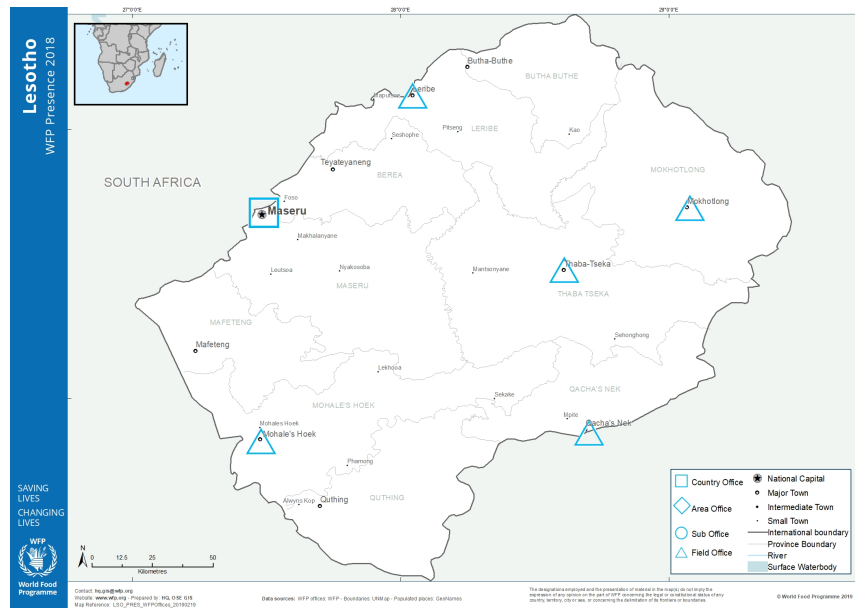
Annual CBT and Commodity Voucher Distribution (USD)



Annual Food Distribution (mt)



Context and Operations



Lesotho is a small, mountainous, landlocked country with a population of 2.2 million. While a lower middle-income country, the country ranks 159th out of 189 countries in the 2017 Human Development Index (HDI) with over half of its population either poor[1], young and/or women.[2] Almost 4 percent of the population live with disabilities[3], and with a Gini coefficient of 0.544 in 2017, Lesotho is ranked among the ten most unequal countries in the world[4]. Most of those unemployed and disadvantaged are women, and 17 percent of girls marry before turning 18, while 22 percent of children (25 percent boys and 20 percent girls) are engaged in child labour.[5]

Lesotho continues to face political instability and a difficult fiscal environment owing largely to declining Southern African Customs Union revenues[6] and a failing agriculture sector that remains the pillar of the rural economy. While it employs the poorest people, the sector has been deteriorating since the early 1990s.[7] In addition, effects of soil erosion, severe land degradation and climate change have reduced the productive capacity of Lesotho's croplands and rangelands.[8] While the mining sector continues to make a significant contribution to the country's economy, it has limited direct contribution to employment creation, poverty reduction and food security.

Lesotho has the second highest HIV prevalence in the world[9], with more than a quarter (25.6 percent) of Lesotho's population aged between 15 and 59 years old living with HIV and AIDS. This is despite Lesotho spending 9 percent of its GDP on social protection programmes - the highest rate in sub-Saharan Africa. Prevalence is significantly higher among women (30 percent) than men (21 percent). Despite advances made, morbidity and mortality due to HIV/AIDS remain unacceptably high. A major contributing factor is undernourishment as the epidemic largely overlaps with populations already experiencing low diet quality and quantity. Despite progress on the reduction of stunting levels by 6 percentage points in five years, Lesotho still faces serious malnutrition challenges and stunting remains high at 33.2 percent.[10] Obesity coexists with the major developmental challenge of stunting and micronutrient deficiencies.

Building on the legacy of school feeding in Lesotho, and the Government's appetite to adopt home-grown solutions, WFP worked with smallholder farmers to procure food locally, supporting the Government in creating a stable and reliable market for smallholder farmers while boosting the local economy.

The T-ICSP implementation started in January 2018 with four activities which were aimed at strengthening the Government's capacity to implement effective and shock-responsive safety net programmes and invest in enhancing food security, nutrition and resilience of chronically vulnerable communities through diversified livelihoods.

WFP implemented a school feeding programme, while nutrition and resilience/Food Assistance for Assets (FFA) activities focused on capacity strengthening. Meanwhile, the country's already tenuous food and nutrition security situation remained fragile, particularly in the southern districts where the impact of poor consecutive harvests was exacerbated by delayed rains.

The Zero Hunger Strategic Review (ZHSR) was undertaken in consultation with the Government, development partners and civil society members, and is aligned to the National Development Plan II and Lesotho's United Nations Development Assistance Framework. The ZHSR identified gaps and challenges that have contributed to food and nutrition insecurity, including limited job opportunities, poor performance of the agricultural sector, and the significant burden of malnutrition, gender inequalities and the impact of HIV and AIDS. The findings of the review were used to inform WFP's next Country Strategic Plan.

Looking ahead, WFP will continue to focus on improving food security and the resilience of vulnerable communities through a food systems approach. WFP will strengthen the school feeding and public works systems to be more effective, efficient and equitable in their design, targeting and shock-responsiveness. WFP will also continue to advocate for and pursue opportunities to ensure that the full portfolio of support is nutrition-sensitive, gender-transformative and considerate of issues relating to HIV and disabilities.

Programme Performance - Resources for Results

Lesotho's T-ICSP was relatively well-funded against a needs-based plan of USD 13.2 million in 2018. Of the funding received, USD 2.5 million were multilateral contributions to support lean season activities in 2018 and 2019 and a significant portion were funds migrated from projects that ended in 2017. The bulk of 2018 funding came from the Government in support of the national school feeding programme. Delays in the disbursement of funds by the Ministry of Education and Training (MOET) presented some operational challenges in terms of programming continuity and supply chain. Likewise, WFP's support to pre-school feeding in Early Childhood Care and Development (ECCD) centres - a component of school feeding that is not funded by the Government - as well as planned nutrition activities remained a challenge to resource and implement throughout the year.

Capacity strengthening activities funded through small donor contributions saw significant achievements. Under the Renewed Efforts Against Child Hunger (REACH), WFP with FAO, UNICEF and WHO prioritized multi-sectoral coordination actions on nutrition. WFP made further strides in engaging new partners, such as the Global Alliance for Improved Nutrition (GAIN), to harmonize efforts to support the scale-up of nutrition interventions. GAIN supported WFP with USD 20,000 for technical assistance to develop the National Food Fortification Legislation and food standards that, when adopted, will provide the much-needed legal framework identified in the Zero Hunger Strategic Review as a priority to achieve SDG2.

WFP undertook extensive advocacy of resilience building activities to donors and hosted several in-country missions including the European Community Humanitarian Aid Office (ECHO), the European Commission (EU), the German Agency for International Cooperation (GIZ) and the International Fund for Agricultural Development (IFAD). WFP hosted site visits to its FFA pilot sites to show-case opportunities to support national efforts and technical assistance in Integrated Catchment Management (ICM) - an EU funded initiative which promotes environmental planning approaches through sustainable resource management. In addition, discussions with several key donors such as China, Japan, the Republic of South Africa (RSA) and the World Bank (WB) continued. WFP together with various government ministries jointly submitted several successful funding proposals, including the Government of Japan and the Republic of China, to ensure ECCD feeding in 2019.

Further, WFP in partnership with the Lesotho Meteorological Service (LMS) submitted a USD 10 million proposal to the Adaptation Fund (AF) that, if approved, will work with vulnerable communities in Lesotho's drought prone areas to strengthen their ability to withstand and adapt to the impact of climate change through food security and nutrition-sensitive actions.

WFP successfully developed a joint proposal with UNICEF and FAO to enhance the capacity of the Government to respond to disasters, mitigate risks and reduce the vulnerability of disaster affected communities by strengthening early warning, early action and shock responsive social protection systems. The three agencies were awarded some EUR 700,000 of which EUR 203,000 was allocated to WFP. Most of the work will be undertaken in 2019 and the project will run until April 2020.

WFP also embarked on efforts to strengthen partnerships with the private sector and is developing a private sector engagement strategy based on shared values. The private sector has a major role to play in stimulating local economies and helping to eradicate poverty. WFP will continue to work with smallholder farmers and their organizations to improve food quality and access formal markets - through the home-grown school feeding agenda - as well as prospecting opportunities to partner with private sector entities such as Vodacom in the emergency response planned to start in January 2019.



Programme Performance

Strategic Outcome 01

Households in chronically food insecure areas are able to meet their basic food and nutrition requirements throughout the year, including in times of shock

Interventions under this outcome aimed at building resilience among chronically food insecure communities through Food Assistance for Assets (FFA) activities that promote recovery and build longer-term resilience in areas recurrently affected by shocks.

With emphasis placed on productive assets that have the potential to gradually offset the need for food assistance during annual lean seasons, WFP supported communities to identify and rehabilitate a variety of key assets and structures like rangeland, beekeeping, poultry farming and infiltration trenches. In 2018, WFP focused on strengthening support to address capacity gaps and other challenges faced by key ministries, including the Ministry of Forestry, Range and Soil Conservation (MoFRSC) to design and implement effective social assistance including food and nutrition security monitoring, assessment and analysis, early warning and risk management.

Activity 1.1: Strengthen the resilience of communities in shock-prone areas

Due to funding shortfalls, WFP had to suspend Food Assistance for Assets activities in April affecting 8,000 beneficiaries. However, funds were available for technical assistance and capacity strengthening activities and these continued unabated. This involved working closely with MoFRSC on supporting policy advocacy, technical capacity development and project implementation in the most disaster-prone districts of Maseru, Berea and Butha-Buthe. WFP supported FFA programmes were in the former districts while support to MoFRSC took place in the latter districts. Capacity strengthening efforts involved advocacy efforts to create awareness of the benefits of the programme.

Findings of an impact study conducted in 2017 by the National University of Lesotho on the national public works programme were officially endorsed by the Government, reinforcing MoFRSC's commitment to improve the targeting, monitoring and application of soil and water conservation (SWC) techniques.

WFP seconded an environmental specialist to work with MoFRSC to develop new technical guidelines for the public works programme that include aspects of nutrition and gender sensitivity, as well as shock responsiveness. WFP also supported two study tours for MoFRSC technical staff and other relevant partners including the DMA, the Ministry of Local Government and the Department of Water Affairs. The study tour to Ethiopia was jointly supported by WFP and World Bank in Lesotho and eSwatini, and aimed at enhancing the

understanding of shock responsive safety nets and quality assurance features of Ethiopia's public works programme and provided an opportunity for exchange of knowledge between the three countries. The study tour to the South African province of the Eastern Cape raised awareness among MoFRSC technical staff on the potential of orchard and bamboo production in Lesotho. Both study tours resulted in a shift of mindset within MoFRSC on how they perceive design and implementation of the public works programme. Importantly, the MoFRSC appreciated the need to work with different partners and integrate different activities to achieve the intended objective of alleviating poverty. The technical guidelines will guide the effective implementation of public works within the framework of Integrated Catchment Management (ICM) - an approach that looks at sustainable resource management from a catchment perspective - and will be finalized in early 2019 following consultations with key stakeholders including the Government, UN, academia, NGOs and local communities.

With ECHO support, WFP trained MoFRSC technical staff on process monitoring and quality assurance measures in the creation of physical and biophysical assets using the ICM approach. WFP also trained district staff to monitor sites where WFP is supporting the public works programme, leading to the formal appointment of Monitoring and Evaluation focal points within the ministry. A food security baseline assessment in the three pilot sites where MoFRSC and WFP have been working together was done to monitor the impact of the new technical guidelines over the next three years.

WFP used community-based planning and participatory processes (CBPP) to assist communities - men, women and vulnerable groups including the elderly and disabled - to actively participate in Food Assistance of Asset project selections. This process brought together multiple stakeholders to develop community-driven action plans including resourcing strategies. In partnership with Women and Law in Southern Africa (WLSA), complementary gender awareness sessions were conducted to challenge norms and assumptions and address beneficiary protection issues. WFP also launched Seasonal Livelihood Programming (SLP) in Maseru district and will be scaled up in other districts in 2019. The application of SLP will enhance capacity of the districts and communities to identify key challenges and priorities, and explore local solutions to food and nutrition related problems. The technical guidelines that WFP helped develop were informed by and promote the application of these tools.

While communities embarked on environmental management activities, WFP mobilized other partners. such as FAO and the Ministry of Agriculture, to support activities that contribute to nutrition outcomes such as vegetable gardens, beekeeping and poultry farming.



Despite a lack of funding, communities continued to work where possible - even without the cash transfers - signifying ownership and community awareness of the importance and value of sustaining good practices. This positive practice was attributed to robust sensitization during the CBPP through which communities themselves identified the assets they would create.

The results of post distribution monitoring showed improved food consumption for both male- and female-headed households, with more than half the households recording acceptable food consumption. More than 90 percent of households in the two districts consumed vitamin A rich foods every day, while more than 80 percent consumed protein rich foods at least once a week. Female-headed households showed improved consumption - a positive achievement towards the targets. However, the proportion of households reverting to negative coping strategies increased, while consumption-based coping strategy index (rCSI) stabilized in Quthing and deteriorated in Mohale's Hoek. This was attributed to the fact that, in March, the two districts experienced heavy rains, flash floods and hailstorms that resulted in damaged infrastructure, loss of lives and livelihoods leading to many households diverting their incomes from buying food to meeting other needs. The Minimum Dietary Diversity for women (MDD-W) was not measured due to inadequate resources.

Strategic Outcome 02

School children in food insecure areas have access to nutritious food throughout the year

WFP has been supporting the Government of Lesotho to implement the school feeding programme and provides technical support to the Ministry of Education and Training (MoET) in view of handing over the programme by 2020. The outcome focuses on ensuring that the Government has the right capacity in place to effectively manage a school feeding programme that allows children in food insecure areas to have regular access to nutritious foods.

Activity 2.1: Provide capacity strengthening and implementation support to government bodies responsible for the national school feeding programme.

Attendance was reported to be high throughout the year, with girls' attendance (94 percent) marginally higher than that of boys (93 percent). Support to ECCD centres was constrained by lack of funding; 49,981 (24,491 boys and 25,490 girls) children received one meal instead of two for only 22 out of 180 school days. The verification exercise that was carried out by the Government in collaboration with WFP revealed that some ECCD centres were even compelled to close completely due to the lack of school feeding support.

To address the hygiene and nutrition challenges that were observed in many ECCD centres, WFP worked in partnership with Technologies for Economic Development (TED), the Ministries of Health and Agriculture as well as the Food and Nutrition Coordination Office (FNCO) to sensitize and train on water, sanitation and hygiene, nutrition education and the establishment of vegetable gardens in four districts. The trainings reached 400 participants including teachers, community leaders, parents and cooks. The cooks have since improved the food handling and overall kitchen hygiene and participation of community members in setting up sanitation facilities, especially in the ECCD centres, has improved. WFP also mobilized other partners for Vitamin A and deworming supplementation as well as the distribution of sanitary towels to approximately 200 destitute girls as part of the commemoration of Menstrual Hygiene Day (28 May). Plans are underway to make this initiative a long-term project to combat absenteeism. Guided by WFP's global partnership with the YUM! Brand, Kentucky Fried Chicken (KFC) in Lesotho continued to support seven ECCD centres with food in Butha-Buthe, Leribe, Maseru and Mafeteng districts, while WFP provided garden tools to assist in the establishment of school gardens.

With WFP's technical support, a draft of a monitoring and evaluation framework for the national school feeding programme aligned to the national school feeding policy was developed and shared with key stakeholders, with plans to finalize the framework in 2019. Furthermore, WFP and MoET jointly commissioned a decentralized evaluation of the school feeding programme to assess its achievements in terms of education outcomes and the broader poverty and employment creation objectives. Findings confirmed that the programme, as a universal social protection instrument, was contributing in varying degrees to employment creation as well as increased enrolment, attendance and overall educational outcomes. The evaluation also provided recommendations that will assist the Government and WFP in the next phase of transition for handover. WFP and MoET have started working on the communication and dissemination strategy to ensure utilization of the findings and recommendations. WFP also supported MoET in the completion of the national school feeding policy guidelines, and finalization of an abridged and translated versions of the National School Feeding policy. The dissemination of these documents will be done in 2019.

Further, as part of south-south cooperation, WFP supported and led the school feeding delegation from Lesotho to participate in the Global Child Nutrition Forum in Tunisia with the theme "National School Meals Programmes for Food and Nutrition Security and Multiple Social Benefits". This important meeting was led by the Honorable Minister of Education and Training and provided the Government with opportunities to network and explore potential areas of

engagement with a variety of partners including the United States Department of Agriculture, and learn from the experiences of other countries.

In line with the Government's ambitions of adopting a home-grown approach to its national school feeding programme, WFP worked with partners (government ministries, FAO, NGOs and CSOs) in linking smallholder farmers (SHFs) to the school feeding market. Approximately 400 SHFs (34 percent women) from six farmers' organizations were trained on the WFP procurement process, pricing, basics in post-harvest handling and storage, and they were subsequently registered as WFP vendors in preparation for local food procurement. The groups were then to supply quality beans directly to WFP (with 100 percent contract delivery), and maize meal indirectly through Lesotho Flour Mills. A total of 270 mt of beans were procured locally, of which 156 mt were purchased directly from farmers organizations, while 114 mt was purchased through traders. Additionally, 3,800 mt of maize meal were procured locally through a local miller. A total of USD1.4 million was paid directly and indirectly to the farmers, with savings on commodity and internal transport of about USD 330,000. An additional 17 farmer organizations (700 SHFs membership with 43 percent women) in Maseru district were assessed and seven of them were prequalified for WFP vendor registration in 2019.

In terms of the results, monitoring of SFP was done using monthly school feeding reporting forms which included data on enrolment and attendance of girls and boys as well as utilization of food. WFP staff and MoET school feeding officers collected quantitative data on feeding, food storage, handling and preparation, hygiene and complementary activities using the questionnaire that was developed jointly by MoET and WFP. One area where 2018 results differed from previous years was the higher number of boys enrolled in SFP compared to girls. The change was attributed to the Government's efforts to review enrolment for primary school children. Monitoring results also confirmed that the majority of children from food insecure households benefitted from school feeding through the assurance of two meals per day which encouraged and facilitated children's school enrolment and sustained attendance throughout the year.

Strategic Outcome 03

Targeted populations in prioritised districts have improved nutritional status in line with national targets by 2023

In line with the Zero Hunger Strategic Review (ZHSR) recommendations, the Government is committed to reducing all forms of malnutrition. WFP supports Lesotho's 2020 Vision that promotes good health, advocates to reverse the HIV and AIDS pandemic and ensure education for a more healthy and well-developed human resource base by 2020, by supporting the Government

through concerted multisectoral actions that are both nutrition specific and nutrition sensitive.

Activity 3.1: Provide chronic malnutrition prevention services to at risk populations in targeted areas.

Stunting prevention activities, through the distribution of specialized nutritious products (Super Cereal Plus) targeting children aged between 6 to 23 months, were carried out as planned in the two prioritised districts of Mokhotlong and Thaba Tseka, where stunting is the highest in the country, with levels exceeding 40 percent. However, in April, WFP was forced to suspend this activity due to lack of resources, with only 5 percent of the planned commodities distributed. Following the suspension, it was observed that some clients stopped attending health facilities to receive complementary routine health and nutrition services.

WFP continued to support the Food and Nutrition Coordinating Office (FNCO) and line ministries to coordinate, plan, implement and monitor a variety of national nutrition programmes aimed at addressing all aspects of malnutrition. WFP, in collaboration with UN agencies and other stakeholders, contributed to the finalization of the National Food and Nutrition Strategy and the costed action plan through participation in technical and advocacy meetings as a key stakeholder.

Despite significant progress made by the country to reduce chronic malnutrition, more than half of the population of children under the age of five years suffer iron deficiency and 89 percent of them do not attain minimum acceptable diet (MAD). The findings of post distribution monitoring conducted in April indicated that the proportion of children 6-23 months of age who received (MAD) increased significantly compared to 2017. To that end, WFP, with the financial support from GAIN, supported the Government to initiate the development of food fortification legislation and standards of the four most consumed food commodities: maize meal flour, wheat flour, vegetable oil and sugar. This process will be finalized in 2019. WFP also lobbied funds on behalf of the Government to undertake a Fill the Nutrient (FNG) study in 2019 to help generate data that can identify and analyse nutrient intake inadequacies in terms of quantity and quality of food consumed, and to promote demand for consumption of diversified nutritious foods.

WFP as a key partner in the UN Network (UNN) in Lesotho, provided secretariat support to the Network and overall financial management and reporting. WFP was also active in supporting the country-led REACH (Renewed Efforts Against Child Hunger and Undernutrition) initiative, collaborating with UNICEF, FAO and WHO to scale up viable nutrition activities that are in line with the Scaling Up Nutrition (SUN) movement's objectives. WFP supported the completion of the Lesotho Stakeholder and Nutrition Action Mapping exercise to help enhance and



encourage multi sectoral coordination for improved planning, implementation and monitoring of core nutrition actions (CNAs) at national and district levels. This was a key recommendation of the Zero Hunger Strategic Review.

WFP also supported a multi-sectoral nutrition governance capacity gap and needs assessment focusing on the coordination office and the other line ministries to help the Government and partners effectively engage in SUN processes at all levels. The assessment report showed that human, institutional and organizational capacities of the coordinating board and the line ministries remain weak at all levels and require serious enhancement. Based on the assessment findings, a costed capacity-building plan was formulated with support from WFP and other agencies to address identified gaps.

Activity 3.2: Provide cash and/or food transfers to households of acutely malnourished ART and TB DOT clients.

WFP planned to provide nutritional support to undernourished ART clients in line with global, continental and national targets to curb the pandemic. However, it was unable to implement this activity for most of the year, due to lack of funding which compromised treatment uptake, adherence, retention into care and treatment making it difficult for the Government to achieve the 90-90-90 UNAIDS target (by 2020, 90 percent of all people living with HIV will know their status, 90 percent will receive sustained antiretroviral therapy, and 90 percent of all people receiving antiretroviral therapy will have viral load at an undetectable level).

WFP's efforts included technical assistance to the National AIDS Commission to review the five-year HIV National Strategic Plan 2018/2019 - 2023/2024 to ensure that nutrition is strategically integrated into HIV programmes. WFP, as the lead convener of the UNAIDS Social Protection portfolio, provided technical and financial support to the Government to assess HIV sensitivity in different social protection programmes. Findings and recommendations will inform the country's capacity to Fast-Track Commitment on social protection. Technical and financial support was also provided for training of Anti-Retroviral Therapy (ART) advisory committees in the four districts to strengthen ART uptake and adherence counselling and follow up of ART clients in the districts, with plans to cover the remaining districts in 2019.

WFP successfully lobbied for the inclusion of specialised nutritious foods into the tally sheets and requisition/dispensing books used by the Ministry of Health (MoH). This initiative improved the Ministry's ability to manage and maintain more effective records and timely commodity requests for replenishment.

WFP conducted a lesson learnt exercise to document the impact of the PEPFAR drought response project targeted at vulnerable households and people living

with HIV (PLHIV) affected by 2015/16 El Nino induced drought. The report reflected on the key factors that contributed to the successes, also highlighting challenges and the added value brought by the PEPFAR investment in this response. One of the success factors was the integration of HIV testing services during general food distributions, resulting in almost 2,000 beneficiaries tested for HIV which contributed to the attainment of the first 90 (testing target) of the UNAIDS 90-90-90 targets.

Cross-cutting Results

Progress towards gender equality

Improved gender equality and women's empowerment among WFP-assisted population

WFP's gender mainstreaming efforts focused on tackling root causes behind gender inequalities entrenched in Basotho culture and traditions. Women in Food Assistance for Asset (FFA) activities are often disadvantaged due to the nature of the work (heavy manual labour) as well as gender roles that prevent them from participating in these programmes. WFP encouraged mixed work groups of men and women while FFA work-norms were revisited with a strong gender focus to increase women's participation. For instance, 30-minute breaks were periodically granted to allow women to breastfeed.

The partnership with Women and Law in Southern Africa (WLSA) to undertake gender awareness sessions to FFA participants has contributed positively to the decision-making on the use of cash within supported families, by broadening the understanding of the concept of gender. The proportion of women and men making decisions together on the use of cash has increased compared to baseline from 34 to 95 percent. WFP also saw an increased number of women in leadership positions, with an equal proportion between women and men.

Under the local purchase initiative, which linked smallholder farmers to the school feeding programme, WFP sought to work with at least 50 percent women farmers. In Lesotho, the agriculture sector is the most challenging to infuse gender issues because the main obstacles to women's participation are structural and rooted in culture. Women have less access and control of agricultural resources and technologies than men, which makes it difficult for them to graduate from subsistence farming to market-based agriculture. To address this issue, WFP undertook community sensitisation to invite and encourage women cooperatives to participate in this local purchase opportunity which resulted in 34 percent of participants being women. Follow-ups were done with sampled households and all women farmers reported that this initiative was an opportunity to increase income and expand business opportunities. Lack of agricultural schemes/loans and rural financing services is a persistent problem in Lesotho. Therefore, in 2019, WFP will explore opportunities to raise visibility in this area and help link farmer organisations with financial institutions. The baseline exercise conducted before the start of this pilot revealed that men have more access to collateral than women, a fundamental requirement by all commercial banks in accessing loans to increase production and productivity.

WFP also partnered with the Child Gender and Protection Unit (CGPU) and MOH to support awareness raising campaigns in promoting gender equity and women rights, including sexual reproductive health and prevention of gender-based violence. Women have limited control over their own sexual reproductive health,

which underlines a need to enhance general understanding of gender issues and women's rights. The promotion of women's social and economic empowerment was a priority. In partnership with the Ministry of agriculture, income generating activities (IGA) such as dress making, and knitting were promoted to increase the livelihood base of caregivers although this was hampered when distributions stopped.

Protection

Affected populations are able to benefit from WFP programmes in a manner that ensures and promotes their safety, dignity and integrity

Food insecurity and poverty increase the prevalence of sexual and gender-based violence, as the 2017 UNFPA baseline study demonstrated, undermining efforts to ensure household and national food security and nutrition. WFP integrated Gender Based Violence awareness-raising sessions into all its programmes to promote the safety, dignity and respect of all WFP-supported beneficiaries and to advance the policy of "do no harm" through its programmes. WFP partnered with Women and Law in Southern Africa (WLSA) and the Child Gender and Protection Unit (CGPU) of the Ministry of Police as specialised institutions mandated with protection education to including effective coordination and management of referrals of protection issues among supported beneficiaries.

For its resilience activities, WFP contracted a bank to provide cash transfer services in safe urban locations that were readily accessible by all FFA participants while for stunting prevention activities, caregivers of children aged 6-23 months, mostly women and adolescent girls, were supported through health facilities and outreach points that are available across all ten districts of the country. These collection points were used as platforms to conduct group discussions and individual awareness sessions. Sessions provided information on protection issues, human rights education, information sharing on existing policies and legal frameworks in the country that address GBV, details on reporting and referral channels to use in reporting cases of abuse. The sensitisation sessions further focused on promoting positive gender relations to enhance the effectiveness of these interventions.

WFP's awareness-raising sessions engaged beneficiaries to identify risks they felt they were being exposed to through WFP' supported programmes, with theft and increased domestic violence/tension over the use of entitlement cited as the main risks. This analysis generated early warning information and practical mitigation actions, for which WFP, partners and beneficiaries were able to take immediate and collective action. Some of the protection measures adopted included walking in pairs or groups from collection points (health facilities and banks), men who accompanied their partners to distribution centres and banks having dedicated tellers to serve beneficiaries as a strategy to reduce waiting



times. GBV brochures were also translated into Sesotho and distributed among beneficiaries as reference material to share with their family members, friends, relatives and other community members and to reinforce the learning. PDM results demonstrated that all beneficiaries registered in resilience and nutrition activities were able to access WFP assistance without major protection challenges.

WFP documented all observed challenges and lessons learnt and they will inform the design of new interventions. In 2019, through the ICSP and the new CSP, partnerships with rights-based organizations will be scaled up to cover all WFP activities.

Accountability to affected populations

Affected populations are able to hold WFP and partners accountable for meeting their hunger needs in a manner that reflects their views and preferences

WFP, together with stakeholders including Ministries of Education and Agriculture, the Disaster Management Authority (DMA), the Food Management Unit (FMU) and cooperating partners – adopted the IASC ADAPT and ACT gender checklist to analyse gender aspects in selecting food distribution points. Participatory sessions were conducted with community leaders and beneficiaries to gather their concerns and opinions. WFP put in place various complaints and feedback mechanisms (CFM) such as suggestion boxes and a national toll-free number as well as FFA committees to receive complaints.

Under the local purchase initiative, WFP led joint sensitization exercises with government partners and NGO partners aimed at creating awareness. Sensitisation efforts helped revive farmers organisations, especially those led by women, while the Department of Cooperatives assisted with formal registration of new groups. To ensure meaningful participation by women, separate discussions were held with women to better understand specific cultural, practical and security-related obstacles women might face. Different communication channels were employed for this purpose, ranging from focus group discussions to the use of community radios, the media and development of questions & answers leaflets that were distributed throughout agricultural resource centres and other places of public interest to get communities' buy in. To increase women representation, WFP included gender requirements to encourage all interested organisations to ensure a level of women representation as a basic criteria. All six farmers organisations had mixed membership of men and women and there were no reported cases of gender-based discrimination directed at women members.

WFP expanded to all its programmes the use of a national toll-free number, managed by the National University of Lesotho (NUL) that was set up in 2016 during the El Nino drought response. WFP supported more than 2,900 schools (900 primary and 2,000 ECCD centres), many of which are in remote areas. The expansion of this platform was a complementary system for detecting issues early, that WFP and partners could either prevent, mitigate, or resolve before they escalated into more serious issues that would require extra resources to address. For example, where commodity deliveries were delayed, schools used the toll-free number to report cases and remedial actions were promptly taken. Suggestion boxes were also placed in the district education offices across the country to collect feedback regarding school feeding programme. Concerns that were raised were reviewed and analysed on a monthly basis by a committee comprised of WFP, MOET, FMU and DMA acting an independent entity to safeguard transparency. However, timely review and feedback posed a challenge in many districts.

Building on the CFM platforms that WFP put in place following the 2016 response to the El Nino-induced drought, WFP in collaboration with International Organization for Migration (IOM) and the Lesotho Red Cross Society have submitted a proposal to ECHO to develop and scale up a national mechanism in 2019.

Saving Land

Ha Khitsane village in Mohale's Hoek is built on sand. In spring, daffodils sprout between patches of parched grass. Behind her house, Mpomonaheng Belete is planting peach trees. It is a way of restoring land that storms and drought have worn away. Scribbled across the land surrounding the village are dongas, deep gullies spread across much of Lesotho, which render the ground unusable for agriculture.

Encircled by South Africa, Lesotho is a country of mountains and waterfalls. Seventy-two percent of its people live in the countryside, raising livestock and home vegetable gardens, planting maize, wheat and corn. But only nine percent of Lesotho's land is suitable for farming, and this land is steadily deteriorating, as climate change makes floods and drought increasingly common.

In 2013, the World Food Programme partnered with the government in its Fato Fato programme, an initiative which paid rural people in food or cash in return for their work to halt or reverse land degradation.

To take part in Fato Fato, villages came together to select the most vulnerable members of their community to work on the project. In Ha Khitsane, widows who were raising children and grandchildren were among those selected.

Mpomonaheng's husband became ill after years of mining and died five years after returning to the village. She lives with her son whilst her daughter looks for work in South Africa. Mpomonaheng looks after her daughter's three children, who go to the local primary school. She has been working in a WFP programme, called Food Assistance for Assets (FFA).

In 2015, El Nino swept across Southern Africa, wreaking havoc and destroying farmers' livelihoods. In Lesotho, the Government declared a national emergency, as drought damaged that year's crops.

At the same time, funding for Fato Fato ran out in Mohale's Hoek, and villages such as Ha Khitsane stopped receiving cash. In 2017, WFP revived the projects in the areas most vulnerable to hunger. Participants worked on a voluntary basis, and Mpomonaheng has been working on the programme since.

Mathibela Letate is another woman working on the project. Her husband was also a miner working in South Africa, who has since passed away. Of her eight children, three are still alive. She lives with two of her children and three grandchildren. "When we were asked if we wanted to work on the land, we never hesitated."

Roughly once a week, Mpomonaheng and Mathibela go to the work site, about an hour's walk from the village, to collect rocks, which the men then use to build the stone lines which trap water and falling rocks and water, preventing the

ground from sliding away. Everything is quiet except for the murmur of voices, punctuated by the sharp sound of a pickaxe repeatedly being buried in the ground, preparing the ground for the planting of fruit trees.

Both women say they are hopeful for the future of their village. They see the results of their labour. After years of failure, grass is now growing again, feeding animals or providing material for roundels, thatched buildings typical of Lesotho. "We're willing to do what's necessary for the land," said Mathibela. Mpomonaheng added, "The whole village is unified in this. I promise, we will look after what's ours."



Figures and Indicators

Data Notes

Summary

Cover page photo © WFP Tsepiso Anna Moreboli

Children receiving WFP-supported school meals at Senqu ACL Primary School in Likhang Village, Senqu, Lesotho

Context and operations

[1] Using the USD 1.25 per day international poverty line.

[2] Bureau of Statistics 2014. 2010/2011 Household Budget Survey, Analytical Report, Volume 1. Available at http://www.bos.gov.ls/New%20Folder/Copy%20of%20Economics/HBS_report_2010-2011.pdf.

[3] 2.1 percent males and 1.6 percent females.

[4] World Bank, 2015. Lesotho: Systematic country diagnostic (English). Washington, D.C.: World Bank Group. Available at <http://documents.worldbank.org/curated/en/371421468188678379/Lesotho-Systematic-country-diagnostic>.

[5] www.unicef.org/infobycountry/Lesotho_stats

[6] <http://www.finance.gov.ls/documents/budget%20speeches/Budget%20Speech%202018-19%20Final.pdf>

[7] Ministry of Finance. Kingdom of Lesotho 2018/19–2020/21 Budget Strategy Paper. Available at http://www.finance.gov.ls/documents/budget%20book/BSP%20_%202018-19.pdf.

[8] Office of the Prime Minister 2019. Lesotho Zero Hunger Strategic Review 2018. Available at <https://reliefweb.int/report/lesotho/lesotho-zero-hunger-strategic-review-2018>.

[9] Ashwini et al (2016): Gender differences in Child Investment Behaviour among Agricultural Households – Evidence from the Lesotho Child Grants Programme. WIDER Working Paper 2016/17.

[10] Ministry of Health/Lesotho and ICF International. 2016. Lesotho Demographic and Health Survey 2014. Maseru, Lesotho: Ministry of Health/Lesotho and ICF International. Available at <https://dhsprogram.com/publications/publication-fr309-dhs-final-reports.cfm>

Programme performance

Strategic outcome 01

Food expenditure share was not measured due to the short duration as a consequence of resource constraints.

The following indicators were not measured pending methodology refinement- Proportion of the population in targeted communities reporting benefits from enhanced livelihood asset base, Zero hunger capacity scorecard and Emergency preparedness capacity index.

Strategic outcome 02

There are no follow-up values for the drop out rate because of lack of resources. Going forward the indicator will be integrated in the monitoring checklist, rather than treated as a stand-alone indicator.



Beneficiaries by Age Group

Beneficiary Category	Gender	Planned	Actual	% Actual vs. Planned
Total Beneficiaries	male	126,884	130,842	103.1%
	female	139,366	130,840	93.9%
	total	266,250	261,682	98.3%
By Age Group				
Adults (18 years plus)	male	7,680	6,019	78.4%
	female	11,270	8,635	76.6%
	total	18,950	14,654	77.3%
Children (24-59 months)	male	0	25,645	-
	female	0	24,336	-
	total	0	49,981	-
Children (5-18 years)	male	91,200	95,514	104.7%
	female	98,800	94,205	95.3%
	total	190,000	189,719	99.9%
Children (6-23 months)	male	0	3,664	-
	female	0	3,664	-
	total	0	7,328	-
Children (under 5 years)	male	28,004	0	-
	female	29,296	0	-
	total	57,300	0	-

Beneficiaries by Residence Status

Residence Status	Planned	Actual	% Actual vs. Planned
Resident	266,250	261,681	98.3%

Annual Food Distribution (mt)

Commodities	Planned Distribution (mt)	Actual Distribution (mt)	% Actual vs. Planned
Strategic Result 1: Everyone has access to food			
Strategic Outcome: School children in food insecure areas have access to nutritious food throughout the year			
Maize Meal	6,210	4,818	77.6%
Corn Soya Blend	540	63	11.7%
Iodised Salt	103	90	87.4%
Sugar	342	267	78.2%
Vegetable Oil	477	284	59.6%
Beans	410	359	87.5%
Peas	841	0	-
Split Peas	0	471	-
Strategic Result 2: No one suffers from malnutrition			
Strategic Outcome: Targeted populations in prioritised districts have improved nutritional status in line with national targets by 2023			
Maize Meal	288	0	-
Corn Soya Blend	791	81	10.2%
Vegetable Oil	29	0	-
Peas	86	0	-

Annual CBT and Commodity Voucher Distribution (USD)

Modality	Planned Distribution (CBT)	Actual Distribution (CBT)	% Actual vs. Planned
Strategic Result 1: Everyone has access to food			
Strategic Outcome: Households in chronically food insecure areas are able to meet their basic food and nutrition requirements throughout the year, including in times of shock			
Cash	1,497,600	548,572	36.6%

Output Indicators

Detailed Indicator	Unit	Target Value	Actual Value	% Achieved
Strategic Result 1: Everyone has access to food				
Strategic Outcome 01: Households in chronically food insecure areas are able to meet their basic food and nutrition requirements throughout the year, including in times of shock				
Output A: Targeted food insecure communities benefit from creation and/ or rehabilitation of nutrition-sensitive assets and skills development that improve food security and build resilience to natural shocks and climate change				
Act 01. 1 Strengthen the resilience of communities in shock-prone areas				
Quantity of bee keeping equipment items distributed	item	120.0	120.0	100.0
Output D: Targeted food insecure communities benefit from creation and/ or rehabilitation of nutrition-sensitive assets and skills development that improve food security and build resilience to natural shocks and climate change				
Act 01. 1 Strengthen the resilience of communities in shock-prone areas				
Hectares (ha) of community woodlots	Ha	100.0	100.0	100.0
Hectares (ha) of gully land reclaimed as a result of check dams and gully rehabilitation structures	Ha	30.0	22.0	73.3
Hectares (ha) of land cleared	Ha	40.0	28.0	70.0
Strategic Result 1: Everyone has access to food				
Strategic Outcome 02: School children in food insecure areas have access to nutritious food throughout the year				
Output C: School children targeted by the national school feeding programme benefit from improved design, finance and implementation capacity of the government that helps meet their basic food and nutritious needs and increase access to education				
Act 02. 2 Provide capacity strengthening and implementation support to government bodies responsible for the national school feeding programme				
Number of Menstrual Hygiene & Management (MHM) trainings organized	event	2.0	4.0	200.0
Number of training sessions/workshop organized	training session	10.0	-	0.0
Number of cooks trained in nutrition, hygiene and safe food handling	individual	100.0	400.0	400.0
Number of district staff/teachers/community members that are trained with support from WFP in home grown school feeding programme design, implementation and other related areas (technical/strategic/managerial)	individual	500.0	800.0	160.0
Number of teachers trained in health, nutrition and hygiene education	individual	200.0	400.0	200.0
Number of technical assistance activities provided	unit	8.0	16.0	200.0
Number of training sessions/workshop organized	training session	-	3.0	0.0

Detailed Indicator	Unit	Target Value	Actual Value	% Achieved
Strategic Result 2: No one suffers from malnutrition				
Strategic Outcome 03: Targeted populations in prioritised districts have improved nutritional status in line with national targets by 2023				
Output C: At risk populations benefit from the Government's improved ability to coordinate, design and implement nutrition services in order to address nutritional requirements and enhance access to health services				
Act 03. 3 Provide chronic malnutrition prevention services to at risk populations in targeted areas				
Number of capacity strengthening activities with gender equality mainstreamed	Number	2.0	1.0	50.0
Number of counterparts trained in capacity development on MCHN and nutrition activities	individual	400.0	250.0	62.5
Number of technical assistance activities provided	unit	6.0	5.0	83.3

Outcome Indicators

Target / Location	Modalities	Activities	Gender	Base Value	Latest Follow Up	Year End Target	CSP End Target	Date/Source/Means of Collection
Strategic Result 1 - Everyone has access to food								
Strategic Outcome 01: Households in chronically food insecure areas are able to meet their basic food and nutrition requirements throughout the year, including in times of shock								
Outcome Indicator: Consumption-based Coping Strategy Index (Average)								
Mohale's Hoek	ACL: 1 Strengthen the resilience of communities in shock-prone areas	Cash	male	4.50	7.30	<4.50	≤4.50	Base Value: 2017.05, Secondary data, PDM Latest Follow-up: 2018.04, WFP programme monitoring, PDM Year end Target: 2018.12 CSP end Target: 2019.06
			female	6.50	9.70	<6.50	≤6.50	
			overall	5.60	8.20	<5.60	≤5.60	
Quthing	ACL: 1 Strengthen the resilience of communities in shock-prone areas	Cash	male	5.60	5.50	<5.60	≤5.60	Base Value: 2017.05, Secondary data, PDM Latest Follow-up: 2018.04, WFP programme monitoring, PDM Year end Target: 2018.12 CSP end Target: 2019.06
			female	6.20	5	<6.20	≤6.20	
			overall	5.30	5.30	<6	≤6	
Outcome Indicator: Food Consumption Score – Nutrition / Percentage of households that consumed Hem Iron rich food daily (in the last 7 days)								
Mohale's Hoek	ACL: 1 Strengthen the resilience of communities in shock-prone areas	Cash	male	3.90	0	>3.90	>3.90	Base Value: 2017.05, Secondary data, PDM Latest Follow-up: 2018.04, WFP programme monitoring, WFP Monitoring Year end Target: 2018.12 CSP end Target: 2019.06
			female	4.90	2.80	>4.90	>4.90	
			overall	4.50	1	>4.50	>4.50	

Target / Location	Modalities	Activities	Gender	Base Value	Latest Follow Up	Year End Target	CSP End Target	Date/Source/Means of Collection
Quthing	ACL: 1 Strengthen the resilience of communities in shock-prone areas	Cash	male	2.50	3.60	>2.50	>2.50	Base Value: 2017.05, WFP programme monitoring, PDM Latest Follow-up: 2018.04, WFP programme monitoring, WFP Monitoring Year end Target: 2018.12 CSP end Target: 2019.06
			female	2.90	0	>2.90	>2.90	
			overall	4.50	2.20	>2.20	>2.20	
Outcome Indicator: Food Consumption Score – Nutrition / Percentage of households that consumed Protein rich food daily (in the last 7 days)								
Mohale's Hoek	ACL: 1 Strengthen the resilience of communities in shock-prone areas	Cash	male	27.30	22.60	≥27.30	>27.30	Base Value: 2017.05, Secondary data, PDM Latest Follow-up: 2018.04, WFP programme monitoring, WFP Monitoring Year end Target: 2018.12 CSP end Target: 2019.06
			female	27.00	11.10	≥27.00	>27.00	
			overall	27.10	18.40	≥27.10	>27.10	
Quthing	ACL: 1 Strengthen the resilience of communities in shock-prone areas	Cash	male	23.50	46.40	≥23.50	>23.50	Base Value: 2017.05, WFP programme monitoring, PDM Latest Follow-up: 2018.04, WFP programme monitoring, WFP Monitoring Year end Target: 2018.12 CSP end Target: 2019.06
			female	18.60	48.60	≥18.60	>18.60	
			overall	20.80	47.30	≥20.80	>20.80	
Outcome Indicator: Food Consumption Score – Nutrition / Percentage of households that consumed Vit A rich food daily (in the last 7 days)								
Mohale's Hoek	ACL: 1 Strengthen the resilience of communities in shock-prone areas	Cash	male	37.50	87.80	≥37.50	>37.50	Base Value: 2017.05, Secondary data, PDM Latest Follow-up: 2018.04, WFP programme monitoring, WFP Monitoring Year end Target: 2018.12 CSP end Target: 2019.06
			female	35.00	92.30	≥35.00	>35.00	
			overall	36.10	89.60	≥36.10	>36.10	

Target / Location	Modalities	Activities	Gender	Base Value	Latest Follow Up	Year End Target	CSP End Target	Date/Source/Means of Collection
Quthing	ACL: 1 Strengthen the resilience of communities in shock-prone areas	Cash	male	50.60	90.00	≥50.60	>50.60	Base Value: 2017.05, WFP programme monitoring, PDM Latest Follow-up: 2018.04, WFP programme monitoring, WFP Monitoring Year end Target: 2018.12 CSP end Target: 2019.06
			female	55.90	100.00	≥55.90	>55.90	
			overall	53.60	93.70	≥53.60	>53.60	
Outcome Indicator: Food Consumption Score – Nutrition / Percentage of households that never consumed Hem Iron rich food (in the last 7 days)								
Mohale's Hoek	ACL: 1 Strengthen the resilience of communities in shock-prone areas	Cash	male	51.60	48.40	<51.60	<51.60	Base Value: 2017.05, Secondary data, PDM Latest Follow-up: 2018.04, WFP programme monitoring, WFP Monitoring Year end Target: 2018.12 CSP end Target: 2019.06
			female	56.40	58.30	<56.40	<56.40	
			overall	54.30	52.00	<54.30	<54.30	
Quthing	ACL: 1 Strengthen the resilience of communities in shock-prone areas	Cash	male	49.40	35.70	<49.40	<49.40	Base Value: 2017.05, WFP programme monitoring, PDM Latest Follow-up: 2018.04, WFP programme monitoring, WFP Monitoring Year end Target: 2018.12 CSP end Target: 2019.06
			female	55.90	25.70	<55.90	<55.90	
			overall	54.30	31.90	<54.30	<54.30	
Outcome Indicator: Food Consumption Score – Nutrition / Percentage of households that never consumed Protein rich food (in the last 7 days)								
Mohale's Hoek	ACL: 1 Strengthen the resilience of communities in shock-prone areas	Cash	male	18.00	0	<18.00	<18.00	Base Value: 2017.05, Secondary data, PDM Latest Follow-up: 2018.04, WFP programme monitoring, WFP Monitoring Year end Target: 2018.12 CSP end Target: 2019.06
			female	16.00	0	<16.00	<16.00	
			overall	16.80	0	<16.80	<16.80	

Target / Location	Modalities	Activities	Gender	Base Value	Latest Follow Up	Year End Target	CSP End Target	Date/Source/Means of Collection
Quthing	ACL: 1 Strengthen the resilience of communities in shock-prone areas	Cash	male	12.30	0	<12.30	<12.30	Base Value: 2017.05, WFP programme monitoring, PDM Latest Follow-up: 2018.04, WFP programme monitoring, WFP Monitoring Year end Target: 2018.12 CSP end Target: 2019.06
			female	12.70	0	<12.70	<12.70	
			overall	12.60	0	<12.60	<12.60	
Outcome Indicator: Food Consumption Score – Nutrition / Percentage of households that never consumed Vit A rich food (in the last 7 days)								
Mohale's Hoek	ACL: 1 Strengthen the resilience of communities in shock-prone areas	Cash	male	14.80	0	<14.80	<14.80	Base Value: 2017.05, Secondary data, PDM Latest Follow-up: 2018.04, WFP programme monitoring, WFP Monitoring Year end Target: 2018.12 CSP end Target: 2019.06
			female	16.60	0	<16.60	<16.60	
			overall	15.80	0	<15.80	<15.80	
Quthing	ACL: 1 Strengthen the resilience of communities in shock-prone areas	Cash	male	6.20	0	<6.20	<6.20	Base Value: 2017.05, WFP programme monitoring, PDM Latest Follow-up: 2018.04, WFP programme monitoring, WFP Monitoring Year end Target: 2018.12 CSP end Target: 2019.06
			female	6.90	0	<6.90	<6.90	
			overall	6.60	0	<6.60	<6.60	
Outcome Indicator: Food Consumption Score – Nutrition / Percentage of households that sometimes consumed Hem Iron rich food (in the last 7 days)								
Mohale's Hoek	ACL: 1 Strengthen the resilience of communities in shock-prone areas	Cash	male	44.50	51.60	<44.50	<44.50	Base Value: 2017.05, Secondary data, PDM Latest Follow-up: 2018.04, WFP programme monitoring, WFP Monitoring Year end Target: 2018.12 CSP end Target: 2019.06
			female	38.70	38.90	<38.70	<38.70	
			overall	41.20	46.90	<41.20	<41.20	

Target / Location	Modalities	Activities	Gender	Base Value	Latest Follow Up	Year End Target	CSP End Target	Date/Source/Means of Collection
Quthing	ACL: 1 Strengthen the resilience of communities in shock-prone areas	Cash	male	48.10	60.70	<48.10	<48.10	Base Value: 2017.05, WFP programme monitoring, PDM Latest Follow-up: 2018.04, WFP programme monitoring, WFP Monitoring Year end Target: 2018.12 CSP end Target: 2019.06
			female	41.20	74.30	<41.20	<41.20	
			overall	44.30	65.90	<44.30	<44.30	
Outcome Indicator: Food Consumption Score – Nutrition / Percentage of households that sometimes consumed Protein rich food (in the last 7 days)								
Mohale's Hoek	ACL: 1 Strengthen the resilience of communities in shock-prone areas	Cash	male	54.70	77.40	<54.70	<54.70	Base Value: 2017.05, Secondary data, PDM Latest Follow-up: 2018.04, WFP programme monitoring, WFP Monitoring Year end Target: 2018.12 CSP end Target: 2019.06
			female	56.00	88.90	<57.10	<57.10	
			overall	56.00	81.60	<56.00	<56.00	
Quthing	ACL: 1 Strengthen the resilience of communities in shock-prone areas	Cash	male	64.20	53.60	<64.20	<64.20	Base Value: 2017.05, WFP programme monitoring, PDM Latest Follow-up: 2018.04, WFP programme monitoring, WFP Monitoring Year end Target: 2018.12 CSP end Target: 2019.06
			female	68.60	51.40	<68.60	<68.60	
			overall	66.70	52.70	<66.70	<66.70	
Outcome Indicator: Food Consumption Score – Nutrition / Percentage of households that sometimes consumed Vit A rich food (in the last 7 days)								
Mohale's Hoek	ACL: 1 Strengthen the resilience of communities in shock-prone areas	Cash	male	47.70	12.20	<47.70	<47.70	Base Value: 2017.05, Secondary data, PDM Latest Follow-up: 2018.04, WFP programme monitoring, WFP Monitoring Year end Target: 2018.12 CSP end Target: 2019.06
			female	48.50	7.70	<48.50	<48.50	
			overall	48.10	10.40	<48.10	<48.10	

Target / Location	Modalities	Activities	Gender	Base Value	Latest Follow Up	Year End Target	CSP End Target	Date/Source/Means of Collection
Quthing	ACL: 1 Strengthen the resilience of communities in shock-prone areas	Cash	male	43.20	10.00	<43.20	<43.20	Base Value: 2017.05, WFP programme monitoring, PDM Latest Follow-up: 2018.04, WFP programme monitoring, WFP Monitoring Year end Target: 2018.12 CSP end Target: 2019.06
			female	37.30	0	<37.30	<37.30	
			overall	48.60	6.30	<39.90	<39.90	
Outcome Indicator: Food Consumption Score / Percentage of households with Acceptable Food Consumption Score								
Mohale's Hoek	ACL: 1 Strengthen the resilience of communities in shock-prone areas	Cash	male	44.00	55.00	≥43.80	≥43.80	Base Value: 2017.05, Secondary data, PDM Latest Follow-up: 2018.04, WFP programme monitoring, PDM Year end Target: 2018.12 CSP end Target: 2019.06
			female	44.20	47.00	≥44.20	≥44.20	
			overall	44.00	52.00	≥44.00	≥44.00	
Quthing	ACL: 1 Strengthen the resilience of communities in shock-prone areas	Cash	male	59.40	71.00	≥59.40	≥59.40	Base Value: 2017.05, WFP programme monitoring, PDM Latest Follow-up: 2018.04, WFP programme monitoring, PDM Year end Target: 2018.12 CSP end Target: 2019.06
			female	48.50	68.00	≥48.50	≥48.50	
			overall	48.90	70.00	≥48.90	≥48.90	
Outcome Indicator: Food Consumption Score / Percentage of households with Borderline Food Consumption Score								
Mohale's Hoek	ACL: 1 Strengthen the resilience of communities in shock-prone areas	Cash	male	36.00	43.00	≥35.90	≥35.90	Base Value: 2017.05, Secondary data, PDM Latest Follow-up: 2018.04, WFP programme monitoring, PDM Year end Target: 2018.12 CSP end Target: 2019.06
			female	40.50	53.00	≥40.50	≥40.50	
			overall	38.50	46.00	≥38.50	≥38.50	

Target / Location	Modalities	Activities	Gender	Base Value	Latest Follow Up	Year End Target	CSP End Target	Date/Source/Means of Collection
Quthing	ACL: 1 Strengthen the resilience of communities in shock-prone areas	Cash	male	45.70	28.00	≥45.90	≥45.70	Base Value: 2017.05, WFP programme monitoring, PDM Latest Follow-up: 2018.04, WFP programme monitoring, PDM Year end Target: 2018.12 CSP end Target: 2019.06
			female	44.60	27.00	≥44.60	≥44.60	
			overall	45.10	28.00	≥45.10	≥45.10	
Outcome Indicator: Food Consumption Score / Percentage of households with Poor Food Consumption Score								
Mohale's Hoek	ACL: 1 Strengthen the resilience of communities in shock-prone areas	Cash	male	20.00	2	<20.00	=20.00	Base Value: 2017.05, Secondary data, PDM Latest Follow-up: 2018.04, WFP programme monitoring, PDM Year end Target: 2018.12 CSP end Target: 2019.06
			female	15.30	0	<15.30	=15.30	
			overall	17.50	1	<17.50	=17.50	
Quthing	ACL: 1 Strengthen the resilience of communities in shock-prone areas	Cash	male	4.90	1	<4.90	<4.90	Base Value: 2017.05, WFP programme monitoring, PDM Latest Follow-up: 2018.04, WFP programme monitoring, PDM Year end Target: 2018.12 CSP end Target: 2019.06
			female	6.90	5	<6.90	<6.90	
			overall	6	3	<6	<6	
Outcome Indicator: Food Expenditure Share								
Mohale's Hoek	ACL: 1 Strengthen the resilience of communities in shock-prone areas	Cash	male	38.90	-	<38.90	<38.90	Base Value: 2017.05, Secondary data, PDM Year end Target: 2018.12 CSP end Target: 2019.06
			female	41.60	-	<41.60	<41.60	
			overall	40.40	-	<40.40	<40.40	
Quthing	ACL: 1 Strengthen the resilience of communities in shock-prone areas	Cash	male	18.50	-	<18.50	<18.50	Base Value: 2017.05, Secondary data, PDM Year end Target: 2018.12 CSP end Target: 2019.06
			female	23.50	-	<23.50	<23.50	
			overall	21.40	-	<21.40	<21.40	

Target / Location	Modalities	Activities	Gender	Base Value	Latest Follow Up	Year End Target	CSP End Target	Date/Source/Means of Collection
Outcome Indicator: Livelihood-based Coping Strategy Index (Average)								
Mohale's Hoek	ACL: 1 Strengthen the resilience of communities in shock-prone areas	Cash	male	2	16.30	<2	<2	Base Value: 2017.05, Secondary data, PDM Latest Follow-up: 2018.04, WFP programme monitoring, PDM Year end Target: 2018.12 CSP end Target: 2019.06
			female	1.20	25.70	<1.20	<1.20	
			overall	1.90	19.90	<1.60	<1.60	
Quthing	ACL: 1 Strengthen the resilience of communities in shock-prone areas	Cash	male	1.90	18.50	<1.90	<1.90	Base Value: 2017.05, Secondary data, PDM Latest Follow-up: 2018.04, WFP programme monitoring, PDM Year end Target: 2018.12 CSP end Target: 2019.06
			female	2	23.40	<2	<2	
			overall	1.90	20.50	<1.90	<1.90	
Strategic Result 1 - Everyone has access to food								
Strategic Outcome 02: School children in food insecure areas have access to nutritious food throughout the year								
Outcome Indicator: Attendance rate								
Lesotho	SMP: 2 Provide capacity strengthening and implementation support to government bodies responsible for the national school feeding programme	Capacity Strengthening, Food	male	93.00	93.00	>95.00	>95.00	Base Value: 2017.12, WFP programme monitoring, WFP Records Latest Follow-up: 2018.03, WFP programme monitoring, WFP Records Year end Target: 2018.12 CSP end Target: 2019.06
			female	94.00	94.00	>95.00	>95.00	
			overall	93.00	94.00	>95.00	>95.00	
Outcome Indicator: Drop-out rate								

Target / Location	Modalities	Activities	Gender	Base Value	Latest Follow Up	Year End Target	CSP End Target	Date/Source/Means of Collection
Lesotho	SMP: 2 Provide capacity strengthening and implementation support to government bodies responsible for the national school feeding programme	Capacity Strengthening, Food	male	15.00	-	-	<15.00	Base Value: 2017.12, WFP programme monitoring, WFP Records
			female	15.00	-	-	<15.00	
			overall	15.00	-	-	<15.00	
Outcome Indicator: Enrolment rate								
Lesotho	SMP: 2 Provide capacity strengthening and implementation support to government bodies responsible for the national school feeding programme	Capacity Strengthening, Food	male	0.37	4.60	=6	=6	Base Value: 2017.12, WFP programme monitoring, WFP Records Latest Follow-up: 2018.12, WFP programme monitoring, WFP Records Year end Target: 2018.12 CSP end Target: 2019.06
			female	0.36	5.32	=1	=1	
			overall	0	0.25	=4	=4	
Outcome Indicator: Gender ratio								

Target / Location	Modalities	Activities	Gender	Base Value	Latest Follow Up	Year End Target	CSP End Target	Date/Source/Mean of Collection
Lesotho	SMP: 2 Provide capacity strengthening and implementation support to government bodies responsible for the national school feeding programme	Capacity Strengthening, Food	male	-	-	-	-	Base Value: 2017.12, WFP programme monitoring, WFP Records Latest Follow-up: 2018.03, WFP programme monitoring, WFP Records Year end Target: 2018.12 CSP end Target: 2019.06
			female	-	-	-	-	
			overall	0.98	0.94	=1	=1	
Strategic Result 2 - No one suffers from malnutrition								
Strategic Outcome 03: Targeted populations in prioritised districts have improved nutritional status in line with national targets by 2023								
Outcome Indicator: Proportion of children 6--23 months of age who receive a minimum acceptable diet								
Mokhotlong	NPA: 3 Provide chronic malnutrition prevention services to at risk populations in targeted areas	Food	male	7.20	51.90	≥70.00	≥70.00	Base Value: 2017.11, WFP programme monitoring, PDM Latest Follow-up: 2018.03, WFP programme monitoring, PDM Year end Target: 2018.12 CSP end Target: 2019.06
			female	3.10	52.50	≥70.00	≥70.00	
			overall	5.90	52.20	≥70.00	≥70.00	
Thaba-Tseka	NPA: 3 Provide chronic malnutrition prevention services to at risk populations in targeted areas	Food	male	3.10	48.00	≥70.00	≥70.00	Base Value: 2017.11, WFP programme monitoring, PDM Latest Follow-up: 2018.03, WFP programme monitoring, PDM Year end Target: 2018.12 CSP end Target: 2019.06
			female	3.80	39.30	≥70.00	≥70.00	
			overall	3.30	44.20	≥70.00	≥70.00	

Cross-cutting Indicators

Target / Location	Modalities	Activities	Gender	Base Value	Latest Follow Up	Year End Target	CSP End Target	Date/Source/Mean of Collection
Progress towards gender equality								
Improved gender equality and women's empowerment among WFP-assisted population								
Cross-cutting Indicator: Proportion of households where women, men, or both women and men make decisions on the use of food/cash/vouchers, disaggregated by transfer modality / Decisions jointly made by women and men								
Mohale's Hoek	Cash	ACL: 1 Strengthen the resilience of communities in shock-prone areas	male	-	-	-	-	Base Value: 2017.11 Latest Follow-up: 2017.11 Year end Target: 2017.11 CSP end Target: 2017.11
			female	-	-	-	-	
			overall	32.90	93.00	≥32.90	>32.90	
Quthing	Cash	ACL: 1 Strengthen the resilience of communities in shock-prone areas	male	-	-	-	-	Base Value: 2017.11 Latest Follow-up: 2017.11 Year end Target: 2017.11 CSP end Target: 2017.11
			female	-	-	-	-	
			overall	34.20	96.90	≥34.20	>34.20	
Cross-cutting Indicator: Proportion of households where women, men, or both women and men make decisions on the use of food/cash/vouchers, disaggregated by transfer modality / Decisions made by men								
Mohale's Hoek	Cash	ACL: 1 Strengthen the resilience of communities in shock-prone areas	male	-	-	-	-	Base Value: 2017.11 Latest Follow-up: 2017.11 Year end Target: 2017.11 CSP end Target: 2017.11
			female	-	-	-	-	
			overall	12.80	3.50	<12.80	<12.80	
Quthing	Cash	ACL: 1 Strengthen the resilience of communities in shock-prone areas	male	-	-	-	-	Base Value: 2017.11 Latest Follow-up: 2017.11 Year end Target: 2017.11 CSP end Target: 2017.11
			female	-	-	-	-	
			overall	12.80	0	<12.80	<12.80	
Cross-cutting Indicator: Proportion of households where women, men, or both women and men make decisions on the use of food/cash/vouchers, disaggregated by transfer modality / Decisions made by women								
Mohale's Hoek	Cash	ACL: 1 Strengthen the resilience of communities in shock-prone areas	male	-	-	-	-	Base Value: 2017.11 Latest Follow-up: 2017.11 Year end Target: 2017.11 CSP end Target: 2017.11
			female	-	-	-	-	
			overall	54.30	3.50	<54.30	<54.30	

Target / Location	Modalities	Activities	Gender	Base Value	Latest Follow Up	Year End Target	CSP End Target	Date/Source/Means of Collection
Quthing	Cash	ACL: 1 Strengthen the resilience of communities in shock-prone areas	male	-	-	-	-	Base Value: 2017.11 Latest Follow-up: 2017.11 Year end Target: 2017.11 CSP end Target: 2017.11
			female	-	-	-	-	
			overall	53.50	3.10	<53.50	<53.50	
Protection								
Affected populations are able to benefit from WFP programmes in a manner that ensures and promotes their safety, dignity and integrity								
Cross-cutting Indicator: Proportion of targeted people accessing assistance without protection challenges								
Mohale's Hoek	Cash	ACL: 1 Strengthen the resilience of communities in shock-prone areas	male	97.00	99.10	>97.00	>97.00	Base Value: 2017.11 Latest Follow-up: 2017.11 Year end Target: 2017.11 CSP end Target: 2017.11
			female	95.20	98.60	>95.20	>95.20	
			overall	96.30	99.00	>96.30	>96.30	
Mokhotlong	Food	NPA: 3 Provide chronic malnutrition prevention services to at risk populations in targeted areas	male	97.10	98.70	>97.10	>97.10	Base Value: 2017.11 Latest Follow-up: 2017.11 Year end Target: 2017.11 CSP end Target: 2017.11
			female	87.50	100.00	>87.50	>87.50	
			overall	94.10	99.90	>94.10	>94.10	
Quthing	Cash	ACL: 1 Strengthen the resilience of communities in shock-prone areas	male	97.50	95.10	>97.50	>97.50	Base Value: 2017.11 Latest Follow-up: 2017.11 Year end Target: 2017.11 CSP end Target: 2017.11
			female	97.50	100.00	>97.50	>97.50	
			overall	97.50	96.90	>97.50	>97.50	
Thaba-Tseka	Food	NPA: 3 Provide chronic malnutrition prevention services to at risk populations in targeted areas	male	82.70	95.10	>82.70	>82.70	Base Value: 2017.11 Latest Follow-up: 2017.11 Year end Target: 2017.11 CSP end Target: 2017.11
			female	90.40	96.70	>90.40	>90.40	
			overall	85.30	95.50	>83.50	>83.50	
Accountability to affected populations								
Affected populations are able to hold WFP and partners accountable for meeting their hunger needs in a manner that reflects their views and preferences								
Cross-cutting Indicator: Proportion of assisted people informed about the programme (who is included, what people will receive, length of assistance)								
Mohale's Hoek	Cash	ACL: 1 Strengthen the resilience of communities in shock-prone areas	male	86.80	63.30	≥86.80	≥86.80	Base Value: 2017.11 Latest Follow-up: 2017.11 Year end Target: 2017.11 CSP end Target: 2017.11
			female	85.50	69.40	≥85.50	≥85.50	
			overall	86.30	64.70	≥86.30	≥86.30	

Target / Location	Modalities	Activities	Gender	Base Value	Latest Follow Up	Year End Target	CSP End Target	Date/Source/Mean of Collection
Mokhotlong	Food	NPA: 3 Provide chronic malnutrition prevention services to at risk populations in targeted areas	male	82.90	87.50	≥82.90	≥82.90	Base Value: 2017.11 Latest Follow-up: 2017.11 Year end Target: 2017.11 CSP end Target: 2017.11
			female	76.60	87.80	≥76.60	≥76.60	
			overall	81.20	87.60	≥81.20	≥81.20	
Quthing	Cash	ACL: 1 Strengthen the resilience of communities in shock-prone areas	male	81.95	69.00	≥81.90	≥81.90	Base Value: 2017.11 Latest Follow-up: 2017.11 Year end Target: 2017.11 CSP end Target: 2017.11
			female	85.00	71.70	≥85.00	≥85.00	
			overall	83.10	66.90	≥83.10	≥83.10	
Thaba-Tseka	Food	NPA: 3 Provide chronic malnutrition prevention services to at risk populations in targeted areas	male	59.70	-	≥59.70	≥59.70	Base Value: 2017.11 Latest Follow-up: 2017.11 Year end Target: 2017.11 CSP end Target: 2017.11
			female	44.30	-	≥44.30	≥44.30	
			overall	54.40	-	≥54.40	≥54.40	
Cross-cutting Indicator: Proportion of project activities for which beneficiary feedback is documented, analysed and integrated into programme improvements								
Lesotho	Cash, Food	ACL: 1 Strengthen the resilience of communities in shock-prone areas, NPA: 3 Provide chronic malnutrition prevention services to at risk populations in targeted areas	male	-	-	-	-	Base Value: 2017.12 Latest Follow-up: 2017.12 Year end Target: 2017.12 CSP end Target: 2017.12
			female	-	-	-	-	
			overall	67.00	100.00	-	-	

World Food Programme

Contact info

Makhauta Mokhethi
makhauta.mokhethi@wfp.org

Country director

Mary Njoroge

Cover page photo © WFP/Tsepiso Anna Moreboli

Children receiving WFP-supported school meals at Senqu ACL Primary School in Likhang Village, Mokhotlong, Lesotho

<https://www1.wfp.org/countries/lesotho>

Annual Country Report - Donor Version

Lesotho Country Portfolio Budget 2018 (2018-2019)

Cumulative Financial Overview as at 31 December 2018 (Amount in USD)

Strategic Result	Strategic Outcome	Activity	Needs Based Plan	Allocated Contributions	Advance and Allocation	Allocated Resources	Expenditures	Balance of Resources
1	Households in chronically food insecure areas are able to meet their basic food and nutrition requirements throughout the year, including in times of shock	1 Strengthen the resilience of communities in shock-prone areas	2,237,273	1,477,864	0	1,477,864	820,711	657,153
	School children in food insecure areas have access to nutritious food throughout the year	2 Provide capacity strengthening and implementation support to government bodies responsible for the national school feeding programme	7,328,103	9,671,524	0	9,671,524	3,224,589	6,446,934
Subtotal Strategic Result 1. Everyone has access to food (SDG Target 2.1)			9,565,375	11,149,387	0	11,149,387	4,045,300	7,104,087
2	Targeted populations in prioritised districts have improved nutritional status in line with national targets by 2023	3 Provide chronic malnutrition prevention services to at risk populations in targeted areas	1,130,447	301,933	0	301,933	218,117	83,816
		4 Provide cash and /or food transfers to households of acutely malnourished ART and TB DOT clients	580,832	71,850	0	71,850	62,818	9,032
		Non Activity Specific	0	375,587	0	375,587	0	375,587
Subtotal Strategic Result 2. No one suffers from malnutrition (SDG Target 2.2)			1,711,279	749,370	0	749,370	280,935	468,435

This computer generated report is certified by the Chief of Contribution Accounting and Donor Financial Reporting Branch (RMFC)

Annual Country Report - Donor Version

Lesotho Country Portfolio Budget 2018 (2018-2019)

Cumulative Financial Overview as at 31 December 2018 (Amount in USD)

Strategic Result	Strategic Outcome	Activity	Needs Based Plan	Allocated Contributions	Advance and Allocation	Allocated Resources	Expenditures	Balance of Resources
		Total Direct Operational Cost	11,276,654	11,898,758	0	11,898,758	4,326,235	7,572,522
		Direct Support Cost (DSC)	1,112,129	714,810	0	714,810	426,995	287,815
		Total Direct Costs	12,388,783	12,613,568	0	12,613,568	4,753,231	7,860,337
		Indirect Support Cost (ISC)	805,271	844,181		844,181	844,181	0
		Grand Total	13,194,053	13,457,749	0	13,457,749	5,597,411	7,860,337

Columns Definition

Needs Based Plan

Latest Approved Version of Needs Based Plan in USD

Allocated Contributions

Allocated contributions include confirmed contributions with exchange rate variations, multilateral allocations, miscellaneous income, resource transferred, cost recovery and other financial adjustments (e.g. refinancing); excludes: internal advances.

Advance and allocation:

Internal advanced/allocated resources but not repaid in USD.

This includes different types of internal advance (IPL or MAF) and allocation (IRA).

Allocated Resources

Sum of Allocated Contributions, Advance and Allocation

Expenditures

Cumulative monetary value of goods and services received up to the reporting period.

Balance of Resources

Allocated Resources minus Expenditures

Annual Country Report - Donor Version

Lesotho Country Portfolio Budget 2018 (2018-2019)

Annual Financial Overview for the period 1 January to 31 December 2018 (Amount in USD)

	Needs Based Plan	Implementation Plan*	Expenditures
Lesotho	13,194,053	10,664,459	5,538,043
<i>*Original Implementation Plan as per the Management Plan 2018</i>			