

SAVING
LIVES
CHANGING
LIVES



Zambia

Annual Country Report 2018

Country Strategic Plan

2018 - 2019

ACR Reading Guidance



World Food
Programme

Table of contents

Summary	4
Context and Operations	6
Programme Performance - Resources for Results	8
Programme Performance	9
Strategic Outcome 01	9
Strategic Outcome 02	9
Strategic Outcome 03	10
Strategic Outcome 04	11
Strategic Outcome 05	11
Cross-cutting Results	13
Progress towards gender equality	13
Protection	13
Accountability to affected populations	13
Environment	14
Figures and Indicators	15
Data Notes	15
Beneficiaries by Age Group	15
Beneficiaries by Residence Status	16
Annual Food Distribution (mt)	16
Annual CBT and Commodity Voucher Distribution (USD)	17
Output Indicators	18
Outcome Indicators	21
Cross-cutting Indicators	48
Progress towards gender equality	48
Protection	48
Accountability to affected populations	48

Environment 49

Summary

In support of the Government of Zambia's Vision 2030 and the corresponding Seventh National Development Plan, WFP consolidated its experience in the country in 2018, bringing together a wide range of activities in one portfolio. Its 2018-2019 Transitional Interim Country Strategic Plan (TICSP) has also provided the foundation for an upcoming Country Strategic Plan (CSP) that will seek to ensure broad impact of WFP's work in supporting national and sub-national efforts to address the determinants of food and nutrition insecurity in the country. WFP adopted an evidence-based approach to designing its intervention, further strengthened by findings from a national Zero Hunger Strategic Review and an evaluation of WFP's previous Country Programme. The latter had already kick-started some important transitions for WFP in the country, including: an increasing focus on technical support to the government on its home grown school meals programme; re-conceptualizing and expanding work on smallholder farmer support through better integration of market access and supply chain programming within broader resilience and nutrition-based approaches; reorienting its nutrition focus to ensure greater alignment to national priorities while simultaneously adopting a convening and advocacy role in bringing the government and private sector together to generate demand and enhance supply for nutritious food; and strengthening the focus on gendered dimensions of food and nutrition insecurity.

In home grown school meals, WFP supported the Ministry of General Education to complement government-provided lunch meals for more than 167,000 school children. WFP assisted schools to purchase fresh vegetables from smallholder farmers, combined with nutrition education and cultivation of school gardens, to improve dietary diversity.

WFP ensured nutrition mainstreaming in the agriculture value chain, developing a model that spans farmers to aggregators, processors and retailers, back to rural communities. WFP also supported the development of national nutrition initiatives, including the First 11,000 Most Critical Days Programme. In addition, through the Scaling up Nutrition (SUN) Business Network (SBN), WFP helped generate awareness of the government's nutrition agenda, the role of the private sector in tackling malnutrition, and a revitalization of the SBN strategy to include rural areas.

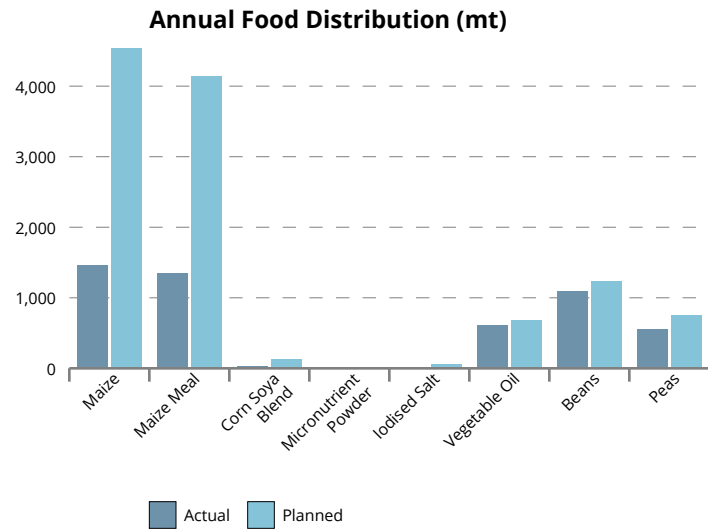
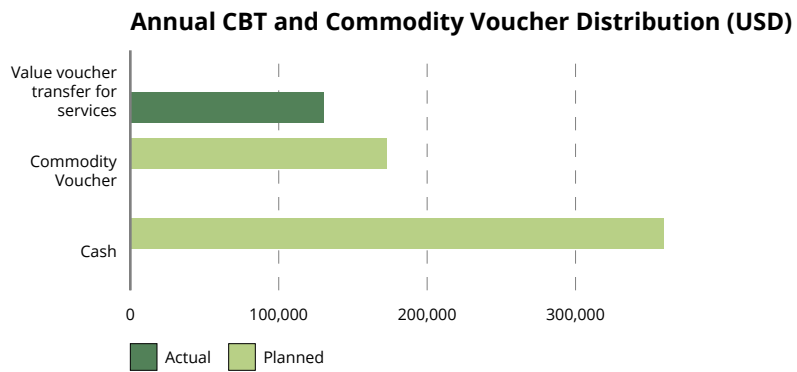
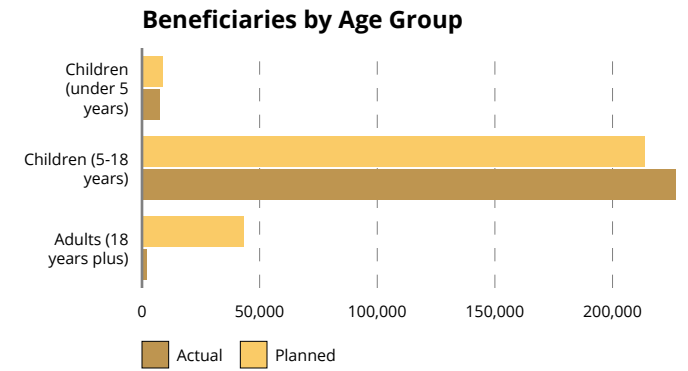
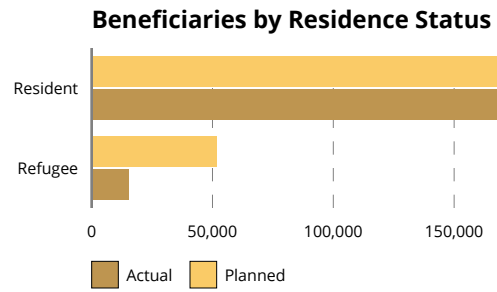
WFP used an integrated approach to strengthen government and private sector capacity to build resilience to climate change and provide income-generating opportunities to smallholder farmers. Savings, credit, insurance and improved farming techniques increased their yields and earnings. WFP facilitated linkages between farmers and commercial companies to increase demand specifically on legume cultivation. Smallholder farmers' access to markets was facilitated through a network of farmer organizations, traders and a mobile application known as the Virtual Farmers' Market (VFM).

On social protection, WFP provided beneficiary registration and enrollment support to the government's Social Cash Transfer (SCT) programme, through which 100,000 people were registered using a WFP-supported national mobile registration tool.

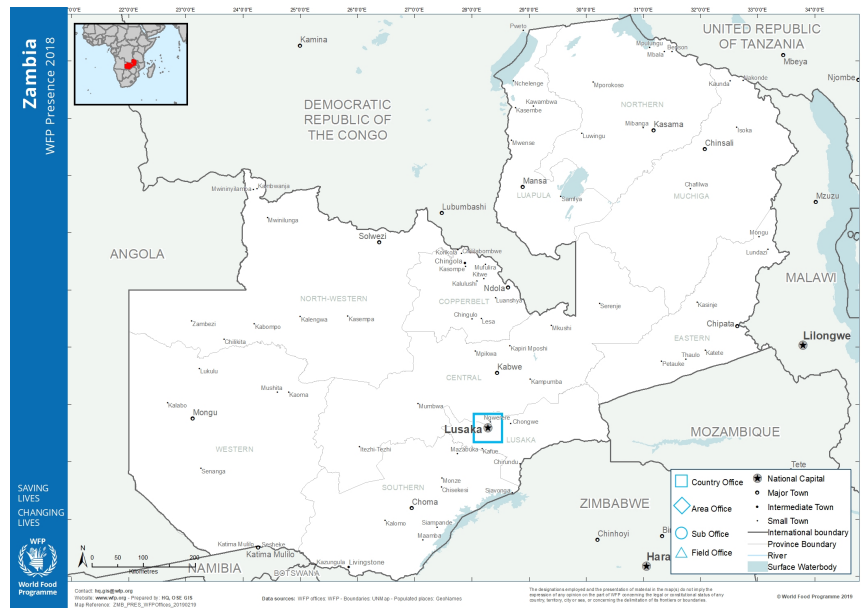
WFP also continued its emergency response to the needs of some 15,000 refugees in Zambia fleeing armed conflict in the Democratic Republic of Congo (DRC), providing relief food assistance since late 2017.

235,978
total beneficiaries
in 2018

51% female **49% male**



Context and Operations



Zambia is a landlocked lower-middle-income country with a population of 17.1 million people.[1] Although politically stable with more than a decade of consistent economic growth, the country's economy has slowed. The GDP growth rate was 4 percent in 2017-2018, down from an average of 6.7 percent over the previous decade.[2] The country's poverty levels remain high, with 54 percent of the population living below the poverty line. Income inequality is among the highest in the world, with an estimated Gini coefficient of 0.69. As a result, the country ranks low in terms of human development (144 of 189 countries assessed on the 2018 Human Development Index).

Malnutrition rates in Zambia are among the highest in the world, with 40 percent of children under 5 years of age stunted, 6 percent wasted and 15 percent underweight.[3] Poor dietary diversity, micronutrient deficiencies such as iodine, iron and vitamin A, insufficient maternal and child care, and poor environmental and sanitary conditions have been identified as the main challenges in fighting malnutrition. To improve nutrition, the Government has instituted the First 1,000 Most Critical Days Programme, which aims at reducing stunting rates among children under two years of age.

Despite being an important surplus producer of grains and legumes in sub-Saharan Africa, Zambia's food security remains a concern for smallholder farmers relying on rain-fed agriculture. Smallholder farmers experience low productivity mainly due to a lack of research and development, poor rural infrastructure and agricultural extension services, and limited access to finance. Minimal technology, policy inconsistency in agricultural marketing and trade, exposure to the effects of climate change, prioritization of maize, and pre- and post-harvest losses also contribute to low productivity and incomes. The government has put in place several policies and programmes to address these issues, such as the Farmer Input Support Programme (FISP) and price support via the Food Reserve Agency (FRA).

Zambia has several schemes under its Social Protection Policy, targeting the elderly, orphans and vulnerable children, school children, marginalized communities and populations suffering from hunger.

The Government commissioned a national Zero Hunger Strategic Review in 2018, to collectively determine the status, responses, and gaps in ending hunger and malnutrition by 2030.

From a regional perspective, although Zambia itself is politically stable and secure, widespread insecurity and mounting population displacement in neighboring DRC continued to impact the Zambian Government and the country's citizens last year. Refugees from DRC have had limited access to basic services and livelihood opportunities. In response, the Zambian Government allocated land for settlement and agricultural cultivation, in an attempt to

integrate refugees within host communities. In addition, an integrated healthcare service is being provided to refugees and host community alike, with an emphasis on nutrition screening. The Government has a favorable refugee policy that supports resettlement and reintegration as durable solutions, recently subscribing to the Comprehensive Refugee Response Framework (CRRF).

WFP will transition to a five-year CSP in 2019, taking into consideration findings from the Zero Hunger Strategic Review as well as experience gained in recent years. In the meantime, this TICSP is aligned to the seventh National Development Plan (2017-2021), the United Nations Sustainable Development Partnership Framework (2016-2020) and the WFP Strategic Plan (2017-2021), to support the Government of Zambia in eradicating hunger.

Programme Performance - Resources for Results

In line with priorities set at the beginning of the year, WFP Zambia focused on supporting key government sectors through its 2018-2019 TICSP, while laying the foundation to develop and eventually launch a five-year CSP in mid-2019. Particular emphasis was placed on facilitating Zambia's Zero Hunger Strategic Review, and in helping key stakeholders develop a roadmap for action to be submitted for Cabinet approval.

WFP has also forged strategic partnerships with key government entities and donors in 2018. After consulting with government counterparts on the design of the new CSP, WFP will be developing joint strategic agreements and/or workplans to consolidate and solidify its engagement and align the programme with national priorities. Donors have also been actively engaged, including new and potential partners such as SIDA, Irish Aid, Japan and the World Bank, in addition to current donors to WFP in Zambia including USAID, SDC, KOICA, and CERF.

While the government assumed full responsibility for providing maize requirements to the national home grown school meals programme, WFP experienced challenges in fully resourcing non-cereal commodity inputs. Multilateral funding for both food and capacity strengthening support was crucial. WFP's efforts to advocate for the programme and to have adequate resourcing made available to support it, facilitated the government's approval of a supplementary budget for home grown school meals in 2018.

The suspension of donor funding to the SCT programme and the UN Joint Programme on Social Protection (UNJPSP) created some uncertainty with regard to the future of support for social protection in Zambia from 2019.

Thanks to funding from key donors, WFP expanded smallholder agricultural livelihood activities focusing on disaster risk management, financial inclusion and markets to 16 new districts in 2018. In addition, funding was provided for nutrition mainstreaming as well as activities under the SUN Business Network (SBN).

A successful joint UN Central Emergency Response Fund (CERF) application allowed WFP to procure all food commodities to assist refugees from DRC between March and October 2018, later supported by individual donors and multilateral funding.

Programme Performance

Strategic Outcome 01

Vulnerable schoolchildren in prioritized food insecure districts have access to adequate and nutritious food throughout the year

Home grown school meals (HGSM) is one of the government's key social protection programmes. It is the country's largest food-based safety net aimed at alleviating hunger among school children and reducing poverty among small scale farmers. The programme is implemented in 38 districts covering all 10 provinces, targeting approximately 1 million learners in 2,618 schools. Since 2017, in line with the African Union declaration on nationally owned and resourced school feeding programmes, WFP has been transitioning its approach from the provision of direct food assistance to capacity strengthening, ensuring that the government has the required capacity and systems to effectively implement a HGSM programme. In 2018, WFP supported children in six districts by providing pulses and fortified oil, matching the government's provision of maize, while the government continued to provide school meals in other districts. WFP supported 456 pre-primary and primary schools, 25 more than planned following the inclusion of additional pre-primary and community schools in the programme.

An analysis of education outcomes highlighted that the gender ratio gap decreased in WFP-assisted schools, resulting in equivalent enrollment rates for boy and girls and a decrease of the drop-out rate for both boys and girls. Attendance rates for both boys and girls increased to approximately 98 percent.

WFP supported the MoGE to undertake an Institutional Capacity Assessment (ICA) of the HGSM programme. The ICA identified a number of systematic challenges affecting the programme including poor financing, weak coordination with other sectors, limited procurement capacity and linkages with smallholder farmers, and weak policy frameworks and institutional capacity to deliver the programme. Based on these findings and recommendations, WFP's technical assistance to the programme in 2019 will focus on the development of a HGSM strategy to strengthen management of the programme and a transition plan to full national ownership. Other technical support areas will include the development of an operational manual to guide programme implementation, a procurement strategy and food tracking system, and a monitoring and evaluation system.

WFP trained teachers in nutrition-sensitive education and volunteer cooks in hygiene, food safety, and preparation of nutritious meals, while nutrition messages were communicated to community members. WFP also purchased solar irrigation equipment for select schools.

Strategic Outcome 02

Communities in food insecure areas have improved nutritional status in line with national targets by 2020

Under this Strategic Outcome, WFP focused on enhancing access to affordable and acceptable nutritious products, as well as improving the knowledge, care practices and healthy diets of vulnerable groups, mainly women, adolescent girls and children. WFP provided technical assistance to the government, focusing on policy support, evidence-based knowledge management, systems and capacity strengthening, and programme implementation.

Together with other UN agencies, WFP supported the government to organize a national nutrition summit, bringing together stakeholders to discuss priority nutrition issues for the country.

Given that the prevalence of acute malnutrition remained at 6 percent of children under five years of age, WFP provided technical assistance to government line ministries, including the Ministry of Health, to finalize the development and roll-out of protocols for the detection and treatment of moderate acute malnutrition in the Integrated Management of Acute Malnutrition (IMAM) guidelines.

WFP served as a technical and steering committee member for the national micronutrient and food consumption survey. This survey intends to inform the development of a national food fortification policy.

A strategy to mainstream nutrition was developed to include: nutrition education through organized farmer and other social groups on diversified crop production and value addition for nutritious products; capacity development for WFP, partner and government staff on nutrition-sensitive programming and mainstreaming Social Behavior Change Communication (SBCC); and engagement of private sector through support to the SBN for promoting consumption and utilization of nutritious foods and ensuring that these receive the Good Food Logo (GFL). The GFL, supported by WFP, is a government-owned front-of-pack logo for food products certified as meeting particular health criteria, and is set to be launched in mid-2019.

WFP surveyed SBN members to assess the level of past and current private sector engagement, and to identify challenges and opportunities for businesses to increase their supply of nutritious foods. The survey indicated that additional support, including training on quality and safety control, product formulation, packaging, marketing, networking opportunities and access to markets and finance, were needed.



A monitoring and evaluation plan for the GFL and SBN was developed. WFP organized a learning visit for the Zambia Bureau of Standards (ZABS) to Thailand to witness processes that the country has undertaken to develop and implement their food labeling initiative. The aim of the visit was to share lessons learned on the roles of various stakeholders and agencies, policy considerations, communication, and monitoring the impact of food labeling. Following the visit, ZABS adapted lessons learned from Thailand and incorporated these into the design of the Zambia GFL initiative. A GFL Steering Committee was established with members from the private sector, civil society, government, the UN, and academia. To inform the campaign with evidence, WFP commissioned a local consultant to undertake a desk review of barriers to a healthier diet.

As part of providing catalytic support to innovative private companies, WFP supported two local businesses (Sylva Food Solutions and eMsika) to participate in the Nutrition Africa Investment forum in Kenya, held in October 2018.

Strategic Outcome 03

Targeted smallholders have increased livelihood resilience in the face of natural, social and economic related shocks by 2030

WFP continued to support the government in enhancing agricultural productivity by facilitating access to affordable financial services, such as traditional micro-financing and village savings, input credit for nutrient-dense value chains, and weather index insurance. Given increasing risks associated with climate change, promoting sustainable risk transfer mechanisms remains one of the key services provided by WFP in collaboration with the Ministry of Agriculture (MoA) and the private sector. To this effect, a total of 2,571 farmers were trained in agriculture risk management using insurance and the development of the insurance index to increase uptake. Trained lead farmers were from Mazabuka, Gwembe, Pemba and Namwala districts. A total of 10,907 participants, which includes follower farmers, have fully been oriented, while 7,821 have been enrolled for the index insurance cover.

To support the Government in developing early warning systems technologies to improve agricultural production and productivity especially among smallholders, WFP and the Zambia Meteorological Department set up community-managed early warning systems largely composed of a network of manual rainfall stations with a total of 27 stations operational in Pemba District. Furthermore, 67 manual rain gauges have been procured and will be installed in four districts of Southern Province in 2019: Mazabuka (20), Monze (20), Gwembe (15), and Namwala (12). Once installed, the rain gauges will augment the national network and improve coverage. Training for rain gauge minders on basic data collection and interpretation of rainfall and soil temperatures was provided. Two automatic weather observatory stations have also been installed in Pemba to increase

climate parameters collected that are critical to enhance agro-meteorological support services provided to farmers.

Traditional micro-financing remained one of the financial empowerment strategies WFP and its partners used to help farmers sustainably manage short term food security challenges and medium to long term needs for timely access to agriculture inputs. To date, 155 saving groups consisting of 3,308 members have been trained in financial literacy and management, and resumed savings and lending within their groups. This financial empowerment strategy has increased farmers' financial collateral which resulted in the value of cumulative loans accessed increasing to USD 89,744, representing 1,765 loans from January to December 2018. As of December 2018, the total capital held by savings groups amounted to USD 1,095.4 (ZMK 109,540) while average savings per farmer per month was USD 58.6 (ZMK 586).

In liaison with MoA, WFP also connected smallholder farmers to markets through a two-tier network of aggregation centers and the digital mobile market platform "Virtual Farmers' Market", an android app-based e-commerce platform where farmers and off-takers trade virtually. A three-tier private sector-led aggregation model, which enhances the efficiency of commodity supply chains, is used. Key actors in the model are: (i) off-takers/buyer/processors; (ii) intermediary aggregators; and (iii) micro-aggregators (mostly lead farmers and community based agro-dealers). To date, 10 aggregation centres have been established in five districts (Mazabuka, Pemba, Monze, Namwala, Mumbwa, and Gwembe). Aggregation centres played a critical role in creating opportunities for stable household income, predictable markets, shared risks, access to finance and inputs for smallholder farmers. WFP facilitated trade financing to 8 intermediary aggregators from Madison Finance valued at USD 87,744 and a total of 14,731 MT of the commodity was aggregated through 60 aggregators who were predominantly agro-dealers, traders and cooperatives as well as 103 lower level rural aggregators, referred to as ambassadors. The estimated gross revenue from the commodity amounted to USD 4,341,625.

The main thrust of the smallholder support on the production side is facilitating increased adoption of conservation agriculture led by MoA and technically supported by FAO. WFP's role is to enhance the adoption of conservation agriculture using a range of financial services to help address challenges such as access to improved seeds, appropriate farming implements, and herbicides, all critical elements to improve production and productivity. Most smallholder farmers experience significant post-harvest handling and storage losses (ranging between 30 to 50 percent). WFP with support from the MoA trained 40,881 participants in post-harvest handling and storage. Participants were predominantly smallholder farmers (40,682), followed by MoA officials (121) and private sector/NGO partners (78). The training focused on the promotion and



use of appropriate hermetic solutions and plastic silos.

SLP and CBPP processes undertaken in Pemba brought together selected members of the communities representing various social economic groups and development actors to develop their respective Community Action Plans (CAP) highlighting key challenges and opportunities. Arising from the above processes, some of the key strategies that have been incorporated into the project include: promotion of technologies that improve labor productivity for women such as access to mechanisation and financial services.

WFP's smallholder support programme is fully embedded in the United Nations Sustainable Development Partnership Framework, specifically under the Environmental Sustainability and Economic Development Results Groups.

Strategic Outcome 04

Disaster management, social protection and economic systems in Zambia reliably address the basic food and nutrition needs of the vulnerable populations throughout the year, including in times of crisis

With 54 percent of the population nationally (77 and 23 percent in rural and urban areas, respectively) living in poverty and unable to afford a basic food basket, the Government of Zambia has prioritized social protection as a key strategy to address poverty and vulnerability. In 2018, the government allocated 3.2 percent of its total budget to social protection programmes. To support this priority and ensure that the government has the requisite capacity and systems to deliver effective and efficient social protection, WFP worked closely with other UN agencies and key line ministries and institutions such as the Ministry of Community Development and Social Services, the Office of the Vice President and the Disaster Management and Mitigation Unit. This support included the development of key beneficiary registration and payment systems for the government's SCT programme, mainstreaming nutrition into social protection programmes, capacity building for the government to undertake vulnerability assessments, and the development of disaster response mechanisms.

WFP continued to provide support to strengthen systems associated with the SCT programme. In 2018, the programme scaled up from 592,000 households to 637,000 households, or approximately 3.1 million people. WFP, through the application M-tech, continued to support the Ministry of Community Development and Social Services (MCDSS) to undertake beneficiary registration. As of December 2018, a total of 199,000 households had been registered. The use of M-tech has significantly reduced the time it takes to register and enroll beneficiaries. It has also facilitated the detection of errors. In 2019, as the government continues to strengthen systems through the development of the Zambia Integrated Social Protection Information System (ZISPIS), the priority will

be to re-engineer the M-tech to ensure integration with the ZISPIS.

WFP continued to support the SCT ATM Visa payment mechanism in urban areas. It supported a review of the mechanism and the development of a scale-up plan from a current 1 to 30 districts. The review of the Visa payment mechanism revealed that beneficiaries were very satisfied, as it offered them opportunities to save and gave them the choice as to when to withdraw their transfers.

In rural areas where ATMs were not available, the SCT programme faced a number of problems, with some beneficiaries paid through an external service provider supplying cash directly at the final step and not receiving their full entitlements. This lack of traceability and transparency led to the suspension of donor funding to the government programme. Overall, concerns have been raised about efficiency, effectiveness, transparency, and accountability of the SCT payment system.

To support a stronger capacity to respond to disasters, WFP continued to support the Disaster Management and Mitigation Unit to undertake vulnerability assessments and comprehensive planning for disaster response. WFP supported the 2018 vulnerability assessment and the development of a 2018/2019 contingency plan.

Strategic Outcome 05

Refugees and other people affected by crisis in Zambia are able to meet their basic food and nutrition requirements all year long

During 2018 WFP ensured that all eligible DRC refugees in Zambia received a complete food basket to meet their basic needs of 2,100 kcal per person per day. The planned target of 52,000 refugees was not reached as a result of the stabilizing situation in DRC and a reduction in the number of refugees arriving in Zambia during the first half of 2018. The highest number of registered refugees was 15,425 (5,024 households), as per UNHCR's records. As a result, WFP supported a maximum of 14,396 people. Overall, WFP and its partners Action Africa Help and UNHCR distributed 2,376 mt of food throughout the year. WFP's initial plan to pilot the cash-based transfer (CBT) modality was deferred to 2019, owing to delays in the relocation of refugees from a transit center to the final settlement in Mantapala, aggravated by the intense rainy season in the area.

A mass nutrition screening conducted by the Zambia National Food and Nutrition Committee (NFNC) during the first quarter of 2018 indicated a prevalence of GAM of 5.3 percent (weight-for-height) among refugee children, which did not necessitate nutrition-specific interventions. While WFP continued to monitor nutrition information provided by health services established at the

transit center, and later in the settlement, there was no indication of a severe deterioration of the nutritional status among refugees.

Cooking demonstrations were conducted monthly, in cooperation with nutrition focal points in health clinics, nutrition volunteers in the settlement, the District Department of Community Development, and NGOs implementing hygiene promotion in the settlement. The aim of this activity was to provide refugees with nutritious recipes using food distributed by WFP and other local products. Although the sessions were open to every refugee, the trainings were intended primarily for women and men caring for young children, as well as malnourished pregnant and lactating women. During these sessions, partners provided information on complementary feeding for children, special care for pregnant women, and good hygiene practices.

To ensure that preventive measures for malnutrition were in place, particularly in view of the annual rainy and lean seasons, WFP improved the micro-nutrient content of its food basket by including fortified blended food (Super Cereal).

Towards the end of the year, when refugees were more settled in Mantapala, there was a reduction in the percentage of households with poor food consumption. Nevertheless, as refugees remained heavily dependent on WFP's assistance, there was little improvement in the percentage with acceptable food consumption. A reduction was seen in the use of negative coping strategies. During the first months in Mantapala, monitoring initially showed a worsening of the food security situation due to the increased distance to markets, decrease in livelihood opportunities, and shifting priorities between food and other needs. The situation have since stabilized, as found by the latest outcome monitoring.

The Government of Zambia committed to the Comprehensive Refugee Response Framework (CRRF), setting as priority the development of the settlements that are integrated from the start, by sharing land and developing structures and services that benefit refugees and host communities, as well as providing opportunities for the early development of livelihood interventions that can reduce the dependency on humanitarian assistance. WFP was able to extend some of its technical assistance on post-harvest losses and savings schemes to smallholder farmers in the host community. WFP helped to identify lead and follower farmers in the agricultural camps surrounding Mantapala Refugee Settlement, and trained 107 lead farmers in post-harvest management and facilitated the transfer of knowledge to 2,780 follower farmers, 46 percent of whom were women. Additionally, eight community agents were trained in savings schemes, and 18 savings groups were created. A training on market access for smallholder farmers was delivered targeting host community farmer groups' representatives, lead farmers, the local private sector, and WFP cooperating partners. WFP will continue looking for partnership opportunities to

support the development of the settlement, with a special focus on livelihood opportunities and market support to reduce the need for humanitarian assistance.

Cross-cutting Results

Progress towards gender equality

Improved gender equality and women's empowerment among WFP-assisted population

Zambia ranks 125 out of 160 countries in the 2017 Gender Inequality Index.[1] The Government of Zambia has continued to promote gender equality by enhancing capacities for gender mainstreaming by coordinating and monitoring implementation of the National Gender Policy.

WFP continued to encourage women to participate in the HGSM programme, not only as cooks but also to supply vegetables to schools. WFP also ensured greater gender equality by targeting more women for training.

Both women and men smallholder farmers face numerous constraints to accessing productive resources. However, women farmers face greater challenges owing to traditional and cultural barriers. Gender equality is at the core of WFP's smallholder support and all farmers are given equal opportunities to access resources and services in the form of extension support. Women continued to be given leadership positions in saving for change groups, farmer clubs and in some cases within climate services support where they performed the role of rain gauge minders. The prominence of women farmers in markets has increased, with greater involvement in commodity bulking and selling to diverse off-takers through a digital virtual market. Almost half (46 percent) of smallholder farmers trained by WFP in post-harvest management in the host community were women.

Under the refugee support, 86 percent of members in the food management committee in Mantapala, and 76 percent of scoopers recruited for general food distribution were women.

Protection

Affected populations are able to benefit from WFP programmes in a manner that ensures and promotes their safety, dignity and integrity

During 2018, WFP continued to provide food assistance to refugees from DRC in Nchelenge District. WFP, through its participation in protection sector and other inter-agency meetings, raised concerns with regards to the high number of non-accompanied children that come to collect food at the distribution centers. WFP worked with UNHCR and other organizations to respond to such situations and take them into account in food distribution standard operating procedures.

Through its Post Distribution Monitoring (PDM), WFP gathered information on how food distributions or transport to food distribution sites can place beneficiaries at risk. Measures were put in place, including an increase in the number of distribution centers (through UNHCR) to reduce walking distance for refugees, adjustment of the schedule to prevent refugees from returning to their residences during dark hours, and prioritization of the elderly, people with disabilities or medical conditions, and pregnant women in queues. In addition, in November 2018, WFP conducted a series of focus group discussions to have a better understanding of what refugees know about Sexual and Gender-Based Violence (SGBV). Discussions revealed that the refugee community is aware of SGBV, although there are gaps in knowledge that must be addressed.

Additionally, a joint Complaint and Feedback Mechanism (CFM) for Mantapala has been developed by the protection sector in Nchelenge, which WFP has supported. Complaints boxes were distributed in the settlement, and complaints were collected and attended to. Nevertheless, clear standard operating procedures and a referral system with record tracking to ensure that feedback is provided in a timely manner have not yet been developed. WFP will closely follow up on this matter in 2019.

WFP continued to work with government partners, especially the Ministry of Community Development and Social Services at field level to operationalize protection strategies enshrined in the Social Protection Policy (2014-2019).

Accountability to affected populations

Affected populations are able to hold WFP and partners accountable for meeting their hunger needs in a manner that reflects their views and preferences

Accountability to affected populations is a key priority for WFP. Beneficiaries' awareness of and participation in programme identification, design, and delivery, as well as feedback from beneficiaries, was collected using various means including PDM and other surveys.

Accountability tools were integrated within the smallholder support programme. At the district level, a coordination platform was established to share information in a transparent manner. Two outcome monitoring assessments were conducted by WFP and partners, supplemented by frequent process monitoring.

As part of WFP's response to the needs of refugees, a food management committee was established early on to support food distributions and communicate directly with beneficiaries on their needs and concerns. As an example, through both the committee and regular monitoring activities, WFP gathered information that led it to change the type of pulses provided in the

food basket to suit beneficiary preferences. Also, pre- and post-distribution meetings were held monthly with partners and elected community leaders, where issues and concerns were discussed. Community leaders became one of the most relevant channels to convey information to refugees.

As a first step towards the establishment of a joint Complaint and Feedback Mechanism (CFM), complaint and suggestion boxes were provided in the settlement and managed by the protection working group. Boxes were opened in the presence of a Refugee Officer and community leaders, and complaints or suggestions related to food or food distribution were referred to WFP. In addition, information was shared during the local Protection Working Group meetings.

Nevertheless, there is still a need to develop alternative ways of conveying complaints and suggestions to agencies and to develop clear protocols to support Accountability to Affected Population. On an *ad-hoc* basis, focus group discussions were also conducted. In November 2018, as part of broader work on the “16 Days of Gender Activism”, WFP field monitors conducted focus group discussions with different groups to understand refugees’ knowledge on SGBV and SEA.

In addition to regular monitoring activities, WFP conducted PDM which captured additional information related to protection and security issues, including knowledge of existing accountability mechanisms. Results guided WFP and its partners to improve food distribution processes and identify gaps where WFP and other partners can improve assistance to refugees.

Under the HGSM programme, school feeding committees established at school level involving teachers, pupils and parents continued to provide oversight and accountability for all food received in schools.

Environment

Targeted communities benefit from WFP programmes in a manner that does not harm the environment

WFP’s assistance to the refugee population in Mantapala Settlement involved a significant level of local food procurement, which not only supported the economy but also reduced WFP’s footprint. WFP partners provided a one-off distribution of buckets for the collection and storage of food and refugees collected food with re-utilized WFP sacks.

To contribute to environmental sustainability and increased awareness of environmental issues, WFP continued to support the implementation of school gardens in selected schools. In addition to providing micro-nutrients to school meals, gardens allowed learners to acquire knowledge and skills on gardening

while caring for the environment. Through local procurement of food commodities for the school feeding programme, WFP also contributed to reduce emissions associated with road travel.

The digitization of the SCT registration process has not only contributed to improved programme efficiency, but also to decreased use of paper, reducing its environmental impact.

WFP’s smallholder farmer support programme continued to provide beneficiaries with three distinct environmental benefits:

- the promotion of viable and complementary livelihoods that are not destructive to forest resources, and designed through a series of community consultations;
- The promotion of conservation agriculture, an approach that makes agriculture more sustainable and protects soils. Oversight support to ensure the appropriate utilization of environmentally friendly methods such as mulching, minimum tillage and inter-cropping was provided.
- Increased knowledge and capacities of smallholder farmers in environmentally-friendly techniques, including the appropriate use of herbicides to reduce the risk of contamination of water, soils and air.

Figures and Indicators

Data Notes

Summary

Cover page photo © WFP/Photolibary
Children enjoying a school meal

Context and operations

[1] <http://www.worldbank.org/en/country/zambia>

[2] <https://data.worldbank.org/country/zambia>

[3] Zambia Demographic Health Survey 2013-14

Strategic outcome 03

-The drop in certain outcome indicators, such as Food Consumption Scores, is due to seasonality differences. The baseline data was collected during the harvest season while the follow-up was collected during the lean season.

-The Rate of post-harvest losses reported is the Percentage of households reporting having experienced post-harvest losses. The decline can be attributed to the intervention (trainings on Post-harvest loss management) undertaken after the baseline.

-"Value and volume of pro-smallholder sales through WFP-supported aggregation systems" is value in USD

Progress towards gender equality

[1] Human Development Reports, <http://hdr.undp.org/en/composite/GII>

Beneficiaries by Age Group

Beneficiary Category	Gender	Planned	Actual	% Actual vs. Planned
Total Beneficiaries	male	130,281	115,584	88.7%
	female	135,054	120,394	89.1%
	total	265,335	235,978	88.9%
By Age Group				
Adults (18 years plus)	male	21,203	662	3.1%
	female	22,080	1,076	4.9%
	total	43,283	1,738	4.0%

Beneficiary Category	Gender	Planned	Actual	% Actual vs. Planned
Children (5-18 years)	male	104,836	111,079	106.0%
	female	108,560	115,613	106.5%
	total	213,396	226,692	106.2%
Children (under 5 years)	male	4,242	3,843	90.6%
	female	4,414	3,705	83.9%
	total	8,656	7,548	87.2%

Beneficiaries by Residence Status

Residence Status	Planned	Actual	% Actual vs. Planned
Refugee	51,998	15,268	29.4%
Resident	213,337	220,709	103.5%

Annual Food Distribution (mt)

Commodities	Planned Distribution (mt)	Actual Distribution (mt)	% Actual vs. Planned
Strategic Result 1: Everyone has access to food			
Strategic Outcome: Vulnerable schoolchildren in prioritized food insecure districts have access to adequate and nutritious food throughout the year			
Maize	4,536	1,465	32.3%
Micronutrient Powder	0	0	-
Vegetable Oil	378	525	138.9%
Beans	0	730	-
Peas	756	548	72.4%
Strategic Outcome: Refugees and other people affected by crisis in Zambia are able to meet their basic food and nutrition requirements all year long			
Maize Meal	4,136	1,354	32.7%
Corn Soya Blend	129	27	21.2%
Iodised Salt	52	15	28.2%
Vegetable Oil	310	92	29.6%
Beans	1,241	369	29.7%

Commodities	Planned Distribution (mt)	Actual Distribution (mt)	% Actual vs. Planned
Peas	0	4	-

Annual CBT and Commodity Voucher Distribution (USD)

Modality	Planned Distribution (CBT)	Actual Distribution (CBT)	% Actual vs. Planned
Strategic Result 1: Everyone has access to food			
Strategic Outcome: Vulnerable schoolchildren in prioritized food insecure districts have access to adequate and nutritious food throughout the year			
Cash	85,800	0	-
Strategic Outcome: Refugees and other people affected by crisis in Zambia are able to meet their basic food and nutrition requirements all year long			
Commodity Voucher	172,888	0	-
Strategic Result 3: Smallholders have improved food security and nutrition			
Strategic Outcome: Targeted smallholders have increased livelihood resilience in the face of natural, social and economic related shocks by 2030			
Cash	273,575	0	-
Value voucher transfer for services	0	130,677	-

Output Indicators

Detailed Indicator	Unit	Target Value	Actual Value	% Achieved
Strategic Result 1: Everyone has access to food				
Strategic Outcome 01: Vulnerable schoolchildren in prioritized food insecure districts have access to adequate and nutritious food throughout the year				
Output A: School children targeted by the national home grown school meals programme receive nutritious school meals daily in order to meet basic food needs and improve educational outcomes				
Act 01. Develop and strengthen the capacity of the government bodies responsible for the national home grown school meals programme				
Number of assisted schools that procure fresh food items	school	50.0	50.0	100.0
Number of institutional sites assisted	site	431.0	456.0	105.8
Output C: School children targeted by the national home grown school meals programme benefit from improved capacity of the government that helps meet their basic food and nutrition needs and strengthen education outcomes				
Act 01. Develop and strengthen the capacity of the government bodies responsible for the national home grown school meals programme				
Number of capacity development activities provided for the expansion of School Feeding and food diversification.	activity	4.0	4.0	100.0
Number of technical assistance activities provided	unit	4.0	3.0	75.0
Output E: School children targeted by the national home grown school meals programme benefit from mainstreamed nutrition messages in the school curriculum to improve their nutrition knowledge				
Act 01. Develop and strengthen the capacity of the government bodies responsible for the national home grown school meals programme				
Number of men exposed to WFP-supported nutrition messaging	individual	382.0	241.0	63.1
Number of women exposed to WFP-supported nutrition messaging	individual	398.0	229.0	57.5
Strategic Result 2: No one suffers from malnutrition				
Strategic Outcome 02: Communities in food insecure areas have improved nutritional status in line with national targets by 2020				
Output C: Targeted communities benefit from enhanced access to affordable and acceptable nutritious products in order to improve their basic food and nutritional needs				
Act 02. Provide technical expertise to government and private sector entities involved in the production and marketing of nutritious products				
Number of government/national partner staff receiving technical assistance and training	individual	7.0	7.0	100.0
Number of technical assistance activities provided	unit	1.0	5.0	500.0
Strategic Result 3: Smallholders have improved food security and nutrition				
Strategic Outcome 03: Targeted smallholders have increased livelihood resilience in the face of natural, social and economic related shocks by 2030				

Detailed Indicator	Unit	Target Value	Actual Value	% Achieved
Output C: Smallholder farmers benefit from enhanced knowledge in diversified value chains in order to increase income				
Act 03. Promote climate-smart agriculture, crop diversification and post-harvest management amongst smallholder farmers				
Number of people trained	individual	17835.0	18168.0	101.9
Number of technical assistance activities provided	unit	8.0	7.0	87.5
Output F: Smallholder farmers benefit from predictable access to sustainable markets in order to improve their incomes				
Act 04. Provide enhanced access to markets, financial, insurance and aggregation services to smallholder farmers				
Number of smallholder farmers supported by WFP	individual	50000.0	48050.0	96.1
Output G: Smallholder farmers benefit from enhanced access to agribusiness services in order to increase their incomes and resilience to shocks				
Act 04. Provide enhanced access to markets, financial, insurance and aggregation services to smallholder farmers				
Number of people compensated	individual	8500.0	7821.0	92.0
Amount of premium paid	US\$	170000.0	156420.0	92.0
Strategic Result 5: Countries have strengthened capacity to implement the SDGs				
Strategic Outcome 04: Disaster management, social protection and economic systems in Zambia reliably address the basic food and nutrition needs of the vulnerable populations throughout the year, including in times of crisis				
Output C: Food-insecure people benefit from improved access to safety nets in order to meet their basic needs				
Act 05. Provide coordination capacity to government entities responsible for social protection and other food-security related sectors				
Number of people trained	individual	300.0	308.0	102.7
Number of technical assistance activities provided	unit	1.0	1.0	100.0
Output C: Shock-prone people benefit from enhanced government capacity in disaster preparedness, early-warning and needs assessment in order to protect their access to food in times of crisis				
Act 06. Provide capacity strengthening to government entities responsible for disaster preparedness and response				
Number of contingency plans created	contingency plan	1.0	1.0	100.0
Strategic Result 1: Everyone has access to food				
Strategic Outcome 05: Refugees and other people affected by crisis in Zambia are able to meet their basic food and nutrition requirements all year long				
Output A: Refugees receive unconditional cash and/or food transfers to meet their basic food and nutrition requirements				
Act 07. Provide cash and/or food based transfers to refugees living in official camps				
Number of participants in beneficiary training sessions (health and nutrition)	individual	20.0	24.0	120.0

Detailed Indicator	Unit	Target Value	Actual Value	% Achieved
Number of staff members/community health workers trained on modalities of food distribution	individual	127.0	133.0	104.7
Number of training sessions for beneficiaries carried out (health and nutrition)	training session	6.0	6.0	100.0

Outcome Indicators

Target / Location	Modalities	Activities	Gender	Base Value	Latest Follow Up	Year End Target	CSP End Target	Date/Source/Means of Collection
Strategic Result 1 - Everyone has access to food								
Strategic Outcome 01: Vulnerable schoolchildren in prioritized food insecure districts have access to adequate and nutritious food throughout the year								
Outcome Indicator: Attendance rate								
Mumbwa, Nyimba, Petauke, Sinda and Shibuyunji Districts	SMP: Develop and strengthen the capacity of the government bodies responsible for the national home grown school meals programme	Capacity Strengthening, Food	male	79.00	98.42	=90.00	=90.00	Base Value: 2017.12, Secondary data, Desk-based Latest Follow-up: 2018.12, Secondary data, WFP Monitoring Year end Target: 2018.12 CSP end Target: 2019.06
			female	80.00	98.41	=90.00	=90.00	
			overall	80.00	98.40	=90.00	=90.00	
Outcome Indicator: Drop-out rate								
Mumbwa, Nyimba, Petauke, Sinda and Shibuyunji Districts	SMP: Develop and strengthen the capacity of the government bodies responsible for the national home grown school meals programme	Capacity Strengthening, Food	male	2.45	1.58	=1.30	=1.30	Base Value: 2017.12, Secondary data, Desk-based Latest Follow-up: 2018.12, Secondary data, WFP Monitoring Year end Target: 2018.12 CSP end Target: 2019.06
			female	2.13	1.59	=1.80	=1.80	
			overall	2.25	1.57	=1.50	=1.50	
Outcome Indicator: Enrolment rate								

Target / Location	Modalities	Activities	Gender	Base Value	Latest Follow Up	Year End Target	CSP End Target	Date/Source/Means of Collection
Mumbwa, Nyimba, Petauke, Sinda and Shibuyunji Districts	SMP: Develop and strengthen the capacity of the government bodies responsible for the national home grown school meals programme	Capacity Strengthening, Food	male	7.79	21.75	=6	=6	Base Value: 2017.12, Secondary data, Desk-based Latest Follow-up: 2018.12, Secondary data, WFP Monitoring Year end Target: 2018.12 CSP end Target: 2019.06
			female	8.24	23.40	=6	=6	
			overall	7.46	22.15	=6	=6	
Outcome Indicator: Gender ratio								
Mumbwa, Nyimba, Petauke, Sinda and Shibuyunji Districts	SMP: Develop and strengthen the capacity of the government bodies responsible for the national home grown school meals programme	Capacity Strengthening, Food	male	-	-	-	-	Base Value: 2017.12, Secondary data, Desk-based Latest Follow-up: 2018.12, Joint survey, WFP Monitoring Year end Target: 2018.12 CSP end Target: 2019.06
			female	-	-	-	-	
			overall	1.07	1	=1	=1	
Strategic Result 2 - No one suffers from malnutrition								
Strategic Outcome 02: Communities in food insecure areas have improved nutritional status in line with national targets by 2020								
Outcome Indicator: Percentage increase in production of high-quality and nutrition-dense foods								
Zambia	NPA: Provide technical expertise to government and private sector entities involved in the production and marketing of nutritious products	Capacity Strengthening	male	-	-	-	-	Base Value: 2017.12, Secondary data, WFP Monitoring Latest Follow-up: 2018.12, WFP programme monitoring, WFP Records Year end Target: 2018.12 CSP end Target: 2019.06
			female	-	-	-	-	
			overall	35.00	37.00	≤47.00	≤47.00	

Target / Location	Modalities	Activities	Gender	Base Value	Latest Follow Up	Year End Target	CSP End Target	Date/Source/Means of Collection
Strategic Result 3 - Smallholders have improved food security and nutrition								
Strategic Outcome 03: Targeted smallholders have increased livelihood resilience in the face of natural, social and economic related shocks by 2030								
Outcome Indicator: Consumption-based Coping Strategy Index (Percentage of households with reduced CSI)								
Namwala, Gwembe, Pemba, Monze, Mazabuka, Mumbwa, Lundazi and Chipata	SMS: Promote climate-smart agriculture, crop diversification and post-harvest management amongst smallholder farmers , SMS: Provide enhanced access to markets, financial, insurance and aggregation services to smallholder farmers	Capacity Strengthening	male	4.33	2.85	>4.33	>2.85	Base Value: 2018.04, WFP programme monitoring, Baseline Survey Latest Follow-up: 2018.12, WFP survey, WFP Monitoring Year end Target: 2018.12 CSP end Target: 2019.06
			female	5.94	4.24	>5.94	>4.24	
			overall	4.65	3.08	>4.65	>3.08	
Outcome Indicator: Food Consumption Score-Nutrition / Percentage of households that consumed Hem Iron rich food daily (in the last 7 days)								

Target / Location	Modalities	Activities	Gender	Base Value	Latest Follow Up	Year End Target	CSP End Target	Date/Source/Means of Collection
Gwembe, Mazabuka, Monze and Namwala districts	SMS: Promote climate-smart agriculture, crop diversification and post-harvest management amongst smallholder farmers , SMS: Provide enhanced access to markets, financial, insurance and aggregation services to smallholder farmers	Capacity Strengthening	male	9	11.00	<9	>9	Base Value: 2018.04, WFP survey, Baseline Survey Latest Follow-up: 2018.12, WFP programme monitoring, WFP Monitoring Year end Target: 2018.12 CSP end Target: 2019.06
			female	5	13.20	<5	>5	
			overall	7	12.10	<7	>7	
Outcome Indicator: Food Consumption Score-Nutrition / Percentage of households that consumed Protein rich food daily (in the last 7 days)								

Target / Location	Modalities	Activities	Gender	Base Value	Latest Follow Up	Year End Target	CSP End Target	Date/Source/Mean of Collection
Gwembe, Mazabuka, Monze and Namwala districts	SMS: Promote climate-smart agriculture, crop diversification and post-harvest management amongst smallholder farmers , SMS: Provide enhanced access to markets, financial, insurance and aggregation services to smallholder farmers	Capacity Strengthening	male	65.00	45.00	>65.00	>65.00	Base Value: 2018.04, WFP survey, Baseline Survey Latest Follow-up: 2018.12, WFP programme monitoring, WFP Monitoring Year end Target: 2018.12 CSP end Target: 2019.06
			female	53.00	45.00	>53.00	>53.00	
			overall	59.00	45.00	>59.00	>59.00	
Outcome Indicator: Food Consumption Score-Nutrition / Percentage of households that consumed Vit A rich food daily (in the last 7 days)								

Target / Location	Modalities	Activities	Gender	Base Value	Latest Follow Up	Year End Target	CSP End Target	Date/Source/Means of Collection
Gwembe, Mazabuka, Monze and Namwala districts	SMS: Promote climate-smart agriculture, crop diversification and post-harvest management amongst smallholder farmers , SMS: Provide enhanced access to markets, financial, insurance and aggregation services to smallholder farmers	Capacity Strengthening	male	73.00	68.40	>73.00	>73.00	Base Value: 2018.04, WFP survey, Baseline Survey Latest Follow-up: 2018.12, WFP programme monitoring, WFP Monitoring Year end Target: 2018.12 CSP end Target: 2019.06
			female	30.00	73.80	>30.00	>30.00	
			overall	51.50	71.10	>51.50	>51.50	
Outcome Indicator: Food Consumption Score-Nutrition / Percentage of households that never consumed Hem Iron rich food (in the last 7 days)								

Target / Location	Modalities	Activities	Gender	Base Value	Latest Follow Up	Year End Target	CSP End Target	Date/Source/Mean of Collection
Gwembe, Mazabuka, Monze and Namwala districts	SMS: Promote climate-smart agriculture, crop diversification and post-harvest management amongst smallholder farmers , SMS: Provide enhanced access to markets, financial, insurance and aggregation services to smallholder farmers	Capacity Strengthening	male	21.00	0	<21.00	<21.00	Base Value: 2018.04, WFP survey, Baseline Survey Latest Follow-up: 2018.12, WFP programme monitoring, WFP Monitoring Year end Target: 2018.12 CSP end Target: 2019.06
			female	36.00	0	<36.00	<36.00	
			overall	28.50	0	<28.50	<28.50	
Outcome Indicator: Food Consumption Score-Nutrition / Percentage of households that never consumed Protein rich food (in the last 7 days)								

Target / Location	Modalities	Activities	Gender	Base Value	Latest Follow Up	Year End Target	CSP End Target	Date/Source/Means of Collection
Gwembe, Mazabuka, Monze and Namwala districts	SMS: Promote climate-smart agriculture, crop diversification and post-harvest management amongst smallholder farmers , SMS: Provide enhanced access to markets, financial, insurance and aggregation services to smallholder farmers	Capacity Strengthening	male	3	0	<3	<3	Base Value: 2018.04, WFP survey, Baseline Survey Latest Follow-up: 2018.12, WFP programme monitoring, WFP Monitoring Year end Target: 2018.12 CSP end Target: 2019.06
			female	7	0	<7	<7	
			overall	5	0	<5	<5	
Outcome Indicator: Food Consumption Score-Nutrition / Percentage of households that never consumed Vit A rich food (in the last 7 days)								

Target / Location	Modalities	Activities	Gender	Base Value	Latest Follow Up	Year End Target	CSP End Target	Date/Source/Means of Collection
Gwembe, Mazabuka, Monze and Namwala districts	SMS: Promote climate-smart agriculture, crop diversification and post-harvest management amongst smallholder farmers , SMS: Provide enhanced access to markets, financial, insurance and aggregation services to smallholder farmers	Capacity Strengthening	male	2	0	<2	<2	Base Value: 2018.04, WFP survey, Baseline Survey Latest Follow-up: 2018.12, WFP programme monitoring, WFP Monitoring Year end Target: 2018.12 CSP end Target: 2019.06
			female	3	0	<3	<3	
			overall	2.50	0	<2.50	<2.50	
Outcome Indicator: Food Consumption Score-Nutrition / Percentage of households that sometimes consumed Hem Iron rich food (in the last 7 days)								

Target / Location	Modalities	Activities	Gender	Base Value	Latest Follow Up	Year End Target	CSP End Target	Date/Source/Mean of Collection
Gwembe, Mazabuka, Monze and Namwala districts	SMS: Promote climate-smart agriculture, crop diversification and post-harvest management amongst smallholder farmers , SMS: Provide enhanced access to markets, financial, insurance and aggregation services to smallholder farmers	Capacity Strengthening	male	70.00	89.00	>70.00	>70.00	Base Value: 2018.04, WFP survey, Baseline Survey Latest Follow-up: 2018.12, WFP programme monitoring, WFP Monitoring Year end Target: 2018.12 CSP end Target: 2019.06
			female	59.00	86.80	>59.00	>59.00	
			overall	64.50	87.90	>64.50	>64.50	
Outcome Indicator: Food Consumption Score-Nutrition / Percentage of households that sometimes consumed Protein rich food (in the last 7 days)								

Target / Location	Modalities	Activities	Gender	Base Value	Latest Follow Up	Year End Target	CSP End Target	Date/Source/Means of Collection
Gwembe, Mazabuka, Monze and Namwala districts	SMS: Promote climate-smart agriculture, crop diversification and post-harvest management amongst smallholder farmers , SMS: Provide enhanced access to markets, financial, insurance and aggregation services to smallholder farmers	Capacity Strengthening	male	31.00	55.00	>31.00	>31.00	Base Value: 2018.04, WFP survey, Baseline Survey Latest Follow-up: 2018.12, WFP programme monitoring, WFP Monitoring Year end Target: 2018.12 CSP end Target: 2019.06
			female	41.00	64.90	>41.00	>41.00	
			overall	36.00	59.95	>36.00	>36.00	
Outcome Indicator: Food Consumption Score-Nutrition / Percentage of households that sometimes consumed Vit A rich food (in the last 7 days)								

Target / Location	Modalities	Activities	Gender	Base Value	Latest Follow Up	Year End Target	CSP End Target	Date/Source/Means of Collection
Gwembe, Mazabuka, Monze and Namwala districts	SMS: Promote climate-smart agriculture, crop diversification and post-harvest management amongst smallholder farmers , SMS: Provide enhanced access to markets, financial, insurance and aggregation services to smallholder farmers	Capacity Strengthening	male	26.00	31.00	>26.00	>26.00	Base Value: 2018.04, WFP survey, Baseline Survey Latest Follow-up: 2018.12, WFP programme monitoring, WFP Monitoring Year end Target: 2018.12 CSP end Target: 2019.06
			female	30.00	26.00	>30.00	>30.00	
			overall	28.00	28.50	>28.00	>28.00	
Outcome Indicator: Food Consumption Score / Percentage of households with Acceptable Food Consumption Score								

Target / Location	Modalities	Activities	Gender	Base Value	Latest Follow Up	Year End Target	CSP End Target	Date/Source/Means of Collection
Gwembe, Mazabuka, Monze and Namwala districts	SMS: Promote climate-smart agriculture, crop diversification and post-harvest management amongst smallholder farmers , SMS: Provide enhanced access to markets, financial, insurance and aggregation services to smallholder farmers	Capacity Strengthening	male	89.00	72.30	-	>89.00	Base Value: 2018.04, WFP survey, Baseline Survey Latest Follow-up: 2018.04, WFP programme monitoring, WFP Monitoring CSP end Target: 2019.06
			female	85.00	73.50	-	>85.00	
			overall	88.00	72.50	-	>88.00	
Outcome Indicator: Food Consumption Score / Percentage of households with Borderline Food Consumption Score								

Target / Location	Modalities	Activities	Gender	Base Value	Latest Follow Up	Year End Target	CSP End Target	Date/Source/Means of Collection
Gwembe, Mazabuka, Monze and Namwala districts	SMS: Promote climate-smart agriculture, crop diversification and post-harvest management amongst smallholder farmers , SMS: Provide enhanced access to markets, financial, insurance and aggregation services to smallholder farmers	Capacity Strengthening	male	10.00	23.90	-	<10.00	Base Value: 2018.04, WFP survey, Baseline Survey Latest Follow-up: 2018.04, WFP programme monitoring, WFP Monitoring CSP end Target: 2019.06
			female	12.00	14.50	-	<12.00	
			overall	10.00	22.30	-	<10.00	
Outcome Indicator: Food Consumption Score / Percentage of households with Poor Food Consumption Score								

Target / Location	Modalities	Activities	Gender	Base Value	Latest Follow Up	Year End Target	CSP End Target	Date/Source/Means of Collection
Gwembe, Mazabuka, Monze and Namwala districts	SMS: Promote climate-smart agriculture, crop diversification and post-harvest management amongst smallholder farmers , SMS: Provide enhanced access to markets, financial, insurance and aggregation services to smallholder farmers	Capacity Strengthening	male	1	3.90	-	<1	Base Value: 2018.04, WFP survey, Baseline Survey Latest Follow-up: 2018.04, WFP programme monitoring, WFP Monitoring CSP end Target: 2019.06
			female	3	12.00	-	<3	
			overall	1	5	-	<1	
Outcome Indicator: Food expenditure share								

Target / Location	Modalities	Activities	Gender	Base Value	Latest Follow Up	Year End Target	CSP End Target	Date/Source/Means of Collection
Gwembe, Mazabuka, Monze and Namwala districts	SMS: Promote climate-smart agriculture, crop diversification and post-harvest management amongst smallholder farmers , SMS: Provide enhanced access to markets, financial, insurance and aggregation services to smallholder farmers	Capacity Strengthening	male	2.60	13.90	-	=0	Base Value: 2018.04, WFP survey, Baseline Survey Latest Follow-up: 2018.12, WFP programme monitoring, WFP Monitoring CSP end Target: 2019.06
			female	5	24.70	-	=0	
			overall	3.10	15.70	-	=0	
Outcome Indicator: Livelihood-based Coping Strategy Index (Percentage of households using coping strategies) / Percentage of households not using livelihood based coping strategies								

Target / Location	Modalities	Activities	Gender	Base Value	Latest Follow Up	Year End Target	CSP End Target	Date/Source/Mean of Collection
Gwembe, Mazabuka, Monze and Namwala districts	SMS: Promote climate-smart agriculture, crop diversification and post-harvest management amongst smallholder farmers , SMS: Provide enhanced access to markets, financial, insurance and aggregation services to smallholder farmers	Capacity Strengthening	male	85.00	86.70	>85.00	>85.00	Base Value: 2018.04, WFP survey, Baseline Survey Latest Follow-up: 2018.12, WFP programme monitoring, WFP Monitoring Year end Target: 2018.12 CSP end Target: 2019.06
			female	87.00	90.40	>87.00	>87.00	
			overall	86.00	87.30	>86.00	>86.00	
Outcome Indicator: Livelihood-based Coping Strategy Index (Percentage of households using coping strategies) / Percentage of households using crisis coping strategies								

Target / Location	Modalities	Activities	Gender	Base Value	Latest Follow Up	Year End Target	CSP End Target	Date/Source/Means of Collection
Gwembe, Mazabuka, Monze and Namwala districts	SMS: Promote climate-smart agriculture, crop diversification and post-harvest management amongst smallholder farmers , SMS: Provide enhanced access to markets, financial, insurance and aggregation services to smallholder farmers	Capacity Strengthening	male	0	7	=0	=0	Base Value: 2018.04, WFP survey, Baseline Survey Latest Follow-up: 2018.12, WFP programme monitoring, WFP Monitoring Year end Target: 2018.12 CSP end Target: 2019.06
			female	0	0	=0	=0	
			overall	0	6	=0	=0	
Outcome Indicator: Livelihood-based Coping Strategy Index (Percentage of households using coping strategies) / Percentage of households using emergency coping strategies								

Target / Location	Modalities	Activities	Gender	Base Value	Latest Follow Up	Year End Target	CSP End Target	Date/Source/Means of Collection
Gwembe, Mazabuka, Monze and Namwala districts	SMS: Promote climate-smart agriculture, crop diversification and post-harvest management amongst smallholder farmers , SMS: Provide enhanced access to markets, financial, insurance and aggregation services to smallholder farmers	Capacity Strengthening	male	14.00	12.50	<14.00	<14.00	Base Value: 2018.04, WFP survey, Baseline Survey Latest Follow-up: 2018.12, WFP programme monitoring, WFP Monitoring Year end Target: 2018.12 CSP end Target: 2019.06
			female	13.00	7.20	<13.00	<13.00	
			overall	14.00	11.60	<14.00	<14.00	
Outcome Indicator: Livelihood-based Coping Strategy Index (Percentage of households using coping strategies) / Percentage of households using stress coping strategies								

Target / Location	Modalities	Activities	Gender	Base Value	Latest Follow Up	Year End Target	CSP End Target	Date/Source/Means of Collection
Gwembe, Mazabuka, Monze and Namwala districts	SMS: Promote climate-smart agriculture, crop diversification and post-harvest management amongst smallholder farmers , SMS: Provide enhanced access to markets, financial, insurance and aggregation services to smallholder farmers	Capacity Strengthening	male	0	0	=0	=0	Base Value: 2018.04, WFP survey, Baseline Survey Latest Follow-up: 2018.12, WFP programme monitoring, WFP Monitoring Year end Target: 2018.12 CSP end Target: 2019.06
			female	0	2.40	=0	=0	
			overall	0	4	=0	=0	
Outcome Indicator: Minimum Dietary Diversity – Women								
Gwembe, Mazabuka, Monze and Namwala districts	SMS: Promote climate-smart agriculture, crop diversification and post-harvest management amongst smallholder farmers	Capacity Strengthening	male	-	-	-	-	Base Value: 2018.04, WFP survey, Baseline Survey Latest Follow-up: 2018.12, WFP programme monitoring, WFP Monitoring Year end Target: 2018.12 CSP end Target: 2019.06
			female	-	-	-	-	
			overall	55.00	29.90	≥60.00	≥60.00	
Outcome Indicator: Percentage of smallholder farmers selling through WFP-supported farmer aggregation systems								

Target / Location	Modalities	Activities	Gender	Base Value	Latest Follow Up	Year End Target	CSP End Target	Date/Source/Mean of Collection
Namwala, Gwembe, Pemba, Monze, Mazabuka, Mumbwa, Lundazi and Chipata	SMS: Promote climate-smart agriculture, crop diversification and post-harvest management amongst smallholder farmers , SMS: Provide enhanced access to markets, financial, insurance and aggregation services to smallholder farmers	Capacity Strengthening	male	4	5.10	>4	>4	Base Value: 2018.10, WFP programme monitoring, WFP Records Latest Follow-up: 2018.12, Secondary data, WFP Monitoring Year end Target: 2018.12 CSP end Target: 2019.06
			female	7	2.95	>7	>7	
			overall	11.00	8.20	>11.00	>11.00	
Outcome Indicator: Percentage of WFP food procured from pro-smallholder farmer aggregation systems								

Target / Location	Modalities	Activities	Gender	Base Value	Latest Follow Up	Year End Target	CSP End Target	Date/Source/Mean of Collection
Gwembe, Mazabuka, Monze and Namwala districts	SMS: Promote climate-smart agriculture, crop diversification and post-harvest management amongst smallholder farmers , SMS: Provide enhanced access to markets, financial, insurance and aggregation services to smallholder farmers	Capacity Strengthening	male	-	-	-	-	Base Value: 2017.12, WFP survey, WFP Records Latest Follow-up: 2018.12, WFP survey, WFP Records Year end Target: 2018.12 CSP end Target: 2019.06
			female	-	-	-	-	
			overall	10.00	15.00	>10.00	>10.00	
Outcome Indicator: Rate of post-harvest losses								

Target / Location	Modalities	Activities	Gender	Base Value	Latest Follow Up	Year End Target	CSP End Target	Date/Source/Means of Collection
Gwembe, Mazabuka, Monze and Namwala districts	SMS: Promote climate-smart agriculture, crop diversification and post-harvest management amongst smallholder farmers , SMS: Provide enhanced access to markets, financial, insurance and aggregation services to smallholder farmers	Capacity Strengthening	male	-	-	-	-	Base Value: 2018.04, WFP survey, Baseline Survey Latest Follow-up: 2018.12, WFP survey, WFP Monitoring Year end Target: 2018.12 CSP end Target: 2019.06
			female	-	-	-	-	
			overall	46.60	28.50	=0	=0	
Outcome Indicator: Value and volume of pro-smallholder sales through WFP-supported aggregation systems								

Target / Location	Modalities	Activities	Gender	Base Value	Latest Follow Up	Year End Target	CSP End Target	Date/Source/Mean of Collection
Namwala, Gwembe, Pemba, Monze, Mazabuka, Mumbwa, Lundazi and Chipata	SMS: Promote climate-smart agriculture, crop diversification and post-harvest management amongst smallholder farmers , SMS: Provide enhanced access to markets, financial, insurance and aggregation services to smallholder farmers	Capacity Strengthening	male	-	-	-	-	Base Value: 2017.01, WFP programme monitoring, WFP Records Latest Follow-up: 2018.10, WFP programme monitoring, WFP Records Year end Target: 2018.12 CSP end Target: 2019.06
			female	-	-	-	-	
			overall	48000.00	181000.00	≥100000.00	≥100000.00	
Strategic Result 1 - Everyone has access to food								
Strategic Outcome 05: Refugees and other people affected by crisis in Zambia are able to meet their basic food and nutrition requirements all year long								
Outcome Indicator: Consumption-based Coping Strategy Index (Average)								
Nchelenge district	URT: Provide cash and/or food based transfers to refugees living in official camps	Food	male	18.70	8.20	<18.70	<18.60	Base Value: 2018.06, WFP survey, PDM Latest Follow-up: 2018.09, WFP survey, PDM Year end Target: 2018.12 CSP end Target: 2019.06
			female	21.40	8.20	<21.40	<21.40	
			overall	19.60	8.20	<19.60	<19.60	
Outcome Indicator: Food Consumption Score – Nutrition / Percentage of households that consumed Hem Iron rich food daily (in the last 7 days)								

Target / Location	Modalities	Activities	Gender	Base Value	Latest Follow Up	Year End Target	CSP End Target	Date/Source/Means of Collection
Nchelenge district	URT: Provide cash and/or food based transfers to refugees living in official camps	Food	male	2	1	>2	>2	Base Value: 2018.06, WFP survey, PDM Latest Follow-up: 2018.09, WFP survey, PDM Year end Target: 2018.12 CSP end Target: 2019.06
			female	1	1	>1	>1	
			overall	2	1	>2	>2	
Outcome Indicator: Food Consumption Score – Nutrition / Percentage of households that consumed Protein rich food daily (in the last 7 days)								
Nchelenge district	URT: Provide cash and/or food based transfers to refugees living in official camps	Food	male	40.00	65.00	>40.00	>40.00	Base Value: 2018.06, WFP survey, PDM Latest Follow-up: 2018.09, WFP survey, PDM Year end Target: 2018.12 CSP end Target: 2019.06
			female	84.00	61.00	>84.00	>84.00	
			overall	56.00	63.00	>56.00	>56.00	
Outcome Indicator: Food Consumption Score – Nutrition / Percentage of households that consumed Vit A rich food daily (in the last 7 days)								
Nchelenge district	URT: Provide cash and/or food based transfers to refugees living in official camps	Food	male	20.00	14.00	>20.00	>20.00	Base Value: 2018.06, WFP survey, PDM Latest Follow-up: 2018.09, WFP survey, PDM Year end Target: 2018.12 CSP end Target: 2019.06
			female	28.00	9	>28.00	>28.00	
			overall	23.00	13.00	>23.00	>23.00	
Outcome Indicator: Food Consumption Score – Nutrition / Percentage of households that never consumed Hem Iron rich food (in the last 7 days)								
Nchelenge district	URT: Provide cash and/or food based transfers to refugees living in official camps	Food	male	56.00	44.00	<56.00	<56.00	Base Value: 2018.06, WFP survey, PDM Latest Follow-up: 2018.09, WFP survey, PDM Year end Target: 2018.12 CSP end Target: 2019.06
			female	37.00	57.00	<37.00	<37.00	
			overall	50.00	48.00	<50.00	<50.00	
Outcome Indicator: Food Consumption Score – Nutrition / Percentage of households that never consumed Protein rich food (in the last 7 days)								
Nchelenge district	URT: Provide cash and/or food based transfers to refugees living in official camps	Food	male	17.00	3	<17.00	<17.00	Base Value: 2018.06, WFP survey, PDM Latest Follow-up: 2018.09, WFP survey, PDM Year end Target: 2018.12 CSP end Target: 2019.06
			female	0	3	<0	<0	
			overall	11.00	3	<11.00	<11.00	

Target / Location	Modalities	Activities	Gender	Base Value	Latest Follow Up	Year End Target	CSP End Target	Date/Source/Means of Collection
Outcome Indicator: Food Consumption Score – Nutrition / Percentage of households that never consumed Vit A rich food (in the last 7 days)								
Nchelenge district	URT: Provide cash and/or food based transfers to refugees living in official camps	Food	male	20.00	16.00	<20.00	<20.00	Base Value: 2018.06, WFP survey, PDM Latest Follow-up: 2018.09, WFP survey, PDM Year end Target: 2018.12 CSP end Target: 2019.06
			female	20.00	18.00	<20.00	<20.00	
			overall	20.00	16.00	<20.00	<20.00	
Outcome Indicator: Food Consumption Score – Nutrition / Percentage of households that sometimes consumed Hem Iron rich food (in the last 7 days)								
Nchelenge district	URT: Provide cash and/or food based transfers to refugees living in official camps	Food	male	41.00	55.00	>41.00	>41.00	Base Value: 2018.06, WFP survey, PDM Latest Follow-up: 2018.09, WFP survey, PDM Year end Target: 2018.12 CSP end Target: 2019.06
			female	62.00	42.00	>62.00	>62.00	
			overall	48.00	50.00	>48.00	>48.00	
Outcome Indicator: Food Consumption Score – Nutrition / Percentage of households that sometimes consumed Protein rich food (in the last 7 days)								
Nchelenge district	URT: Provide cash and/or food based transfers to refugees living in official camps	Food	male	43.00	32.00	>43.00	>43.00	Base Value: 2018.06, WFP survey, PDM Latest Follow-up: 2018.09, WFP survey, PDM Year end Target: 2018.12 CSP end Target: 2019.06
			female	16.00	37.00	>16.00	>16.00	
			overall	34.00	33.00	>34.00	>34.00	
Outcome Indicator: Food Consumption Score – Nutrition / Percentage of households that sometimes consumed Vit A rich food (in the last 7 days)								
Nchelenge district	URT: Provide cash and/or food based transfers to refugees living in official camps	Food	male	60.00	70.00	>60.00	>60.00	Base Value: 2018.06, WFP survey, PDM Latest Follow-up: 2018.09, WFP survey, PDM Year end Target: 2018.12 CSP end Target: 2019.06
			female	53.00	73.00	>53.00	>53.00	
			overall	57.00	71.00	>57.00	>57.00	
Outcome Indicator: Food Consumption Score / Percentage of households with Acceptable Food Consumption Score								

Target / Location	Modalities	Activities	Gender	Base Value	Latest Follow Up	Year End Target	CSP End Target	Date/Source/Means of Collection
Nchelenge district	URT: Provide cash and/or food based transfers to refugees living in official camps	Food	male	22.00	26.00	>22.00	>22.00	Base Value: 2018.03, WFP survey, PDM Latest Follow-up: 2018.09, WFP survey, PDM Year end Target: 2018.12 CSP end Target: 2019.06
			female	22.00	15.00	>22.00	>22.00	
			overall	22.00	23.00	>22.00	>22.00	
Outcome Indicator: Food Consumption Score / Percentage of households with Borderline Food Consumption Score								
Nchelenge district	URT: Provide cash and/or food based transfers to refugees living in official camps	Food	male	36.00	45.00	<36.00	<36.00	Base Value: 2018.03, WFP survey, PDM Latest Follow-up: 2018.09, WFP survey, PDM Year end Target: 2018.12 CSP end Target: 2019.06
			female	30.00	56.00	<30.00	<30.00	
			overall	33.00	48.00	<33.00	<33.00	
Outcome Indicator: Food Consumption Score / Percentage of households with Poor Food Consumption Score								
Nchelenge district	URT: Provide cash and/or food based transfers to refugees living in official camps	Food	male	42.00	30.00	<42.00	<42.00	Base Value: 2018.03, WFP survey, PDM Latest Follow-up: 2018.09, WFP survey, PDM Year end Target: 2018.12 CSP end Target: 2019.06
			female	48.00	29.00	<48.00	<48.00	
			overall	45.00	29.00	<45.00	<45.00	
Outcome Indicator: Minimum Dietary Diversity – Women								
Nchelenge district	URT: Provide cash and/or food based transfers to refugees living in official camps	Food	male	-	-	-	-	Base Value: 2018.06, WFP survey, PDM Latest Follow-up: 2018.09, WFP survey, PDM Year end Target: 2018.12 CSP end Target: 2019.06
			female	-	-	-	-	
			overall	14.00	26.00	>14.00	>14.00	

Cross-cutting Indicators

Target / Location	Modalities	Activities	Gender	Base Value	Latest Follow Up	Year End Target	CSP End Target	Date/Source/Mean of Collection
Progress towards gender equality								
Improved gender equality and women's empowerment among WFP-assisted population								
Cross-cutting Indicator: Proportion of households where women, men, or both women and men make decisions on the use of food/cash/vouchers, disaggregated by transfer modality / Decisions jointly made by women and men								
Nchelenge district	Food	URT: Provide cash and/or food based transfers to refugees living in official camps	male	-	-	-	-	Base Value: 2018.03 Latest Follow-up: 2018.09 Year end Target: 2018.12 CSP end Target: 2019.06
			female	-	-	-	-	
			overall	34.00	30.20	=50.00	=50.00	
Cross-cutting Indicator: Proportion of households where women, men, or both women and men make decisions on the use of food/cash/vouchers, disaggregated by transfer modality / Decisions made by men								
Nchelenge district	Food	URT: Provide cash and/or food based transfers to refugees living in official camps	male	-	-	-	-	Base Value: 2018.03 Latest Follow-up: 2018.09 Year end Target: 2018.12 CSP end Target: 2019.06
			female	-	-	-	-	
			overall	22.00	28.20	=20.00	=20.00	
Cross-cutting Indicator: Proportion of households where women, men, or both women and men make decisions on the use of food/cash/vouchers, disaggregated by transfer modality / Decisions made by women								
Nchelenge district	Food	URT: Provide cash and/or food based transfers to refugees living in official camps	male	-	-	-	-	Base Value: 2018.03 Latest Follow-up: 2018.09 Year end Target: 2018.12 CSP end Target: 2019.06
			female	-	-	-	-	
			overall	43.00	41.60	=30.00	=30.00	
Protection								
Affected populations are able to benefit from WFP programmes in a manner that ensures and promotes their safety, dignity and integrity								
Cross-cutting Indicator: Proportion of targeted people accessing assistance without protection challenges								
Nchelenge district	Food	URT: Provide cash and/or food based transfers to refugees living in official camps	male	58.10	100.00	=100.00	=100.00	Base Value: 2018.03 Latest Follow-up: 2018.09 Year end Target: 2018.12 CSP end Target: 2019.06
			female	41.90	100.00	=100.00	=100.00	
			overall	99.70	100.00	=100.00	=100.00	
Accountability to affected populations								
Affected populations are able to hold WFP and partners accountable for meeting their hunger needs in a manner that reflects their views and preferences								

Target / Location	Modalities	Activities	Gender	Base Value	Latest Follow Up	Year End Target	CSP End Target	Date/Source/Means of Collection
Cross-cutting Indicator: Proportion of assisted people informed about the programme (who is included, what people will receive, length of assistance)								
Nchelenge district	Food	URT: Provide cash and/or food based transfers to refugees living in official camps	male	68.00	48.00	=80.00	=80.00	Base Value: 2018.06 Latest Follow-up: 2018.09 Year end Target: 2018.12 CSP end Target: 2019.06
			female	32.00	51.00	=80.00	=80.00	
			overall	50.00	67.00	=80.00	=80.00	
Cross-cutting Indicator: Proportion of project activities for which beneficiary feedback is documented, analysed and integrated into programme improvements								
Nchelenge district	Food	URT: Provide cash and/or food based transfers to refugees living in official camps	male	-	-	-	-	Base Value: 2017.10 Year end Target: 2018.12 CSP end Target: 2019.06
			female	-	-	-	-	
			overall	0	-	=100.00	=100.00	
Environment								
Targeted communities benefit from WFP programmes in a manner that does not harm the environment								
Cross-cutting Indicator: Proportion of activities for which environmental risks have been screened and, as required, mitigation actions identified								
Zambia	Capacity Strengthening, Food	SMS: 3 Promote climate-smart agriculture, crop diversification and post-harvest management amongst smallholder farmers	male	-	-	-	-	Base Value: 2018.01 Year end Target: 2018.12 CSP end Target: 2019.06
			female	-	-	-	-	
			overall	100.00	-	=100.00	=100.00	

World Food Programme

Contact info

Jennifer Bitonde
jennifer.bitonde@wfp.org

Country director

Jennifer Bitonde

Cover page photo © WFP/Photolibrary
Children enjoying a school meal

<https://www1.wfp.org/countries/zambia>

Annual Country Report - Donor Version

Zambia Country Portfolio Budget 2018 (2018-2019)

Cumulative Financial Overview as at 31 December 2018 (Amount in USD)

Strategic Result	Strategic Outcome	Activity	Needs Based Plan	Allocated Contributions	Advance and Allocation	Allocated Resources	Expenditures	Balance of Resources
1	Refugees and other people affected by crisis in Zambia are able to meet their basic food and nutrition requirements all year long	Provide supplementary feeding for targeted refugees to address moderate acute malnutrition (MAM) and prevent acute malnutrition.	171,434	12,409	0	12,409	10,647	1,761
		Provide cash and/or food based transfers to refugees living in official camps	4,637,259	2,843,620	0	2,843,620	1,626,522	1,217,097
		Non Activity Specific	0	291	0	291	0	291
	Vulnerable schoolchildren in prioritized food insecure districts have access to adequate and nutritious food throughout the year	Develop and strengthen the capacity of the government bodies responsible for the national home grown school meals programme	3,919,223	4,457,257	0	4,457,257	3,226,414	1,230,843
Subtotal Strategic Result 1. Everyone has access to food (SDG Target 2.1)			8,727,916	7,313,576	0	7,313,576	4,863,584	2,449,992

Annual Country Report - Donor Version

Zambia Country Portfolio Budget 2018 (2018-2019)

Cumulative Financial Overview as at 31 December 2018 (Amount in USD)

Strategic Result	Strategic Outcome	Activity	Needs Based Plan	Allocated Contributions	Advance and Allocation	Allocated Resources	Expenditures	Balance of Resources
2	Communities in food insecure areas have improved nutritional status in line with national targets by 2020	Provide technical expertise to government and private sector entities involved in the production and marketing of nutritious products	1,203,499	712,822	0	712,822	219,130	493,691
Subtotal Strategic Result 2. No one suffers from malnutrition (SDG Target 2.2)			1,203,499	712,822	0	712,822	219,130	493,691
3	Targeted smallholders have increased livelihood resilience in the face of natural, social and economic related shocks by 2030	Promote climate-smart agriculture, crop diversification and post-harvest management amongst smallholder farmers	449,591	911,977	0	911,977	520,288	391,689
		Provide enhanced access to markets, financial, insurance and aggregation services to smallholder farmers	1,152,729	486,037	0	486,037	166,283	319,754
Subtotal Strategic Result 3. Smallholders have improved food security and nutrition (SDG Target 2.3)			1,602,320	1,398,014	0	1,398,014	686,571	711,443

Annual Country Report - Donor Version

Zambia Country Portfolio Budget 2018 (2018-2019)

Cumulative Financial Overview as at 31 December 2018 (Amount in USD)

Strategic Result	Strategic Outcome	Activity	Needs Based Plan	Allocated Contributions	Advance and Allocation	Allocated Resources	Expenditures	Balance of Resources
5	Disaster management, social protection and economic systems in Zambia reliably address the basic food and nutrition needs of the vulnerable populations throughout the year, including in times of crisis	Provide coordination capacity to government entities responsible for social protection and other food-security related sectors	622,315	712,298	0	712,298	287,711	424,587
		Provide capacity strengthening to government entities responsible for disaster preparedness and response	380,241	0	0	0	0	0
Subtotal Strategic Result 5. Countries have strengthened capacity to implement the SDGs (SDG Target 17.9)			1,002,556	712,298	0	712,298	287,711	424,587
		Non Activity Specific	0	1,361,868	0	1,361,868	0	1,361,868
Subtotal Strategic Result			0	1,361,868	0	1,361,868	0	1,361,868
Total Direct Operational Cost			12,536,291	11,498,577	0	11,498,577	6,056,996	5,441,582
Direct Support Cost (DSC)			1,495,698	1,167,720	0	1,167,720	403,351	764,369
Total Direct Costs			14,031,989	12,666,297	0	12,666,297	6,460,347	6,205,950
Indirect Support Cost (ISC)			912,079	728,624		728,624	728,624	0
Grand Total			14,944,069	13,394,921	0	13,394,921	7,188,971	6,205,950

This computer generated report is certified by the Chief of Contribution Accounting and Donor Financial Reporting Branch (RMFC)

Columns Definition

Needs Based Plan

Latest Approved Version of Needs Based Plan in USD

Allocated Contributions

Allocated contributions include confirmed contributions with exchange rate variations, multilateral allocations, miscellaneous income, resource transferred, cost recovery and other financial adjustments (e.g. refinancing); excludes: internal advances.

Advance and allocation:

Internal advanced/allocated resources but not repaid in USD.

This includes different types of internal advance (IPL or MAF) and allocation (IRA).

Allocated Resources

Sum of Allocated Contributions, Advance and Allocation

Expenditures

Cumulative monetary value of goods and services received up to the reporting period.

Balance of Resources

Allocated Resources minus Expenditures

Annual Country Report - Donor Version

Zambia Country Portfolio Budget 2018 (2018-2019)

Annual Financial Overview for the period 1 January to 31 December 2018 (Amount in USD)

	Needs Based Plan	Implementation Plan*	Expenditures
Zambia	14,944,069	7,047,507	7,089,341
<i>*Original Implementation Plan as per the Management Plan 2018</i>			