

SAVING  
LIVES  
CHANGING  
LIVES



# Liberia

## Annual Country Report 2018

Country Strategic Plan  
2018 - 2019

ACR Reading Guidance



World Food  
Programme

# Table of contents

Summary	3
Context and Operations	5
Programme Performance - Resources for Results	7
Programme Performance	8
Strategic Outcome 01	8
Strategic Outcome 02	8
Strategic Outcome 03	9
Strategic Outcome 04	9
Strategic Outcome 05	10
Strategic Outcome 06	11
Cross-cutting Results	12
Progress towards gender equality	12
Protection	12
Accountability to affected populations	13
Environment	13
Access to Education	15
Figures and Indicators	16
Data Notes	16
Beneficiaries by Age Group	17
Beneficiaries by Residence Status	17
Annual Food Distribution (mt)	17
Annual CBT and Commodity Voucher Distribution (USD)	18
Output Indicators	20
Outcome Indicators	22
Cross-cutting Indicators	29
Progress towards gender equality	29

# Summary

In 2018, Liberia made significant progress in its transition into peace, stability and development with the first quarter of the year seeing the inauguration of a new Government and the closure of the United Nations peacekeeping mission in the country. Nevertheless, a weakening economy affected vulnerable communities throughout the year, with food insecurity a persistent barrier to development. WFP continued to support the Government in its efforts to achieve Zero Hunger. In 2018, under its transitional-interim country strategic plan (T-ICSP), WFP supported the Government in assisting over 227,000 vulnerable people with vital food and nutrition assistance, including providing humanitarian assistance to 28,310 people in communities affected by severe flooding.

With limited funding, WFP's operational implementation was severely challenged, particularly throughout the first-half of the year, resulting in under achievement of planned distributions, mainly in strategic outcome 2 covering school feeding and nutrition activities. However, nearly 39 percent of funding was received thus enabling the country office to continually provide the necessary technical support to the Government, working in close coordination with the Ministries of Education, Health and Agriculture in particular, to ensure the prioritisation of food security in national policies and programmes. WFP assisted the Government with ensuring reliable and updated information on national food security through conducting a comprehensive food security and nutrition survey, the first since 2013.

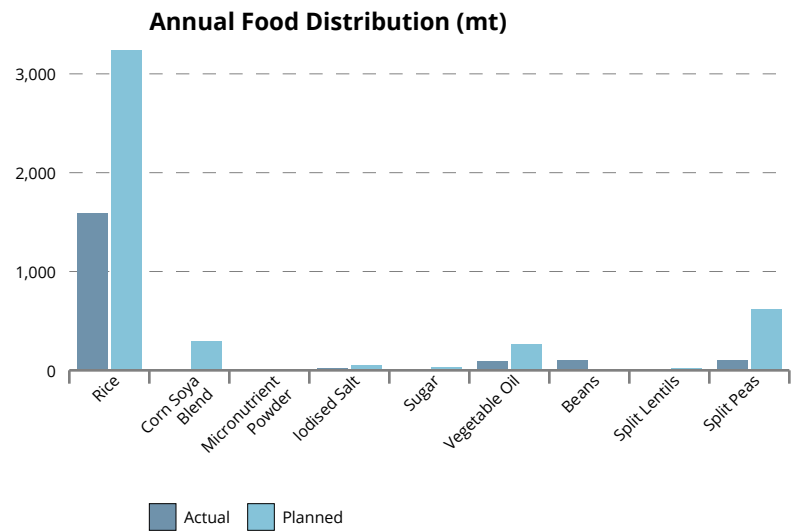
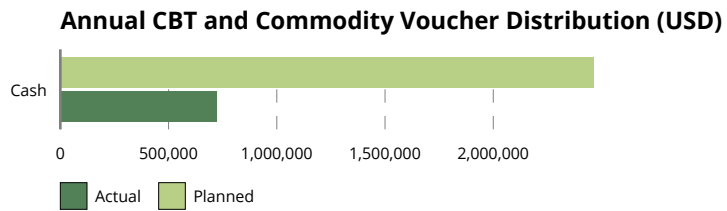
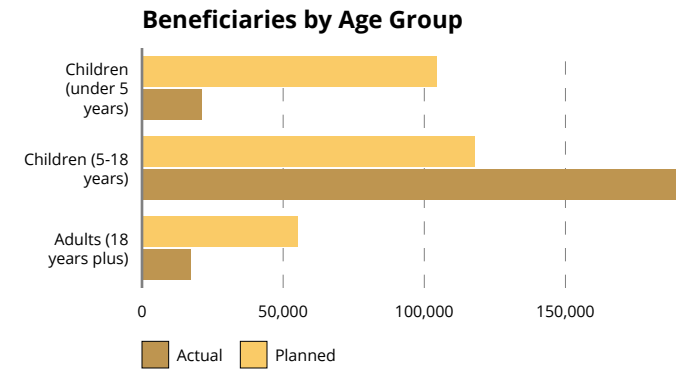
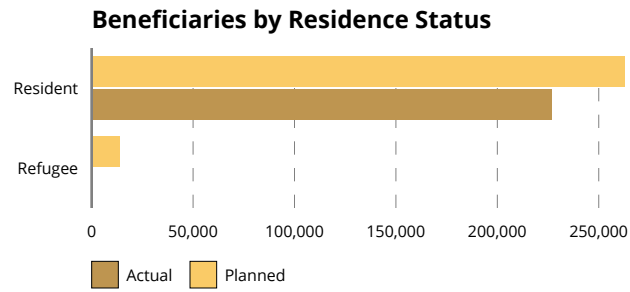
WFP worked closely alongside the Government to support its priorities set out in the Pro-Poor Agenda for Prosperity and Development (PAPD), particularly in the promotion of a government-owned, sustainable national home-grown school feeding programme (HGFSF). To enhance national enrolment and retention rates, with a particular focus on adolescent girls through the girls take-home rations programme, WFP provided daily hot meals to schools in six counties. In addition, WFP and the Government jointly convened a national stakeholders conference for HGFSF which established a national multi-sectoral planning and coordination committee for HGFSF, bringing together actors from the Government, the United Nations, non-governmental organisations (NGOs), the private sector and development partners. Going forward into 2019, through this mechanism and ongoing capacity strengthening training, WFP will continue to support the Government of Liberia to enhance their capacity to implement national school feeding programmes, particularly HGFSF.

Beyond school feeding, WFP supported the Ministry of Agriculture in promoting agricultural production in Liberia and lessening the country's dependence on importation. Where possible, WFP prioritised purchasing from Liberian smallholder farmers and, in cooperation with local NGOs and farmers' cooperatives, with a focus on rural women smallholder farmers, provided linkages with sustainable markets, including WFP's HGFSF programme.

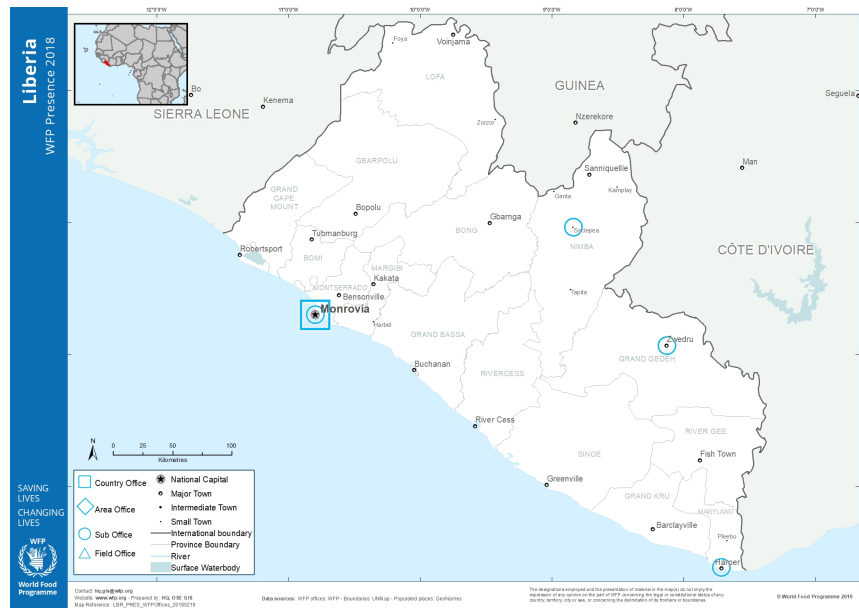
WFP continued to contribute towards the joint programme on accelerating progress towards the economic empowerment of rural women, implemented in coordination with the Food and Agriculture Organisation (FAO) and UN Women, by providing women smallholder farmers with training and information to improve their agricultural production as well as assist with access to credit to start or expand their activities.

**227,059**  
**total beneficiaries**  
**in 2018**

50% female      50% male



# Context and Operations



In the first quarter of 2018, Liberia experienced two major transitions. One was a democratic change in government, the first in over seventy years. The other was the closure of the United Nations Mission in Liberia peacekeeping operations at end of March. These two events marked 2018 as a significant year in the country's ongoing transition out of emergencies towards development. Following their election, Liberia's new government, under the leadership of President George M. Weah, launched its Pro-Poor Agenda for Prosperity and Development (PAPD). This five-year national plan sets out the government's vision for sustainable, inclusive and accelerated development in Liberia through the prioritization of poverty alleviation mechanisms. Despite the achievements in the political transition and the country's success in sustaining peace, Liberia's economy faced continuous instability throughout 2018 having failed to fully recover from multiple shocks including the 2014/15 Ebola virus disease outbreak. High rates of inflation combined with a significant depreciation of the Liberian Dollar resulted in rising costs of living, undermining the welfare of Liberians particularly vulnerable rural communities.

Although fifteen years passed since the end of the fourteen-year civil war, Liberia remains a fragile State with 50 percent of the population (4.6 million people, 49 percent women) living in poverty, rising to 71 percent in rural areas.[1] In 2017, Liberia ranked 181 out of 189 countries in the Human Development Index (United Nations Development Programme). Food insecurity and malnutrition remain grave concerns, particularly considering the under-development of the agricultural sector. The 2018 comprehensive food security and nutrition survey (CFSNS) indicated that approximately one in five households in Liberia are food insecure (16 percent moderately; 2 percent severely). A further 42 percent of households are marginally food secure and therefore vulnerable to falling into food insecurity because of shocks including climatic shocks which Liberia is vulnerable to. The prevalence of stunting remains serious according to the World Health Organisation (WHO), with 35.5 percent of children aged 0-59 months stunted.[2]

Despite the country's optimal climatic conditions, Liberia is a food-deficit country. Agriculture remains largely subsistence orientated with low utilization of inputs such as fertilizers leading to a heavy reliance on imported food including the staple rice. Within the PAPD, the Government recognized scaled-up investments in agriculture as a necessary mechanism for Liberia's overall sustainable economic growth and human development.

The low level of access to quality education remains a major underlying contributor to poverty and food insecurity in Liberia. In 2016, 62 percent of primary school age children were out of school (61 percent boys; 64 percent girls)[3], with a primary school net enrolment ratio of only 37.5 percent in 2015 (39 percent boys; 36 percent girls)[4]. Indeed, gender inequality is rife with



Liberia ranked 150 out of 159 countries on the Gender Inequality Index[5], with gender disparity in education of great concern. Adult literacy rates depict the large disparity in education between men and women (32.8 percent of women; 62.4 percent of men).

WFP's support to the new Liberian government throughout its first year in power has been critical in terms of policy development and ensuring vulnerable Liberians continue to receive necessary food and nutrition assistance. In 2018, informed by the previous year's Zero Hunger Strategic Review, WFP implemented a Transitional – Interim country strategic plan (T-ICSP) tailored to the needs of Liberia's post-conflict development context. Through six strategic objectives, the T-ICSP ensured WFP provided targeted support to the Government in advancing efforts to achieve Sustainable Development Goal (SDG) 2 (Zero Hunger) and contribute towards its development targets within the PAPD.

In coordination with the Government and United Nations agencies, WFP reached vulnerable communities in nine counties across Liberia with direct food and nutrition support. In addition to the implementation of school feeding activities (strategic objective 2) and enhancing agricultural value chains through strengthening the capacities of smallholder farmers (strategic objective 4), WFP provided essential food and logistics assistance for the national emergency response to seasonal flooding between August and October 2018 (strategic objective 1). Targeting was informed by the 2013 Comprehensive Food Security and Nutrition Survey (CFSNS) complemented by other food security and nutrition-related assessments and studies conducted by government and partners. Moreover, WFP supported the Government to conduct the 2018 Comprehensive Food Security and Nutrition Survey (CFSNS) (strategic objective 5), the first survey since 2013 to assess the level of household food insecurity and malnutrition.

In 2018, WFP provided enhanced support to the Government in implementing home-grown school feeding (HGSF) as a vital social safety-net in Liberia. Through the convening of a national stakeholders conference and a multi-sectoral planning and coordination committee, the Government has prioritized HGSF as a mechanism to strengthen agriculture and education as well as advance overall economic and social development. The Government acknowledged WFP's expertise in developing a sustainable, nationally owned HGSF programme to enhance the livelihoods of vulnerable Liberians.

# Programme Performance - Resources for Results

WFP Liberia experienced significant funding constraints throughout 2018 which posed a challenge to the country office's ability to fully implement planned programmes, particularly throughout the first half of the year (January – June 2018). In total, WFP was 37 percent funded against its needs-based plan with overall requirements of USD 29.3 million for the T-ICSP duration (January – December 2018). Of the available resources in 2018, USD 4.5 million was received in multilateral funding while the remaining funds were received in directed contributions, the majority of which was carried over from previous years. Furthermore, the country office activated WFP's corporate internal funding mechanism to implement the crisis response under Strategic Outcome 1.

Despite the funding challenges throughout the year, WFP continued to work closely with the Government of Liberia to implement its T-ICSP and reach vulnerable Liberians with food and nutrition support. With the available funding, in close collaboration with the host country and key partners, WFP was able to meet 57 percent of its outcome indicator targets and 44 percent of output indicators.

In response to the funding constraints, WFP significantly enhanced resource mobilization efforts throughout 2018 to improve its immediate and mid-term funding prospects. WFP developed a robust partnerships action plan to increase donor engagement, with a focus on flexible and multi-year funds, and co-organized a national stakeholders conference on HGSP with the Government and the donor community to enhance investment in the national HGSP programmes. Efforts were made to broaden the donor base with renewed engagements with the private sector, international financial institutions and non-traditional government donors. WFP remains committed to ensuring resource mobilization is prioritized and synergies among activities optimized to mitigate the effects of limited funding on implementation in 2019.

In 2018, Strategic Outcome 2 was severely affected by funding constraints with WFP forced to suspend all activities and reduce the girls take-home rations programme from February to June 2018. However, the reduction in the rations did not negatively affect the overall attendance of girls because the girls take-home rations programme did not stop completely. With multilateral and private sector contributions being confirmed in the second quarter of the year, WFP was able to resume the school feeding programme and the HGSP pilot from October 2018. These funds allowed WFP to reach schools in six out of nine targeted counties. Although Strategic Outcome 4 was well funded in 2018, the timing of WFP receiving contributions limited implementation of activities. The majority of funds from the Government of Japan and the Rural Women's Economic Empowerment Fund were received in the second and third quarters of the year. WFP was able to implement its livelihoods activities albeit with reduced

geographic targeting due to the supply chain complications arising from 2018's particularly harsh rainy season. An evaluation of the UN Joint Programme on Rural Women Economic Empowerment was undertaken in the last quarter of 2018. The result of the evaluation will inform programme implementation in 2019.

Despite efforts in advocacy and increased partnership with the Ministry of Health, a lack of resources for nutrition activities meant the country office could not implement the planned HIV/AIDS and TB treatment activities in 2018 under Strategic Outcome 2 or the planned nutrition coordination activities under Strategic Outcome 3. Furthermore, to reflect the persistent lack of funding for humanitarian supply chain activities and in line with an evaluation reflecting a decreased need for such interventions, WFP did not implement activities under Strategic Outcome 6 in 2018 and undertook a budget revision to reduce these requirements from August 2018 onwards.

# Programme Performance

## Strategic Outcome 01

Refugees and other crisis-affected populations are able to meet their basic food and nutrition needs during and in the aftermath of crises across the country

This strategic outcome targeted populations affected by shocks or crises with context-driven assistance to assist them in meeting their basic food and nutrition needs. As a contingency outcome, upon request from the Government of Liberia, WFP implemented nutrition-sensitive food distributions before and throughout the aftermath of natural or man-made crises in the country. WFP worked closely with the government's National Disaster Management Agency (NDMA) and the One United Nations (UN) System, to reduce the effect of shocks on the livelihoods and well-being of affected households.

In July 2018, following heavy seasonal rainfall across Montserrado, Grand Bassa, Margibi and Bomi counties, the Government of Liberia requested assistance from the One UN and development partners to provide emergency relief to 51,000 people in affected communities. Of this, the Government identified 37,000 people in need of emergency food and nutrition assistance. WFP activated strategic outcome 1, conducting a budget revision to the T-ICSP to accommodate for the increased number of beneficiaries, and an immediate response emergency operation (IR-EMOP) between August and October to provide food and cash based transfers (CBT) to those identified as in need. Furthermore, WFP provided logistics and supply chain support to the government's delivery of non-food relief items, meeting 40 percent of the indicator target, in coordination with the One UN system, Liberian National Red Cross and Liberia Refugees Repatriation and Resettlement Commission (LRRRC).

Activities in this strategic outcome provided unconditional resource transfers to vulnerable households affected by the 2018 flooding disaster. Under this strategic outcome, WFP reached 99 percent of beneficiaries planned in 92 communities through a combination of food assistance and CBT via mobile money. Of this, 23 percent of the beneficiaries (those in remote communities with poor market access) received a nutrition-sensitive food basket comprising rice, locally produced nutritious beans, fortified vegetable iodized salt. Seventy-seven percent (those in locations where markets were functioning and mobile connectivity was strong) received assistance through CBT. To complement food and cash distributions, WFP provided nutrition-awareness through key messages on infant and young child feeding (IYCF). This was done using both one-one counselling and group session approach. Information education counseling (IEC) materials were issued to each household attending the session.

WFP faced challenges in achieving the outcomes and outputs for this strategic outcome due to the lack of accurate and available data for the communities affected by the floods. As a mitigation measure, WFP coordinated an acceleration of the verification exercise by enhancing the capacity of the field team to include ten WFP-trained enumerators. Additional agents from the mobile money service providers were made available to complete registration of households for CBT through mobile money transfer. These issues, although resolved, resulted in some delays to the delivery of food assistance and achievement of the strategic outcome. WFP put in place increased capacity through better coordination with NDMA. Additionally, support was provided to more beneficiaries to use mobile money to limit the effects of the delays for future flood or emergency responses across Liberia.

## Strategic Outcome 02

School-aged children and populations affected by HIV/TB in targeted areas have access to adequate, safe and nutritious food all year round

To address the root causes of hunger in Liberia, this strategic outcome targeted school-aged children and populations affected by HIV/AIDS and tuberculosis (TB) with access to adequate, safe and nutritious food. WFP, in partnership with the Ministries of Education and Health and international NGOs based in Liberia, supported the implementation of a national school feeding programme with a focus on promoting local purchase to enhance the livelihoods of communities. Targeted HIV/TB-affected populations and prevention of mother to child transmission (PMTCT) clients were identified to receive food and nutrition assistance to simultaneously increase treatment uptake and effectiveness.

Funding constraints greatly affected WFP's ability to implement planned activities under this strategic outcome and, therefore, perform well against the output and outcome indicators. WFP could not provide specially blended food to malnourished people living with HIV (PLHIV) and TB clients because of inadequate resources throughout the year. Nevertheless, WFP worked alongside the Ministry of Health and UNAIDs to continuously advocate for nutrition activities and monitor the effect of the lack of food and nutrition support on PLHIV/TB clients. Through the 2018-2019 funding of the Unified Budget, Results and Accountability Framework (UBRAF)[1], WFP is undertaking an assessment of nutrition and livelihood options for People Living with HIV/TB to inform the design of new resource mobilization strategy for advocacy and fund raising.

WFP's activities under the school feeding programme included the provision of locally produced nutritious daily hot meals (comprising assorted home-grown rice, vegetables and tubers) to primary schoolchildren and monthly take-home





rations (555 g locally produced rice and 33 g of vegetable oil) to adolescent girls in grades 4 to 6 for a student's household of five members. WFP also provided capacity strengthening support to Ministry of Education staff for the implementation of school feeding activities. In addition, this activity included the provision on non-food items essential to serving healthy school feeding. Inadequate resources limited WFP ability to continually implement this activity throughout 2018 with activities being completely suspended from February to June 2018. Improved funding levels allowed WFP to resume school feeding distributions from September 2018, the start of the new academic year.

In the first quarter of 2018, WFP successfully reached 110 percent of schoolchildren planned (49 percent girls and 51 percent boys) with daily school feeding. Because of resource constraint beginning the second quarter of the year, WFP was compelled to implement a prioritization plan for school feeding activities including reducing the target schools to those in five counties rather than nine and not procure safe stoves for targeted schools as planned. Additionally, WFP was able to provide 64 percent of planned kitchen utensils and 100 percent of agricultural tools useful for school gardens to target schools throughout the year. In partnership with the Ministry of Education, WFP enhanced its donor engagement, developing a partnerships action plan to ensure increased and diversified fundraising strategies and mitigate the risk of funding deficit for implementation in 2019.

In 2018, food security outcome data under the school feeding programme could not be collected because of resource constraints. Additionally, beyond the continued disruption of school feeding activities because of funding deficit, delays occurred in procuring food items locally and regionally, particularly beans and pulses, thus compelling WFP to irregularly distribute a complete food basket. To mitigate this risk in 2019, WFP will actively engage with farmers and producer groups to communicate the anticipated needs.

### Strategic Outcome 03

Targeted population (children 6 to 23 months) have reduced malnutrition, including reduced stunting rates in line with national targets by 2025

This strategic outcome addressed the root causes of malnutrition through the provision of micronutrient/supplementation to targeted populations as well as strengthened capacity for national and sub-national institutions. WFP partnered with the United Nations International Children's Emergency Fund (UNICEF) and the Government of Liberia through the Ministry of Health to prioritize nutrition activities tackling the high levels of chronic malnutrition in the country. Indeed, the government's pro-Poor Agenda for Prosperity and Development (PAPD) sets out a target to reduce the national average stunting of children aged 6-23 months to 22 percent by 2023. The results of the 2018 displayed a national

average stunting rate of 35.5 percent signifying the importance of activities aimed at reducing chronic malnutrition given the long-term effects it has on children's development potential.

Because of funding constraints, activities under this strategic outcome were not implemented in 2018. WFP continued to advocate with the Government of Liberia and development partners in the country for the prioritization of nutrition in their ongoing development strategies, particularly as the Comprehensive Food Security and Nutrition Survey (CFSNS) indicated a 3.5 percent increase in the prevalence of stunting compared to the 2013 CFSNS.

As the lead organization for the coordination of nutrition activities among UN agencies in Liberia, WFP in 2018, led the process of making the Renewed Efforts Against Child Hunger and under nutrition (REACH) operational in the country. REACH is a UN initiative that supports government efforts in promoting nutrition through Scaling Up Nutrition (SUN) movement in the country. The main REACH partners among UN agencies in Liberia are the office of the UN Resident Coordinator, WFP, UNICEF, WHO, FAO, UN Women and UNFPA. In July 2019, WFP will establish its country strategic plan in Liberia and will continue to increase resource mobilization for nutrition activities to mitigate the risk of sustained funding deficit.

### Strategic Outcome 04

Food-insecure smallholders and communities in targeted areas have enhanced livelihoods to better meet food security and nutrition needs by 2030

As a resilience building mechanism, this strategic outcome aimed to strengthen smallholder farmers' capacity to maintain their productive livelihood assets and reduce post-harvest losses while providing sustainable market linkages for their surplus produce. To enhance resilience, WFP ensured climate adaptation measures, providing insurance that safe guards against seasonal shocks, the introduction of nutrition sensitive agriculture approaches and promotion of diet diversification, as well as promoting the participation of smallholder women farmers and youth. WFP interventions supported the government's pro-Poor Agenda for Prosperity and Development (PAPD) and were implemented in close collaboration with the Ministry of Agriculture, the Food and Agriculture Organisation of the United Nations (FAO), United Nations Entity for Gender Equality and the Empowerment of Women (UN Women), civil society organisations and local NGOs.

The agriculture and livelihood activities within this strategic outcome included developing productive lowland assets for staple crop production through the food assistance for assets mechanism that provided in-kind food incentives of 1



mt. This activity included the provision of non-food items which included agriculture inputs (seeds, tools, equipment and storage) essential to facilitating labour based farm practices and curtailing post-harvest losses. Because of the delays associated with in-kind commodities the project had a short duration of five months (August-December 2018), while a project of such magnitude which includes the seasonality and livelihood patterns should be at least for over 18 months to achieve the desired result.

Under activity 6 and through partnership with the Ministry of Agriculture, local government authorities and civil society groups including NGOs, WFP managed to record achievements and successful implementation of the three-pronged approach for resilience building by conducting the seasonal livelihood planning and the community based participatory planning exercise. Because of funding constrains, the major activity on communications and education promotion for the agricultural sector to youths and schoolchildren was non-funded until late 2018.

Under activity 7 and with synergies reach through the post-purchase for progress aggregators and traders, WFP supported the aggregation and procurement of food items through purchase of locally produced staples (rice and pulses) for the home-grown school feeding and assistance to flood-affected persons. Achieving planned local procurement target was impeded by the aggregators lack of business plan, poor supply chain networks and infrastructure.

Under the fourth activity for strategic outcome 4, the most significant achievement was the establishment of local service partnerships to support the community grain reserves (CGRs) in managing and maintaining the agro-processing machines. This activity received additional funds to scale-up CGR activities under the United Nations Joint Programme on Rural Women economic empowerment. All other activities will be carried over to 2019. The main challenges were due to funding to scale-up on planned capacity strengthening exercises.

The follow-up values for the indicator “proportion of the population in targeted communities reporting environmental benefits” appear high compared to the target because data collection was done in communities where WFP directly implemented food assistance for assets activities, and participants of the assets created by the communities see themselves as benefiting from the lowlands that were either developed or rehabilitated during the project.

The measurement of the indicator “Rate of post-harvest losses” was not tracked because the activity that could support data collection for this indicator was not implemented. This indicator required the implementation of a "zero food loss" training on post-harvest management for farmers, as well as the willingness of

farmers to purchase, and begin to use one of several hermetic storage options from private sector suppliers. As part of the measurement of this indicator, WFP was expected to carry out regular laboratory testing for the aflatoxin level in food stored by targeted farmers. However, resource constraints prevented WFP to measure this indicator.

### Strategic Outcome 05

National and sub-national institutions have strengthened capacity to manage food security and nutrition policies and programmes by 2025

The strategic outcome 5 of the T-ICSP sought to contribute to enhanced national capacity in food security and nutrition monitoring and to ensure that national institutions had the capability to provide early warning on food and nutrition security, and track progress toward zero hunger on a timely and regular basis. The outcome supported WFP Strategic Result 5 – Enhanced capacity and partnership towards zero hunger (SDG Target 17.9).

In 2018, WFP interventions under this strategic outcome included support to the government's effort to put in place a robust food security monitoring system (FSMS) identified by the national food security and nutrition strategy (NFSNS). The FSMS consists of three components: (1) market price monitoring, (2) food security and nutrition surveillance system (FSNSS) and (3) comprehensive food security and nutrition survey (CFSNS). As part of this initiative, WFP provided technical and financial support for the finalization of the 2018 CFSNS. Market price monitoring was supported for only the first quarter of 2018 due to resource constraints.

Because of resource and capacity constraints, it was not possible to track and measure progress toward the achievement of the outcome indicator related to the "zero hunger capacity scorecard". However, despite the challenges, WFP was able to achieve some of the activities planned to support the government nutrition sector. At the request of the Government WFP provided technical support to the review of the national nutritional policy. In addition, WFP made a major contribution to the review of the national Integrated Management of Acute Malnutrition (IMAM) guidelines to reflect the current development based on World Health Organization (WHO) updates. WFP together with other stakeholders are committed to supporting the government Scaling Up Nutrition (SUN) initiatives in Liberia. Several local networks from the Government, civil society, the United Nations, donors, businesses, researchers and academia are engaged in a collective effort to improve nutrition in Liberia. WFP, as lead UN agency in nutrition in Liberia, took central role in ensuring UN Network for Scaling Up Nutrition (SUN) and Renewed Efforts Against Child Hunger and Under-nutrition (REACH) is activated in the country to operationalize and promote a country-led multi-sectoral approach to addressing malnutrition in all

its forms to achieve nutrition-related Sustainable Development Goals (SDGs) targets.

### **Strategic Outcome 06**

Humanitarian and development partners have access to common services throughout the year

Persistent supply chain bottlenecks including bad road conditions, particularly throughout Liberia's rainy season, and high costs associated with logistics services continued to lead to long delays in the delivery of commodities throughout Liberia. As such, this strategic objective addressed the root causes related to the provision of services for humanitarian actors in the country to enable them to achieve their goals related to SDG 2. Following the closure of the United Nations Mission in Liberia (UNMIL) in early 2018, WFP foresaw an opportunity to utilize its strong global and country-specific supply chain expertise to enable the Government to provide timely assistance, food and medical supplies to vulnerable populations particularly those in remote and inaccessible locations.

However, as Liberia continued to recover from large scale humanitarian emergencies, the demand for supply chain services in the country has severely decreased particularly since the end of the Ebola virus outbreak in 2015. Accordingly, mid-way through 2018 with no received or projected resources or demand, a budget revision was approved to remove this strategic outcome from WFP's transitional interim country strategic plan. WFP did not implement any activities under this strategic outcome in 2018.

# Cross-cutting Results

## Progress towards gender equality

Improved gender equality and women's empowerment among WFP-assisted population

The scale of gender inequalities in Liberia varies throughout the country depending on status, region, location and traditional cultures. Women have less access to employment, education, health care, property, and justice when compared to men. In the HDI related Gender Inequality Index, Liberia ranks 154 out of 160 countries;[1] with high rates of maternal mortality, early marriage, adolescent girls giving birth, unmet need for family planning, intimate partner violence, combined with low rates of women labour force participation and representation in decision-making bodies, including the national parliament.[2] In particular, gender inequalities in education persist, with girls facing obstacles to enrolment, attendance and completion, particularly in the south-eastern regions. Adult literacy rates reflect the inequalities in formal education, with approximately one-third (32.8 percent) of women being literate, compared to almost two-thirds (62.4 percent) of men.[3]

To address these challenges and promote gender equality in Liberia, WFP participated in and supported various corporate and global initiatives. In March 2018, WFP joined other stakeholders including UN agencies, civil society organizations and women and men's organizations, youth groups and the Government to celebrate Internal Women Day (IWD) in designated locations throughout the country. WFP supported the annual celebration of the 16 Days of Activism Against Gender-Based Violence (GBV). The 2018 IWD events were launched in Monrovia separately by the Government and the United Nations Country Team (UNCT) under the leadership of the UN Resident Coordinator. The 2018 event had as a theme "Orange the World – Support GBV Survivors".

Throughout 2018, under its T-ICSP, WFP Liberia implemented gender-sensitive and gender transformative programmes with activities targeting adolescent girls and rural women. WFP's take-home rations specifically sought to enhance the enrolment and attendance rates for 4,000 adolescent girls in areas identified as having low enrolment and high drop-out rates for girls and high levels of food-insecurity. The programme experienced funding constraints throughout the year affecting continuous implementation. Nevertheless, the overall implementation positively affected adolescent girls' enrolment rates. WFP Liberia plans to continue this programme in 2019 and enhances its effect through a potential partnership with UNFPA for the convergence of activities related to adolescent girl's sexual reproductive health education.

In addition, WFP continued to implement the Rural Women's Economic Empowerment (RWEE) programme in partnership with FAO and UN Women. WFP provided livelihoods support to rural women through agricultural

programmes to empower them with income and employment opportunities. To date, the programme benefitted over 41,000 women who received training on agricultural production, nutrition, income generation and leadership as well as agricultural tools, technologies, and credit through small village savings and loan schemes to start or expand their activities. In 2018, the programme successfully met 94 percent respectively on target outcome indicator for proportion of households where women make decisions on the use of assistance package, and proportion of food assistance decision-making entity members who are women.

## Protection

Affected populations are able to benefit from WFP programmes in a manner that ensures and promotes their safety, dignity and integrity

The main concerns identified for beneficiaries receiving food assistance through cash-based transfers (CBT) was that women receiving such assistance on behalf of their families often underwent undue pressure from their spouses, who wished to be the direct recipients of the assistance, to surrender portion of the food rations to them "for safe keeping". In addition, beneficiaries were at risk of being harassed or robbed on their way home from cash distribution points. Similarly, in the monthly girls' take-home ration and food assistance for assets categories, the risk was associated with the possibility of beneficiaries losing their food rations to thieves who would attempt to steal or even physically take food items away from them while en route home.

To mitigate these risks, WFP put in place strong mechanisms for the protection of rights, dignity, needs, and data of all beneficiaries. WFP stepped up its preventive awareness-raising sessions with vulnerable people in all categories to prevent against falling victims of harassment, physical abuse and theft when receiving WFP's assistance. Cash-out distributions were encouraged only during day time for transparency as well as to avoid criminal attacks at night. In the girls' take-home ration category, ration distributions took place on school campuses, which in most cases are within the communities where their parents and guardians resided. Distributions occurred during day time to allow them to safely take home their rations without any risk.

In 2017, 42 percent of participants in WFP Liberia assistance programmes indicated that they were informed about the programme, their entitlements and the schedule for food distribution. The 2018 figure is 50 percent less than the target for the same indicator for last year, primarily because of how beneficiaries



wrongly perceived the purpose for which the data was being collected. This low response rate can be however be attributed to the short duration (two months) of the assistance and the fact that cash distribution was new to most of the beneficiaries as WFP was known for food distribution for over five decades, and particularly during the protracted Liberian civil conflict between 1990-2003. The low proportion of beneficiaries informed about WFP assistance resulted from the low literacy rates in Liberia as messages about the programme were aired in on national and community radio stations while visibility materials illustrating beneficiaries' entitlements were displayed at each distribution site. To address this issue, WFP is investing more in raising awareness using messages translated into simple English and making use of vernacular jingles and other forms of messaging that take into consideration the local context.

#### **Accountability to affected populations**

Affected populations are able to hold WFP and partners accountable for meeting their hunger needs in a manner that reflects their views and preferences

In 2018, WFP in Liberia ensured that stakeholders at different levels were adequately informed about its programmes and activities. At the national level, WFP remained engaged with senior government officials, particularly those in ministries and agencies with direct linkages to WFP operations and periodically provided updates on activities and implementation status. In this regard, WFP, in collaboration with the Government, organized a one-day national stakeholders conference on home-grown school feeding in July 2018. The conference enabled broad-based consultations and dialogue on the implementation of a nationally-owned home-grown school feeding initiative and highlighted its potential as a critical driver of development (agriculture, education, market linkages) in Liberia. The gathering afforded WFP the rare opportunity of apprising other UN agencies, NGOs, Government and beneficiaries about the full WFP operations within the framework of the transitional interim CSP which will be replaced with a CSP in July 2019.

At community level, WFP interacted with beneficiaries through regular backstopping field missions, field monitoring and spot check visits to project sites. Efforts were made to review and update monitoring tools and field data collection questionnaires to capture adequate feedbacks from programme

beneficiaries and stakeholders for inform decision making about project progress and performance.

During the flood emergency which lasted from July to November 2018, WFP and government counterparts including the National Disaster Management Agency (NDMA), Liberia Refugee Repatriation and Resettlement Commission (LRRRC) and the Liberian Red Cross, organized joint awareness-raising sessions in flood-affected communities to provide beneficiaries with information about the government-led emergency response. To illustrate steps and procedures, WFP produced large posters which were displayed at distribution points during beneficiaries' registration, verification as well as food distribution exercises. To mitigate the low proportion of beneficiaries informed of the WFP assistance, sensitization is planned to continue during the entire period of the activity implementation. In schools where WFP provided school-feeding assistance, two refresher training were held at district levels to provide school authorities with basic information required for the day-to-day management of the feeding programme. At livelihood and resilience project sites, participants and beneficiaries were periodically provided with information about WFP programmes including their obligations and entitlements as well as the roles and responsibilities of WFP and the Government.

These monitoring activities were complemented by the beneficiaries feedback mechanism (BFM) through which WFP received feedback in the form of complaints and commendations from beneficiaries and concerned individuals about WFP interventions. In 2018, WFP underwent two major staffing structure reviews during which the capacity of the country office monitoring and evaluation team was reduced from six to two staff members. The BFM platform became instrumental in supporting the WFP's monitoring and evaluation system as the remaining M&E; team utilized it to gather comments, complaints and commendations about school feeding, livelihoods, resilience and other activities in project areas where regular monitoring visits had become infrequent resulting from the reduction in staff and poor road access during the rainy season.

#### **Environment**

Targeted communities benefit from WFP programmes in a manner that does not harm the environment

WFP Liberia core environmental concerns can be traced to deforestation, urban river pollution, limited sensitization on the sector, illicit artisanal mining of gold and diamond and improper garbage disposal. Although Liberia is among countries in the world with the lowest land use trends, with forests covering nearly two-thirds of the total land surface, advocacy actions to induce a more proper land and forest use are being implemented by the Liberian government through its Environmental Protection Agency (EPA) together with additional



specialized partners (UNDP/GEF, Save My Future Liberia, Fauna and Flora of Liberia) to support efforts towards preserving the environment and promoting sustainable development which have direct effect on poverty reduction initiatives.

WFP contributed to environmental preservation by implementing green activities aimed at promoting the growth and development of the agriculture sector through investment in sustainable agriculture value chain activities at community level. Through its livelihood and resilience activities, WFP contributed to the reduction in deforestation particularly in the north-west and central counties where slash and burn upland farming is widely practiced. WFP activities supported smallholder farmers and farmer cooperatives in raising awareness on the need to move away from upland farming to farming in lowlands and inland valleys. Lowland farmers can plant twice or thrice a year on the same spot once there is enough water, thus reducing the level of shifting cultivation that is practiced annually in upland farming. In the southeastern Liberia where illicit mining for minerals is widespread especially among the unemployed youth population, WFP gave incentives through its food for asset creation initiatives as a short-term alternative employment option to encourage youths to get involved in small scale agriculture as a source of livelihood. Despite major funding deficits experienced throughout 2018, WFP continued to promote the use of energy-efficient cooking stoves in schools participating in the school feeding programme.

In 2017, WFP country office in Liberia was selected among country offices in the region to pilot the use of solar energy in its premises both in the main and the field offices. This project, aimed at cutting WFP's carbon footprint and costs through cleaner energy, is still ongoing. In early 2018, a decision came into effect for all UN agencies to be hosted in a common One UN House. This initiative centralized many of the UN activities thus making it possible to reduce costs on electric power supply. When the solar energy initiative comes to fruition this or next year, WFP is expected to save cost on power bills. Together, the UN agencies begun reviewing the possible implementation of a common staff shuttle programme. This will reduce the number of vehicles WFP deployed for staff transportation thus also saving costs and improving allocation efficiency and emission. Between 2017 and 2018, WFP increased its procurement of locally produced food commodities, thus reducing its demand for a large logistics fleet to transport commodities from the Logistics base in Monrovia to the field offices.

# Access to Education

“Right now, we have 560 students enrolled and attending school. When we opened school in September, it was less. But when the feeding started in October, news spread and more and more students came” says Mr. Joseph S. Adjei, Principal of the Liberia National Red Cross High School in Saclepea, Nimba County, Central Liberia. Mr. Adjei could not hold back his gratitude to the World Food Programme (WFP) Liberia for the current home-grown school feeding (HGSF) programme which he lauded as “good for improving education”.

The pupils in the Liberia National Red Cross High School are some of 20,000 primary schoolchildren currently benefiting from a WFP-implemented HGSF programme which is reaching 62 schools across rural Nimba County. With WFP’s support, the Government of Liberia is able to implement HGSF – known for its integrated agriculture, nutrition, education and social safety net approaches – as an innovative and multifaceted development solution contributing towards their Pro-Poor Agenda for Prosperity and Development. Beyond this programme, WFP supports the Government in reaching a further 120,000 schoolchildren in Liberia with daily school meals.

The benefits of school feeding programmes in terms of access to education and developmental gains for Liberian children are plentiful: increased attendance, enrollment and retention rates; decreased numbers of drop-outs; and an enhanced ability to concentrate and acquire knowledge at school, leading to better grades.

Furthermore, the home-grown school feeding programme provides schools with the resources to purchase much-loved and highly nutritious Liberian country rice from smallholder farmers. As Mr. Adjei noted, “we have changed from vegetable oil to palm oil and to country rice and eddoes and the students love it”. With the increased and sustained demand of schools as a market for produce, through home-grown school feeding, the Government and WFP are promoting investment in local agricultural value chains from production to consumption, particularly country rice, to ensure a sustainable source of income and jobs in communities, particularly for women and youth.

Since 2008, WFP has been supporting smallholder farmers across Liberia with increased investment and inputs to improve production and processing of their crops and, increasingly, ensuring farmers with sustainable linkages to markets. As such, the home-grown school feeding programme offers WFP and the Government an opportunity to further enhance the effectiveness of development efforts within the agricultural sector.

For example, in 2018, schools in Nimba county are purchasing rice and local produce from their local WFP-supported Community Grain Reserve (CGR) – rice processing facilities owned and managed by rural women farmer groups. Sampson Toko, Secretary General of the Gleyekwa-doo (We Are One) farmers

group in Bunadin said their CGR was milling at least 300 bags of 25 kg rice for sale to WFP. “We are providing WFP school feeding people with rice, beans and red oil that we ourselves produced. We are going to produce more because there is market to buy from us. One year from now we will increase our paddy rice production field from six to eight hectares.”

In 2018, WFP’s support to the Government of Liberia in ensuring vulnerable communities with food and nutrition as well as enhanced livelihoods and access to education has been possible thanks to the support of WFP’s multilateral and private sector donors.

# Figures and Indicators

## Data Notes

### Summary

Cover page photo © WFP/John Monibah

Children receive nutritious home-grown food, locally produced by Liberian farmers and purchased by WFP under the home-grown school feeding pilot programme

### Context and operations

- [1]. Household Income Expenditure Survey (2016), Liberia Institute for Statistics and Geo-Information Services (LISGIS)
- [2]. Comprehensive Food Security and Nutrition Survey, (CFSNS) - 2018
- [3]. Liberia - Education Management Information System (EMIS) - 2016
- [4]. Liberia - Education Management Information System (EMIS) - 2016
- [5]. Liberia - Human Development Index Report 2017 (UNDP)

### Programme performance

Follow-up values for the food security indicators (FCS, FES and rCSI) could not be collected due to funding constraints. These indicators will be measured in 2019 year as the activity is currently being implemented.

Similarly, the nutrition indicator “ART Default rate” was not collected due to the lack of activity implementation as a result of resource constraints.

Two indicators “(1) Total amount of cash transferred to targeted beneficiaries and (2) Number of retailers participating in cash-based transfer programmes” linked to the Girls Take-home Ration, were not collected in 2018 as the CBT component of the take-Home ration was not implemented.

The five (5) nutrition related output indicators “(1) Number of women, men, boys and girls receiving food/cash-based transfers/commodity vouchers, (2) Quantity of food provided, (3) Quantity of non-food items distributed, (4) Total amount of cash transferred to targeted beneficiaries, (5) Number of rations provided, could not be measured as the Nutrition activity was not implemented.

### Strategic outcome 01

Output indicator "Quantity of tablets/phones distributed": Activity for this indicator was not implemented in 2018.

### Strategic outcome 02

[1] UBRAF is the Joint United Nations Programme on HIV/AIDS (UNAIDS)'s instrument to maximize the coherence, coordination and impact of the UN's response to AIDS.

Output indicator "Quantity of fuel efficiency stoves distributed": Activity for this indicator was not implemented in 2018

### Progress towards gender equality

[1] <http://hdr.undp.org/en/composite/GII>

[2] <http://archive.ipu.org/wmn-e/classif.htm>

[3] <http://countrymeters.info/en/Liberia>

## Beneficiaries by Age Group

Beneficiary Category	Gender	Planned	Actual	% Actual vs. Planned
Total Beneficiaries	male	120,708	113,079	93.7%
	female	156,265	113,980	72.9%
	total	276,973	227,059	82.0%
<b>By Age Group</b>				
Adults (18 years plus)	male	18,741	8,809	47.0%
	female	36,307	8,372	23.1%
	total	55,048	17,181	31.2%
Children (5-18 years)	male	50,551	94,315	186.6%
	female	67,186	94,606	140.8%
	total	117,737	188,921	160.5%
Children (under 5 years)	male	51,416	9,955	19.4%
	female	52,772	11,002	20.8%
	total	104,188	20,957	20.1%

## Beneficiaries by Residence Status

Residence Status	Planned	Actual	% Actual vs. Planned
Refugee	14,033	0	-
Resident	262,941	227,058	86.4%

## Annual Food Distribution (mt)

Commodities	Planned Distribution (mt)	Actual Distribution (mt)	% Actual vs. Planned
<b>Strategic Result 1: Everyone has access to food</b>			
Strategic Outcome: Refugees and other crisis-affected populations are able to meet their basic food and nutrition needs during and in the aftermath of crises across the country			

Commodities	Planned Distribution (mt)	Actual Distribution (mt)	% Actual vs. Planned
Rice	450	96	21.3%
Iodised Salt	6	1	22.0%
Vegetable Oil	28	6	21.3%
Beans	0	14	-
Split Peas	68	0	-
Strategic Outcome: School-aged children and populations affected by HIV/TB in targeted areas have access to adequate, safe and nutritious food all year round			
Rice	2,053	1,042	50.7%
Corn Soya Blend	298	0	-
Iodised Salt	50	16	32.2%
Sugar	30	0	-
Vegetable Oil	205	72	35.3%
Beans	0	87	-
Split Peas	459	46	10.0%
Strategic Result 2: No one suffers from malnutrition			
Strategic Outcome: Targeted population (children 6 to 23 months) have reduced malnutrition, including reduced stunting rates in line with national targets by 2025			
Micronutrient Powder	1	0	-
Strategic Result 3: Smallholders have improved food security and nutrition			
Strategic Outcome: Food-insecure smallholders and communities in targeted areas have enhanced livelihoods to better meet food security and nutrition needs by 2030			
Rice	735	452	61.5%
Vegetable Oil	33	19	57.3%
Split Lentils	18	0	-
Split Peas	90	60	67.1%

## Annual CBT and Commodity Voucher Distribution (USD)

Modality	Planned Distribution (CBT)	Actual Distribution (CBT)	% Actual vs. Planned
Strategic Result 1: Everyone has access to food			



Modality	Planned Distribution (CBT)	Actual Distribution (CBT)	% Actual vs. Planned
Strategic Outcome: Refugees and other crisis-affected populations are able to meet their basic food and nutrition needs during and in the aftermath of crises across the country			
Cash	1,923,750	436,646	22.7%
Strategic Outcome: School-aged children and populations affected by HIV/TB in targeted areas have access to adequate, safe and nutritious food all year round			
Cash	60,000	0	-
Strategic Result 3: Smallholders have improved food security and nutrition			
Strategic Outcome: Food-insecure smallholders and communities in targeted areas have enhanced livelihoods to better meet food security and nutrition needs by 2030			
Cash	480,000	287,225	59.8%

# Output Indicators

Detailed Indicator	Unit	Target Value	Actual Value	% Achieved
<b>Strategic Result 1: Everyone has access to food</b>				
Strategic Outcome 01: Refugees and other crisis-affected populations are able to meet their basic food and nutrition needs during and in the aftermath of crises across the country				
Output A: Crisis-affected populations receive food and/or cash transfers in order to meet basic food and nutrition needs				
Act 01. 1: Provide General Food Assistance to vulnerable households affected by disasters and/or other disruptions				
Number of rations provided	ration	1125000.0	240088.0	21.3
Quantity of tablets/phones distributed	non-food item	25.0	-	0.0
Value of non-food items distributed	US\$	1500.0	600.0	40.0
<b>Strategic Result 1: Everyone has access to food</b>				
Strategic Outcome 02: School-aged children and populations affected by HIV/TB in targeted areas have access to adequate, safe and nutritious food all year round				
Output A: Adolescent girls receive food/cash-based transfers in order to meet basic food and nutrition needs and improve gender parity in access to primary education				
Act 02. 2: Provide safe, adequate and nutritious school meals to targeted school age children and monthly take-home rations to adolescent girls				
Number of rations provided	ration	4500000.0	3833466.0	85.2
Output A : Primary school children receive a nutritious meal every day they attend school in order to meet basic food and nutrition needs and increase school enrollment				
Act 02. 2: Provide safe, adequate and nutritious school meals to targeted school age children and monthly take-home rations to adolescent girls				
Number of rations provided	ration	20040000.0	4792923.0	23.9
Quantity of agricultural tools distributed	non-food item	11859.0	11859.0	100.0
Quantity of fuel efficiency stoves distributed	non-food item	250.0	-	0.0
Quantity of kitchen utensils distributed (plates, spoons, cooking pots etc.)	non-food item	120400.0	77124.0	64.1
Output C: Targeted populations benefit from enhanced national and sub-national capacities to manage school meals in order to meet basic food and nutrition needs				
Act 02. 2: Provide safe, adequate and nutritious school meals to targeted school age children and monthly take-home rations to adolescent girls				
Number of cooks trained in nutrition and healthy cooking	individual	900.0	62.0	6.9
Number of headmasters trained in school feeding management	individual	532.0	62.0	11.7
Number of PTA members trained in school feeding management or implementation	individual	532.0	62.0	11.7

Detailed Indicator	Unit	Target Value	Actual Value	% Achieved
<b>Strategic Result 3: Smallholders have improved food security and nutrition</b>				
Strategic Outcome 04: Food-insecure smallholders and communities in targeted areas have enhanced livelihoods to better meet food security and nutrition needs by 2030				
Output A: Women, men, boys and girls receive food/cash-based transfers/commodity vouchers in order to improve their livelihoods and resilience to natural shocks and climate change				
Act 05. 5: Build, rehabilitate and maintain productive assets including climate adaptation measures for targeted smallholders				
Number of rations provided	ration	1125000.0	753597.0	67.0
Output D: Community members benefit from productive assets in order to improve their livelihoods and resilience to natural shocks and climate change				
Act 05. 5: Build, rehabilitate and maintain productive assets including climate adaptation measures for targeted smallholders				
Hectares (ha) of agricultural land benefiting from new irrigation schemes (including irrigation canal construction, specific protection measures, embankments, etc)	Ha	36.0	31.2	86.7
Hectares (ha) of agricultural land benefiting from rehabilitated irrigation schemes (including irrigation canal repair, specific protection measures, embankments, etc)	Ha	21.0	20.8	99.0
Hectares (ha) of gardens created	Ha	12.0	12.5	104.2
Kilometres (km) of feeder roads rehabilitated	Km	12.6	11.2	88.9
Number of social infrastructures rehabilitated (School Building, Facility Center, Community Building, Market Stalls, etc.)	Number	12.0	9.0	75.0
Output G: Rural women groups and smallholders benefit from training and management of CFRs to enhance their livelihoods				
Act 08. 8.Support development and management of Community Food Reserves (CFRs) and other forms of insurance for rural women groups and smallholders				
Number of commercially viable financial products and services developed	unit	200.0	200.0	100.0

# Outcome Indicators

Target / Location	Modalities	Activities	Gender	Base Value	Latest Follow Up	Year End Target	CSP End Target	Date/Source/Means of Collection
Strategic Result 1 - Everyone has access to food								
Strategic Outcome 01: Refugees and other crisis-affected populations are able to meet their basic food and nutrition needs during and in the aftermath of crises across the country								
Outcome Indicator: Consumption-based Coping Strategy Index (Average)								
Liberia	URT: 1: Provide General Food Assistance to vulnerable households affected by disasters and/or other disruptions	Capacity Strengthening, Cash, Food	male	3.24	2.83	≤3.24	<3.24	Base Value: 2018.05, Joint survey, FSNS Latest Follow-up: 2018.12, WFP survey, WFP Monitoring Year end Target: 2018.12 CSP end Target: 2019.06
			female	3.99	2.34	≤3.99	<3.99	
			overall	3.51	2.65	≤3.51	<3.51	
Outcome Indicator: Food Consumption Score / Percentage of households with Acceptable Food Consumption Score								
Liberia	URT: 1: Provide General Food Assistance to vulnerable households affected by disasters and/or other disruptions	Capacity Strengthening, Cash, Food	male	80.50	96.20	>80.50	>80.50	Base Value: 2018.11, Joint survey, FSNS Latest Follow-up: 2018.12, WFP survey, WFP Monitoring Year end Target: 2018.12 CSP end Target: 2019.06
			female	80.20	88.20	>80.20	>80.20	
			overall	80.40	92.20	>80.40	>80.40	
Outcome Indicator: Food Consumption Score / Percentage of households with Borderline Food Consumption Score								
Liberia	URT: 1: Provide General Food Assistance to vulnerable households affected by disasters and/or other disruptions	Capacity Strengthening, Cash, Food	male	11.40	3.10	<11.30	<11.20	Base Value: 2018.11, Joint survey, FSNS Latest Follow-up: 2018.12, WFP survey, WFP Monitoring Year end Target: 2018.12 CSP end Target: 2019.06
			female	11.20	7.50	<11.20	<11.20	
			overall	11.30	5.30	<11.30	<11.30	

Target / Location	Modalities	Activities	Gender	Base Value	Latest Follow Up	Year End Target	CSP End Target	Date/Source/Mean of Collection
Outcome Indicator: Food Consumption Score / Percentage of households with Poor Food Consumption Score								
Liberia	URT: 1: Provide General Food Assistance to vulnerable households affected by disasters and/or other disruptions	Capacity Strengthening, Cash, Food	male	8.10	0.60	<8.10	<8.10	Base Value: 2018.11, Joint survey, FSNS Latest Follow-up: 2018.12, WFP survey, WFP Monitoring Year end Target: 2018.12 CSP end Target: 2019.06
			female	8.60	4.30	<8.60	<8.60	
			overall	8.30	2.50	<8.30	<8.30	
Outcome Indicator: Food Expenditure Share								
Liberia	URT: 1: Provide General Food Assistance to vulnerable households affected by disasters and/or other disruptions	Capacity Strengthening, Cash, Food	male	40.20	34.00	<40.20	<40.20	Base Value: 2018.11, Joint survey, FSNS Latest Follow-up: 2018.12, WFP survey, WFP Monitoring Year end Target: 2018.12 CSP end Target: 2019.06
			female	40.00	36.00	<40.00	<40.00	
			overall	40.10	35.00	<40.10	<40.10	
Strategic Result 1 - Everyone has access to food								
Strategic Outcome 02: School-aged children and populations affected by HIV/TB in targeted areas have access to adequate, safe and nutritious food all year round								
Outcome Indicator: ART Default rate								
Liberia	NTA: 3: Provide food and nutritional support to targeted groups (PLHIV, TB patients and their affected households)	Food	male	-	-	-	-	Base Value: 2017.12, Joint survey, WFP Monitoring Year end Target: 2018.12 CSP end Target: 2019.06
			female	-	-	-	-	
			overall	5.80	-	<15.00	<15.00	
Outcome Indicator: Consumption-based Coping Strategy Index (Average)								



Target / Location	Modalities	Activities	Gender	Base Value	Latest Follow Up	Year End Target	CSP End Target	Date/Source/Means of Collection
Liberia	SMP: 2: Provide safe, adequate and nutritious school meals to targeted school age children and monthly take-home rations to adolescent girls	Food	male	3.24	-	≤3.24	<3.24	Base Value: 2018.11, Joint survey, FSNS Year end Target: 2018.12 CSP end Target: 2019.06
			female	3.99	-	≤3.99	<3.99	
			overall	3.51	-	≤3.51	<3.51	
Outcome Indicator: Enrolment rate								
Liberia	SMP: 2: Provide safe, adequate and nutritious school meals to targeted school age children and monthly take-home rations to adolescent girls	Food	male	4.90	-2.09	>4.90	>4.90	Base Value: 2017.05, WFP survey, WFP Monitoring Latest Follow-up: 2018.12, WFP survey, WFP Monitoring Year end Target: 2018.12 CSP end Target: 2019.06
			female	-28.61	0.20	>-28.61	>-28.61	
			overall	-14.42	-0.99	>-14.42	>-14.42	
Outcome Indicator: Food Consumption Score / Percentage of households with Acceptable Food Consumption Score								
Liberia	SMP: 2: Provide safe, adequate and nutritious school meals to targeted school age children and monthly take-home rations to adolescent girls	Food	male	80.20	-	>80.50	>80.50	Base Value: 2018.11, Joint survey, FSNS Year end Target: 2018.12 CSP end Target: 2019.06
			female	80.40	-	>80.20	>80.20	
			overall	80.20	-	>80.40	>80.40	
Outcome Indicator: Food Consumption Score / Percentage of households with Borderline Food Consumption Score								

Target / Location	Modalities	Activities	Gender	Base Value	Latest Follow Up	Year End Target	CSP End Target	Date/Source/Mean of Collection
Liberia	SMP: 2: Provide safe, adequate and nutritious school meals to targeted school age children and monthly take-home rations to adolescent girls	Food	male	11.40	-	<11.20	<11.20	Base Value: 2018.11, Joint survey, FSNS Year end Target: 2018.12 CSP end Target: 2019.06
			female	11.20	-	<11.20	<11.20	
			overall	11.30	-	<11.30	<11.30	
Outcome Indicator: Food Consumption Score / Percentage of households with Poor Food Consumption Score								
Liberia	SMP: 2: Provide safe, adequate and nutritious school meals to targeted school age children and monthly take-home rations to adolescent girls	Food	male	8.10	-	<8.10	<8.10	Base Value: 2018.11, Joint survey, FSNS Year end Target: 2018.12 CSP end Target: 2019.06
			female	8.60	-	<8.60	<8.60	
			overall	8.30	-	<8.30	<8.30	
Outcome Indicator: Food Expenditure Share								
Liberia	SMP: 2: Provide safe, adequate and nutritious school meals to targeted school age children and monthly take-home rations to adolescent girls	Food	male	40.20	-	<40.20	<40.20	Base Value: 2018.11, Joint survey, FSNS Year end Target: 2018.12 CSP end Target: 2019.06
			female	40.00	-	<40.00	<40.00	
			overall	40.10	-	<40.10	<40.10	
Outcome Indicator: Gender ratio								

Target / Location	Modalities	Activities	Gender	Base Value	Latest Follow Up	Year End Target	CSP End Target	Date/Source/Means of Collection
Liberia	SMP: 2: Provide safe, adequate and nutritious school meals to targeted school age children and monthly take-home rations to adolescent girls	Food	male	-	-	-	-	Base Value: 2017.05, WFP survey, WFP Monitoring Latest Follow-up: 2018.12, WFP survey, WFP Monitoring Year end Target: 2018.12 CSP end Target: 2019.06
			female	-	-	-	-	
			overall	0.90	0.94	=1	=1	
Outcome Indicator: Retention rate								
Liberia	SMP: 2: Provide safe, adequate and nutritious school meals to targeted school age children and monthly take-home rations to adolescent girls	Food	male	92.15	98.23	>92.20	>92.20	Base Value: 2017.05, WFP survey, WFP Monitoring Latest Follow-up: 2018.12, WFP survey, WFP Monitoring Year end Target: 2018.05 CSP end Target: 2019.06
			female	92.18	98.23	>92.18	>92.18	
			overall	92.17	98.24	>92.17	>92.17	
Strategic Result 3 - Smallholders have improved food security and nutrition								
Strategic Outcome 04: Food-insecure smallholders and communities in targeted areas have enhanced livelihoods to better meet food security and nutrition needs by 2030								
Outcome Indicator: Percentage of smallholder farmers selling through WFP-supported farmer aggregation systems								
Liberia	SMS: 7: Provide agricultural market support (including HGSP) to smallholder farmers.	Capacity Strengthening	male	7	11.00	=7	=10.00	Base Value: 2018.05, Secondary data, Desk-based Latest Follow-up: 2018.12, Secondary data, Desk-based Year end Target: 2018.12 CSP end Target: 2019.06
			female	3	11.00	=3	=10.00	
			overall	10.00	22.00	=10.00	=20.00	
Outcome Indicator: Percentage of WFP food procured from pro-smallholder farmer aggregation systems								

Target / Location	Modalities	Activities	Gender	Base Value	Latest Follow Up	Year End Target	CSP End Target	Date/Source/Means of Collection
Liberia	SMS: 7: Provide agricultural market support (including HGSF) to smallholder farmers.	Food	male	-	-	-	-	Base Value: 2018.06, Secondary data, WFP Records Latest Follow-up: 2018.12, Secondary data, Desk-based Year end Target: 2018.12 CSP end Target: 2019.06
			female	-	-	-	-	
			overall	6	18.71	=10.00	=10.00	
Outcome Indicator: Proportion of targeted communities where there is evidence of improved capacity to manage climate shocks and risks								
Liberia	ACL: 5: Build, rehabilitate and maintain productive assets including climate adaptation measures for targeted smallholders	Capacity Strengthening	male	-	-	-	-	Base Value: 2018.02, WFP survey, WFP Monitoring Latest Follow-up: 2018.12, WFP survey, WFP Monitoring Year end Target: 2018.12 CSP end Target: 2019.06
			female	-	-	-	-	
			overall	21.43	21.43	=50.00	=50.00	
Outcome Indicator: Proportion of the population in targeted communities reporting environmental benefits								
Liberia	ACL: 5: Build, rehabilitate and maintain productive assets including climate adaptation measures for targeted smallholders	Capacity Strengthening	male	-	-	-	-	Base Value: 2018.04, Secondary data, Desk-based Latest Follow-up: 2018.12, WFP survey, WFP Monitoring Year end Target: 2018.12 CSP end Target: 2019.06
			female	-	-	-	-	
			overall	0	64.02	>70.00	>70.00	
Outcome Indicator: Value and volume of pro-smallholder sales through WFP-supported aggregation systems / Value (USD)								

Target / Location	Modalities	Activities	Gender	Base Value	Latest Follow Up	Year End Target	CSP End Target	Date/Source/Means of Collection
Liberia	SMS: 7: Provide agricultural market support (including HGSF) to smallholder farmers.	Capacity Strengthening	male	-	-	-	-	Base Value: 2018.05, Secondary data, Desk-based Latest Follow-up: 2018.12, Secondary data, Desk-based Year end Target: 2018.05 CSP end Target: 2019.06
			female	-	-	-	-	
			overall	231922.00	477299.59	>231922.00	>231922.00	
Outcome Indicator: Value and volume of pro-smallholder sales through WFP-supported aggregation systems / Volume (MT)								
Liberia	SMS: 7: Provide agricultural market support (including HGSF) to smallholder farmers.	Capacity Strengthening	male	-	-	-	-	Base Value: 2018.05, Secondary data, Desk-based Latest Follow-up: 2018.12, Secondary data, Desk-based Year end Target: 2018.05 CSP end Target: 2019.06
			female	-	-	-	-	
			overall	306.00	613.87	>306.00	>306.00	

## Cross-cutting Indicators

Target / Location	Modalities	Activities	Gender	Base Value	Latest Follow Up	Year End Target	CSP End Target	Date/Source/Means of Collection
Progress towards gender equality								
Improved gender equality and women's empowerment among WFP-assisted population								
Cross-cutting Indicator: Type of transfer (food, cash, voucher, no compensation) received by participants in WFP activities, disaggregated by sex and type of activity								
Liberia	Food	SMP: 2: Provide safe, adequate and nutritious school meals to targeted school age children and monthly take-home rations to adolescent girls	male	1	2	=2	=2	Base Value: 2017.12 Latest Follow-up: 2017.12 Year end Target: 2017.12 CSP end Target: 2017.12
			female	1	2	=2	=2	
			overall	1	2	=2	=2	

## **World Food Programme**

### **Contact info**

Amos Ballayan  
amos.ballayan@wfp.org

### **Country director**

Bienvenu Djossa

Cover page photo © WFP/John Monibah

Children receive nutritious home-grown food, locally produced by Liberian farmers and purchased by WFP under the home-grown school feeding pilot programme

<https://www1.wfp.org/countries/liberia>



# Annual Country Report - Donor Version

## Liberia Country Portfolio Budget 2018 (2018-2019)

### Cumulative Financial Overview as at 31 December 2018 (Amount in USD)

Strategic Result	Strategic Outcome	Activity	Needs Based Plan	Allocated Contributions	Advance and Allocation	Allocated Resources	Expenditures	Balance of Resources
1	Refugees and other crisis-affected populations are able to meet their basic food and nutrition needs during and in the aftermath of crises across the country	1: Provide General Food Assistance to vulnerable households affected by disasters and/or other disruptions	2,882,476	1,171,732	0	1,171,732	1,170,660	1,072
	School-aged children and populations affected by HIV/ TB in targeted areas have access to adequate, safe and nutritious food all year round	3: Provide food and nutritional support to targeted groups (PLHIV, TB patients and their affected households)	1,653,562	18,658	0	18,658	1,300	17,358
		2: Provide safe, adequate and nutritious school meals to targeted school age children and monthly take-home rations to adolescent girls	4,493,491	3,266,519	0	3,266,519	1,338,969	1,927,550
<b>Subtotal Strategic Result 1. Everyone has access to food (SDG Target 2.1)</b>			<b>9,029,529</b>	<b>4,456,909</b>	<b>0</b>	<b>4,456,909</b>	<b>2,510,929</b>	<b>1,945,980</b>
2	Targeted population (children 6 to 23 months) have reduced malnutrition, including reduced stunting rates in line with national targets by 2025	4. Provided nutritious foods to households with children 6-23 months in counties with highest prevalence of stunting and provide nutrition education and sensitization to different groups and stakeholders	717,313	0	0	0	0	0
<b>Subtotal Strategic Result 2. No one suffers from malnutrition (SDG Target 2.2)</b>			<b>717,313</b>	<b>0</b>	<b>0</b>	<b>0</b>	<b>0</b>	<b>0</b>

This computer generated report is certified by the Chief of Contribution Accounting and Donor Financial Reporting Branch (RMFC)

# Annual Country Report - Donor Version

## Liberia Country Portfolio Budget 2018 (2018-2019)

### Cumulative Financial Overview as at 31 December 2018 (Amount in USD)

Strategic Result	Strategic Outcome	Activity	Needs Based Plan	Allocated Contributions	Advance and Allocation	Allocated Resources	Expenditures	Balance of Resources
3	Food-insecure smallholders and communities in targeted areas have enhanced livelihoods to better meet food security and nutrition needs by 2030	5: Build, rehabilitate and maintain productive assets including climate adaptation measures for targeted smallholders	2,000,158	3,493,384	0	3,493,384	1,416,523	2,076,861
		6: Provide communications and education promoting the agricultural sector to community members, including women, youth and school children	26,043	6,063	0	6,063	0	6,063
		7: Provide agricultural market support (including HGSF) to smallholder farmers.	991,991	1,352,947	0	1,352,947	644,926	708,022
		Non Activity Specific	0	139,413	0	139,413	0	139,413

This computer generated report is certified by the Chief of Contribution Accounting and Donor Financial Reporting Branch (RMFC)

# Annual Country Report - Donor Version

## Liberia Country Portfolio Budget 2018 (2018-2019)

### Cumulative Financial Overview as at 31 December 2018 (Amount in USD)

Strategic Result	Strategic Outcome	Activity	Needs Based Plan	Allocated Contributions	Advance and Allocation	Allocated Resources	Expenditures	Balance of Resources
3	Food-insecure smallholders and communities in targeted areas have enhanced livelihoods to better meet food security and nutrition needs by 2030	8.Support development and management of Community Food Reserves (CFRs) and other forms of insurance for rural women groups and smallholders	240,499	104,680	0	104,680	64,535	40,146
<b>Subtotal Strategic Result 3. Smallholders have improved food security and nutrition (SDG Target 2.3)</b>			<b>3,258,692</b>	<b>5,096,488</b>	<b>0</b>	<b>5,096,488</b>	<b>2,125,983</b>	<b>2,970,504</b>
5	National and sub-national institutions have strengthened capacity to manage food security and nutrition policies and programmes by 2025	9.Provide support to strengthen coordination mechanisms and information management systems for the Government and its partners and provide support for the implementation of the Disaster Management Policy with a focus on early warning systems.	687,074	254,082	0	254,082	130,590	123,492
<b>Subtotal Strategic Result 5. Countries have strengthened capacity to implement the SDGs (SDG Target 17.9)</b>			<b>687,074</b>	<b>254,082</b>	<b>0</b>	<b>254,082</b>	<b>130,590</b>	<b>123,492</b>
8	Humanitarian and development partners have access to common services throughout the year	10: Provide supply chain services to humanitarian and development partners.	546,521	0	0	0	0	0
<b>Subtotal Strategic Result 8. Sharing of knowledge, expertise and technology strengthen global partnership support to country efforts to achieve the SDGs (SDG Target 17.16)</b>			<b>546,521</b>	<b>0</b>	<b>0</b>	<b>0</b>	<b>0</b>	<b>0</b>

This computer generated report is certified by the Chief of Contribution Accounting and Donor Financial Reporting Branch (RMFC)

# Annual Country Report - Donor Version

## Liberia Country Portfolio Budget 2018 (2018-2019)

### Cumulative Financial Overview as at 31 December 2018 (Amount in USD)

Strategic Result	Strategic Outcome	Activity	Needs Based Plan	Allocated Contributions	Advance and Allocation	Allocated Resources	Expenditures	Balance of Resources
		Non Activity Specific	0	0	0	0	0	0
<b>Subtotal Strategic Result</b>			<b>0</b>	<b>0</b>	<b>0</b>	<b>0</b>	<b>0</b>	<b>0</b>
<b>Total Direct Operational Cost</b>			<b>14,239,129</b>	<b>9,807,479</b>	<b>0</b>	<b>9,807,479</b>	<b>4,767,503</b>	<b>5,039,976</b>
<b>Direct Support Cost (DSC)</b>			<b>2,142,551</b>	<b>1,127,254</b>	<b>0</b>	<b>1,127,254</b>	<b>986,794</b>	<b>140,460</b>
<b>Total Direct Costs</b>			<b>16,381,680</b>	<b>10,934,733</b>	<b>0</b>	<b>10,934,733</b>	<b>5,754,297</b>	<b>5,180,436</b>
<b>Indirect Support Cost (ISC)</b>			<b>1,064,809</b>	<b>650,978</b>		<b>650,978</b>	<b>650,978</b>	<b>0</b>
<b>Grand Total</b>			<b>17,446,489</b>	<b>11,585,711</b>	<b>0</b>	<b>11,585,711</b>	<b>6,405,275</b>	<b>5,180,436</b>

## Columns Definition

---

### Needs Based Plan

Latest Approved Version of Needs Based Plan in USD

### Allocated Contributions

Allocated contributions include confirmed contributions with exchange rate variations, multilateral allocations, miscellaneous income, resource transferred, cost recovery and other financial adjustments (e.g. refinancing); excludes: internal advances.

### Advance and allocation:

Internal advanced/allocated resources but not repaid in USD.

This includes different types of internal advance (IPL or MAF) and allocation (IRA).

### Allocated Resources

Sum of Allocated Contributions, Advance and Allocation

### Expenditures

Cumulative monetary value of goods and services received up to the reporting period.

### Balance of Resources

Allocated Resources minus Expenditures

# Annual Country Report - Donor Version

## Liberia Country Portfolio Budget 2018 (2018-2019)

Annual Financial Overview for the period 1 January to 31 December 2018 (Amount in USD)

	Needs Based Plan	Implementation Plan*	Expenditures
Liberia	17,446,489	25,430,605	6,155,561
<i>*Original Implementation Plan as per the Management Plan 2018</i>			