

SAVING  
LIVES

CHANGING  
LIVES



# Senegal Annual Country Report 2018

Country Strategic Plan

2018 - 2018

ACR Reading Guidance



World Food  
Programme

# Table of contents

Summary	3
Context and Operations	5
Programme Performance - Resources for Results	7
Programme Performance	8
Strategic Outcome 01	8
Strategic Outcome 02	9
Strategic Outcome 03	10
Strategic Outcome 04	11
Cross-cutting Results	13
Progress towards gender equality	13
Protection	13
Accountability to affected populations	14
Environment	14
A game-changer	16
Figures and Indicators	17
Data Notes	17
Beneficiaries by Age Group	18
Beneficiaries by Residence Status	19
Annual Food Distribution (mt)	19
Annual CBT and Commodity Voucher Distribution (USD)	20
Output Indicators	21
Outcome Indicators	25
Cross-cutting Indicators	45
Progress towards gender equality	45
Protection	48
Accountability to affected populations	48

# Summary

In 2018, WFP further strengthened its relevance within the food security and nutrition sector in Senegal by successfully implementing its transitional Interim Country Strategic Plan (ICSP). Through integrated and gender-transformative activities, WFP embarked on a new path, increasingly shifting its focus from emergency response to social protection, resilience building and capacity strengthening.

WFP strengthened its collaboration with the Government, non-governmental organisations, UN agencies, academia and other actors committed to eliminating hunger by 2030. Building on the results of the national Zero Hunger Strategic Review conducted jointly by WFP and the Government in 2017, WFP enhanced synergies between its various activities for greater impact.

In 2018, improved resource mobilization and communication strategies generated increased funding and allowed WFP to reverse the negative funding trend for the first time since 2012 by mobilizing 58 percent of its funding requirements.

During the year, WFP scaled up its activities and reached 87 percent of the targeted populations. Representing a twofold increase compared to 2017, WFP assisted more than 400,000 people, 55 percent of which were women. WFP enhanced the use of cash-based transfers in its activities. An evaluation of the use of cash-based transfers in school feeding activities showed that this modality increased beneficiaries' access to markets and contributed to boosting local economies.

In response to rising food insecurity and malnutrition, as evidenced by the March 2018 Cadre Harmonisé, lean season food assistance was provided to vulnerable communities in the northern part of the country in support of the Government's emergency response. One of the first organisations to start emergency operations, WFP assisted 28 percent of the Government's beneficiary targets through an assistance package combining cash-based transfers and nutrition interventions. After the lean season, 76,5000 beneficiaries received resilience-building assistance through food assistance-for-assets activities.

Government counterparts were offered capacity-strengthening trips to China, Tunisia and Brazil to enhance national institutions' capacity to transition towards sustainable programmes based on local food production. WFP also continued to strengthen partners' expertise in early warning, food security assessments and analysis and beneficiary targeting.

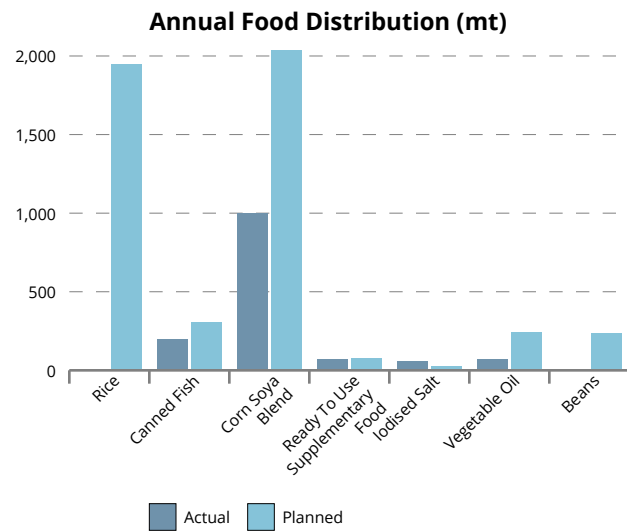
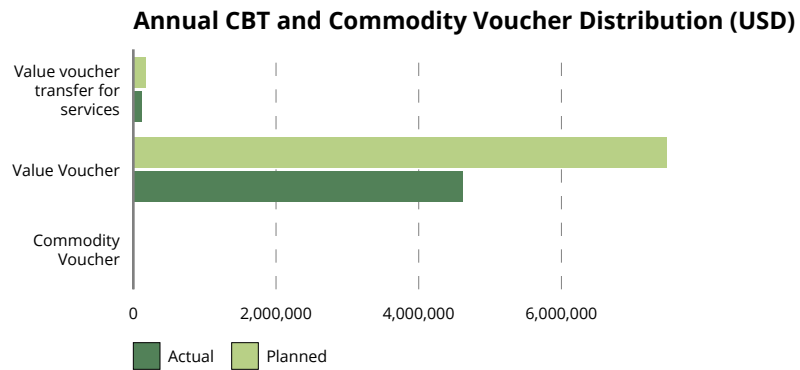
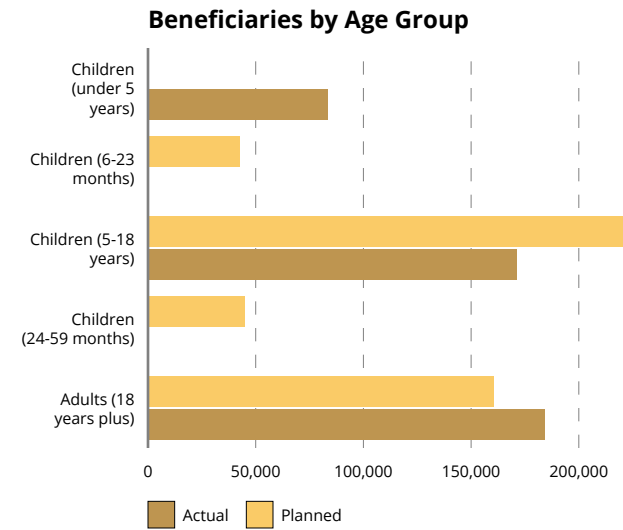
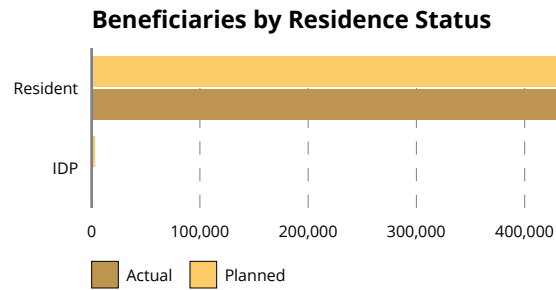
Partnerships and joints activities were enhanced with the United Nations Children's Fund (UNICEF), the Food and Agriculture Organization (FAO), the International Fund for Agricultural Development (IFAD) and UN Women. Innovation was fostered both in programme implementation and

communication. WFP's Innovation Accelerator funded Nutrifami, an e-learning application developed by WFP Senegal aimed at improving the skills of school cooks and canteen managers. WFP's new communication strategy, which included an animation film presenting WFP's integrated approach to resilience building, generated increased visibility. A toll-free number was widely disseminated to capture stakeholders' feedback. Through cash-based transfers (CBT), women entrepreneurship was enhanced by engaging more women retailers in northern Senegal. Monitoring results showed that during lean season operations these women realized an overall USD 2,000 increase in their business.

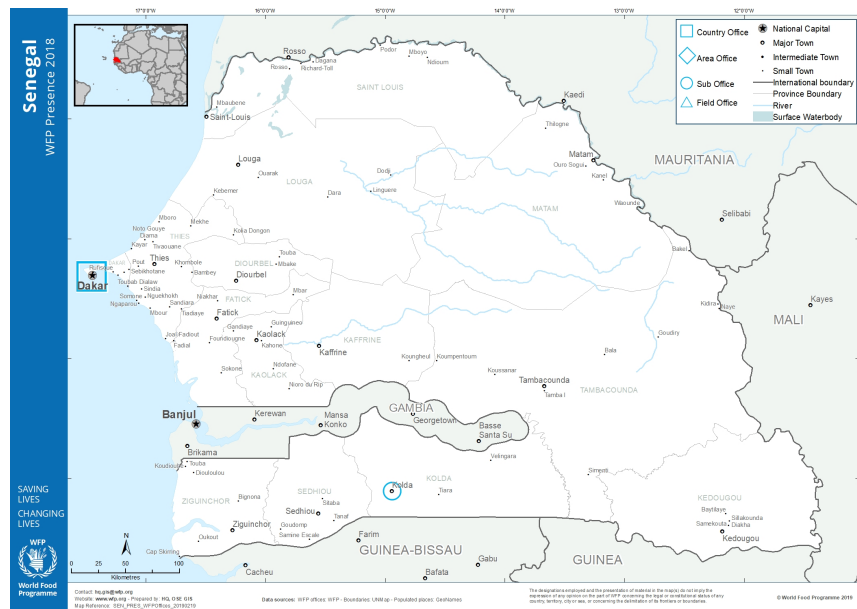
The results achieved under the transitional ICSP repositioned WFP as the Government's partner of choice in the food security and nutrition sector and have facilitated the transition towards the Country Strategic Plan for 2019-2023.

**438,238**  
total beneficiaries  
in 2018

55% female  
45% male



# Context and Operations



A Sahelian country with 15 million people and a poverty rate of 47 percent [1], Senegal is a least developed country characterized by a high vulnerability to climate shocks and food insecurity and malnutrition. The economy relies on cash crops and fishing, both vulnerable to climate change. Despite efforts to boost agricultural production, Senegal remains dependent on food imports, including rice which is the main food staple.

The 2018 Global Hunger Index ranks Senegal 66th out of 119 countries. The global acute malnutrition rate stands at 9 percent while the average stunting rate is at 17.1 percent. Micronutrient deficiency is a major public health concern [2]. Moreover, young children's diet is not diversified and breastfeeding is declining: only one third of children under 6 months of age are exclusively breastfed.

Over the past decades, inadequate food production, poor harvests, recurrent drought, floods, land salinization, high food prices and low resilience undermined household and community food security. Food crises are recurrent.

During the 2018 lean season, which lasted three months longer than usual, the food security situation worsened. As predicted by the March 2018 Cadre Harmonisé, about 26 percent of the population became food insecure and six northern departments experienced food crisis. Households food stocks were depleted and vulnerable populations resorted to negative coping strategies such as reducing the number of daily meals, selling assets and removing children from school.

Gender disparities are significant in Senegal: the country ranks 91st out of 144 countries on the 2017 Global Gender Gap Report [3]. Polygamy, early and forced marriage, as well as female genital mutilation are still widespread. Women are reluctant to report cases and authorities are often unwilling to intervene. Discriminatory social norms adversely affect women's and girls' health, education, income and access to adequate food and nutrition.

The literacy rate stands at 57.7 percent [4]. While the number of children enrolled in school has increased, national dropout rates are high, particularly in rural areas. With a completion rate of 61.2 percent, more than one third of school-aged children do not complete primary school. Poverty causes many families to take their children out of school for work or early marriages, with girls being more affected than boys.

Intervening in all 14 regions, WFP focuses on Sustainable Development Goals 2 and 17, while also contributing to SDGs 1, 3, 4, 5, 13 and 15 [5]. WFP's integrated and gender-transformative interventions are aligned with government priorities outlined in the 'Plan for an Emerging Senegal' (PSE) 2014-2035, the country's socio-economic flagship programme; the African Union's Agenda 2063 and the United Nations Development Assistance Framework (UNDAF) 2019-2023. Within

the United Nations Integrated Strategy for the Sahel (UNISS), WFP contributes to the humanitarian-development-peace nexus.

With the 2018 transitional ICSP, WFP embarked on a transition year increasingly shifting its focus from emergency response to social protection, resilience-building and capacity strengthening. Strategic Outcome 1 focused on meeting the basic food and nutrition needs of food-insecure households and vulnerable populations including school-aged children. Strategic Outcome 2 aimed to improve the nutritional status of targeted populations, including children 6-59 months as well as pregnant and lactating women and girls (PLW/G). Through Strategic Outcome 3, food-insecure smallholders and communities experienced enhanced livelihoods and resilience. Lastly, Strategic Outcome 4 focused on capacity strengthening.

To coordinate its actions, WFP closely collaborated with the Government, UN agencies and NGOs. Key national counterparts included the Ministries of Agriculture and Rural Equipment; National Education; Livestock and Animal Productions; Health and Social Action and Trade. WFP also worked with other government bodies, including the Executive Secretariat of the National Council for Food Security (SECNSA); Commissariat for Food Security (CSA); National Agency against Malnutrition (CLM) and the General Delegation for Social Protection and National Solidarity (DGPSN). With WFP's support, SECNSA leads the Cadre Harmonisé analysis and the Household Economy Approach working group. The annual Standardized Monitoring and Assessment of Relief and Transitions (SMART) survey was jointly carried out with the Ministry of Health and Social Action. WFP supports DGPSN for the implementation of the Unified Household Registry which improves beneficiary targeting and social protection systems.

Partnerships with UN agencies were strengthened for improved coordination and joint programming. WFP continued to co-lead the Food Security Cluster with FAO and participated in various platforms such as the UN Country Team, Security Management Team and Inter-Cluster Coordination. WFP collaborated with UNICEF and the World Health Organization for nutrition and health programmes, and with the IFAD for resilience programmes.

As a technical member of the African Risk Capacity national committee, WFP contributed to emergency preparedness and response. Furthermore, WFP partnered with national and international NGOs to implement its activities. Under the South-South cooperation framework, the country office cooperated with WFP's Centres of Excellence against Hunger based in Brazil and China to build on their successful home-grown school feeding models.

# Programme Performance - Resources for Results

Since the 2012 Sahel food crisis, WFP's funding levels in Senegal had gradually declined, reaching critical lows in 2016 and 2017. The declining funding trend negatively affected the coverage of the implemented activities and the attainment of expected results. The food security and malnutrition challenges in Senegal were less prioritized by many donors.

Nevertheless, within the context of WFP's Integrated Road Map for achieving Zero Hunger by 2030, WFP Senegal repositioned itself based on the 2017 National Zero Hunger Strategic Review and developed a transitional Interim Country Strategic Plan for 2018. This allowed WFP to define its new role and portfolio of assistance by identifying WFP's comparative advantages and most effective ways of contributing to Senegal's economic growth programme (Plan Senegal Emergent) and the Sustainable Development Goals.

As such, for the first time in seven years, WFP's declining funding trend in Senegal reversed in 2018. WFP enhanced its resource mobilization efforts and received a balanced mix of earmarked and flexible funding. With stronger attention and advocacy for the lean season, WFP's annual requirements were funded at 58 percent in 2018 (USD 11.1 million) representing a considerable increase compared to 13 percent in 2017 (USD 2.2 million). Contributions were used to prioritize crisis activities during the lean season.

WFP received grants from donors such as the United States of America and Canada who had not funded WFP's operations in Senegal since 2015. The major donors for WFP's transitional ICSP were USA, Luxembourg, France and Canada, representing 68.2 percent of the annual funding.

Multilateral contributions accounted for 31.2 percent of overall funding and were crucial in reducing the funding gap. WFP also received funding from UNICEF and the World Health Organization for joint programming, as well as seed funding through WFP's Innovation Accelerator for the e-learning application 'Nutrifami'.

Notwithstanding the improved funding situation, WFP experienced significant resource disparities between the different components of its transitional ICSP. While most activities were sufficiently resourced throughout the year, two activities did not receive any financial contributions. These challenges were taken into account when designing the new Country Strategic Plan which will include six activities instead of nine as was the case during the transitional ICSP.

With the available funding, WFP, in close collaboration with the Government, other UN agencies and the international community, was able to meet 74 percent of its outcome indicator targets as well as 79 percent of the output indicator targets. Resources enabled WFP to reach more beneficiaries in 2018, as well as to generate greater impact and visibility.

The significant progress achieved in 2018 in terms of resource mobilization is very encouraging. WFP is increasing its efforts to diversify the partnership portfolio and exploring potential opportunities through South-South cooperation, the private sector as well as other multi- and bilateral donors. WFP is also exploring options for national funding for the implementation of its school feeding activities.

The Government remains committed to launching a national school meals programme in rural areas by 2020, in line with the 2017 Zero Hunger Review Report and WFP advocacy. WFP is working with the Ministry of Education to develop a programmatic plan for a national school feeding programme.



# Programme Performance

## Strategic Outcome 01

Food insecure households and vulnerable population (including school-aged children) are able to meet basic food and nutrition needs all year -round

Strategic Outcome 1 of WFP's transitional ICSP included two activities: the first activity was focused on food distribution during the lean season, while the second activity was dedicated to school feeding.

The first activity aimed at providing targeted food assistance and complement government transfers to the most vulnerable households affected by seasonal and recurrent shocks. This activity was mostly implemented during the lean season between June and August 2018. Given the deteriorating situation in the north, Senegal was included in WFP's Sahel Shock Response, a regionally coordinated emergency plan intended to address the urgent food needs of affected populations in six Sahelian countries.

According to the March 2018 Cadre Harmonisé [1], six percent of the population (751,130 people) fell into food crisis. Household food stocks were depleted and vulnerable populations adopted negative coping strategies such as reducing the number of meals during the day, selling assets and removing children from school. With the support of the UN Humanitarian Country Team and the Food Security Working Group (jointly chaired by WFP and FAO), the Government prepared an emergency response plan (Plan d'Urgence de Sécurité Alimentaire – PUSA [2]).

To identify beneficiaries, the Government and WFP used the national unified registry (RNU) listing all vulnerable households. This ensured a transparent targeting process and strong ownership of the PUSA among national stakeholders, although discrepancies were sometimes noted in the RNU. Under the PUSA, WFP assisted 104,000 beneficiaries, representing 80 percent of WFP's planned beneficiaries, through targeted food assistance (TFA) in the Matam and Podor departments. TFA was provided during three months, through voucher distributions, for a total of USD 2.4 million [3]. WFP worked closely with several partners to implement this activity, including SECNSA, DGPSN, the Food Security Working Group and the NGO Africare.

Post-distribution monitoring showed a significant improvement of household food security. After WFP's intervention, only 17.8 percent of households had a poor or borderline food consumption score (FCS) versus 79 percent at the beginning. Only four percent of households were in severe food insecurity after PUSA activities versus 14 percent before. The coping strategy index (CSI) measuring how families dealt with food gaps indicated that over 80 percent of households reduced or stabilized their CSI. The intervention also protected livelihoods as only eight percent of households continued to use negative coping strategies versus 30 percent before the intervention. The medium diet diversity

score (DDS) remained stable.

Furthermore, PUSA activities had positive effects on the local economy. WFP enrolled 120 retailers in 435 targeted villages. Surveys showed that 96 percent of retailers were satisfied with their participation and increased their profits. About 55 percent of retailers increased their profits by more than USD 2,000. The impact was greater among women retailers. Whereas 55 percent of retailers were in debt at the beginning of the intervention, 100 percent of women retailers and 63 percent of male retailers paid their debts after the intervention. Most retailers made investments in their shops' rehabilitation, land acquisition as well as health-care expenditures.

In addition to PUSA activities, WFP partnered with UNICEF and national partners to complement government transfers to targeted households, with children enrolled in school and already benefiting from the National Family Allowance Programme [4]. Vouchers were used for this joint WFP-UNICEF programme. In total, 199 households, in the Tambacounda and Kedougou regions, received vouchers over three months. Their food security indicators improved afterwards. However, due to resource constraints, WFP was unable to provide food assistance to returnees in southern Senegal.

The second activity under this Strategic Outcome centred on school feeding, support to HIV-affected households and Government capacity-strengthening. In Senegal, only 25 percent of schoolchildren received school feeding in 2018 representing 401,000 children enrolled in 2,074 schools. The Government provided 205,000 pupils with school meals (51 percent), while the remaining caseload was assisted by WFP (40 percent) and Counterpart International (9 percent). Because of resource constraints, WFP was unable to implement the HIV component of the second activity.

WFP implemented school feeding in 9 out of 14 Senegalese regions. During the academic year, 156,000 pupils (out of 115,000 planned) enrolled in 820 schools, received WFP school meal assistance. At first, pupils received a daily meal five times a week (two lunches and three breakfasts). Due to funding challenges, WFP adjusted its programming by reducing the daily ration: fortified foods such as Super Cereals were eliminated. This strategic change enabled WFP to assist a larger number of schoolchildren and explains the overachievement of 135 percent in terms of beneficiaries.

Commodity vouchers remained the activity's main modality and were expanded to all participating schools. Vouchers were sometimes combined with complementary foods (canned fish and iodized salt) and contributed to the diversification of the food basket. Schoolchildren's nutritional status improved through the provision of cereals, pulses and fortified oil. Fish, meat and other items were purchased with financial contributions. Enrolment and retention



rates of pupils remained stable in assisted schools and even exceeded the annual targets. Gender parity was almost reached.

In addition to the provision of meals, WFP's school feeding programme also fostered innovation. In June, WFP developed Nutrifami, an e-learning application for capacity-building purposes [5]. WFP also implemented a pilot project to complement school canteens by livestock breeding. The project was implemented in five schools in Matam and will contribute to strengthening the nutritional value of WFP's assistance by ensuring regular access to animal proteins for 1,640 pupils. WFP also introduced biodigesters in schools located in the Kolda region in southern Senegal. Moving forward, WFP intends to extend this pilot project to other regions to contribute to environmental protection, while improving the working conditions of school cooks [6].

A decentralized evaluation of the cash-based transfer modality used in school canteens was carried out in April 2018. The study demonstrated the modality's positive impact on local economies which were boosted by local purchases to supply canteens. A workshop was held in November to communicate the evaluation results and a video was shared on social media to further disseminate the findings. Recommendations will be implemented from 2019.

### Strategic Outcome 02

Targeted populations, including children 6-59 months and pregnant lactating women, in targeted departments have improved nutritional status in line with national targets by 2023

Strategic Outcome 2 of WFP's transitional ICSP was divided into two activities: the first one focused on the prevention and treatment of malnutrition, while the second activity was aimed at addressing micronutrient deficiencies.

Over 52,800 children and pregnant and lactating women and girls (PLW/G) received nutrition assistance in 2018. Activities were implemented in northern Senegal. In 2018, global acute malnutrition (GAM) rates exceeded the 10 percent threshold in two departments located in the northern region of Matam, namely Ranerou (13.3 percent) and Kanel (10.4 percent). The department of Podor was affected by 9.6 percent prevalence rate. Chronic malnutrition rates reached 21.7 percent and 29.5 percent in Kanel and Ranerou respectively, the latter being very close to the 30 percent threshold [1].

Through the provision of specialized nutritious foods (SNFs) coupled with communication for behavioural change and capacity strengthening, WFP contributed to the Government's emergency plan during the 2018 lean season: nutrition activities were combined with Targeted Food Assistance (TFA) for greater impact. Close collaboration with governmental structures ensured a

well-coordinated operation. In Podor and Matam, WFP implemented prevention of acute malnutrition activities, assisting all children and PLW living in households already benefiting from TFA activities. During 120 days, children aged 6-23 months received 100 g of Super Cereal Plus, while PLW received 250 g of Super Cereal and 25 g of oil enriched in vitamin A and D.

In addition, in Kanel and Ranerou, WFP provided blanket supplementary feeding for the prevention of malnutrition. Beneficiaries were assisted from August to November 2018 amounting to 120 days of assistance. Regardless of their nutritional status, children aged 6-23 months received 100 g of Super Cereal Plus, while PLW received 250 g of Super Cereal and 25 g of oil enriched in vitamin A and D. WFP only reached 70 percent of targeted beneficiaries due to the inaccessibility of certain areas during the rainy season and the transhumance of pastoralists households during the lean season. Despite this lower beneficiary coverage, the impact of the prevention of acute malnutrition programme was undeniable. The minimum acceptable diet (MAD) for children increased by 30.5 percent during the implementation period. This increase was more significant among girls than boys, 80.5 percent and 24.4 percent respectively. The minimum dietary diversity for women also increased by 46 percent reaching nearly 60 percent of women after the intervention.

Furthermore, as a part of the lean season intervention, WFP provided moderate acute malnutrition (MAM) treatment for children aged 6-59 months in seven northern departments, namely Linguere, Matam, Kanel, Ranerou, Tambacounda Goudiry and Koumpentoum. Following a screening exercise, children affected by MAM received ready-to-use supplementary food (RUSF) for 60 days and were referred to community-level health centers to guarantee care continuum. As in previous years and thanks to the technical support provided by WFP to cooperating partners, all performance indicators for MAM treatment remained above SPHERE standards [2].

According to post-distribution monitoring (PDM) results, nearly 73 percent of beneficiaries, mainly women, received information on the use of SNFs or attended culinary demonstrations before product distributions. Moreover, 94 percent of participants thought that the nutritional information received before distributions was useful. In fact, the PDM showed that mothers adequately used and stored nutritional products. Over 99 percent of PLW were satisfied with the intervention and the quality of distributed SNFs.

Two agreements were signed with the Government through the National Agency Against Malnutrition (CLM) to implement MAM treatment and prevention activities. In order to engage with local authorities, two Departmental Development Committees (CDD) were organized in Kanel and Ranerou gathering 54 actors. Training sessions to strengthen the operational capacities of 36

partners were also organized covering topics such as targeting, reporting tools, distributions and storage. However, due to a medical staff strike between April and December 2018, the planned treatment of MAM for PLW could not be implemented. Activities to prevent chronic malnutrition were not executed due to funding challenges.

As part of the second activity, WFP worked to complement the Government's fight against iodine and other micronutrient deficiencies through salt and local food fortification as well as capacity strengthening. An agreement was signed with the CLM to support the Government's "Plan for Universal Salt Iodization" (PIUS) programme, which aims to improve the availability and quality of iodized salt in Senegalese households. The preparation and planning of PIUS activities was conducted in 2018, but the implementation will be carried out in 2019.

Other activities included capacity strengthening for women's Economic Interest Groups (GIEs) and smallholder farmers. Covered topics included hygiene, iodation, micro-packaging techniques, distribution and the development of communication tools to promote the consumption of iodized salt. With the support of WFP's regional bureau in Dakar, the country office hired a consultant to conduct a situational analysis on rice fortification in Senegal. A two-day workshop was held with key stakeholders to disseminate the results of this analysis. The workshop gathered national institutions, civil society, development partners, UN agencies as well as private sector, academia and research institutions.

Regarding HIV-related activities, WFP supported the Regional Center for Research and Training in Care (CRCF) in collaboration with the National Division Against HIV (DLSI) and the National Center Against HIV (CNLS). Under this partnership, a nutrition management guide was developed for 5-19 year-olds living with HIV. The guide was widely disseminated and will contribute to the training of healthcare providers and will be integrated into the monitoring routine work of all pediatric treatment centers in Senegal.

### Strategic Outcome 03

Food-insecure smallholders and communities in targeted areas have enhanced livelihoods and resilience to better support food security and nutrition needs by 2023

Under Strategic Outcome 3 of the transitional ICSP, WFP aimed to ensure that food-insecure smallholders and communities in targeted areas had enhanced livelihoods and resilience to better support food security and nutrition needs. To this end, WFP planned to carry out three activities under the Rural Resilience Initiative (R4), providing a package of integrated services to vulnerable farmers including disaster risk reduction through the creation of community assets,

agricultural insurance, training in agricultural techniques, climate services, savings and credits. WFP's work on resilience also contributed to climate adaptation.

Under the transitional ICSP, the R4 initiative reached 9,887 farmers of which 34 percent were women, compared to 6,100 beneficiaries in 2017, representing a 62-percent increase. However, in 2018 only two of the planned three activities were carried out. Activity 5 focused on the creation of community and household productive assets and the provision of livelihood support, while activity 6 provided insurance for assets and climate services to enhance resilience to shocks and climate change adaptation. Due to funding constraints, the third activity, aimed at connecting smallholder farmers and organizations to market opportunities was put on hold. Nevertheless, WFP continued to promote local purchases through the provision of cash-based transfers.

Operations were carried out in the east and south of Senegal (in Tambacounda and Kolda regions respectively), and for the first time in the north, namely in Matam and Podor regions. About 9,900 persons participated in food assistance-for-assets (FFA) activities to create sustainable and productive assets intended to improve communities' resilience through reforestation, compost pits and nutrition-sensitive vegetable gardening. In Tambacounda and Kolda, WFP distributed a total of USD 875,000 to participants through value vouchers as an incentive for beneficiaries to participate in community asset creation activities.

In the north, WFP transferred a total of USD 644,163 to 8,500 participants in Matam and Podor. WFP implemented FFA activities in the north as part of its integrated approach which aimed to provide vulnerable households affected by the lean season with a broader assistance package. In line with this approach, WFP targeted households who already received WFP assistance during the lean season (via targeted food assistance and the distribution of nutritional products) to engage them in FFA community work to improve their resilience to future climate shocks. Thanks to WFP's training, the 8,500 targeted households were all able to build their own stoves.

In addition, WFP reinforced its focus on enhanced rain-fed rice production. To this end, community assets were built to prevent soil erosion, and seeds and bio-fertilizers were provided through implementing partners to generate better rice yields compared to 2017. Overall participating communities benefited from 226 ha of soils available for rice farming versus a target of 250 ha. Through a partnership with the NGO Elephant Vert, WFP carried out a joint pilot project in three sites in Kolda which demonstrated that plots benefiting from organic fertilizers were more productive compared to control fields. The average rice yield on test plots reached 3.33 mt/ha against 2.8 mt/ha in control plots.

Furthermore, a study on climate services carried out with the National Civil Aviation and Meteorological Agency (ANACIM) enabled WFP to better understand beneficiaries' specific climate-related information needs and how to adapt future programming accordingly. About 61 percent of respondents explained that although they regularly received weather information, they found it difficult to use it for decision-making. Women also expressed their need for specific information on winds, extreme rains and temperatures to better prepare their daily activities including grain-winning, food storage and market gardening. The study's findings will inform current and future programming.

Through its weather-index insurance component, WFP reached a total of 9,245 farmers (45 percent of which were women) in Tambacounda and Kolda, representing a 38 percent increase compared to 2017 results. Following the dry spells of the 2017-2018 agricultural season, about 5,444 farmers received insurance payouts amounting to USD 264,145. The average USD 34 pay-out by farmer represents a 37 percent increase in comparison with 2017. In June, a post-distribution monitoring survey was conducted to assess the pay-out distribution process and showed that 97 percent of participating farmers were satisfied with the R4 initiative and all of them were interested in continuing their participation in the insurance programme.

The majority of insured households used their pay-out to address basic needs such as food, school fees and medical expenses, while avoiding the deterioration of household food security and limiting the loss of livelihood resources. Part of the payment was saved to meet future needs. The survey suggested improvement areas, including the need to enhance participants' knowledge on the pay-out rationale and existing mechanisms to request information and file complaints.

Under the savings and credit component of the R4 initiative there are 665 existing saving groups. In 2018, a total of 14,846 farmers (80 percent women) saved USD 317,000 and 10,226 farmers accessed loans for a total of USD 192,000.

The post-distribution monitoring survey conducted in December 2018 showed the positive outcomes of R4 interventions under Strategic Outcome 3. The coping strategy index (CSI) indicated that 58 percent of households reduced or stabilized their CSI. Moreover, the livelihoods-based coping strategy index (L-CSI) showed that the R4 initiative contributed to decreasing the proportion of vulnerable beneficiary households relying on crisis and emergencies coping strategies such as selling productive assets or

land which reduces future productivity and is difficult to reverse. The proportion of households that used emergency strategies were lower for beneficiaries (13.8 percent) than for non-beneficiaries (29.6 percent). Similarly, the percentage who

reported positive outcomes through enhanced assets and livelihoods was significantly higher among beneficiaries than among non-beneficiaries (82.7 percent versus 39.2 percent).

#### **Strategic Outcome 04**

**National and subnational institutions have strengthened capacity to manage food security and nutrition policies and programmes by 2023**

Strategic Outcome 4 of the transitional ICSP included two activities, both focused on capacity strengthening. Due to funding constraints WFP was unable to implement the second activity aimed at strengthening the Government's capacity to allow for the transition to sustainable home-grown food, nutrition and social protection programmes.

Under the implemented activity, WFP's objective was to enhance the capacity of the Government and partners in food nutrition security analysis, early warning and supply chain management for emergency preparedness, planning and response. This activity was implemented at the national and decentralized levels in synergy with emergency, resilience, school feeding and nutrition operations.

The capacity-strengthening component of WFP's activities supported the Government with the monitoring and analysis of food and nutrition information, while improving the design, targeting, implementation, monitoring and evaluation of emergencies, social safety nets and resilience projects. WFP supported the National Council of Food Security (SECNSA) in the elaboration of the 2018 national Food Security Emergency Response Plan (PUSA) by elaborating the cash-based transfer component of the plan. WFP continued to support the Food Security Council (CSA) to improve the quality of the monthly price monitoring bulletins. Monthly prices data were uploaded in WFP's Vulnerability Analysis and Mapping (VAM) portal. A total of 12 monthly price and market monitoring bulletins were produced and shared with stakeholders.

Furthermore, WFP, in collaboration with WFP's Centre of Excellence in China, sponsored Government officials from the National Council of Food Security (SECNSA), the Ministry of Agriculture and the Delegation of Social Protection (DGPSN) to participate in training workshops on value chain development for smallholder farmers, improvement of national grain reserve and storage management through South-South cooperation. The participants capitalized on the mission's lessons to improve food systems in Senegal, notably through the adoption of the village cereal banks model to improve the national grain reserve, increased market access for smallholders and enhanced focus on the reduction of post-harvest losses. The Ministry of Agriculture also collaborated with WFP to develop a manual to improve the management of village cereal banks.

As part of its strategy to strengthen the Government's capacity in establishing a school feeding programme, WFP supported a cost investment study for school feeding in Senegal. The results of the study, which was finalized in September, will strengthen WFP's advocacy efforts for school feeding by providing further evidence on the programme's benefits for education, human capital development, children's health and nutritional status and local economies. In order to reinforce school feeding monitoring, WFP provided 32 smartphones to school canteen focal points and trained them on data collection and transmission using the Open Data KIT (ODK) platform.

Within the framework of South-South cooperation, a study tour and capacity-strengthening trip to Brazil was organized by WFP in November for Government entities such as the Presidency, the Ministry of National Education, the Ministry of Economy and Finance, and parliament members. This visit aimed to enable the Government of Senegal to learn from Brazil's experience in designing and implementing a national school feeding programme based on local production. The mission allowed WFP and the Government to discuss and refine their joint action plan for the establishment of a national, autonomous and sustainable school feeding programme. As such, WFP has recruited a national expert to support the Ministry of National Education in the implementation of the transitional action plan.

Under nutrition activities, several training and information sessions on the prevention and treatment of malnutrition were organized at the national, regional and community levels. Covered topics included information on the use of the nutritional products distributed by WFP during the lean season, hygiene education, food fortification and culinary demonstrations to promote diet diversification.

Furthermore, WFP's Vulnerability Analysis and Mapping (VAM) unit increased the Government's institutional capacity in planning and implementing food and nutrition security assessments, in collecting and analysing early warning information and in monitoring and evaluating emergency and relief operations. The VAM unit decentralised its capacity-building efforts to strengthen local and regional early warning and information systems. This bottom-up approach will ensure greater quality, effectiveness and coordination within the national early warning mechanisms for food and nutrition security. WFP also supported the National Council for Food Security (SECNSA) in charge of early warning to develop a national early warning manual.

In addition to its capacity strengthening efforts at the decentralized level, the VAM unit also introduced a remote data collection and monitoring approach, which will improve cost-effectiveness and timeliness in the long run. Mobile phones offer the opportunity to conduct needs assessments and monitor project

activities remotely, thus reducing reliance on expensive face-to-face surveys and the risk of sampling bias. Furthermore, mobile technology provides the real-time information required to trigger immediate programme adjustments. Collected data feeds into ODK information systems and provides additional and real-time data for humanitarian decision-making which improves programme management and enhances WFP and partner capacity to respond to emergencies.

# Cross-cutting Results

## Progress towards gender equality

Improved gender equality and women's empowerment among WFP-assisted population

In 2018, WFP continued to strengthen gender equality in its operations in Senegal: 55 percent of beneficiaries were women. Through the Gender Resource Network (GRN) and the Gender Transformation Programme, WFP ensured that staff and partners were informed of gender issues and that gender was adequately embedded in all activities. The share of WFP's women staff in Senegal reached 40 percent versus 36 percent in 2017. WFP aims to increase this proportion to 50 percent by 2021.

In order to raise community members' awareness, WFP enhanced gender communication during decentralized trainings and increased its efforts to improve women's participation in decision-making platforms. The proportion of women in local food assistance committees reached 46 percent and is expected to rise under the forthcoming Country Strategic Plan. An indication of empowerment, women were increasingly able to influence how WFP assistance is used in their household.

With the support of WFP's regional bureau, a capacity-strengthening session was organized in WFP's field office in Kolda. A total of 28 participants (9 WFP staff and 19 partners) were trained in gender equality and in how to empower women and vulnerable groups during the design and implementation of food security and nutrition activities.

WFP made efforts to ensure that smallholder women had equal access to agricultural tools. In collaboration with the National Meteorology Service (ANACIM), WFP carried out a study to evaluate how climate information services could be more inclusive of women's specific information needs. The e-learning application Nutrifami was also gender-relevant as it was used to train 500 women cooks and 100 canteens managers involved in school feeding. Nutrifami provided professional certification on nutrition, food safety and hygiene and thus helped to empower female cooks by recognizing their achievements.

Under rural development activities, 90 percent of participating women received training and inputs (livestock, poultry, equipment) to boost their productivity and enhance their contribution to their households' nutritional well-being. In order to improve climate risk management, a total of 9,245 farmers (45 percent women) benefited from the weather-index insurance in Tambacounda and Kolda. Moreover, 81 percent of the 14,846 farmers enrolled in 710 savings groups in the same regions were women. In order to reduce women's exposure to toxic smokes, WFP provided training on the fabrication of clean cooking stoves, reaching 8,500 women.

During the lean season's operations in northern Senegal, WFP increased the proportion of women among contracted retailers. One third of the retailers involved in cash-based transfers were women versus two percent in 2017. Their participation in the intervention increased their turnover: 33 percent of female retailers reached a turnover of over USD 2,000 versus three percent at the beginning of the operations. All women retailers were able to reimburse their debts. Importantly, these achievements helped to reduce the social stigma that affects business-women.

Overall, WFP's activities have contributed to women's and girls' empowerment and challenged discriminatory gender norms. WFP has integrated gender as a cross-cutting theme in its Country Strategic Plan (2019-2023).

## Protection

Affected populations are able to benefit from WFP programmes in a manner that ensures and promotes their safety, dignity and integrity

Senegal remains a safe country. As in previous years, post-distribution monitoring (PDM) surveys showed that in communities where WFP intervened all beneficiaries were able to access assistance without protection challenges. In 2018, WFP continued to provide food and nutrition assistance in a manner that contributed to the safety, dignity and integrity of all beneficiaries.

Protection aspects such as travel roads, distance and waiting time were taken into consideration. Apart from nutrition activities, all projects used value vouchers as the preferred modality of assistance: vouchers respect beneficiary's dignity and freedom to select commodities based on their needs.

While selecting retailers to participate in WFP's activities, WFP took into account protection aspects such as distance and security. Retailers were selected based on their capacity to offer a wide variety of products in the food basket and their proximity to assisted households. WFP ensured that the distance between a distribution site and a retailer's shop was short enough and that the roads were safe and accessible.

To reduce risks related to protection as well as sexual and gender-based violence, WFP took several measures including the creation of a complaint and feedback mechanism (CFM) managed by WFP and available on working days. Out of over 1,000 calls received, no sensitive complaints were received in 2018. During the preparation phase of the activities, the subject of protection was included in partners capacity-strengthening sessions. All distribution partners were also briefed on the necessity to treat beneficiaries with respect.

All implementing partners signed WFP's Protection Policy (annex 6 in Field Level Agreements - FLA) and made efforts to reduce protection risks through a range



of measures such as starting distributions early enough to allow beneficiaries to return home before dark; increasing the number of distribution points to reduce travel times and establishing crowd controls during distributions so that people would spend less time on distribution sites.

About 18 percent of beneficiaries reported that efforts should be made to better integrate the needs of the elderly people and pregnant women as well as beneficiaries living with diseases and disabilities. While implementing activities or targeting beneficiaries, WFP and its partners will further integrate considerations for the specific needs of these vulnerable groups. In 2019, protection concerns will be further addressed through the elaboration of protection-focused Standard Operational Procedures which will be shared with all partners in order for them to better mainstream protection considerations into their activities.

### **Accountability to affected populations**

Affected populations are able to hold WFP and partners accountable for meeting their hunger needs in a manner that reflects their views and preferences

WFP Senegal is committed to accountability to affected populations and provides food assistance in a transparent manner by ensuring that beneficiaries are well informed throughout the planning, implementation, monitoring and evaluation phases of its operations. Preparatory activities were organized to ensure that beneficiaries were informed about activities, related benefits and how to solicit information and share complaints. Briefing sessions were organized on targeting and implementation processes as well as complaint and feedback mechanisms such as WFP's toll-free number.

Local Development Committee information sessions were held with implementing partners, decentralized services of the Ministries of Trade, Social Affairs, Agriculture and Health as well as with retailers, village leaders and key informants. Before each distribution, cooperating partners and WFP organized awareness-raising sessions to share information about the targeting methodology, the amount and duration of the assistance as well as feedback mechanisms. These same messages were broadcasted in community radio stations and WFP's toll-free number was mentioned on all beneficiary cards and vouchers.

Various monitoring processes and tools such as post-distribution monitoring (PDM) surveys and the toll-free number were used to collect feedback from beneficiaries and to improve programmatic aspects. Although improvements were achieved in 2018, PDM results showed that households did not have the expected understanding of WFP's activities and accountability system. In 2019, WFP will improve the manner in which information sessions are conducted.

All feedback and complaints were received by WFP staff members who were located in the capital Dakar and spoke several local languages. All complaints were recorded and managed anonymously and confidentially, accordingly with standard operating procedures. When required, investigations were carried out to address beneficiary claims and identify follow-up or mitigation actions.

In 2018, beneficiaries and non-beneficiaries' awareness of the toll-free number improved. Nearly 1,000 calls were received versus 126 calls in 2017. Calls were made by both beneficiaries (63 percent) and non-beneficiaries (35 percent) as well as retailers (2 percent). Women were the main users of the toll-free number (62 percent). In most cases, the person receiving the call was able to respond to caller concerns. Otherwise, the complaint or request was referred to the appropriate staff to provide feedback.

Almost 53 percent of the calls expressed gratitude for the assistance, 32 percent requested more information, nine percent submitted a complaint and six percent requested assistance. The complaints were mainly made by non-beneficiaries and were related to the targeting of villages and beneficiaries. One third of beneficiary callers complained about distribution issues, in particular about the prices applied by some retailers, the distance to reach retailer shops and the scarcity of certain products. Three percent of retailers complained about delayed repayments after distributions.

Most complaints fell into the "minimal risk" category and had no impact on the distribution process and the protection of beneficiary rights. No complaint about fraud, harassment or corruption were received. Beneficiaries felt free to speak confidentially and anonymously which allowed WFP to improve its programmatic and operational responses.

### **Environment**

Targeted communities benefit from WFP programmes in a manner that does not harm the environment

Senegal is highly vulnerable to climate change shocks. About 34 percent of its territory is affected by land deterioration. Soils degradation caused by water erosion represents 77 percent of identified cases. Most livelihood activities are highly climate-sensitive such as rainfed subsistence agriculture, cash crops, horticulture, market gardening and livestock rearing.

In 2018, WFP supported the Government in operationalizing sustainable resilience programmes and social protection safety nets with the aim of supporting disaster risk reduction (through community assets creation), climate change adaptation (through climate services) and investments in human capital (through school feeding).

In July 2018, an environmental screening was conducted by the Kolda Regional Environmental Office which informed WFP in the identification of community assets which were to be built as part of its food assistance-for-assets activities as well as their potential negative impacts on the environment and appropriate mitigation measures. Discussions were held at the community level with village workers and beneficiaries, including the women involved in rice cultivation. These consultations confirmed that identified infrastructures responded to the communities' needs. Following this screening exercise WFP implemented community assets such as stone bunds, dikes and bio-digesters in eleven sites.

In Kolda, the establishment of five biodigesters was a pilot experiment. A biodigester can generate enough clean energy to meet the daily cooking needs of a rural family or a school canteen. Furthermore, the residue out of the biodigester is an organic fertilizer that can be used for agriculture. For example, biodigester residue can be used to improve soil fertility in community gardens and rice fields.

Unlike chemical fertilizers, biogas fertilizers do not induce health risks and help preserve the environment. The fences built around biodigester's limit the access of children and stray animals, protect the biogas infrastructure and reduce the risk of injuries. Overall, the biodigester initiative contributed to boosting agricultural productivity and improving household economies. This pilot will be scaled up once required funding is secured.

The screening exercise revealed that the environmental and social impacts of these activities are minor and do not require significant mitigation measures. The negative impacts would mostly result from the management of solid and liquid waste which requires a continuous sensitization of the population. Lack of maintenance of biodigesters may also have negative effects.

In addition to the creation of community assets, WFP used fuel-efficient stoves to contribute to environmental protection. Such stoves improve school cooks' working conditions by preventing toxic smoke and reducing the time devoted to the preparation of meals. Fuel-efficient stoves also improve children's learning conditions by reducing the time dedicated to wood collection.

In Senegal's northern regions such as Matam, populations welcomed the environmentally friendly stoves introduced by WFP. About 8,500 households installed at least one cooking stove in their homes. These new infrastructures reduced the amount of fuelwood and time necessary for the preparation of meals, while also contributing to limiting deforestation.

In 2019, all WFP activities will be screened in accordance with WFP's Environmental Policy.

# A game-changer

In Senegal, over 156,000 pupils received WFP's school feeding assistance during the 2017-2018 academic year. Under this activity, a daily hot meal was provided to schoolchildren, from Monday to Friday, in targeted schools. Cooks, who are community members or mothers of students, are key actors in school feeding operations. Indeed, they carry out this work on a voluntary basis and also contribute complementary foods, such as animal protein and fresh vegetables, which are not included in WFP's food basket. They prepare and serve the meals to the schoolchildren.

In 2017, recommendations were made by SODEXO, a strategic private sector partner for WFP, following its mission to Senegal. SODEXO recommended to train school feeding actors on stock management, hygiene practices and nutritive diets. In response, WFP developed in June 2018 its prototype of the Nutrifami application which was aimed at enhancing the skills of cooks and canteen managers in preparing healthy and nutritious meals.

Nutrifami is an e-learning application (available on computer, tablet and mobile phone) and is used to train vulnerable communities on healthy eating habits and good hygiene practices. Nutrifami is also an innovative and effective communication tool that aims to bring behaviour change and empower women. Its ergonomics are user-friendly and also adapted to illiterate users thanks to illustrations and audio recordings in Wolof, Senegal's national language.

WFP started the dissemination of the Nutrifami application in November 2018 through a training session conducted in the northern region of Matam. A total of 472 cooks and canteen managers from the 236 schools supported by WFP in Matam were trained. Nutrifami was really appreciated by cooks who could easily use it despite the fact that they were illiterate and never used smartphones before.

Several cooks completed the various modules and obtained certificates online which brought further recognition to their work. "Using Nutrifami is very important for me as well as for other cooks because it increases our knowledge and enables us to meet hygiene standards when preparing healthy meals. Nutrifami is like a book in my hands and it allows me learn based on what I see and hear", explained Thiambé Diarry Oumar Sall, one of the cooks who obtained a certificate after completing the "Healthy and Balanced Meal" module.

Amongst the 800 applications received in 2018 by WFP's Innovation Accelerator Office (INCA) based in Munich, Nutrifami was among the nine most innovative projects selected for seed funding. The application was presented in November 2018. WFP received a USD 75,000 grant from INCA for the implementation of a 6-month pilot project targeting 100 schools. Through this pilot, 500 cooks and 100 canteen managers will be trained in Matam and Kanel departments in northern Senegal.

Participation in the school feeding programme empowers cooks and canteen managers and improves their livelihoods thanks to their increased access to community markets and ability to supply local foods to canteens.



# Figures and Indicators

## Data Notes

### Summary

Cover page photo © WFP/Jenny Matthews  
Woman receiving WFP support to carry out tree planting and market gardening activities.

### Context and operations

[1] CIA Factbook

[2] Anaemia stands at 71 percent among children aged 6-59 months (EDS, 2017) and reaches 50 percent among women of childbearing age (UNICEF, Global Nutrition Report 2016). The consumption of iodized salt is at 37 percent, while zinc deficiency affects 58 percent of women and 43 percent of children (COSFAM, 2010).

[3] World Economic Forum, 2017: <https://bit.ly/2hyrEUK>

[4] CIA Factbook (2015, estimate)

[5] The United Nations Sustainable Development Goals are the blueprint to achieve a better and more sustainable future for all by 2030: No Poverty (SDG1), Zero Hunger (SDG2), Good Health and Well-Being (SDG3), Quality Education (SDG4), Gender Equality (SDG5), Climate Action (SDG13), Life On Land (SDG15), Partnerships for the Goals (SDG17). <https://bit.ly/2jHjQmD>

### Strategic outcome 01

[1] Multi-stakeholder assessment

[2] The PUSA, which addresses, the food and nutrition security needs of the most vulnerable rural households, targeted 378,000 people. Its approval, on 18 May 2018, coincided with an advocacy mission of WFP's Executive Director to Senegal.

[3] Vouchers monthly value (USD 10 per beneficiary) was based on the local retail prices of WFP food basket commodities.

[4] Programme National de Bourses Familiales

[5] More details on Nutrifami are available in the EXTRA section of the ACR.

[6] More details on the biodigester innovation are available in the ENVIRONMENT section.

Indicator tables:

Quantity of fortified food provided (outputs table): the value for this output is zero. Due to limited funding WFP was unable to provide this commodity.

### Strategic outcome 02

[1] Standardized Monitoring and Assessment of Relief and Transitions (SMART) 2017

[2] Healing rates above 75%; abandonment rates below 15%; deaths rates below 3%; no response below 15%.

Indicator tables:

WFP expenditures for technical assistance to strengthen national capacity (outputs table): The activity was carried out by cooperating partner using its own funds. WFP will reimburse partner in 2019 and will report on the expenditures in 2019.

## Strategic outcome 03

Indicator tables:

Number of wells, shallow wells constructed for irrigation/livestock use (outputs table): The value for this indicator is zero because the activity was not carried out due to delays resulting from challenges experienced by the implementing partner.

## Strategic outcome 04

Indicator tables:

- Number of guidance document developed and circulated (output table): the value for this indicator is zero because the formulation of the SAP manual, in partnership with SECNSA, will be finalized in early 2019.

- Under Strategic Outcome 4 no outcome-level data is available because the methodology of the associated outcome indicator (Zero Hunger Capacity Scorecard) required specific technical expertise and will be replaced with a new outcome indicator at corporate level for 2019.

## Protection

The zeros appearing as baseline values are not actual values from a survey but are meant to indicate that the first data collection took place later in the year.

## Accountability to affected populations

Low results were registered for the following indicator: "Affected populations are able to hold WFP and partners accountable for meeting their hunger needs in a manner that reflects their views and préférences". In 2019, WFP will enhance communications efforts at the community level to improve beneficiaries understanding of WFP activities and processes.

## Beneficiaries by Age Group

Beneficiary Category	Gender	Planned	Actual	% Actual vs. Planned
Total Beneficiaries	male	215,405	197,207	91.6%
	female	279,780	241,031	86.2%
	total	495,185	438,238	88.5%
<b>By Age Group</b>				
Adults (18 years plus)	male	57,441	82,827	144.2%
	female	102,998	101,233	98.3%
	total	160,439	184,060	114.7%
Children (24-59 months)	male	20,798	0	-
	female	23,769	0	-
	total	44,567	0	-

Beneficiary Category	Gender	Planned	Actual	% Actual vs. Planned
Children (5-18 years)	male	117,359	76,911	65.5%
	female	130,234	94,002	72.2%
	total	247,593	170,913	69.0%
Children (6-23 months)	male	19,807	0	-
	female	22,779	0	-
	total	42,586	0	-
Children (under 5 years)	male	0	37,469	-
	female	0	45,796	-
	total	0	83,265	-

## Beneficiaries by Residence Status

Residence Status	Planned	Actual	% Actual vs. Planned
IDP	2,476	0	-
Resident	492,709	438,237	88.9%

## Annual Food Distribution (mt)

Commodities	Planned Distribution (mt)	Actual Distribution (mt)	% Actual vs. Planned
<b>Strategic Result 1: Everyone has access to food</b>			
Strategic Outcome: Food insecure households and vulnerable population (including school-aged children) are able to meet basic food and nutrition needs all year -round			
Rice	699	0	-
Canned Fish	306	200	65.3%
Corn Soya Blend	377	0	-
Iodised Salt	19	61	321.1%
Vegetable Oil	71	0	-
Beans	189	0	-
<b>Strategic Result 2: No one suffers from malnutrition</b>			

Commodities	Planned Distribution (mt)	Actual Distribution (mt)	% Actual vs. Planned
Strategic Outcome: Targeted populations, including children 6-59 months and pregnant lactating women, in targeted departments have improved nutritional status in line with national targets by 2023			
Corn Soya Blend	1,659	1,002	60.4%
Ready To Use Supplementary Food	77	68	88.1%
Vegetable Oil	143	68	48.0%
Strategic Result 3: Smallholders have improved food security and nutrition			
Strategic Outcome: Food-insecure smallholders and communities in targeted areas have enhanced livelihoods and resilience to better support food security and nutrition needs by 2023			
Rice	1,248	0	-
Iodised Salt	5	0	-
Vegetable Oil	27	0	-
Beans	45	0	-

## Annual CBT and Commodity Voucher Distribution (USD)

Modality	Planned Distribution (CBT)	Actual Distribution (CBT)	% Actual vs. Planned
Strategic Result 1: Everyone has access to food			
Strategic Outcome: Food insecure households and vulnerable population (including school-aged children) are able to meet basic food and nutrition needs all year -round			
Commodity Voucher	0	5,098	-
Value Voucher	5,931,545	3,164,394	53.3%
Strategic Result 3: Smallholders have improved food security and nutrition			
Strategic Outcome: Food-insecure smallholders and communities in targeted areas have enhanced livelihoods and resilience to better support food security and nutrition needs by 2023			
Value Voucher	1,543,530	1,459,619	94.6%
Value voucher transfer for services	180,000	123,861	68.8%

# Output Indicators

Detailed Indicator	Unit	Target Value	Actual Value	% Achieved
<b>Strategic Result 1: Everyone has access to food</b>				
Strategic Outcome 01: Food insecure households and vulnerable population (including school-aged children) are able to meet basic food and nutrition needs all year-round				
Output A: Targeted beneficiaries (school children, HIV/AIDS affected households) receive food, nutritional products, non-food items, cash based transfers and commodity vouchers in sufficient quantity and quality and in a timely manner to meet their basic food and nutrition needs				
Act 2 School meals distribution, support to HIV affected households and government capacity strengthening				
Number of kitchens or cook areas rehabilitated/constructed	unit	1.0	1.0	100.0
Number of primary schools assisted by WFP	school	575.0	820.0	142.6
Number of WFP-assisted schools with improved fuel or energy-efficient stoves	school	245.0	245.0	100.0
Number of retailers participating in cash-based transfer programmes	retailer	401.0	401.0	100.0
Quantity of fuel efficiency stoves distributed	non-food item	490.0	490.0	100.0
Quantity of kitchen utensils distributed (plates, spoons, cooking pots etc.)	non-food item	45482.0	45482.0	100.0
Output A: Targeted beneficiaries (vulnerable households affected by recurrent shocks) receive food, nutritional products, non-food items, cash based transfers and commodity vouchers in sufficient quantity and quality and in a timely manner to meet their basic food and nutrition needs				
Act 1 Provide targeted food assistance and/or complement Government's transfers to the most vulnerable households affected by seasonal and recurrent shocks				
Number of villages assisted	village	433.0	435.0	100.5
Number of retailers participating in cash-based transfer programmes	retailer	119.0	119.0	100.0
Output B: Targeted beneficiaries (school children, HIV/AIDS affected households) receive food, nutritional products, non-food items, cash based transfers and commodity vouchers in sufficient quantity and quality and in a timely manner to meet their basic food and nutrition needs				
Act 2 School meals distribution, support to HIV affected households and government capacity strengthening				
Quantity of fortified food provided	Mt	377.2	-	0.0
Output C: Food insecure people benefit from strengthened national capacity to increase access to education				
Act 2 School meals distribution, support to HIV affected households and government capacity strengthening				
Number of technical assistance activities provided	unit	6.0	6.0	100.0
Number of cooks trained in nutrition, hygiene and safe food handling	individual	256.0	236.0	92.2

Detailed Indicator	Unit	Target Value	Actual Value	% Achieved
Number of district staff/teachers/community members that are trained with support from WFP in home grown school feeding programme design, implementation and other related areas (technical/strategic/managerial)	individual	390.0	390.0	100.0
Number of Government counterparts trained in use and management of monitoring system for School Feeding.	individual	32.0	32.0	100.0
<b>Strategic Result 2: No one suffers from malnutrition</b>				
Strategic Outcome 02: Targeted populations, including children 6-59 months and pregnant lactating women, in targeted departments have improved nutritional status in line with national targets by 2023				
Output A: Targeted beneficiaries receive food, nutritional products, non-food items, in sufficient quantity and quality and in a timely manner to improve their nutrition status				
Act 3 Support the Government with the prevention and treatment of acute and chronic malnutrition of PLW and children 6-59 months through the provision of specialized nutritious food, behavioural change communication and capacity strengthening				
Number of health centres/sites assisted	health center	1572.0	1177.0	74.9
Output C: Targeted populations benefit from enhanced national capacities to increase local fortified food production				
Act 4 Complement the Government's fight against iodine and other micronutrient deficiencies through salt and local food fortification, including capacity strengthening				
WFP expenditures for technical assistance to strengthen national capacity	US\$	30483.0	-	0.0
Output E: Beneficiaries receive information and are sensitized about nutrition messages to improve their nutritious status				
Act 3 Support the Government with the prevention and treatment of acute and chronic malnutrition of PLW and children 6-59 months through the provision of specialized nutritious food, behavioural change communication and capacity strengthening				
Number of men exposed to WFP-supported nutrition messaging	individual	1695.0	1695.0	100.0
Number of women exposed to WFP-supported nutrition messaging	individual	6779.0	6613.0	97.6
Number of community health volunteers (male) supported	individual	768.0	307.0	40.0
Number of men receiving WFP-supported nutrition counselling	individual	24.0	42.0	175.0
Number of women receiving WFP-supported nutrition counselling	individual	24.0	17.0	70.8
Number of caregivers (female) who received messages/training on health and nutrition	individual	6779.0	23458.0	346.0
Number of caregivers (male) who received messages/training on health and nutrition	individual	1695.0	1000.0	59.0
<b>Strategic Result 3: Smallholders have improved food security and nutrition</b>				

Detailed Indicator	Unit	Target Value	Actual Value	% Achieved
Strategic Outcome 03: Food-insecure smallholders and communities in targeted areas have enhanced livelihoods and resilience to better support food security and nutrition needs by 2023				
Output A: Food insecure smallholders receive food/cash assistance to create assets in order to improve their livelihood and resilience				
Act 5 Create community and household productive assets and provide livelihood support (FFA) through integrated and participatory approaches				
Number of retailers participating in cash-based transfer programmes	retailer	85.0	90.0	105.9
Output C: Smallholders are provided with opportunities to benefit from climate adaptation measures, including agricultural insurance, climate services and village cereals banks (VCB)				
Act 6 Provide access to insurances and climate services to enhance resilience to shocks and adaptation to climate change				
Number of guidance document developed and circulated	item	1.0	1.0	100.0
Output D: Food insecure smallholders benefit from improved livelihood assets in order to enhance the productivity and climate resilience of smallholders living in communities at risk				
Act 5 Create community and household productive assets and provide livelihood support (FFA) through integrated and participatory approaches				
Hectares (ha) of agricultural land benefiting from rehabilitated irrigation schemes (including irrigation canal repair, specific protection measures, embankments, etc)	Ha	335.0	330.0	98.5
Hectares (ha) of land plated with forage seeds	Ha	3.0	51.0	1,700.0
Linear meters (m) of soil/stones bunds or small dikes created	meter	12000.0	10056.0	83.8
Linear meters (m) of soil/stones bunds or small dikes rehabilitated	meter	30000.0	39992.0	133.3
Number of chicken houses constructed	Number	5.0	5.0	100.0
Number of community water ponds for irrigation/livestock use rehabilitated/maintained (8000-15000 cbmt)	Number	5.0	6.0	120.0
Number of family gardens established	garden	2.0	2.0	100.0
Number of fish fingerlings distributed	Number	20000.0	25000.0	125.0
Number of fish ponds constructed	Number	10.0	10.0	100.0
Number of non-food items distributed (tools, milling machines, pumps, etc.)	Number	5.0	5.0	100.0
Number of shallow wells constructed	shallow well	4.0	2.0	50.0
Number of tree seedlings produced	Number	50000.0	31134.0	62.3
Number of water control structures constructed	unit	3.0	4.0	133.3
Number of wells, shallow wells constructed for irrigation/livestock use (> 50 cbmt)	Number	4.0	-	0.0

Detailed Indicator	Unit	Target Value	Actual Value	% Achieved
Output G: Smallholders are provided with opportunities to benefit from climate adaptation measures, including agricultural insurance, climate services and village cereals banks (VCB)				
Act 6 Provide access to insurances and climate services to enhance resilience to shocks and adaptation to climate change				
Number of people insured	individual	9000.0	9245.0	102.7
Strategic Result 5: Countries have strengthened capacity to implement the SDGs				
Strategic Outcome 04: National and subnational institutions have strengthened capacity to manage food security and nutrition policies and programmes by 2023				
Output C: Food insecure populations benefit from new and improved policy engagement strategies for food security and nutrition				
Act 9 Transfer expertise and build the capacity of the government for the transition to sustainable home grown food, nutrition and social protection programmes				
Number of guidance document developed and circulated	item	1.0	-	0.0
Number of government counterparts trained in use of data collection tablets	individual	32.0	32.0	100.0
Output C: Food insecure populations benefit from strengthened capacity of national institutions, NGOs and civil society to monitor and manage all aspects of food and nutrition security, including early warning, preparedness and response efforts				
Act 8 Build and enhance capacity of government and partners in food security and nutrition analysis, early warning and supply chain management for emergency preparedness, planning and response				
Number of guidance document developed and circulated	item	1.0	1.0	100.0
Number of training sessions/workshop organized	training session	3.0	2.0	66.7
Number of bulletins, gap analysis, 3Ws, maps and other information products compiled and shared	item	12.0	12.0	100.0
Output I: Food insecure populations benefit from new and improved policy engagement strategies for food security and nutrition				
Act 9 Transfer expertise and build the capacity of the government for the transition to sustainable home grown food, nutrition and social protection programmes				
Number of policy engagement strategies developed/implemented	policy	1.0	1.0	100.0
Output K: Food insecure populations benefit from strengthened capacity of national institutions, NGOs and civil society to monitor and manage all aspects of food and nutrition security, including early warning, preparedness and response efforts				
Act 8 Build and enhance capacity of government and partners in food security and nutrition analysis, early warning and supply chain management for emergency preparedness, planning and response				
Number of partners supported	partner	15.0	26.0	173.3



# Outcome Indicators

Target / Location	Modalities	Activities	Gender	Base Value	Latest Follow Up	Year End Target	CSP End Target	Date/Source/Means of Collection
Strategic Result 1 - Everyone has access to food								
Strategic Outcome 01: Food insecure households and vulnerable population (including school-aged children) are able to meet basic food and nutrition needs all year -round								
Outcome Indicator: Attendance rate								
Primary school students/Senegal	SMP: 2 School meals distribution, support to HIV affected households and government capacity strengthening	Food, Value Voucher	male	99.59	98.23	>90.00	>90.00	Base Value: 2017.06, Secondary data, CP Report Latest Follow-up: 2018.06, Secondary data, CP Report Year end Target: 2018.06 CSP end Target: 2018.06
			female	99.68	97.47	>90.00	>90.00	
			overall	99.64	97.85	>90.00	>90.00	
Outcome Indicator: Average number of schooldays per month on which multi-fortified foods or at least 4 food groups were provided								
Primary school students/Senegal	SMP: 2 School meals distribution, support to HIV affected households and government capacity strengthening	Food, Value Voucher	male	-	-	-	-	Base Value: 2017.06, Secondary data, CP Report Latest Follow-up: 2018.06, WFP programme monitoring, WFP Monitoring Year end Target: 2018.06 CSP end Target: 2018.06
			female	-	-	-	-	
			overall	17.00	10.00	=17.00	=17.00	
Outcome Indicator: Consumption-based Coping Strategy Index (Percentage of households with reduced CSI)								

Target / Location	Modalities	Activities	Gender	Base Value	Latest Follow Up	Year End Target	CSP End Target	Date/Source/Means of Collection
TFA Households in Matam and Podor regions	URT: 1 Provide targeted food assistance and/or complement Government's transfers to the most vulnerable households affected by seasonal and recurrent shocks	Value Voucher	male	0	83.80	≥80.00	≥80.00	Base Value: 2018.06, WFP survey, WFP Monitoring Latest Follow-up: 2018.11, WFP survey, WFP Monitoring Year end Target: 2018.12 CSP end Target: 2018.12
			female	0	91.00	≥80.00	≥80.00	
			overall	0	80.40	≥80.00	≥80.00	
Outcome Indicator: Drop-out rate								
Primary school students/Senegal	SMP: 2 School meals distribution, support to HIV affected households and government capacity strengthening	Food, Value Voucher	male	0.78	0.69	<10.00	<10.00	Base Value: 2017.06, Secondary data, CP Report Latest Follow-up: 2018.06, Secondary data, CP Report Year end Target: 2018.06 CSP end Target: 2018.06
			female	1.12	0.37	<10.00	<10.00	
			overall	0.95	0.53	<10.00	<10.00	
Outcome Indicator: Food Consumption Score / Percentage of households with Acceptable Food Consumption Score								

Target / Location	Modalities	Activities	Gender	Base Value	Latest Follow Up	Year End Target	CSP End Target	Date/Source/Means of Collection
TFA Households beneficiaries of PNBSF/UNICEF	URT: 1 Provide targeted food assistance and/or complement Government's transfers to the most vulnerable households affected by seasonal and recurrent shocks	Value Voucher	male	38.70	64.30	>38.70	>38.70	Base Value: 2017.05, WFP programme monitoring, PDM Latest Follow-up: 2018.06, WFP programme monitoring, PDM Year end Target: 2018.06 CSP end Target: 2018.06
			female	45.10	55.80	>45.10	>45.10	
			overall	40.80	59.20	>40.80	>40.80	
TFA Households in Matam and Podor regions	URT: 1 Provide targeted food assistance and/or complement Government's transfers to the most vulnerable households affected by seasonal and recurrent shocks	Value Voucher	male	20.30	79.20	>20.30	>20.30	Base Value: 2018.06, Joint survey, Baseline Survey Latest Follow-up: 2018.11, WFP programme monitoring, PDM Year end Target: 2018.12 CSP end Target: 2018.12
			female	21.50	86.60	>21.50	>21.50	
			overall	21.00	82.20	>21.00	>21.00	
Outcome Indicator: Food Consumption Score / Percentage of households with Borderline Food Consumption Score								

Target / Location	Modalities	Activities	Gender	Base Value	Latest Follow Up	Year End Target	CSP End Target	Date/Source/Means of Collection
TFA Households beneficiaries of PNBSF/UNICEF	URT: 1 Provide targeted food assistance and/or complement Government's transfers to the most vulnerable households affected by seasonal and recurrent shocks	Value Voucher	male	21.70	23.20	<21.70	<21.70	Base Value: 2017.05, WFP programme monitoring, PDM Latest Follow-up: 2018.06, WFP programme monitoring, PDM Year end Target: 2018.06 CSP end Target: 2018.06
			female	19.60	33.70	<19.60	<19.60	
			overall	21.00	29.60	<21.00	<21.00	
TFA Households in Matam and Podor regions	URT: 1 Provide targeted food assistance and/or complement Government's transfers to the most vulnerable households affected by seasonal and recurrent shocks	Value Voucher	male	64.80	15.50	≤64.80	≤64.80	Base Value: 2018.06, Joint survey, Baseline Survey Latest Follow-up: 2018.11, WFP programme monitoring, PDM Year end Target: 2018.12 CSP end Target: 2018.12
			female	64.90	12.00	≤64.90	≤64.90	
			overall	64.90	14.10	≤64.80	≤64.80	
Outcome Indicator: Food Consumption Score / Percentage of households with Poor Food Consumption Score								

Target / Location	Modalities	Activities	Gender	Base Value	Latest Follow Up	Year End Target	CSP End Target	Date/Source/Means of Collection
TFA Households beneficiaries of PNBSF/UNICEF	URT: 1 Provide targeted food assistance and/or complement Government's transfers to the most vulnerable households affected by seasonal and recurrent shocks	Value Voucher	male	39.60	12.50	<39.60	<39.60	Base Value: 2017.05, WFP programme monitoring, PDM Latest Follow-up: 2018.06, WFP programme monitoring, PDM Year end Target: 2018.06 CSP end Target: 2018.06
			female	35.30	10.50	<35.30	<35.30	
			overall	38.20	11.30	<38.20	<38.20	
TFA Households in Matam and Podor regions	URT: 1 Provide targeted food assistance and/or complement Government's transfers to the most vulnerable households affected by seasonal and recurrent shocks	Value Voucher	male	14.90	5.30	<14.90	<14.90	Base Value: 2018.06, Joint survey, Baseline Survey Latest Follow-up: 2018.11, WFP programme monitoring, PDM Year end Target: 2018.12 CSP end Target: 2018.12
			female	13.60	1.40	<13.60	<13.60	
			overall	14.20	3.70	<14.20	<14.20	
Outcome Indicator: Food Expenditure Share								

Target / Location	Modalities	Activities	Gender	Base Value	Latest Follow Up	Year End Target	CSP End Target	Date/Source/Means of Collection
TFA Households beneficiaries of PNBSF/UNICEF	URT: 1 Provide targeted food assistance and/or complement Government's transfers to the most vulnerable households affected by seasonal and recurrent shocks	Value Voucher	male	77.00	76.00	<77.00	<77.00	Base Value: 2017.05, WFP programme monitoring, WFP Monitoring Latest Follow-up: 2018.06, WFP programme monitoring, WFP Monitoring Year end Target: 2018.06 CSP end Target: 2018.06
			female	76.00	76.00	<76.00	<76.00	
			overall	76.00	76.00	<77.00	<77.00	
TFA Households in Matam and Podor regions	URT: 1 Provide targeted food assistance and/or complement Government's transfers to the most vulnerable households affected by seasonal and recurrent shocks	Value Voucher	male	78.00	74.00	<78.00	<78.00	Base Value: 2018.02, Joint survey, EFSA Latest Follow-up: 2018.11, WFP programme monitoring, WFP Monitoring Year end Target: 2018.12 CSP end Target: 2018.12
			female	86.80	75.80	<86.80	<86.80	
			overall	83.00	75.20	<83.00	<83.00	
Outcome Indicator: Gender ratio								

Target / Location	Modalities	Activities	Gender	Base Value	Latest Follow Up	Year End Target	CSP End Target	Date/Source/Means of Collection
Primary school students/Senegal	SMP: 2 School meals distribution, support to HIV affected households and government capacity strengthening	Food, Value Voucher	male	-	-	-	-	Base Value: 2017.06, Secondary data, CP Report Latest Follow-up: 2018.06, Secondary data, CP Report Year end Target: 2018.12 CSP end Target: 2018.12
			female	-	-	-	-	
			overall	1.65	1.01	<1.65	<1.65	
Outcome Indicator: Retention rate								
Primary school students/Senegal	SMP: 2 School meals distribution, support to HIV affected households and government capacity strengthening	Food, Value Voucher	male	99.49	98.93	>85.00	>85.00	Base Value: 2017.06, Secondary data, CP Report Latest Follow-up: 2018.06, Secondary data, CP Report Year end Target: 2018.06 CSP end Target: 2018.06
			female	99.54	99.71	>85.00	>85.00	
			overall	99.52	99.32	>85.00	>85.00	
Strategic Result 2 - No one suffers from malnutrition								
Strategic Outcome 02: Targeted populations, including children 6-59 months and pregnant lactating women, in targeted departments have improved nutritional status in line with national targets by 2023								
Outcome Indicator: MAM Treatment Default rate								

Target / Location	Modalities	Activities	Gender	Base Value	Latest Follow Up	Year End Target	CSP End Target	Date/Source/Means of Collection
MAM Treatment Children 6-59 months in Senegal	NPA: 3 Support the Government with the prevention and treatment of acute and chronic malnutrition of PLW and children 6-59 months through the provision of specialized nutritious food, behavioural change communication and capacity strengthening	Food	male	0	3.46	<15.00	<15.00	Base Value: 2018.01, Secondary data, CP Report Latest Follow-up: 2018.12, Secondary data, CP Report Year end Target: 2018.12 CSP end Target: 2018.12
			female	0	3.46	<15.00	<15.00	
			overall	0	3.46	<15.00	<15.00	
Outcome Indicator: MAM Treatment Mortality rate								



Target / Location	Modalities	Activities	Gender	Base Value	Latest Follow Up	Year End Target	CSP End Target	Date/Source/Means of Collection
MAM Treatment Children 6-59 months in Senegal	NPA: 3 Support the Government with the prevention and treatment of acute and chronic malnutrition of PLW and children 6-59 months through the provision of specialized nutritious food, behavioural change communication and capacity strengthening	Food	male	0	0.04	<3	<3	Base Value: 2018.01, Secondary data, CP Report Latest Follow-up: 2018.12, Secondary data, CP Report Year end Target: 2018.12 CSP end Target: 2018.12
			female	0	0.04	<3	<3	
			overall	0	0.04	<3	<3	
Outcome Indicator: MAM Treatment Non-response rate								

Target / Location	Modalities	Activities	Gender	Base Value	Latest Follow Up	Year End Target	CSP End Target	Date/Source/Means of Collection
MAM Treatment Children 6-59 months in Senegal	NPA: 3 Support the Government with the prevention and treatment of acute and chronic malnutrition of PLW and children 6-59 months through the provision of specialized nutritious food, behavioural change communication and capacity strengthening	Food	male	0	1.47	<15.00	<15.00	Base Value: 2018.01, Secondary data, CP Report Latest Follow-up: 2018.12, Secondary data, CP Report Year end Target: 2018.12 CSP end Target: 2018.12
			female	0	1.47	<15.00	<15.00	
			overall	0	1.47	<15.00	<15.00	
Outcome Indicator: MAM Treatment Recovery rate								

Target / Location	Modalities	Activities	Gender	Base Value	Latest Follow Up	Year End Target	CSP End Target	Date/Source/Means of Collection
MAM Treatment Children 6-59 months in Senegal	NPA: 3 Support the Government with the prevention and treatment of acute and chronic malnutrition of PLW and children 6-59 months through the provision of specialized nutritious food, behavioural change communication and capacity strengthening	Food	male	0	95.03	>75.00	>75.00	Base Value: 2018.01, Secondary data, CP Report Latest Follow-up: 2018.12, Secondary data, CP Report Year end Target: 2018.12 CSP end Target: 2018.12
			female	0	95.03	>75.00	>75.00	
			overall	0	95.03	>75.00	>75.00	
Outcome Indicator: Minimum Dietary Diversity – Women								

Target / Location	Modalities	Activities	Gender	Base Value	Latest Follow Up	Year End Target	CSP End Target	Date/Source/Means of Collection
MAM PREV PLW in Senegal	NPA: 3 Support the Government with the prevention and treatment of acute and chronic malnutrition of PLW and children 6-59 months through the provision of specialized nutritious food, behavioural change communication and capacity strengthening	Food	male	-	-	-	-	Base Value: 2018.06, WFP survey, WFP Monitoring Latest Follow-up: 2018.12, WFP survey, WFP Monitoring Year end Target: 2018.12 CSP end Target: 2018.12
			female	-	-	-	-	
			overall	40.87	59.70	≥41.00	≥41.00	
Outcome Indicator: Proportion of children 6--23 months of age who receive a minimum acceptable diet								

Target / Location	Modalities	Activities	Gender	Base Value	Latest Follow Up	Year End Target	CSP End Target	Date/Source/Means of Collection
MAM PREV Children 6-23 months	NPA: 3 Support the Government with the prevention and treatment of acute and chronic malnutrition of PLW and children 6-59 months through the provision of specialized nutritious food, behavioural change communication and capacity strengthening	Food	male	15.60	19.40	>20.60	>20.60	Base Value: 2018.06, WFP survey, WFP Monitoring Latest Follow-up: 2018.12, WFP survey, WFP Monitoring Year end Target: 2018.12 CSP end Target: 2018.12
			female	14.40	26.00	>19.40	>19.40	
			overall	15.40	20.10	>20.40	>20.40	
Outcome Indicator: Proportion of eligible population that participates in programme (coverage)								

Target / Location	Modalities	Activities	Gender	Base Value	Latest Follow Up	Year End Target	CSP End Target	Date/Source/Mean of Collection
MAM PREV Children 6-23 months	NPA: 3 Support the Government with the prevention and treatment of acute and chronic malnutrition of PLW and children 6-59 months through the provision of specialized nutritious food, behavioural change communication and capacity strengthening	Food	male	0	104.00	>70.00	>70.00	Base Value: 2018.12, Secondary data, CP Report Latest Follow-up: 2018.12, Secondary data, CP Report Year end Target: 2018.12 CSP end Target: 2018.12
			female	0	104.00	>70.00	>70.00	
			overall	0	104.00	>70.00	>70.00	

Target / Location	Modalities	Activities	Gender	Base Value	Latest Follow Up	Year End Target	CSP End Target	Date/Source/Means of Collection
MAM PREV PLW in Senegal	NPA: 3 Support the Government with the prevention and treatment of acute and chronic malnutrition of PLW and children 6-59 months through the provision of specialized nutritious food, behavioural change communication and capacity strengthening	Food	male	0	71.00	>70.00	>70.00	Base Value: 2018.12, Secondary data, CP Report Latest Follow-up: 2018.12, Secondary data, CP Report Year end Target: 2018.12 CSP end Target: 2018.12
			female	0	71.00	>70.00	>70.00	
			overall	0	71.00	>70.00	>70.00	
<b>Strategic Result 3 - Smallholders have improved food security and nutrition</b>								
Strategic Outcome 03: Food-insecure smallholders and communities in targeted areas have enhanced livelihoods and resilience to better support food security and nutrition needs by 2023								
Outcome Indicator: Consumption-based Coping Strategy Index (Percentage of households with reduced CSI)								
4R beneficiaries in Tambacounda and Kolda regions	ACL: 5 Create community and household productive assets and provide livelihood support (FFA) through integrated and participatory approaches	Value Voucher	male	0	57.30	≥80.00	≥80.00	Base Value: 2018.06, WFP survey, Baseline Survey Latest Follow-up: 2018.12, WFP survey, PDM Year end Target: 2018.12 CSP end Target: 2018.12
			female	0	65.20	≥80.00	≥80.00	
			overall	0	58.30	≥80.00	≥80.00	

Target / Location	Modalities	Activities	Gender	Base Value	Latest Follow Up	Year End Target	CSP End Target	Date/Source/Means of Collection
Outcome Indicator: Food Consumption Score / Percentage of households with Acceptable Food Consumption Score								
4R beneficiaries in Tambacounda and Kolda regions	ACL: 5 Create community and household productive assets and provide livelihood support (FFA) through integrated and participatory approaches	Value Voucher	male	63.10	39.00	>63.10	>63.10	Base Value: 2018.06, WFP survey, Baseline Survey Latest Follow-up: 2018.12, WFP survey, PDM Year end Target: 2018.12 CSP end Target: 2018.12
			female	62.10	29.80	>62.10	>62.10	
			overall	62.90	37.60	>62.90	>62.90	
Outcome Indicator: Food Consumption Score / Percentage of households with Borderline Food Consumption Score								
4R beneficiaries in Tambacounda and Kolda regions	ACL: 5 Create community and household productive assets and provide livelihood support (FFA) through integrated and participatory approaches	Value Voucher	male	20.00	44.80	<20.00	<20.00	Base Value: 2018.06, WFP survey, Baseline Survey Latest Follow-up: 2018.12, WFP survey, PDM Year end Target: 2018.12 CSP end Target: 2018.12
			female	21.30	45.20	<23.10	<23.10	
			overall	20.70	44.80	<20.70	<20.70	
Outcome Indicator: Food Consumption Score / Percentage of households with Poor Food Consumption Score								



Target / Location	Modalities	Activities	Gender	Base Value	Latest Follow Up	Year End Target	CSP End Target	Date/Source/Means of Collection
4R beneficiaries in Tambacounda and Kolda regions	ACL: 5 Create community and household productive assets and provide livelihood support (FFA) through integrated and participatory approaches	Value Voucher	male	16.90	16.20	<16.90	<16.90	Base Value: 2018.06, WFP survey, Baseline Survey Latest Follow-up: 2018.12, WFP survey, PDM Year end Target: 2018.12 CSP end Target: 2018.12
			female	14.90	25.00	<14.90	<14.90	
			overall	16.40	17.60	<16.40	<16.40	
Outcome Indicator: Food expenditure share								
4R beneficiaries in Tambacounda and Kolda regions	ACL: 5 Create community and household productive assets and provide livelihood support (FFA) through integrated and participatory approaches	Value Voucher	male	55.00	69.22	<55.00	<55.00	Base Value: 2018.06, WFP survey, Baseline Survey Latest Follow-up: 2018.12, WFP survey, PDM Year end Target: 2018.12 CSP end Target: 2018.12
			female	58.90	73.27	<58.90	<58.90	
			overall	56.00	69.85	<56.00	<56.00	
Outcome Indicator: Livelihood-based Coping Strategy Index (Percentage of households using coping strategies) / Percentage of households not using livelihood based coping strategies								

Target / Location	Modalities	Activities	Gender	Base Value	Latest Follow Up	Year End Target	CSP End Target	Date/Source/Means of Collection
4R beneficiaries in Tambacounda and Kolda regions	ACL: 5 Create community and household productive assets and provide livelihood support (FFA) through integrated and participatory approaches	Value Voucher	male	35.50	49.30	>38.50	>38.50	Base Value: 2018.06, WFP survey, Baseline Survey Latest Follow-up: 2018.12, WFP survey, PDM Year end Target: 2018.12 CSP end Target: 2018.12
			female	43.60	46.70	>43.60	>43.60	
			overall	37.40	48.90	>37.40	>37.40	
Outcome Indicator: Livelihood-based Coping Strategy Index (Percentage of households using coping strategies) / Percentage of households using crisis coping strategies								
4R beneficiaries in Tambacounda and Kolda regions	ACL: 5 Create community and household productive assets and provide livelihood support (FFA) through integrated and participatory approaches	Value Voucher	male	18.80	6.50	<18.80	<18.80	Base Value: 2018.06, WFP survey, Baseline Survey Latest Follow-up: 2018.12, WFP survey, PDM Year end Target: 2018.12 CSP end Target: 2018.12
			female	13.30	9.70	<13.30	<13.30	
			overall	17.50	7	<17.30	<17.30	
Outcome Indicator: Livelihood-based Coping Strategy Index (Percentage of households using coping strategies) / Percentage of households using emergency coping strategies								

Target / Location	Modalities	Activities	Gender	Base Value	Latest Follow Up	Year End Target	CSP End Target	Date/Source/Means of Collection
4R beneficiaries in Tambacounda and Kolda regions	ACL: 5 Create community and household productive assets and provide livelihood support (FFA) through integrated and participatory approaches	Value Voucher	male	5.50	6.70	<5.50	<5.50	Base Value: 2018.06, WFP survey, Baseline Survey Latest Follow-up: 2018.12, WFP survey, PDM Year end Target: 2018.12 CSP end Target: 2018.12
			female	11.80	7.30	<11.80	<11.80	
			overall	6.90	6.80	<6.90	<6.90	
Outcome Indicator: Livelihood-based Coping Strategy Index (Percentage of households using coping strategies) / Percentage of households using stress coping strategies								
4R beneficiaries in Tambacounda and Kolda regions	ACL: 5 Create community and household productive assets and provide livelihood support (FFA) through integrated and participatory approaches	Value Voucher	male	40.30	37.50	≤40.30	≤40.30	Base Value: 2018.06, WFP survey, Baseline Survey Latest Follow-up: 2018.12, WFP survey, PDM Year end Target: 2018.12 CSP end Target: 2018.12
			female	31.30	36.30	≤31.30	≤31.30	
			overall	38.20	37.30	≤38.20	≤38.20	
Outcome Indicator: Proportion of the population in targeted communities reporting benefits from an enhanced asset base								

Target / Location	Modalities	Activities	Gender	Base Value	Latest Follow Up	Year End Target	CSP End Target	Date/Source/Means of Collection
4R beneficiaries in Tambacounda and Kolda regions	ACL: 5 Create community and household productive assets and provide livelihood support (FFA) through integrated and participatory approaches	Value Voucher	male	-	-	-	-	Base Value: 2018.12, WFP survey, Baseline Survey Latest Follow-up: 2018.12, WFP survey, PDM Year end Target: 2018.12 CSP end Target: 2018.12
			female	-	-	-	-	
			overall	0	82.70	<80.00	<80.00	

## Cross-cutting Indicators

Target / Location	Modalities	Activities	Gender	Base Value	Latest Follow Up	Year End Target	CSP End Target	Date/Source/Mean of Collection
Progress towards gender equality								
Improved gender equality and women's empowerment among WFP-assisted population								
Cross-cutting Indicator: Proportion of food assistance decision-making entity – committees, boards, teams, etc. – members who are women								
4R beneficiaries in Tambacounda and Kolda regions	Value Voucher	ACL: 5 Create community and household productive assets and provide livelihood support (FFA) through integrated and participatory approaches	male	-	-	-	-	Base Value: 2018.06 Latest Follow-up: 2018.06 Year end Target: 2018.06 CSP end Target: 2018.06
			female	-	-	-	-	
			overall	34.00	34.00	>60.00	>60.00	
FFA beneficiaries in Matam and Podor	Value Voucher	ACL: 5 Create community and household productive assets and provide livelihood support (FFA) through integrated and participatory approaches	male	-	-	-	-	Base Value: 2018.10 Latest Follow-up: 2018.10 Year end Target: 2018.10 CSP end Target: 2018.10
			female	-	-	-	-	
			overall	71.00	71.00	>60.00	>60.00	
Primary school students/Senegal	Food, Value Voucher	SMP: 2 School meals distribution, support to HIV affected households and government capacity strengthening	male	-	-	-	-	Base Value: 2018.06 Latest Follow-up: 2018.06 Year end Target: 2018.06 CSP end Target: 2018.06
			female	-	-	-	-	
			overall	46.00	46.00	>60.00	>60.00	
Cross-cutting Indicator: Proportion of households where women, men, or both women and men make decisions on the use of food/cash/vouchers, disaggregated by transfer modality / Decisions jointly made by women and men								
4R beneficiaries in Tambacounda and Kolda regions	Value Voucher	ACL: 5 Create community and household productive assets and provide livelihood support (FFA) through integrated and participatory approaches	male	-	-	-	-	Base Value: 2018.06 Latest Follow-up: 2018.06 Year end Target: 2018.06 CSP end Target: 2018.06
			female	-	-	-	-	
			overall	0	27.60	>50.00	>50.00	
FFA beneficiaries in Matam and Podor	Value Voucher	ACL: 5 Create community and household productive assets and provide livelihood support (FFA) through integrated and participatory approaches	male	-	-	-	-	Base Value: 2018.06 Latest Follow-up: 2018.06 Year end Target: 2018.06 CSP end Target: 2018.06
			female	-	-	-	-	
			overall	0	40.70	>50.00	>50.00	

Target / Location	Modalities	Activities	Gender	Base Value	Latest Follow Up	Year End Target	CSP End Target	Date/Source/Means of Collection
Nutrition beneficiaries/Senegal	Food	NPA: 3 Support the Government with the prevention and treatment of acute and chronic malnutrition of PLW and children 6-59 months through the provision of specialized nutritious food, behavioural change communication and capacity strengthening	male	-	-	-	-	Base Value: 2018.10 Latest Follow-up: 2018.10 Year end Target: 2018.10 CSP end Target: 2018.10
			female	-	-	-	-	
			overall	2	3.60	>25.00	>25.00	
TFA Households in Matam and Podor regions	Value Voucher	URT: 1 Provide targeted food assistance and/or complement Government's transfers to the most vulnerable households affected by seasonal and recurrent shocks	male	-	-	-	-	Base Value: 2018.06 Latest Follow-up: 2018.06 Year end Target: 2018.06 CSP end Target: 2018.06
			female	-	-	-	-	
			overall	20.70	40.30	=50.00	=50.00	
Cross-cutting Indicator: Proportion of households where women, men, or both women and men make decisions on the use of food/cash/vouchers, disaggregated by transfer modality / Decisions made by men								
4R beneficiaries in Tambacounda and Kolda regions	Value Voucher	ACL: 5 Create community and household productive assets and provide livelihood support (FFA) through integrated and participatory approaches	male	-	-	-	-	Base Value: 2018.06 Latest Follow-up: 2018.06 Year end Target: 2018.06 CSP end Target: 2018.06
			female	-	-	-	-	
			overall	0	54.20	<25.00	<25.00	
FFA beneficiaries in Matam and Podor	Value Voucher	ACL: 5 Create community and household productive assets and provide livelihood support (FFA) through integrated and participatory approaches	male	-	-	-	-	Base Value: 2018.06 Latest Follow-up: 2018.06 Year end Target: 2018.06 CSP end Target: 2018.06
			female	-	-	-	-	
			overall	0	13.00	<25.00	<25.00	
Nutrition beneficiaries/Senegal	Food	NPA: 3 Support the Government with the prevention and treatment of acute and chronic malnutrition of PLW and children 6-59 months through the provision of specialized nutritious food, behavioural change communication and capacity strengthening	male	-	-	-	-	Base Value: 2018.10 Latest Follow-up: 2018.10 Year end Target: 2018.10 CSP end Target: 2018.10
			female	-	-	-	-	
			overall	1.70	1.20	>25.00	>25.00	

Target / Location	Modalities	Activities	Gender	Base Value	Latest Follow Up	Year End Target	CSP End Target	Date/Source/Means of Collection
TFA Households in Matam and Podor regions	Value Voucher	URT: 1 Provide targeted food assistance and/or complement Government's transfers to the most vulnerable households affected by seasonal and recurrent shocks	male	-	-	-	-	Base Value: 2018.06 Latest Follow-up: 2018.06 Year end Target: 2018.06 CSP end Target: 2018.06
			female	-	-	-	-	
			overall	33.00	14.90	=25.00	=25.00	
Cross-cutting Indicator: Proportion of households where women, men, or both women and men make decisions on the use of food/cash/vouchers, disaggregated by transfer modality / Decisions made by women								
4R beneficiaries in Tambacounda and Kolda regions	Value Voucher	ACL: 5 Create community and household productive assets and provide livelihood support (FFA) through integrated and participatory approaches	male	-	-	-	-	Base Value: 2018.06 Latest Follow-up: 2018.06 Year end Target: 2018.06 CSP end Target: 2018.06
			female	-	-	-	-	
			overall	0	18.20	<25.00	<25.00	
FFA beneficiaries in Matam and Podor	Value Voucher	ACL: 5 Create community and household productive assets and provide livelihood support (FFA) through integrated and participatory approaches	male	-	-	-	-	Base Value: 2018.06 Latest Follow-up: 2018.06 Year end Target: 2018.06 CSP end Target: 2018.06
			female	-	-	-	-	
			overall	0	46.40	<25.00	<25.00	
Nutrition beneficiaries/Senegal	Food	NPA: 3 Support the Government with the prevention and treatment of acute and chronic malnutrition of PLW and children 6-59 months through the provision of specialized nutritious food, behavioural change communication and capacity strengthening	male	-	-	-	-	Base Value: 2018.10 Latest Follow-up: 2018.10 Year end Target: 2018.10 CSP end Target: 2018.10
			female	-	-	-	-	
			overall	96.30	95.20	<50.00	<50.00	
TFA Households in Matam and Podor regions	Value Voucher	URT: 1 Provide targeted food assistance and/or complement Government's transfers to the most vulnerable households affected by seasonal and recurrent shocks	male	-	-	-	-	Base Value: 2018.06 Latest Follow-up: 2018.06 Year end Target: 2018.06 CSP end Target: 2018.06
			female	-	-	-	-	
			overall	46.30	44.80	=25.00	=25.00	
Cross-cutting Indicator: Type of transfer (food, cash, voucher, no compensation) received by participants in WFP activities, disaggregated by sex and type of activity								

Target / Location	Modalities	Activities	Gender	Base Value	Latest Follow Up	Year End Target	CSP End Target	Date/Source/Mean of Collection
4R beneficiaries in Tambacounda and Kolda regions	Value Voucher	ACL: 5 Create community and household productive assets and provide livelihood support (FFA) through integrated and participatory approaches	male	100.00	100.00	=100.00	=100.00	Base Value: 2018.06 Latest Follow-up: 2018.06 Year end Target: 2018.06 CSP end Target: 2018.06
			female	100.00	100.00	=100.00	=100.00	
			overall	100.00	100.00	=100.00	=100.00	
<b>Protection</b>								
Affected populations are able to benefit from WFP programmes in a manner that ensures and promotes their safety, dignity and integrity								
Cross-cutting Indicator: Proportion of targeted people accessing assistance without protection challenges								
4R beneficiaries in Tambacounda and Kolda regions	Value Voucher	ACL: 5 Create community and household productive assets and provide livelihood support (FFA) through integrated and participatory approaches	male	0	100.00	≥90.00	≥90.00	Base Value: 2018.06 Latest Follow-up: 2018.06 Year end Target: 2018.06 CSP end Target: 2018.06
			female	0	100.00	≥90.00	≥90.00	
			overall	0	100.00	≥90.00	≥90.00	
Nutrition beneficiaries/Senegal	Food	NPA: 3 Support the Government with the prevention and treatment of acute and chronic malnutrition of PLW and children 6-59 months through the provision of specialized nutritious food, behavioural change communication and capacity strengthening	male	0	100.00	≥90.00	≥90.00	Base Value: 2018.06 Latest Follow-up: 2018.06 Year end Target: 2018.06 CSP end Target: 2018.06
			female	0	100.00	≥90.00	≥90.00	
			overall	0	100.00	≥90.00	≥90.00	
TFA Households in Matam and Podor regions	Value Voucher	URT: 1 Provide targeted food assistance and/or complement Government's transfers to the most vulnerable households affected by seasonal and recurrent shocks	male	0	100.00	≥90.00	≥90.00	Base Value: 2018.06 Latest Follow-up: 2018.06 Year end Target: 2018.06 CSP end Target: 2018.06
			female	0	100.00	≥90.00	≥90.00	
			overall	0	100.00	≥90.00	≥90.00	
<b>Accountability to affected populations</b>								
Affected populations are able to hold WFP and partners accountable for meeting their hunger needs in a manner that reflects their views and preferences								
Cross-cutting Indicator: Proportion of assisted people informed about the programme (who is included, what people will receive, length of assistance)								



Target / Location	Modalities	Activities	Gender	Base Value	Latest Follow Up	Year End Target	CSP End Target	Date/Source/Means of Collection
4R beneficiaries in Tambacounda and Kolda regions	Value Voucher	ACL: 5 Create community and household productive assets and provide livelihood support (FFA) through integrated and participatory approaches, CAR: 6 Provide access to insurances and climate services to enhance resilience to shocks and adaptation to climate change	male	0	24.85	>80.00	>80.00	Base Value: 2018.06 Latest Follow-up: 2018.06 Year end Target: 2018.06 CSP end Target: 2018.06
			female	0	20.37	>80.00	>80.00	
			overall	0	24.25	>80.00	>80.00	
FFA beneficiaries in Matam and Podor	Value Voucher	ACL: 5 Create community and household productive assets and provide livelihood support (FFA) through integrated and participatory approaches	male	0	22.08	>80.00	>80.00	Base Value: 2018.06 Latest Follow-up: 2018.06 Year end Target: 2018.06 CSP end Target: 2018.06
			female	0	12.94	>80.00	>80.00	
			overall	0	18.47	>80.00	>80.00	
Nutrition beneficiaries/Senegal	Food	NPA: 3 Support the Government with the prevention and treatment of acute and chronic malnutrition of PLW and children 6-59 months through the provision of specialized nutritious food, behavioural change communication and capacity strengthening	male	2.88	12.90	>80.00	>80.00	Base Value: 2018.10 Latest Follow-up: 2018.10 Year end Target: 2018.10 CSP end Target: 2018.10
			female	3.09	14.44	>80.00	>80.00	
			overall	2.90	13.25	>80.00	>80.00	
TFA Households in Matam and Podor regions	Value Voucher	URT: 1 Provide targeted food assistance and/or complement Government's transfers to the most vulnerable households affected by seasonal and recurrent shocks	male	0	13.20	>80.00	>80.00	Base Value: 2018.06 Latest Follow-up: 2018.06 Year end Target: 2018.06 CSP end Target: 2018.06
			female	0	14.90	>80.00	>80.00	
			overall	0	13.89	>80.00	>80.00	
Cross-cutting Indicator: Proportion of project activities for which beneficiary feedback is documented, analysed and integrated into programme improvements								

Target / Location	Modalities	Activities	Gender	Base Value	Latest Follow Up	Year End Target	CSP End Target	Date/Source/Mean of Collection
All activities in Senegal	Food, Value Voucher	ACL: 5 Create community and household productive assets and provide livelihood support (FFA) through integrated and participatory approaches, CAR: 6 Provide access to insurances and climate services to enhance resilience to shocks and adaptation to climate change, NPA: 3 Support the Government with the prevention and treatment of acute and chronic malnutrition of PLW and children 6-59 months through the provision of specialized nutritious food, behavioural change communication and capacity strengthening, SMP: 2 School meals distribution, support to HIV affected households and government capacity strengthening, URT: 1 Provide targeted food assistance and/or complement Government's transfers to the most vulnerable households affected by seasonal and recurrent shocks	male	-	-	-	-	Base Value: 2018.06 Latest Follow-up: 2018.06 Year end Target: 2018.06 CSP end Target: 2018.06
			female	-	-	-	-	
			overall	0	100.00	=100.00	=100.00	

## **World Food Programme**

### **Contact info**

Hadja Aminata Seck  
aminata.seck@wfp.org

### **Country director**

Lena Savelli

Cover page photo © WFP/Jenny Matthews

Woman receiving WFP support to carry out tree planting and market gardening activities.

<https://www1.wfp.org/countries/senegal>

# Annual Country Report - Donor Version

## Senegal Country Portfolio Budget 2018 (2018-2018)

### Cumulative Financial Overview as at 31 December 2018 (Amount in USD)

Strategic Result	Strategic Outcome	Activity	Needs Based Plan	Allocated Contributions	Advance and Allocation	Allocated Resources	Expenditures	Balance of Resources
1	Food insecure households and vulnerable population (including school-aged children) are able to meet basic food and nutrition needs all year -round	2 School meals distribution, support to HIV affected households and government capacity strengthening	4,849,737	2,170,166	0	2,170,166	2,052,600	117,566
		1 Provide targeted food assistance and/or complement Government's transfers to the most vulnerable households affected by seasonal and recurrent shocks	5,660,095	2,313,453	877,621	3,191,075	3,107,921	83,154
<b>Subtotal Strategic Result 1. Everyone has access to food (SDG Target 2.1)</b>			<b>10,509,831</b>	<b>4,483,620</b>	<b>877,621</b>	<b>5,361,241</b>	<b>5,160,521</b>	<b>200,720</b>

# Annual Country Report - Donor Version

## Senegal Country Portfolio Budget 2018 (2018-2018)

### Cumulative Financial Overview as at 31 December 2018 (Amount in USD)

Strategic Result	Strategic Outcome	Activity	Needs Based Plan	Allocated Contributions	Advance and Allocation	Allocated Resources	Expenditures	Balance of Resources
2	Targeted populations, including children 6-59 months and pregnant lactating women, in targeted departments have improved nutritional status in line with national targets by 2023	4 Complement the Government's fight against iodine and other micronutrient deficiencies through salt and local food fortification, including capacity strengthening	298,243	68,941	0	68,941	54,983	13,958
		3 Support the Government with the prevention and treatment of acute and chronic malnutrition of PLW and children 6-59 months through the provision of specialized nutritious food, behavioural change communication and capacity strengthening	2,191,243	1,797,471	0	1,797,471	1,401,641	395,831
<b>Subtotal Strategic Result 2. No one suffers from malnutrition (SDG Target 2.2)</b>			<b>2,489,486</b>	<b>1,866,412</b>	<b>0</b>	<b>1,866,412</b>	<b>1,456,623</b>	<b>409,789</b>

# Annual Country Report - Donor Version

## Senegal Country Portfolio Budget 2018 (2018-2018)

### Cumulative Financial Overview as at 31 December 2018 (Amount in USD)

Strategic Result	Strategic Outcome	Activity	Needs Based Plan	Allocated Contributions	Advance and Allocation	Allocated Resources	Expenditures	Balance of Resources
3	Food-insecure smallholders and communities in targeted areas have enhanced livelihoods and resilience to better support food security and nutrition needs by 2023	5 Create community and household productive assets and provide livelihood support (FFA) through integrated and participatory approaches	3,249,817	2,596,000	0	2,596,000	2,191,546	404,453
		6 Provide access to insurances and climate services to enhance resilience to shocks and adaptation to climate change	663,609	649,627	0	649,627	522,982	126,644
		7 Connect smallholder farmers and organizations to market opportunities offered by WFP and partners' activities	160,802	0	0	0	0	0
<b>Subtotal Strategic Result 3. Smallholders have improved food security and nutrition (SDG Target 2.3)</b>			<b>4,074,227</b>	<b>3,245,626</b>	<b>0</b>	<b>3,245,626</b>	<b>2,714,529</b>	<b>531,097</b>

# Annual Country Report - Donor Version

## Senegal Country Portfolio Budget 2018 (2018-2018)

### Cumulative Financial Overview as at 31 December 2018 (Amount in USD)

Strategic Result	Strategic Outcome	Activity	Needs Based Plan	Allocated Contributions	Advance and Allocation	Allocated Resources	Expenditures	Balance of Resources
5	National and subnational institutions have strengthened capacity to manage food security and nutrition policies and programmes by 2023	8 Build and enhance capacity of government and partners in food security and nutrition analysis, early warning and supply chain management for emergency preparedness, planning and response	421,978	242,484	0	242,484	211,999	30,485
		9 Transfer expertise and build the capacity of the government for the transition to sustainable home grown food, nutrition and social protection programmes	220,000	0	0	0	0	0
<b>Subtotal Strategic Result 5. Countries have strengthened capacity to implement the SDGs (SDG Target 17.9)</b>			<b>641,978</b>	<b>242,484</b>	<b>0</b>	<b>242,484</b>	<b>211,999</b>	<b>30,485</b>
<b>Total Direct Operational Cost</b>			<b>17,715,523</b>	<b>9,838,143</b>	<b>877,621</b>	<b>10,715,764</b>	<b>9,543,672</b>	<b>1,172,092</b>
<b>Direct Support Cost (DSC)</b>			<b>1,025,314</b>	<b>680,069</b>	<b>61,346</b>	<b>741,414</b>	<b>661,891</b>	<b>79,524</b>
<b>Total Direct Costs</b>			<b>18,740,837</b>	<b>10,518,211</b>	<b>938,967</b>	<b>11,457,179</b>	<b>10,205,563</b>	<b>1,251,616</b>
<b>Indirect Support Cost (ISC)</b>			<b>1,218,154</b>	<b>659,230</b>		<b>659,230</b>	<b>659,230</b>	<b>0</b>
<b>Grand Total</b>			<b>19,958,991</b>	<b>11,177,442</b>	<b>938,967</b>	<b>12,116,409</b>	<b>10,864,793</b>	<b>1,251,616</b>

This computer generated report is certified by the Chief of Contribution Accounting and Donor Financial Reporting Branch (RMFC)

## Columns Definition

---

### Needs Based Plan

Latest Approved Version of Needs Based Plan in USD

### Allocated Contributions

Allocated contributions include confirmed contributions with exchange rate variations, multilateral allocations, miscellaneous income, resource transferred, cost recovery and other financial adjustments (e.g. refinancing); excludes: internal advances.

### Advance and allocation:

Internal advanced/allocated resources but not repaid in USD.

This includes different types of internal advance (IPL or MAF) and allocation (IRA).

### Allocated Resources

Sum of Allocated Contributions, Advance and Allocation

### Expenditures

Cumulative monetary value of goods and services received up to the reporting period.

### Balance of Resources

Allocated Resources minus Expenditures



# Annual Country Report - Donor Version

## Senegal Country Portfolio Budget 2018 (2018-2018)

Annual Financial Overview for the period 1 January to 31 December 2018 (Amount in USD)

	Needs Based Plan	Implementation Plan*	Expenditures
Senegal	19,958,991	6,617,361	10,860,835
<i>*Original Implementation Plan as per the Management Plan 2018</i>			