

SAVING  
LIVES

CHANGING  
LIVES



# Democratic People's Republic of Korea Annual Country Report 2018

Country Strategic Plan

2018 - 2018

ACR Reading Guidance



World Food  
Programme

# Table of contents

Summary	3
Context and Operations	5
Programme Performance - Resources for Results	7
Programme Performance	8
Strategic Outcome 01	8
Strategic Outcome 02	8
Strategic Outcome 03	9
Cross-cutting Results	10
Progress towards gender equality	10
Protection	10
Accountability to affected populations	10
Environment	11
Story Worth Telling	12
Figures and Indicators	13
Data Notes	13
Beneficiaries by Age Group	13
Beneficiaries by Residence Status	13
Annual Food Distribution (mt)	13
Output Indicators	15
Outcome Indicators	16
Cross-cutting Indicators	18
Progress towards gender equality	18
Protection	18
Accountability to affected populations	18
Environment	19



# Summary

In 2019, WFP implemented a one-year Transitional Interim Country Strategic Plan (T-ICSP) in Democratic People's Republic of Korea (DPR Korea). In support of the Government of DPR Korea's work to end hunger and malnutrition, the T-ICSP focused work towards achieving three Strategic Outcomes:

1. Children and pregnant and lactating women in DPR Korea have improved nutrition by 2030;
2. Vulnerable people in disaster-prone areas of DPR Korea have access to food all year round; and
3. Crisis affected men, women, boys, and girls in DPR Korea have access to food all year round.

In 2018, WFP provided food and nutrition assistance to more than 694,000 beneficiaries. This includes pregnant and lactating women (PLW), children in nurseries, patients in paediatric wards in WFP-supported hospitals, and Food for Disaster Risk Reduction (FDRR) beneficiaries as per the prioritization strategy agreed between WFP and the Government.

Additionally, 23,370 people participated in the implementation of nine different types of FDRR activity in nine counties of five provinces – aimed at making the communities more food secure and strengthening their resilience to climate risk and natural hazards. In total, 1,763 metric tons of maize was allocated for the food distribution, though this could not be completed in 2018 due to the delayed arrival of maize in the country and harsh weather blocking access to beneficiaries during winter season.

A Food Security Assessment was conducted in late 2018 using a tiered approach including qualitative and quantitative data collection methods; additional regular qualitative Food Security Assessments are planned to be conducted between 2019 and 2021. The assessment was tailored for the DPR Korea context with the aim of providing a snapshot of the food security situation from a food systems lens. It was also designed to contribute towards WFP's strategy and programme design process as WFP DPR Korea transitions to an Interim Country Strategic Plan for 2019-2021.

WFP continued to strengthen its strategic partnerships with the National Coordination Committee, government line ministries, academia, United Nations agencies and international non-government organisations while supporting the country to achieve Zero Hunger by improving food security and preventing malnutrition. WFP co-chaired the Food Security and Agriculture Working Group and the Nutrition Sector Working Group, useful fora for sharing information on food security and nutrition as well as for coordinating the planning and implementation of food security and nutrition related activities.

Together with the Government, WFP conducted monitoring in WFP-supported counties by visiting all types of assisted institutions such as nurseries, hospitals, and schools at least once in 2018. Furthermore, the storage points at all levels of supply chain and the local food production factories were monitored to make sure the right amount of food in an acceptable quality was distributed to the targeted beneficiaries.



**694,992**  
total beneficiaries  
in 2018

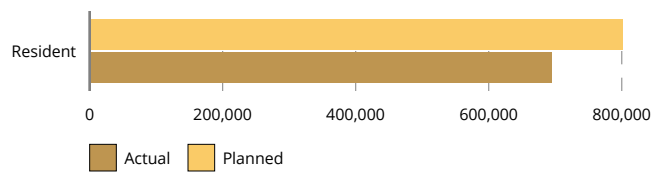


**59%**  
female

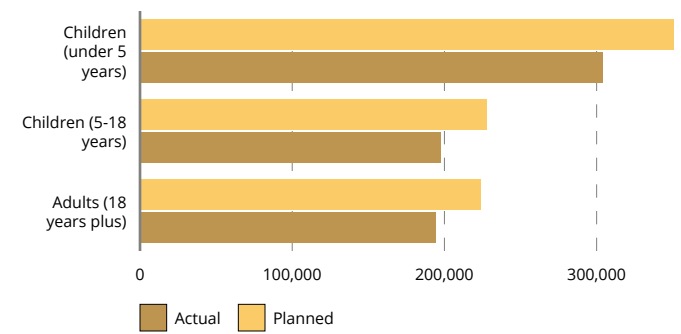


**41%**  
male

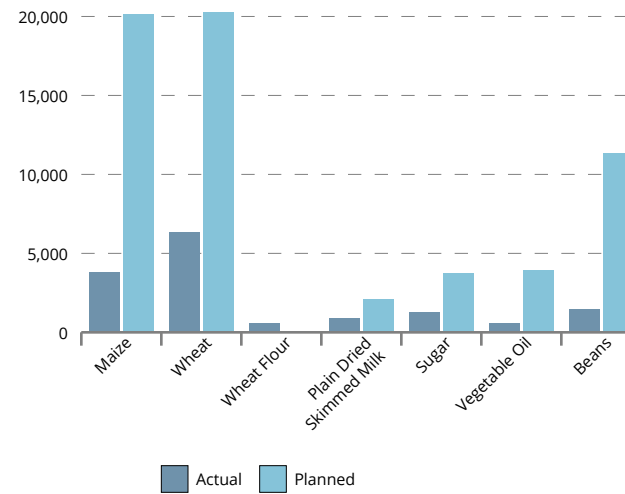
**Beneficiaries by Residence Status**



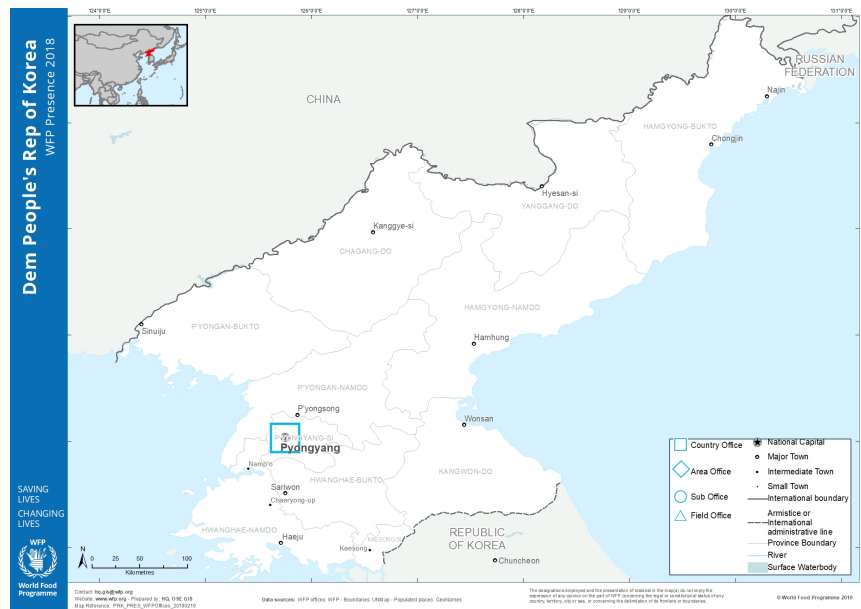
**Beneficiaries by Age Group**



**Annual Food Distribution (mt)**



# Context and Operations



While the supply of food has been remarkably stable for several years, the Democratic People's Republic of Korea (DPR Korea) continues to face a wide range of challenges. The protracted humanitarian situation in the country is one of them, as is the recurrence of natural disasters which exacerbate pre-existing vulnerabilities. Despite some improvements in 2018, humanitarian needs across DPR Korea remain substantial, with chronic food insecurity and malnutrition widespread. 10.3 million people – more than 40 percent of the total population – are undernourished and require humanitarian assistance, with one in five children stunted due to chronic malnutrition, according to the 2018 DPR Korea Needs and Priorities.

DPR Korea's Global Hunger Index score rose from 32 in 2017 to 34 in 2018, indicating a worsening situation and a level of hunger that is deemed as "serious". The 2017 Multiple Indicator Cluster Survey (MICS), carried out by United Nations Children's Fund (UNICEF) and the DPR Korea Central Bureau of Statistics showed improvements in rates of chronic malnutrition at the national level (from 28 percent in 2012 to 19 percent in 2017) alongside marked disparities between rural and urban areas, with five provinces showing above average stunting rates, some as severe as 40 percent.

Political and economic isolation, limited arable land, low productivity, and recurrent natural disasters are the major factors contributing to chronic food insecurity. These are also the main reasons why the reported ration size distributed through the Government's Public Distribution System (PDS) is significantly lower than the reported government-set target of 573 grams per person per day. This challenges food security among the 70 percent of the population that depend on the PDS. Mountains and upland slopes comprise approximately 80 percent of the total land which limits the productive land for agriculture. Insufficient irrigation facilities, limited modern agricultural technologies, and a lack of fertilizers and pesticides lower productivity, ultimately resulting in an increased number of food insecure people.

The Inter-Agency Standing Committee's Index for Risk Management ranks DPR Korea 41st out of 191 countries in terms of disasters risk. Recurrent natural disasters such as drought, heat waves, and flash floods damage the production of crops. In 2018, maize and paddy crops suffered from drought during the planting/early growing stage, then a heat wave during the fertilization period, and finally flash floods at the later growing stage. Overall production levels are expected to drop significantly as a result; this is expected to further damage the food security situation of the country in 2019.

The Government of DPR Korea has endorsed the Sustainable Development Goals (SDGs) and stated its commitment to achieving zero hunger and improving the well-being of its people. The current five-year strategy includes energy and food



as priorities for achieving independent, sustainable growth. WFP supported the Government in its work towards achieving zero hunger under the Transitional Interim Country Strategic Plan in 2018 with three Strategic Outcomes:

1. Children and pregnant and lactating women in DPR Korea have improved nutrition by 2030;
2. Vulnerable people in disaster-prone areas of DPR Korea have access to food all year round; and
3. Crisis affected men, women, boys, and girls in DPR Korea have access to food all year round.



# Programme Performance - Resources for Results

In 2018, WFP received 35 percent of the USD 52.2 million required under its Needs Based Plan. This shortage of funding created challenges to delivering assistance to beneficiaries as planned under the Transitional Interim Country Strategic Plan.

Given this funding shortage, and as per the prioritization strategy agreed with the Government, WFP suspended food assistance to approximately 195,000 children in kindergartens and reduced the ration provided to vulnerable children under five and pregnant and lactating women with fragile food and nutrition security. WFP suspended distribution of biscuits to children in nurseries, hospitals, and boarding schools in eight out of nine provinces. Total production of fortified blended cereals was reduced by 22 percent compared to the planned production for 2018. Furthermore, WFP could not implement Food for Disaster Risk Reduction (FDRR) during spring. No activities were implemented under Strategic Outcome 3 and there were no requests to WFP to support emergency responses in 2018.

More than 70 percent of received funds were earmarked for specific activities. Such contributions enable WFP to provide essential support to beneficiaries, but do not allow for flexible allocation of resources according to needs across the T-ICSP. A larger proportion of unearmarked and flexible funding would have been needed to ensure delivery of all planned assistance. Additional flexible contributions could have supported the components of the cereal fortification process while responding to WFP's planned nutrition beneficiaries.

WFP received a USD 8 million contribution during the third quarter of 2018 as a multi-year fund for 2018 and 2019. This enabled WFP to plan the received contribution in advance for the implementation of the Interim Country Strategic Plan (ICSP) in 2019. However, the contribution did not result in timely procurement and delivery of planned commodities in 2018 as it was only confirmed during the third quarter of the year.

The average commodity lead time in DPR Korea is four to six months. As a result, WFP could not procure soybeans, maize, and sugar within the planned period. As an alternative solution to address the problem of delayed delivery of soybeans and maize, WFP borrowed 300 metric tons of soybeans and 1,000 metric tons of maize from the Government to avoid halting nutrition assistance.

Despite the challenges of underfunding, restrictive funding and supply chain issues, WFP reached 86 percent of beneficiaries planned under its Implementation Plan with the generous support of Canada, France, Liechtenstein, Sweden, Switzerland, the Russian Federation, and the United Nations Central Emergency Response Fund (CERF).



# Programme Performance

## Strategic Outcome 01

Children and pregnant and lactating women in DPRK have improved nutrition by 2030

Under Strategic Outcome 1, WFP supported the Government in preventing malnutrition and improving the nutrition situation of the most vulnerable people of the country. WFP provided nutrition support to 648,000 children under five, patients at paediatric wards in hospitals, and pregnant and lactating women (PLW). More than 80 percent of children under five in 60 WFP-assisted counties were supported under the nutrition programme. They were provided nutritious fortified cereals such as Corn Soya Milk (CSM) and Cereal Milk Blend (CMB), and fortified biscuits. Children received CSM, CMB, and biscuits in children's institutions and hospitals, while PLWs received CSM or CMB.

Food commodities distributed in the child institutions were consumed as snacks in between main meals. This helped to maintain the nutrition and micronutrient needs of the children to contribute to the prevention of malnutrition. The child institutions and the hospitals usually prepared bread, pancakes and porridge depending on the children's preferences. The food distributed to the PLWs complimented their regular diets to meet their daily nutrient requirement for healthy growth and development. Hygiene and nutrition-related messages were printed on PLW beneficiary cards and WFP logbooks distributed to the beneficiary institutions as part of communicating the nutrition and hygiene related messages to the beneficiaries.

WFP partnered with the National Coordinating Committee to implement the nutrition assistance programme in DPR Korea. The partnership facilitated WFP's access to 60 WFP-supported counties in nine of the country's 11 provinces. Fortified blended foods and fortified biscuits were produced in eleven factories in eight provinces and cities in partnership with the Government. Besides the well-functioning coordination with the Government, WFP also co-chaired the Food Security Working Group and Nutrition Working Group. WFP coordinated closely with other United Nations agencies and international non-governmental organizations working in the country for the smooth implementation of WFP's operation.

All targeted PLW's, nurseries, and boarding schools were provided nutrition assistance throughout the year as per the plan. However, WFP reached only 94 percent of the total targeted health centres. The total production of fortified blended food was limited to 78.6 percent due to limited funding which resulted in exclusion of kindergarten children from the nutrition assistance program throughout 2018.

All of the 250 PLW beneficiaries interviewed during the second half of 2018 informed that they were physically present at the Public Distribution Centres to

receive their entitled food from WFP. These 250 PLWs were selected using the random number sampling approach and were interviewed as a part of the regular monitoring conducted by WFP with the Government. WFP reached more than 81 percent of the eligible under five population of the counties where WFP operates. WFP did not conduct a coverage survey for the nutrition assistance programme. However, WFP collected under five population from all sixty counties through its regular monitoring which was later used to measure WFP's coverage comparing it to WFP's actual beneficiaries under five.

Local Food Production (LFP) remained an important part of WFP's operation in DPR Korea, supporting the Government in achieving long term food and nutrition security through food fortification. To address the challenges related to food processing, WFP carried out a range of capacity development activities and efficiency improvements. In particular, WFP made a significant effort to improve local food production practices by conducting a refresher training on WFP standards for producing safe and quality food, good manufacturing practices, and warehouse and stock management for 520 participants at 11 factories. WFP mitigated risks by providing spare parts for production lines and tools for proper handling and storage in warehouses, with available funding.

## Strategic Outcome 02

Vulnerable people in disaster-prone areas have access to food all year round

Under Strategic Outcome 2, WFP worked to provide food security assistance to the most vulnerable people from the disaster-prone areas of DPR Korea, implementing asset creation activities under Food for Disaster Risk Reduction (FDRR) in nine counties of five provinces. WFP created assets such as irrigation canals, river embankments, tree plantations, and agroforestry.

WFP implemented these activities to address the acute food security needs of the communities through in-kind food distribution and to strengthen the livelihood and resilience of the communities with creation of sustainable and productive assets at the community level. WFP allocated 1,763 metric tons of maize for the distribution to more than 90,000 beneficiaries. The wage rate was fixed at two kilograms of maize per person per day worked. In January and March 2018, WFP distributed food to more than 46,000 beneficiaries (51 percent women) involved in asset creation activities for autumn FDRR in 2017. The food distribution was delayed due to pending physical verification of FDRR activities resulting from harsh weather during the winter season.

Historically, food and energy shortages forced people to cut down trees for fuel, especially during harsh winters. Upland slopes were previously used to cultivate crops to increase crop production. Excessive deforestation led to severe soil





erosion, leaving the country prone to natural hazards such as landslides and flash floods that have devastating effect on people's lives and livelihood. Therefore, the FDRR activities such as tree plantations and river embankments have contributed to afforestation and protecting settlements from possible floods and soil erosion. These activities also protect farmland and community infrastructure and increase productivity of arable land, making communities more resilient and protecting their livelihoods and food security in long run.

All FDRR participants were provided with trainings on project implementation conducted by the Government at the local level. They were made aware about their work norms, entitlements, supporting organization, safety measures and other construction-related activities of the project. WFP did pre-assessment of all nine projects to see the feasibility for the implementation of proposed projects by the Government. WFP completed mid-term assessment of the FDRR activities to monitor the status of the ongoing projects. The monitoring teams did not report any issues related to the implementation of FDRR activities. However, they provided necessary support such as onsite guidance for construction, guiding county officials in ensuring safety measures were applied, and making beneficiaries aware of their entitlements during the course of their monitoring visits.

The work for all of the projects was completed, with food to be distributed upon the satisfactory report from WFP's final assessment. The final assessment was scheduled for completion in the first quarter of 2019, due to lack of access to some of the project sites during winter. The FDRR teams also provided technical support to the County Food Management Committee (CFMC) during all stages of implementation.

WFP implemented the FDRR activities in close coordination with the Government in line with its work to reduce the impact of natural disasters. With technical support from WFP, the Government prioritized the counties for FDRR implementation based on the level of vulnerability in respect to natural disasters such as flood, drought, landslide, and dry spell. The Government provided all necessary non-food items for the implementation of the FDRR activities. A total of 60,000 construction materials were provided by the Government including shovels, pick axes, stretchers, boots, safety hats, gloves, and tents. Furthermore, the Government also provided transportation to move these tools to and from the construction sites on a regular basis.

Besides the implementation of regular asset related activities under FDRR, WFP introduced one agroforestry project in Yonggwang county in south Hamgyong province. Terraces were constructed in a mountain slope where different varieties of trees were planted along with sweet potatoes, beans, and fruit

saplings. This project was implemented to protect the slopes and utilize the land for food and fruit production. Besides protecting the slope land, this project is further expected to produce diverse varieties of food including fruits.

WFP reviewed FDRR implementation guidelines in 2018. Revised guidelines provided an opportunity for WFP to better track the progress and outcomes of the implemented asset creation activities. They include a comprehensive Monitoring and Evaluation (M&E;) section, expected to be useful in collecting output and outcome data while implementing future FDRR activities. For example, a household interview checklist was used for collecting Food Consumption Score (FCS) in 2018. WFP conducted meetings with relevant United Nations agencies, the National Coordinating Committee, and the Ministry of Land and Environment Protection to strengthen partnerships, explore areas of support to the Government, and seek innovative approaches for implementing scaled up Food assistance For Asset (FFA) activities from 2019.

WFP collected baseline data on the FCS among a sample of the FDRR participants prior to food distribution. However, of the 250 planned FDRR beneficiary interviews, WFP was only provided access to conduct 24 beneficiary interviews. This sample did not allow WFP to produce the adequate conclusions to report on Outcome data. FCS data collection is planned during post-distribution monitoring in 2019. 100 percent of the set targets were achieved, all activities under FDRR were implemented as planned.

### Strategic Outcome 03

Crisis affected men, women, boys and girls in DPRK have access to food all year round

DPR Korea was affected by drought, heat waves and flood in 2018. As a result of these disasters, the overall production of crops was expected to decrease by more than nine percent. However, WFP was not requested to provide assistance in these instances, and therefore did not implement emergency activities under the Transitional Interim Country Strategic Plan in 2018.



# Cross-cutting Results

## Progress towards gender equality

Improved gender equality and women's empowerment among WFP-assisted population

DPR Korea has a relatively strong legislative framework for the protection of gender equality, particularly in terms of labour force participation, education and health. Nevertheless, significant gaps remain, with only 28 percent of girls enrolled in tertiary education, a clustering of women in traditionally gendered occupations, a high rate of maternal mortality (65.9/100,000 live births) and high levels of malnutrition among pregnant women (28 percent) and girls. This reflects issues of inequality and exclusion in the delivery of health and education services which leave women and girls more vulnerable to the effects of the ongoing underfunded humanitarian situation.

Due to limited availability of official data, there is no gender inequality index for DPR Korea. The limited availability of sex and age disaggregated data in DPR Korea creates obstacles to the integration of gender transformative measures into all aspects of WFP's programming. Nonetheless, WFP worked to integrate gender into activity development and programme planning. For example, efforts were made to ensure that the proportion of women beneficiaries was higher than men. Similarly, households headed by women were prioritised during beneficiary targeting processes for Food for Disaster Risk Reduction (FDRR) activities. Nutritional support for children and pregnant and lactating women was prioritised to prevent undernutrition and reduce micronutrient deficiencies. Fortified food was produced locally in WFP-supported factories and was provided to these vulnerable groups.

During monitoring visits, WFP asked questions about the participation of women in decision-making on how food rations were used. In each county where FDRR projects were carried out, a project management committee was formed consisting of at least 50 percent women. These leadership positions were vital in establishing project management committees to make decisions on project planning and implementation, including beneficiary selection. In 2018, monitoring data on WFP's FDRR projects revealed that 56 percent of leadership positions of project management committees at village and county level were occupied by women, which supported women's ownership and empowerment in decision-making in the activities. However, the percentage of women in leadership positions slightly decreased as compared to 2017 due to there being fewer women in County Food for Disaster Risk Reduction Management Committees (CFMC), local government entities implementing WFP's FDRR activities, and fewer women appointed by CFMC as team leaders for the project sites. On FDRR project sites, women participants received priority in receiving non-food items such as boots and gloves.

All training supported by WFP ensured the participation of women. In all WFP-supported factories, women workers were provided with training on good manufacturing practices. During these trainings, women were encouraged to actively engage in discussions and practical sessions. 64 percent of participants across the different trainings as part of the Local Food Production (LFP) activities were women.

WFP put in place plans to undertake a gender analysis in 2019 to help further tailor WFP assistance to the different needs and capacities of women, men, girls and boys.

## Protection

Affected populations are able to benefit from WFP programmes in a manner that ensures and promotes their safety, dignity and integrity

All 398 randomly selected beneficiary households visited in 2018 reported having received WFP's assistance without any protection risks. No incidents related to protection were reported during the field monitoring visits conducted in 2018 for both nutrition assistance program and the Food for Disaster Risk Reduction (FDRR) activities.

100 percent of the inpatients in the pediatric wards and the children in the boarding schools were supported as part of protecting the most vulnerable group of population among WFP's beneficiaries. Similarly, 95 percent of the children in the nurseries and 50 percent of the PLWs against the Global Implementation Plan (GIP) were supported with fortified cereals throughout the year. No incidents related to safety and security when traveling to and from the Public Distribution Centers (PDC) were reported during the PLW household interviews conducted during the field monitoring visits.

With support from the Government, the participants involved in the construction FDRR activities were provided with gloves, helmets, and rubber boots to protect them from the potential hazardous incidents during the construction work. No accidents were reported in 2018. Tents were also provided to make sure that the workers have a proper resting space if necessary during the course of construction activities. As per the mid-term assessment report for FDRR in autumn 2018, women comprised 60 percent of the total participants. The productive assets such as irrigation canals and agroforestry projects created with women's participation and the food distribution by WFP is expected to enhance the food security and livelihood of the participants as well as their families and the communities.



### Accountability to affected populations

Affected populations are able to hold WFP and partners accountable for meeting their hunger needs in a manner that reflects their views and preferences

WFP utilised multiple methods to communicate with beneficiaries. Information on WFP assistance and entitlements was regularly communicated during field visits. Monitoring tools used for household visits incorporated questions on quality and quantity of food, and protection and awareness-related questions. These were used to monitor assistance, inform beneficiaries, and collect feedback. Feedback and concerns raised during field visits were clarified at both household and institutional level by the field monitoring teams.

County officials, who are primarily responsible for the local level management of WFP's assistance, were informed of any change relating to WFP activities. They are subsequently responsible for disseminating the information further to the beneficiaries across WFP activities. Regular meeting with county officials were held to collect feedback and understand supply chain and distribution concerns and operational issues faced by beneficiaries. This information was then further communicated to WFP to inform programmes and make necessary improvements to its support to beneficiaries. The majority of feedback received was related to requests for additional support, such as resumption of support for kindergartens or provision of additional supplies. However, due to funding constraints, it was not possible to address these in a comprehensive manner. WFP was able to communicate these limitations to beneficiaries through county level government officials.

In addition, feedback received from Focus Group Discussions (FGDs) and County FDRR Management Committees was shared with WFP to support programme design and implementation, and take required action. Community members and beneficiaries were informed about the details of the activities, including type of work, entitlements, and duration of assistance. Feedback was also collected from the beneficiaries and the County FDRR Management Committees.

### Environment

Targeted communities benefit from WFP programmes in a manner that does not harm the environment

In DPR Korea, climate change has produced a visible impact on food and nutritional security, increasing risks for local populations through the degradation of natural resources. DPR Korea suffered from floods in 2016 and 2018, and droughts in 2017 and 2018, damaging production of staple crops. In 2018, DPR Korea was affected by drought, heat waves, and floods, with a significant impact on the overall production of paddy and maize, the main

staples contributing to Public Distribution System (PDS) and the food security of the country. During WFP monitoring visits, some communities reported a loss of up to 50 percent of these crops.

Due to the increased frequency of extreme weather conditions, there was a need for disaster risk reduction activities as part of adaptation strategies. Different types of Food for Disaster Risk Reduction (FDRR) activities such as river embankments, tree plantations, agroforestry, and riverbed excavations were implemented with the motive of protecting the environment while building community resilience and enhancing food security.

Deforestation is another significant environmental issue in DPR Korea, especially during winter time when people rely on firewood excessively as fuel to cook food and to heat their houses. Tree plantation activities were implemented in two counties aimed at protecting forests in the long run. Similarly, river embankment and riverbed excavation activities were implemented in order to minimize the impact of flash floods and to safeguard livelihoods and community assets. All projects under FDRR were planned to contribute to environmental protection.

FDRR activities were not systematically screened against environmental risks. Community based participatory planning exercises to devise community-based plan which would work as a basis for assessing environmental risk are not applied in the context of DPR Korea. However, environmental risks and mitigation measures were identified during the selection and implementation of FDRR activities considering local contexts. For example, while implementing river embankment projects, possible soil erosion and landslides were identified. In order to prevent those risks, small drainage channels were planned and constructed across the foothills to reduce the impact of rain causing landslides and soil erosion. Written commitments were ensured from the counties before the physical implementation of the projects.



# Story Worth Telling

Pak Myong Suk lives in Hwangryongri in Pongchon County in South Hwanghae province, in the deep south of DPR Korea, a drought-prone area which suffered severe dry spells in 2017 and again in May-June 2018. She shares a small house with her husband, her two sons, who are 14 and 16, and her father- and mother-in-law. When drought strikes, it can devastate the rice paddy, meaning a long and hard lean season for her and her family, which typically kicks off in May and can last as late as September.

She was one of the more than 3,300 people involved in a WFP-led Food for Disaster Risk Reduction (FDRR) project in Hwangryongri, which mitigates the effects of natural disasters, while enhancing the local community's capacity to improve food security and protect livelihoods. Pak worked as part of the community project for 40 days last Autumn. For every day worked on the project, participants receive a food ration, which in Pak's case included 800 g of pulses, 600 g of maize and 150 g of cooking oil.

"I've been making bean curd, maize noodles and pancakes with the food parcels we received for working on the dam," she said when we met her in Hwangryongri on a cold winter morning. "It feels great to be able to feed my family more varied meals" she said with a smile, illustrating the nutritional benefits of a more diversified food basket.

Together with others from her community, she helped construct a 120 m dam across the nearby stream to redirect water to the community's 250 ha paddy fields. This means that when the next drought strikes, they will have a constant flow of water, and their paddy crop will be protected, ensuring a regular production of rice, with which people like Pak can feed their families.

"I'm grateful for WFP's assistance as I got more food to feed my family, and took part in work which benefits my community," Pak said.

Large number of local families are located in areas where hunger bites the hardest and where the recurrent disasters that affect DPRK are the most frequent and severe. Project participants are chosen from these areas and Pak comes from one such local family, affected by the climate vagaries. The most recent nutrition assessments show that the region in which Pak lives faces above-average wasting rates, highlighting the urgent need for food and nutrition support in the area.

The projects run twice a year – once in the spring, to improve food availability ahead of the lean season which runs from May to September, and again in the autumn, when the impacts and damage inflicted by the dry season (May-June), and subsequent rainy season (July-August), need to be addressed to ensure the cropping season goes unaffected.

Other FDRR projects around the country address both the risk of drought, and the impact of heavy flooding. Activities include improving irrigation infrastructure, maintaining and rehabilitating community-based assets and infrastructure such as dams, embankments water reserves, canals, etc. planting of trees and creating new farming lands. In 2018, overall 23,370 people were assisted as part of the FDRR programme.



# Figures and Indicators

## Data Notes

### Summary

Cover page photo ©WFP/Rein Skullerud  
Schoolgirls eating

## Beneficiaries by Age Group

Beneficiary Category	Gender	Planned	Actual	% Actual vs. Planned
Total Beneficiaries	male	326,332	282,862	86.7%
	female	475,467	412,130	86.7%
	total	801,799	694,992	86.7%
<b>By Age Group</b>				
Adults (18 years plus)	male	43,297	37,530	86.7%
	female	180,405	156,373	86.7%
	total	223,702	193,903	86.7%
Children (5-18 years)	male	111,450	96,604	86.7%
	female	116,261	100,774	86.7%
	total	227,711	197,378	86.7%
Children (under 5 years)	male	171,585	148,728	86.7%
	female	178,801	154,983	86.7%
	total	350,386	303,711	86.7%

## Beneficiaries by Residence Status

Residence Status	Planned	Actual	% Actual vs. Planned
Resident	801,800	694,992	86.7%

## Annual Food Distribution (mt)



Commodities	Planned Distribution (mt)	Actual Distribution (mt)	% Actual vs. Planned
<b>Strategic Result 1: Everyone has access to food</b>			
Strategic Outcome: Vulnerable people in disaster-prone areas have access to food all year round			
Maize	13,500	210	1.6%
Vegetable Oil	2,025	0	-
Beans	4,725	290	6.1%
Strategic Outcome: Crisis affected men, women, boys and girls in DPRK have access to food all year round			
Maize	360	0	-
Wheat	21	0	-
Sugar	3	0	-
Vegetable Oil	25	0	-
Beans	54	0	-
<b>Strategic Result 2: No one suffers from malnutrition</b>			
Strategic Outcome: Children and pregnant and lactating women in DPRK have improved nutrition by 2030			
Maize	6,311	3,624	57.4%
Wheat	20,241	6,343	31.3%
Wheat Flour	0	589	-
Plain Dried Skimmed Milk	2,074	926	44.7%
Sugar	3,773	1,257	33.3%
Vegetable Oil	1,899	582	30.7%
Beans	6,580	1,158	17.6%

# Output Indicators

Detailed Indicator	Unit	Target Value	Actual Value	% Achieved
<b>Strategic Result 2: No one suffers from malnutrition</b>				
Strategic Outcome 01: Children and pregnant and lactating women in DPRK have improved nutrition by 2030				
Output A: Children and pregnant and lactating women (Tier 1) receive quality, nutrient-dense foods in order to improve their nutritional status.				
Act 1 Nutrition assistance to children and pregnant and lactating women, and capacity strengthening of local food production				
Number of boarding schools assisted by WFP	school	8.0	8.0	100.0
Number of existing nurseries supported	nursery	6857.0	6857.0	100.0
Number of health centres/sites assisted	health center	87.0	82.0	94.3
Output C: Children and pregnant and lactating women (Tier 1) benefit from improved capacity of the local food production factories to produce safe and quality food.				
Act 1 Nutrition assistance to children and pregnant and lactating women, and capacity strengthening of local food production				
Mt of fortified blended food produced at WFP supported factories	Mt	15762.0	12388.0	78.6
Number of partners supported	partner	1.0	1.0	100.0
Number of government/national partner staff receiving technical assistance and training	individual	520.0	520.0	100.0
<b>Strategic Result 1: Everyone has access to food</b>				
Strategic Outcome 02: Vulnerable people in disaster-prone areas have access to food all year round				
Output D: Communities (Tier 2) benefit from the assets built/restored in order to improve their resilience.				
Act 2 Food assistance for disaster risk reduction.				
Hectares (ha) of agricultural land benefiting from rehabilitated irrigation schemes (including irrigation canal repair, specific protection measures, embankments, etc)	Ha	1363.5	1363.5	100.0
Hectares (ha) of community woodlots	Ha	469.0	469.0	100.0
Kilometres (km) of irrigation canals rehabilitated	Km	2.5	2.5	100.0
Linear meters (m) of soil/stones bunds or small dikes created	meter	3920.0	3920.0	100.0
Volume (m3) of soil excavated from rehabilitated waterways and drainage lines (not including irrigation canals)	m3	18690.0	18690.0	100.0

# Outcome Indicators

Target / Location	Modalities	Activities	Gender	Base Value	Latest Follow Up	Year End Target	CSP End Target	Date/Source/Means of Collection
Strategic Result 2 - No one suffers from malnutrition								
Strategic Outcome 01: Children and pregnant and lactating women in DPRK have improved nutrition by 2030								
Outcome Indicator: Proportion of eligible population that participates in programme (coverage)								
children under 5	NPA: 1 Nutrition assistance to children and pregnant and lactating women, and capacity strengthening of local food production	Food	male	0	0	>0	>0	Base Value: 2017.12, Secondary data, Desk-based Latest Follow-up: 2018.12, Secondary data, Desk-based Year end Target: 2018.12 CSP end Target: 2018.12
			female	71.15	81.70	>70.00	>70.00	
			overall	71.15	81.70	>70.00	>70.00	
Outcome Indicator: Proportion of target population that participates in an adequate number of distributions (adherence)								
PLW	NPA: 1 Nutrition assistance to children and pregnant and lactating women, and capacity strengthening of local food production	Food	male	0	0	>0	>0	Base Value: 2017.12, Secondary data, CP Report Latest Follow-up: 2018.12, WFP programme monitoring, WFP Monitoring Year end Target: 2018.12 CSP end Target: 2018.12
			female	100.00	100.00	>66.00	>66.00	
			overall	100.00	100.00	>66.00	>66.00	
Strategic Result 1 - Everyone has access to food								
Strategic Outcome 02: Vulnerable people in disaster-prone areas have access to food all year round								
Outcome Indicator: Food Consumption Score / Percentage of households with Acceptable Food Consumption Score								
Vulnerable households in disaster-prone areas	ACL: 2 Food assistance for disaster risk reduction.	Food	male	-	-	≥60.00	≥60.00	-
			female	-	-	≥60.00	≥60.00	
			overall	-	-	≥60.00	≥60.00	



Target / Location	Modalities	Activities	Gender	Base Value	Latest Follow Up	Year End Target	CSP End Target	Date/Source/Means of Collection
Outcome Indicator: Food Consumption Score / Percentage of households with Borderline Food Consumption Score								
Vulnerable households in disaster-prone areas	ACL: 2 Food assistance for disaster risk reduction.	Food	male	-	-	<27.00	<27.00	-
			female	-	-	<27.00	<27.00	
			overall	-	-	<27.00	<27.00	
Outcome Indicator: Food Consumption Score / Percentage of households with Poor Food Consumption Score								
Vulnerable households in disaster-prone areas	ACL: 2 Food assistance for disaster risk reduction.	Food	male	-	-	<13.00	<13.00	-
			female	-	-	<13.00	<13.00	
			overall	-	-	<13.00	<13.00	

## Cross-cutting Indicators

Target / Location	Modalities	Activities	Gender	Base Value	Latest Follow Up	Year End Target	CSP End Target	Date/Source/Mean of Collection
<b>Progress towards gender equality</b>								
Improved gender equality and women's empowerment among WFP-assisted population								
Cross-cutting Indicator: Proportion of food assistance decision-making entity – committees, boards, teams, etc. – members who are women								
Vulnerable households in disaster-prone areas	Food	ACL: 2 Food assistance for disaster risk reduction.	male	-	-	-	-	Base Value: 2017.12 Latest Follow-up: 2018.12 Year end Target: 2018.12 CSP end Target: 2018.12
			female	-	-	-	-	
			overall	66.27	56.39	≥50.00	≥50.00	
<b>Protection</b>								
Affected populations are able to benefit from WFP programmes in a manner that ensures and promotes their safety, dignity and integrity								
Cross-cutting Indicator: Proportion of targeted people accessing assistance without protection challenges								
PLW	Food	NPA: 1 Nutrition assistance to children and pregnant and lactating women, and capacity strengthening of local food production	male	0	0	>0	>0	Base Value: 2018.12 Latest Follow-up: 2018.12 Year end Target: 2018.12 CSP end Target: 2018.12
			female	100.00	100.00	>90.00	>90.00	
			overall	100.00	100.00	>90.00	>90.00	
Vulnerable households in disaster-prone areas	Food	ACL: 2 Food assistance for disaster risk reduction.	male	100.00	100.00	>90.00	>90.00	Base Value: 2017.12 Latest Follow-up: 2018.12 Year end Target: 2018.12 CSP end Target: 2018.12
			female	100.00	100.00	>90.00	>90.00	
			overall	100.00	100.00	>90.00	>90.00	
<b>Accountability to affected populations</b>								
Affected populations are able to hold WFP and partners accountable for meeting their hunger needs in a manner that reflects their views and preferences								
Cross-cutting Indicator: Proportion of assisted people informed about the programme (who is included, what people will receive, length of assistance)								
PLW	Food	NPA: 1 Nutrition assistance to children and pregnant and lactating women, and capacity strengthening of local food production	male	0	-	>0	>0	Base Value: 2018.12 Year end Target: 2018.12 CSP end Target: 2018.12
			female	86.40	-	>90.00	>90.00	
			overall	86.40	-	>90.00	>90.00	
Vulnerable households in disaster-prone areas	Food	ACL: 2 Food assistance for disaster risk reduction.	male	100.00	100.00	>90.00	>90.00	Base Value: 2017.12 Latest Follow-up: 2018.12 Year end Target: 2018.12 CSP end Target: 2018.12
			female	100.00	100.00	>90.00	>90.00	
			overall	100.00	100.00	>90.00	>90.00	

Target / Location	Modalities	Activities	Gender	Base Value	Latest Follow Up	Year End Target	CSP End Target	Date/Source/Means of Collection
Environment								
Targeted communities benefit from WFP programmes in a manner that does not harm the environment								
Cross-cutting Indicator: Proportion of activities for which environmental risks have been screened and, as required, mitigation actions identified								
Vulnerable households in disaster-prone areas	Food	ACL: 2 Food assistance for disaster risk reduction.	male	-	-	-	-	Base Value: 2018.01 Latest Follow-up: 2018.12 Year end Target: 2018.12 CSP end Target: 2018.12
			female	-	-	-	-	
			overall	0	0	=100.00	=100.00	

## **World Food Programme**

### **Contact info**

WFP Pyongyang  
WFP.PyongYang@wfp.org

### **Country director**

Praveen Agrawal

Cover page photo © WFP/Rein Skullerud  
Schoolgirls eating

<https://www1.wfp.org/countries/democratic-peoples-republic-korea>

# Annual Country Report - Donor Version

## DPR Korea Country Portfolio Budget 2018 (2018-2018)

### Cumulative Financial Overview as at 31 December 2018 (Amount in USD)

Strategic Result	Strategic Outcome	Activity	Needs Based Plan	Allocated Contributions	Advance and Allocation	Allocated Resources	Expenditures	Balance of Resources
1	Crisis affected men, women, boys and girls in DPRK have access to food all year round	3 Provide in-kind food assistance to crisis affected people	294,338	0	0	0	0	0
	Vulnerable people in disaster-prone areas have access to food all year round	2 Food assistance for disaster risk reduction.	11,847,470	804,050	0	804,050	624,579	179,472
<b>Subtotal Strategic Result 1. Everyone has access to food (SDG Target 2.1)</b>			<b>12,141,807</b>	<b>804,050</b>	<b>0</b>	<b>804,050</b>	<b>624,579</b>	<b>179,472</b>
2	Children and pregnant and lactating women in DPRK have improved nutrition by 2030	1 Nutrition assistance to children and pregnant and lactating women, and capacity strengthening of local food production	34,213,314	13,567,576	0	13,567,576	10,371,437	3,196,138
		Non Activity Specific	0	-3,150	0	-3,150	0	-3,150
<b>Subtotal Strategic Result 2. No one suffers from malnutrition (SDG Target 2.2)</b>			<b>34,213,314</b>	<b>13,564,426</b>	<b>0</b>	<b>13,564,426</b>	<b>10,371,437</b>	<b>3,192,988</b>
		Non Activity Specific	0	1,374,626	0	1,374,626	0	1,374,626
<b>Subtotal Strategic Result</b>			<b>0</b>	<b>1,374,626</b>	<b>0</b>	<b>1,374,626</b>	<b>0</b>	<b>1,374,626</b>
<b>Total Direct Operational Cost</b>			<b>46,355,121</b>	<b>15,743,102</b>	<b>0</b>	<b>15,743,102</b>	<b>10,996,016</b>	<b>4,747,086</b>
<b>Direct Support Cost (DSC)</b>			<b>2,685,729</b>	<b>2,119,115</b>	<b>0</b>	<b>2,119,115</b>	<b>1,606,355</b>	<b>512,760</b>
<b>Total Direct Costs</b>			<b>49,040,850</b>	<b>17,862,217</b>	<b>0</b>	<b>17,862,217</b>	<b>12,602,371</b>	<b>5,259,846</b>
<b>Indirect Support Cost (ISC)</b>			<b>3,187,655</b>	<b>665,781</b>		<b>665,781</b>	<b>665,781</b>	<b>0</b>
<b>Grand Total</b>			<b>52,228,505</b>	<b>18,527,998</b>	<b>0</b>	<b>18,527,998</b>	<b>13,268,152</b>	<b>5,259,846</b>

## Columns Definition

---

### Needs Based Plan

Latest Approved Version of Needs Based Plan in USD

### Allocated Contributions

Allocated contributions include confirmed contributions with exchange rate variations, multilateral allocations, miscellaneous income, resource transferred, cost recovery and other financial adjustments (e.g. refinancing); excludes: internal advances.

### Advance and allocation:

Internal advanced/allocated resources but not repaid in USD.

This includes different types of internal advance (IPL or MAF) and allocation (IRA).

### Allocated Resources

Sum of Allocated Contributions, Advance and Allocation

### Expenditures

Cumulative monetary value of goods and services received up to the reporting period.

### Balance of Resources

Allocated Resources minus Expenditures

# Annual Country Report - Donor Version

## DPR Korea Country Portfolio Budget 2018 (2018-2018)

Annual Financial Overview for the period 1 January to 31 December 2018 (Amount in USD)

	Needs Based Plan	Implementation Plan*	Expenditures
DPR Korea	52,228,505	29,821,009	13,261,444
<i>*Original Implementation Plan as per the Management Plan 2018</i>			