

SAVING
LIVES
CHANGING
LIVES



Papua New Guinea Annual Country Report 2018

Country Strategic Plan

2018 - 2018

ACR Reading Guidance



World Food
Programme

Table of contents

Summary	3
Context and Operations	5
Programme Performance - Resources for Results	7
Programme Performance	8
Strategic Outcome 01	8
Strategic Outcome 02	8
Cross-cutting Results	10
Cross-cutting Areas	11
Figures and Indicators	12
Data Notes	12
Beneficiaries by Age Group	12
Beneficiaries by Residence Status	12
Annual Food Distribution (mt)	12
Output Indicators	14
Outcome Indicators	15

Summary

A 7.5 magnitude earthquake hit Papua New Guinea's highlands on 26 February 2018, triggering WFP's second emergency response in the country and the activation of a five-month Limited Emergency Operation. The earthquake, which was followed by several strong aftershocks and landslides, caused more than 160 casualties and destroyed or damaged homes, roads, and food gardens in nine Local Level Government areas in Hela, Southern Highlands, and Western Provinces. WFP assessments showed that more than a third of the population in the affected areas was already severely food-insecure before the earthquake. After the earthquake, reports emerged that food stocks were rapidly declining and landslides had destroyed food gardens. Therefore, the National Disaster Centre and humanitarian partners declared food as a priority need of the affected population.

Following the Government of Papua New Guinea's request for international assistance, WFP provided food assistance and supported the humanitarian community with coordination of common services related to logistics and food security. Given funding, logistics and security constraints, WFP prioritized the most affected communities out of the 153,000 persons initially targeted for food assistance. Prioritized communities were selected based on proximity to earthquake epicentre, intensity of shaking received, damage to livelihoods and transport infrastructure, and access to markets. The final selection of prioritized communities was made following a rapid verification of the realities on the ground with regard to the food supply situation.

Almost 34,000 women, men, boys and girls in the most affected areas received one-month rations of rice and high-energy biscuits. Thereby, WFP reached 22 percent of the planned beneficiaries, which was in line with the operation's funding level.

The logistics situation was challenging for all humanitarian actors because the affected villages were remote, and the earthquake and landslides had severely damaged the transport infrastructure. WFP therefore provided timely logistics coordination support to the humanitarian community, organizing the storage, handling and transport of relief items by air, road and sea. In this capacity, WFP received 83 logistics service requests, out of which 80 percent could be fulfilled. WFP also supported the food security working group led by the Food and Agriculture Organization of the United Nations and helped strengthen the coordination especially with non-traditional emergency responders such as private sector oil and mining companies that operate in the earthquake-affected areas.

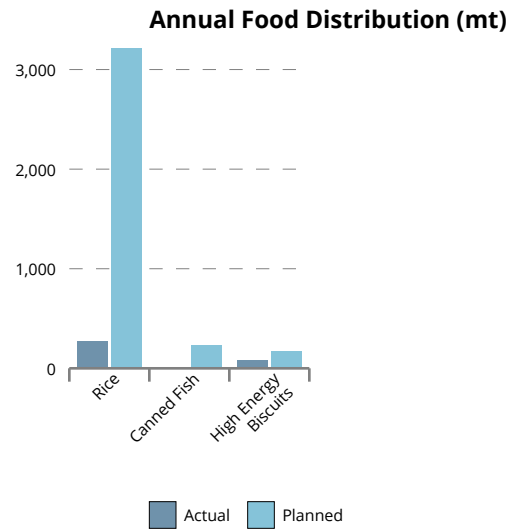
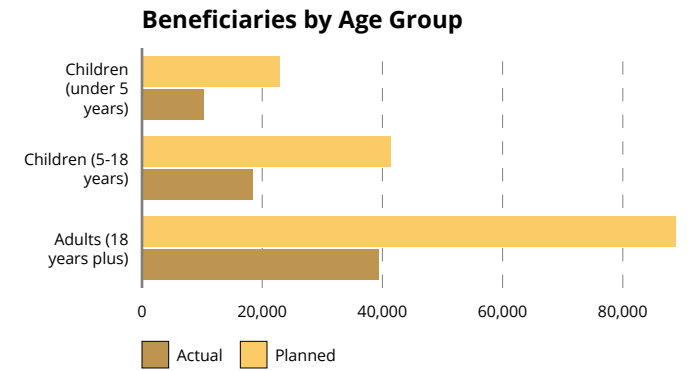
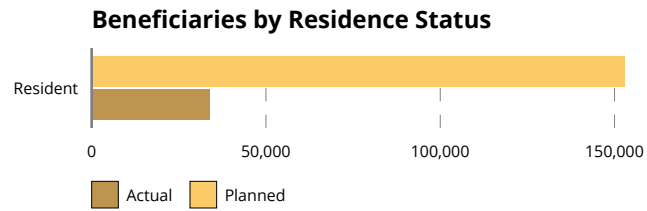
Without having a permanent presence in Papua New Guinea, WFP managed the response out of the Regional Bureau for Asia and the Pacific. The operation reconfirmed WFP's relevance in the country and response capacity in a

challenging environment, as confirmed by the Government and humanitarian partners on the ground. Given that Papua New Guinea ranks among the countries with the highest disaster risk worldwide, government and United Nations partners encouraged a more stable footprint by WFP in the country, supporting efforts for emergency preparedness and assessments. Consequently, WFP included preparedness work in Papua New Guinea in its draft Interim Multi-Country Strategic Plan 2019-2022 that will be presented to the Executive Board for approval in June 2019.

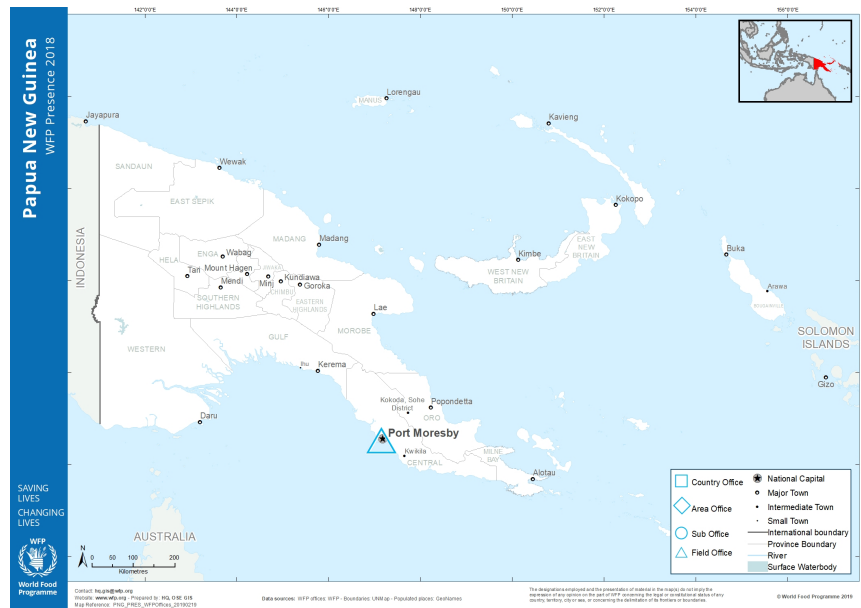


67,826
total beneficiaries
in 2018

48% female 52% male



Context and Operations



With a population of 8.4 million people living on approximately 600 islands comprising 463,000 km² of land, Papua New Guinea is one of the least densely populated countries in the world. Only 13 percent of the population live in urban areas, which is the second-lowest share worldwide [1].

Situated on the Ring of Fire, the country is at risk of frequent earthquakes, tsunamis and volcanic eruptions. In 2018 alone, the country was shaken by six earthquakes of a magnitude ranging from 6.5 and 7.5. In addition to seismic risks, Papua New Guinea is at great risk of climate-related hazards, including tropical cyclones, storm surges, floods, droughts and sea level rise. Climate-related disasters are expected to increase in number and scale, especially in relation to *El Niño* and *La Niña* cycles. As a result, Papua New Guinea is rated among the countries with the highest disaster risk worldwide. Natural hazards have led to large-scale economic losses and have harmed lives and livelihoods, coastal settlements and ecosystems. They tend to hit the most vulnerable population groups disproportionately. Moreover, their impact on disadvantaged population groups is often catastrophic and long-lasting, especially given that Papua New Guinea has one of the highest levels of income inequality in Asia and the Pacific [2]. Vegetable gardens and fishing are the main sources of income for the vast majority of the population, and when natural hazards damage crops and fish, they increase food and nutrition insecurity. They can also increase severe food insecurity, as measured on the Food Insecurity Experience Scale (FIES), and typically, they affect more than 40 percent of the population.

Per capita energy consumption of the poor in Papua New Guinea is as low as an average of 1,550 kcal per day [3]. According to the latest available nationwide assessment data from 2010, half of all children aged 24-59 months are stunted, and 14 percent are acutely malnourished (wasted). An analysis from 2016 of the consumption of food groups and components by Papua New Guinea's adult population highlighted great deficiencies in the consumption of food, especially milk, nuts and seeds, meat and vegetables, when compared to global averages.

In September 2018, the Government of Papua New Guinea published the Medium-Term Development Plan III 2018-2022, which focuses on eight result areas. In the area of Sustainable Social Development, the Government sets goals for nutrition, health, education and disaster-preparedness, among others. One goal involves managing and reducing risks to natural disasters as well as increasing the resilience of communities, and it aims to increase the percentage of provinces with capacity and resources to deal with natural disasters from 10 to 60 percent by 2022. The National Food Security Policy 2016-2025 sets ambitious nutrition targets such as reducing the country's share of stunting, anaemia, low birth weight and overweight [4]. In line with national development priorities, the United Nations Development Assistance Framework for 2018-2022

for Papua New Guinea promotes sustainable management of natural resources, biodiversity conservation and strengthened resilience to climate change impacts and disasters.

WFP does not have a permanent presence in Papua New Guinea, and activities in the country are managed out of the WFP Regional Bureau for Asia and the Pacific in Bangkok. Following a first emergency response in the country to the *El Niño*-related drought in 2016, WFP set up regular rounds of mobile vulnerability analysis and mapping to monitor and prepare for future *El Niño*-related shocks. When the 7.5 magnitude earthquake hit Papua New Guinea's highlands region on 25 February 2018, WFP was asked to distribute food and provide coordination support for the logistics and food security sectors. The earthquake, followed by strong aftershocks and landslides, caused more than 160 casualties, exacerbated food insecurity, and damaged livelihoods of more than 150,000 people in the Southern Highlands, Hela, Enga and Western Provinces. At least 18,000 people were displaced to informal care centres or other evacuation facilities, often without adequate food, water and sanitation. A number of airfields and bridges were damaged, and major feeder roads were blocked for months. The Government of Papua New Guinea declared a state of emergency on 1 March for the four most affected provinces. WFP's timely assessments helped to inform the humanitarian needs and logistics capacity, and WFP's emergency response team worked closely with the national Emergency Controller, National Disaster Centre, United Nations and other partners to maximize synergies and streamline the response.

[1] The Commonwealth. Papua New Guinea. Key Facts. [2] Overseas Development Institute (ODI) (2013): Papua New Guinea Business and development. Exchange summary. [3] International Food Policy Research Institute (IFPRI) (2018): PNG Research Note 1, PNG Household Survey on Food Systems, Initial Findings. [4] Department of Agriculture and Livestock (2015): Papua New Guinea National Food Security Policy 2016-2025.



Programme Performance - Resources for Results

Without a permanent WFP presence and country strategic plan in place, WFP's earthquake response in Papua New Guinea marked WFP's first Limited Emergency Operation. WFP's initial food response plan targeted 153,000 people in nine local government units in five provinces with a budget of USD 21.6 million. This plan was based on the results of WFP's 72-hour assessment, which modelled the potential impact of the earthquake on the population's food security in the immediate aftermath of the earthquake. In view of the modest funding outlook for this operation, WFP planned a food-based response in two phases: the first phase targeting an estimated 38,000 people in most acute need of food, and the second phase covering the larger group of people in need, which was subject to a funding assurance of at least 80 percent of the needs-based plan. As the operation received only a fifth of the funds required, WFP had to prioritize assistance to those 38,000 most in need, without implementing phase two.

WFP benefitted from an internal advance from the Immediate Response Account and a directed contribution from the United Nations Central Emergency Response Fund. This allowed WFP to kick-start the response, which was later supported as well by directed cash contributions from Canada and New Zealand. In addition, WFP received non-monetary contributions from the United Arab Emirates in the form of a free international airlift of WFP's commodities, and from RedR, who provided the food security working group co-coordinator under the stand-by agreement for Augmented Logistics Intervention Team for Emergencies (ALITE).

The extreme remoteness and volatile security situation in parts of the affected area caused major challenges to the emergency response. Most of the 29 distribution sites were accessible only by helicopter, and chartered airtime to reach these locations raised expenses, leading to high overall logistics costs. Moreover, funding uncertainty at the beginning of the operation meant that food was procured in two steps, which also affected the costs and timeliness of the distributions. As coordinator of the joint logistics working group and co-coordinator of the food security working group, WFP aimed at optimizing the use of air assets and using synergies wherever possible to increase the effectiveness and efficiency of the response.



Programme Performance

Strategic Outcome 01

Communities and individuals affected by the earthquake in Papua New Guinea have access to adequate food throughout the crisis

Between April and June, WFP assisted 33,900 food-insecure men, women, boys and girls affected by the 26 February earthquake, aftershocks and landslides through general food distribution in nine Local-Level-Government (LLG) areas. This represented 22 percent of the initially targeted beneficiaries and 89 percent of those prioritized as being most in need of food. Geographic targeting was informed by WFP's 72-hour assessment in the immediate aftermath of the earthquake, the mobile vulnerability analysis and mapping (mVAM) conducted between March and April, consultations with humanitarian actors on the ground including provincial disaster committees, village counsellors, and clerics. The initial target of 153,000 beneficiaries was extrapolated from census data collected in 2011 and proved to be too high. Once WFP engaged further with partners in the affected areas, it was revealed that food security varied considerably across communities, depending on proximity to the earthquake's epicentre, the effect of landslides on livelihoods, and access to markets. Therefore, a more granular geographic targeting at village level was required. This confirmed the prioritization of approximately 38,000 beneficiaries. Food was selected as the most appropriate transfer modality, given the limited cash infrastructure and communities' constraints to access markets in the affected areas. When determining the food basket and rations, WFP paid attention to the specific nutrition requirements of pregnant and lactating women.

On this basis, WFP distributed one-month rations of rice and high-energy biscuits (HEBs) to beneficiary households which were adjusted to the family size. While WFP initially planned to include tinned fish in its food basket, funding uncertainty and extended procurement timeframes made this impossible. However, WFP organized the distributions in a way that rice and HEBs reached beneficiaries at the same time as tinned fish from the Government, which increased the nutritional value of the response.

The implementation was challenged by the lack of potential cooperating partners, major bottlenecks affecting the supply chain, including inaccessibility of roads, limited availability of air assets, lengthy procurement processes, as well as security constraints. A series of security incidents in Hela Province, including one targeting a humanitarian convoy, made distributions in the LLGs of Komo and Tari impossible. While WFP's logistics coordination started timely, the food response suffered several weeks of delay for a variety of reasons: The request for food-based international assistance arrived late, as emergency needs assessments were ongoing. In addition, given the limited funding and high share of transport costs of the food response, WFP had to find suitable and affordable supply chain solutions. Last but not least, without having a formal presence in

Papua New Guinea, WFP had to deploy staff internationally, organize temporary office and storage facilities and establish working relationships with partners.

In spite of these significant challenges, WFP's food assistance was vital to alleviate the high, sometimes extreme food shortages faced in the earthquake-affected areas. While the national government and, to a smaller extent, local faith-based organizations and private sector companies operating in the area distributed some food during the first weeks after the quake, the quantity and quality was not sufficient, nor did the relief items systematically reach the most vulnerable populations in remote locations. According to WFP's mVAM survey, 80 percent of respondents had not received any type of assistance by the time when WFP started distributions mid-April. Building on its role as co-coordinator of the food security working group, WFP closely coordinated its food response with other national and international humanitarian actors to focus on population groups most in need and identify potential synergies.

Given the short duration of the relief operation, its effects on the assisted population's food and security situation could not be systematically determined, as planned post-distribution monitoring could not be conducted. A worsening security situation in some of the areas as well as the limited availability and prohibitive cost of chartered helicopters, which were required for the last-mile transport of relief items and staff to the distribution sites, made post-distribution monitoring impossible in most places. However, in an mVAM earthquake recovery assessment from October 2018, 80 percent of survey respondents stated that they had received food assistance, which made food and water the most common type of assistance. Nearly all survey respondents noted that the assistance arrived when they needed it most and that the food was sufficient to meet their needs in their communities.

Based on feedback received during various debriefing meetings and lessons learned workshops, WFP's coordinated food response was highly appreciated by the Government of Papua New Guinea, humanitarian partners and the international donor community present in the country. It helped further strengthen WFP's reputation as a trusted partner who can deliver effectively where most other actors struggle due to the inaccessibility of the terrain.

Building on the success of WFP's earthquake response and the value of WFP's data, the United Nations Resident Coordinator and Disaster Management Team requested a more permanent presence of WFP in Papua New Guinea to support disaster preparedness, also in anticipation of a potential slow-onset emergency caused by *El Niño* in 2019.



Strategic Outcome 02

Humanitarian and development partners in Papua New Guinea have access to reliable common services including expertise, services and coordination in the areas of supply chain and food security throughout the crisis

WFP started supporting the Government of Papua New Guinea as logistics working group coordinator in the immediate aftermath of the earthquake, as soon as the Government accepted the United Nations (UN)'s offer of international assistance. WFP's logistics coordination was timely and improved accessibility of humanitarian actors to large areas of the earthquake-affected zone. Effective coordination was essential, especially as relief efforts involved non-traditional emergency responders such as private sector oil and mining companies. The logistics working group coordination team was embedded in the office of the national Emergency Controller, signalling its importance also for the national response plan. Having a direct line of communication with the Emergency Controller and the Papua New Guinea Defence Force helped facilitate decision-making, complement the Government's response and use synergies through shared transport and cargo consolidation, among others.

WFP's logistics working group coordination benefited 17 organizations including government agencies, UN partners, non-governmental organizations and private sector companies acting as emergency responders.

Between March and August 2018, the logistics working group coordination team received 83 requests for assistance, 80 percent of which could be fulfilled. WFP planned and coordinated the air-/land- and sea-transport of partner organizations' relief items with transport service providers. Some requests could not be fulfilled because of security concerns. Other requests involved transport of very small cargo to remote destinations that were not served by other actors, and therefore the cost of airlifting the cargo was considered prohibitively expensive for the requesting partner. Where WFP could not fulfill requests, WFP provided supplier contacts and information on transport services to partners for their own action.

Decisions related to shared logistics services were based on four logistics assessments that aimed to identify commercial transporters and storage facilities. Road accessibility and landing zone data were collected in coordination with the Papua New Guinea Defence Force, Mission Aviation Fellowship and other air service providers.

In Mount Hagen, WFP built a humanitarian logistics hub, which supported partners with the storage and delivery of relief items. In addition, a mobile storage unit was set up in Moro to store working group partners' humanitarian relief items. At the end of the operation, WFP handed over three mobile storage units to the Government of Papua New Guinea and UN partners and organized a

logistics induction training focused on how to effectively use the assets during an emergency response. The 20 participants from 11 organizations received classroom training and learned hands-on how to install and dismantle a mobile storage unit.

According to an earthquake response lessons learned exercise conducted by the National Disaster Management Team, WFP's logistics coordination, information sharing and induction training were highlighted as operational achievements, while access constraints and, related to this, costs of logistics services stood out as major challenges.

WFP also supported the food security working group coordination led by the Food and Agriculture Organization of the United Nations through a stand-by partnership agreement with RedR. According to the lessons learned exercise, increased information sharing and better collaboration between food security actors at national and provincial levels helped improve the coordination of food-based relief efforts. Limited availability and granularity of disaggregated baseline data were identified as major challenges to inform a response.

Cross-cutting Areas

Gender inequality and gender-based violence (GBV) continue to be widespread in Papua New Guinea, placing the country at the bottom of the 2017 Gender Inequality Index (159th out of 160 countries). Girls are disadvantaged at all levels of education, and women are less likely to be literate or receive healthcare than men. Women face challenges such as high maternal mortality rates, polygamy and early marriage, and are generally excluded from decision-making processes. Research found that 62 percent of interviewed men in Bougainville, Papua New Guinea, admitted to having raped someone [1]. The occurrence of disasters exposes women and children to even higher risks of GBV and discrimination, as highlighted in CARE's Rapid Gender Analysis following the earthquake. This was exacerbated through inter-tribal conflicts in Hela Province. While inter-tribal conflicts are common in the area, they were fuelled by the earthquake, as livelihoods were destroyed or severely damaged, and communities were temporarily displaced to informal care centres.

Against this background, WFP responded in a way to uphold the 'Do no harm' principle by minimizing protection risks for its beneficiaries. Focusing on communities most in need, whether temporarily displaced or host communities, WFP endeavoured to maintain perceptions of justice and fairness in the distributions, thereby mitigating any repercussions against more vulnerable community members. The operation sought to ensure safety and dignity of all women and men, boys and girls it served by engaging the communities in sensitization efforts wherever possible. All WFP staff engaged in the response had undergone training in protection against sexual exploitation and abuse and ethics. Other mitigation measures to protection risks concerned the selection of the distribution sites, timings and set-ups.

WFP organized all distributions and community outreach sessions in accordance with local customs, in public, providing opportunities for any member of the community to voice concerns or ask questions at any stage of the processes. This ensured a high degree of community participation of both, women and men. Distributions took place in village community centres, close to people's homes and during day time in order to avoid any protection risks. Vulnerable individuals — pregnant and lactating women, households headed by women, as well as persons with disabilities and elderly persons — were granted a priority line to receive their rations first. WFP also identified volunteer porters to assist elderly and other persons with difficulty in carrying heavy loads to bring their food home, which was highly appreciated by the communities.

Sex- and age-disaggregated beneficiary data were collected and utilized, and WFP discussed the importance of this with community leaders, ensuring communities' increased awareness of the reasons for this and compliance with the procedure. WFP ensured gender balance in its team composition and female staff held separate focus group discussions with women, where possible.

Monitoring findings confirmed mostly adequate distribution management, with a few observed cases of insufficient crowd control and distribution delays. Crowd control was a challenge in areas with a volatile security situation, also due to a lack of experience among community volunteers responsible to manage the crowds. Delays of distributions were mainly caused by adverse weather conditions impeding the landing of helicopters.

Community leaders were well-informed about the programme and communicated the information effectively to their communities. Consequently, 80 percent of interviewed beneficiaries had a full understanding of their entitlements, targeting criteria and length of assistance, while the remaining 20 percent understood parts of the information received.

[1] Fulu, E. et al. (2013): Why do some men use violence against women and how can we prevent it? Bangkok: UNDP, UNFPA, UN-Women and UNV.

Figures and Indicators

Data Notes

Summary

Cover page photo © WFP/Justin Dittmeier
Earthquake-affected boy enjoys high energy biscuits at Urita Care Centre.

Beneficiaries by Age Group

Beneficiary Category	Gender	Planned	Actual	% Actual vs. Planned
Total Beneficiaries	male	79,560	35,270	44.3%
	female	73,440	32,556	44.3%
	total	153,000	67,826	44.3%
By Age Group				
Adults (18 years plus)	male	45,900	20,348	44.3%
	female	42,840	18,991	44.3%
	total	88,740	39,339	44.3%
Children (5-18 years)	male	21,420	9,496	44.3%
	female	19,890	8,817	44.3%
	total	41,310	18,313	44.3%
Children (under 5 years)	male	12,240	5,426	44.3%
	female	10,710	4,748	44.3%
	total	22,950	10,174	44.3%

Beneficiaries by Residence Status

Residence Status	Planned	Actual	% Actual vs. Planned
Resident	153,000	33,913	22.2%

Annual Food Distribution (mt)



Commodities	Planned Distribution (mt)	Actual Distribution (mt)	% Actual vs. Planned
Strategic Result 1: Everyone has access to food			
Strategic Outcome: Communities and individuals affected by the earthquake in Papua New Guinea have access to adequate food throughout the crisis			
Rice	3,213	269	8.4%
Canned Fish	230	0	-
High Energy Biscuits	172	83	48.3%

Output Indicators

Detailed Indicator	Unit	Target Value	Actual Value	% Achieved
Strategic Result 1: Everyone has access to food				
Strategic Outcome 01: Communities and individuals affected by the earthquake in Papua New Guinea have access to adequate food throughout the crisis				
Output B: Affected populations receive nutritious food in order to meet their basic food needs following the earthquake				
Act 01. Provide general food assistance through food transfers to vulnerable populations affected by crisis				
Quantity of fortified food provided	Mt	530.0	351.77	66.4
Strategic Result 8: Sharing of knowledge, expertise and technology strengthen global partnership support to country efforts to achieve the SDGs				
Strategic Outcome 02: Humanitarian and development partners in Papua New Guinea have access to reliable common services including expertise, services and coordination in the areas of supply chain and food security throughout the crisis				
Output H: Affected populations benefit from enhanced coordination of Food Security stakeholder activities and information management in order to receive timely humanitarian assistance				
Act 02. Provide expertise, services and coordination in the areas of supply chain and food security to all partners throughout the crisis				
Number of cluster coordination meetings conducted	instance	12.0	12.0	100.0
Output H: Coordinated and timely humanitarian logistics response in PNG, avoiding duplication of efforts and coordinating access to military and civilian defence assets				
Act 02. Provide expertise, services and coordination in the areas of supply chain and food security to all partners throughout the crisis				
Number of agencies and organizations using coordination and logistics services	agency/organization	5.0	17.0	340.0
Number of assessments/surveys conducted	assessment	1.0	4.0	400.0
Number of mobile storage tents/units made available	unit	1.0	1.0	100.0
Percentage of logistics service requests fulfilled	%	90.0	81.0	90.0
Output K: Coordinated and timely humanitarian logistics response in PNG, avoiding duplication of efforts and coordinating access to military and civilian defence assets				
Act 02. Provide expertise, services and coordination in the areas of supply chain and food security to all partners throughout the crisis				
Number of partners supported	partner	17.0	17.0	100.0

World Food Programme

Contact info

Daniela Demel
daniela.demel@wfp.org

Country director

David Kaatrud

Cover page photo © WFP/ Justin Dittmeier
Earthquake-affected boy enjoys high energy biscuits at Urila Care Centre

Annual Country Report - Donor Version

Pap. New Guinea Country Portfolio Budget 2018 (2018-2018)

Cumulative Financial Overview as at 31 December 2018 (Amount in USD)

Strategic Result	Strategic Outcome	Activity	Needs Based Plan	Allocated Contributions	Advance and Allocation	Allocated Resources	Expenditures	Balance of Resources
1	Communities and individuals affected by the earthquake in Papua New Guinea have access to adequate food throughout the crisis	Provide general food assistance through food transfers to vulnerable populations affected by crisis	16,960,927	2,650,689	0	2,650,689	2,457,052	193,638
		Non Activity Specific	0	-847	0	-847	0	-847
	Non Activity Specific	0	710,916	0	710,916	0	710,916	
Subtotal Strategic Result 1. Everyone has access to food (SDG Target 2.1)			16,960,927	3,360,759	0	3,360,759	2,457,052	903,707
8	Humanitarian and development partners in Papua New Guinea have access to reliable common services including expertise, services and coordination in the areas of supply chain and food security throughout the crisis	Provide expertise, services and coordination in the areas of supply chain and food security to all partners throughout the crisis	1,544,045	247,369	0	247,369	247,369	0
		Non Activity Specific	0	13,278	0	13,278	0	13,278
Subtotal Strategic Result 8. Sharing of knowledge, expertise and technology strengthen global partnership support to country efforts to achieve the SDGs (SDG Target 17.16)			1,544,045	260,647	0	260,647	247,369	13,278
		Non Activity Specific	0	-847	0	-847	0	-847
Subtotal Strategic Result			0	-847	0	-847	0	-847

This computer generated report is certified by the Chief of Contribution Accounting and Donor Financial Reporting Branch (RMFC)

Annual Country Report - Donor Version

Pap. New Guinea Country Portfolio Budget 2018 (2018-2018)

Cumulative Financial Overview as at 31 December 2018 (Amount in USD)

Strategic Result	Strategic Outcome	Activity	Needs Based Plan	Allocated Contributions	Advance and Allocation	Allocated Resources	Expenditures	Balance of Resources
		Total Direct Operational Cost	18,504,972	3,620,558	0	3,620,558	2,704,420	916,138
		Direct Support Cost (DSC)	1,769,671	264,976	0	264,976	239,504	25,472
		Total Direct Costs	20,274,643	3,885,535	0	3,885,535	2,943,924	941,611
		Indirect Support Cost (ISC)	1,317,852	245,095		245,095	245,095	0
		Grand Total	21,592,495	4,130,629	0	4,130,629	3,189,019	941,611

Columns Definition

Needs Based Plan

Latest Approved Version of Needs Based Plan in USD

Allocated Contributions

Allocated contributions include confirmed contributions with exchange rate variations, multilateral allocations, miscellaneous income, resource transferred, cost recovery and other financial adjustments (e.g. refinancing); excludes: internal advances.

Advance and allocation:

Internal advanced/allocated resources but not repaid in USD.

This includes different types of internal advance (IPL or MAF) and allocation (IRA).

Allocated Resources

Sum of Allocated Contributions, Advance and Allocation

Expenditures

Cumulative monetary value of goods and services received up to the reporting period.

Balance of Resources

Allocated Resources minus Expenditures

Annual Country Report - Donor Version

Pap. New Guinea Country Portfolio Budget 2018 (2018-2018)

Annual Financial Overview for the period 1 January to 31 December 2018 (Amount in USD)

	Needs Based Plan	Implementation Plan*	Expenditures
Pap. New Guinea	21,592,495	-	3,189,019
<i>*Original Implementation Plan as per the Management Plan 2018</i>			