

SAVING
LIVES
CHANGING
LIVES



Colombia Annual Country Report 2018

Country Strategic Plan
2017 - 2021

ACR Reading Guidance



World Food
Programme

Table of contents

Summary	3
Context and Operations	6
Programme Performance - Resources for Results	8
Programme Performance	9
Strategic Outcome 01	9
Strategic Outcome 02	10
Strategic Outcome 03	11
Strategic Outcome 04	12
Strategic Outcome 05	13
Cross-cutting Results	16
Progress towards gender equality	16
Protection	16
Accountability to affected populations	17
Migrant Crisis	18
Figures and Indicators	19
Data Notes	19
Beneficiaries by Age Group	19
Beneficiaries by Residence Status	20
Annual Food Distribution (mt)	20
Annual CBT and Commodity Voucher Distribution (USD)	21
Output Indicators	23
Outcome Indicators	29
Cross-cutting Indicators	42
Progress towards gender equality	42
Protection	43
Accountability to affected populations	43

Summary

Slow economic growth and a greater fiscal deficit have strained public finances to cover social programs in Colombia, including humanitarian assistance to the growing number of victims of emerging illegal armed groups and efforts to stop the expansion of illicit crops. WFP is committed to supporting the peace process in Colombia and provides assistance to victims of confinement, forced displacement and armed conflict. WFP has reached three times the planned number of beneficiaries. In coordination with the UN Verification Mission, WFP implemented social and economic reintegration activities for former combatants of the Revolutionary Armed Forces of Colombia (FARC) who had laid down their arms to become farmers and now provide nutritious food for WFP's school feeding programme. The assassination of community leaders and the deterioration of security conditions is a major challenge. WFP's neutrality in the conflict allowed, however, access to the most remote areas to ensure that no one be left behind.

WFP promoted sustainable food systems in vulnerable areas not only to improve community livelihoods, but also to strengthen their resilience and capacity to respond to the negative effects of climate change. Asset creation aimed to improve water access in areas affected by prolonged droughts, meeting the need for subsistence farming mainly among ethnic minorities.

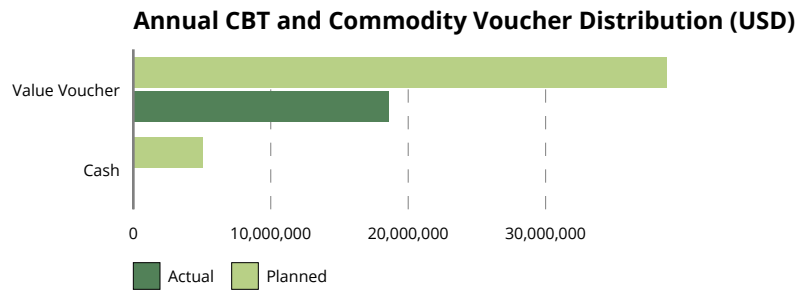
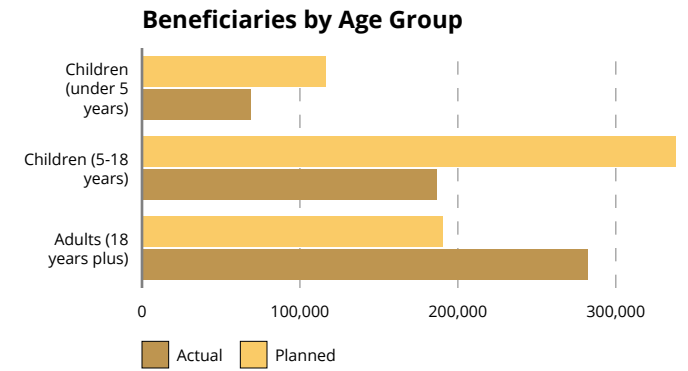
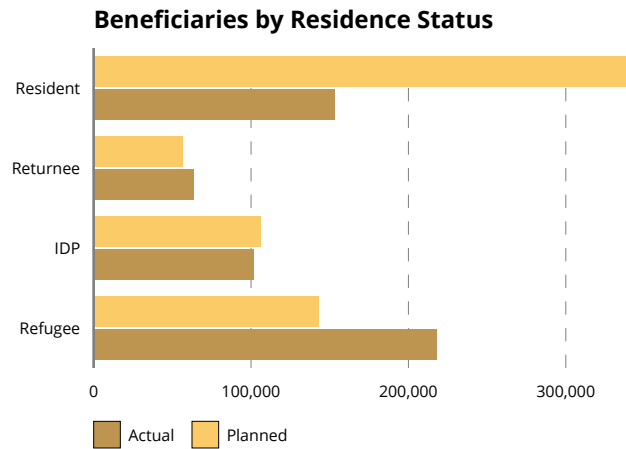
Colombia is the country most affected by massive migratory movements from Venezuela, hosting, at present, over 1 million Venezuelans in Colombia. In February 2018, the Government officially requested UN support in the development of an integrated response plan, in response to which WFP's Executive Director declared a level 2 corporate emergency to step up WFP's assistance under the Country Strategic Plan (CSP). Joint food security and nutrition assessments led by WFP and FAO in collaboration with UNICEF found that approximately 350,000 people were in need, 83 percent of whom received assistance. WFP is an active member of the Inter-Agency Group on Mixed Migration Flows in charge of strategic coordination for the response to the migratory crisis. At government level, WFP maintains a close relationship with the Ministry of Foreign Affairs and coordinates activities with governors and mayors in geographical areas covered by the level 2 emergency response.

WFP is a trusted partner of the Ministry of Education in strengthening the national School Meals Programme. WFP operates the programme in the department of La Guajira, assisting around 300 schools with positive outcomes, including retention in school, improvement of diet diversity, coverage of remote rural areas, local purchases from smallholder farmers and the inclusion of migrant children from Venezuela. After extensive capacity strengthening, WFP transferred half of WFP-supported schools to the management of indigenous communities, which are now capable of implementing the programme autonomously with funding from the Government.

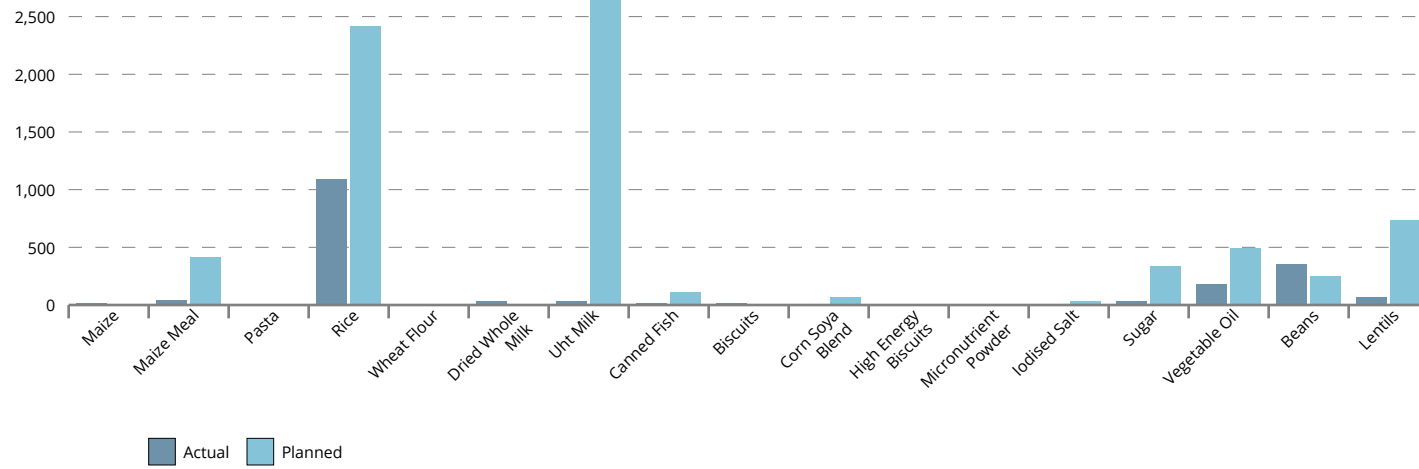
Certain activities received less funds than expected, resulting in unachieved targets. However, WFP Colombia made a positive contribution to stabilization, resilience, and peace while accomplishing core humanitarian and development outcomes in support of national Sustainable Development Goal priorities, an example of programme integration and contribution to the humanitarian-development-peace triple nexus.

536,828
total beneficiaries
in 2018

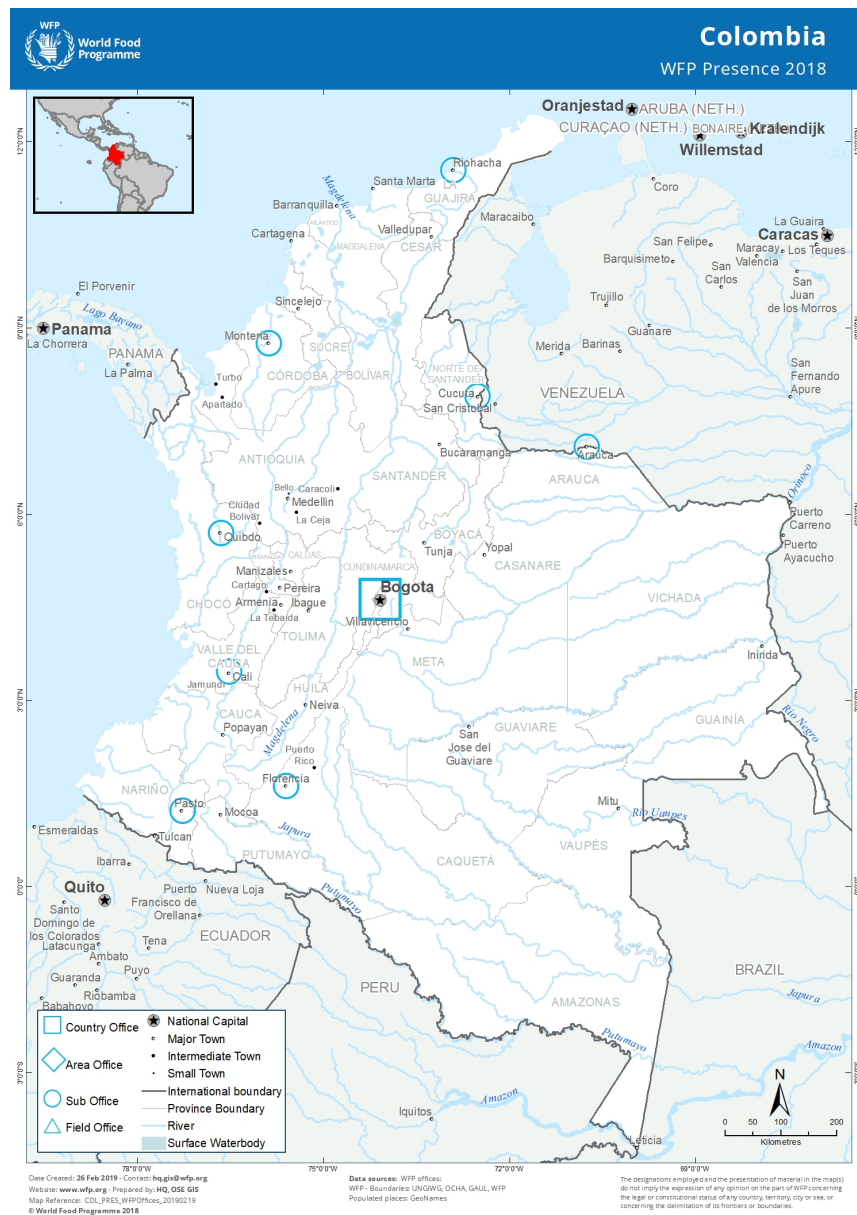
55% female
 45% male



Annual Food Distribution (mt)



Context and Operations



Colombia is one of the most unequal countries in the world, with a Gini index of 53.5 and a gender inequality index of 0.429, reflecting the inequitable distribution of income and development opportunities. Many regions, particularly rural areas, still suffer from high rates of poverty, poor infrastructure, inadequate services and few economic opportunities.

For 50 years, Colombia has faced one of the world's most severe internal displacement situations caused by conflict and violence. In 2016, a peace agreement was signed between the Government and the Revolutionary Armed Forces of Colombia (FARC), putting an end to a conflict that killed over 250,000 people and left 7.7 million internally displaced (17 percent of the total population).

Despite progress on the implementation of the peace agreement, Colombia is still facing serious humanitarian challenges, due mainly to the violence that accompanies changes in the power relations among illegal groups. Throughout this year, the number of victims linked to the conflict increased compared to 2017. Indigenous and Afro-Colombians are disproportionately affected by violence. Gender-based violence is still one of the most severe forms of human rights violations in Colombia. Around 90 percent of the victims of crimes against freedom and sexual integrity in the past 32 years were women. [1] Different aspects of vulnerability and victimhood related to the armed conflict and non-compliance with the peace agreement directly affect food security among the Colombian population.

According to the 2015 Colombian National Nutrition Survey (ENSIN), 54.2 percent of rural households are food insecure. At national level, chronic malnutrition in children under five decreased between 2010 and 2015, from 13.2 to 10.8 percent. However, the ENSIN figures show that the national average of acute malnutrition increased from 0.9 to 2.3 percent between 2010 and 2015. Malnutrition in all its forms is higher than the national average among internally displaced populations, indigenous and Afro-Colombian communities. [2] Acute malnutrition is a serious problem in some departments, such as La Guajira and Chocó. The child mortality rate due to malnutrition is 44.2 percent for Chocó and 63.2 for La Guajira, compared to the national rate of 8.2 percent (Bases Plan Nacional de Desarrollo 2018-2022).

Overweight and obesity exist alongside the continuing problem of undernourishment and micronutrient deficiencies, creating a double burden of malnutrition. Prevalence of anaemia among children under five also ranges from 53 to 78 percent among displaced populations, while the national average is 27.5 percent (National Nutrition Survey, 2015).

The Venezuelan migration issue represents a challenge for the Government of Colombia. It is estimated that there are approximately 1,032,000 Venezuelans in

Colombia (Migración Colombia, 2018). This migratory influx is putting pressure on territorial governments to deliver basic services. Around 86 percent of rural households in the 77 border municipalities are experiencing a housing deficit, compared to 68 percent at national level. This situation has spread from border departments (La Guajira, Norte de Santander and Arauca) to other departments.

The migrant crisis creates significant costs for Colombia, apart from its effects on employment and security. The Government of Colombia, launched a document through the Council of the National Economic and Social Policy defining the policies, measures and resources needed to respond to the crisis.

Various government strategies contribute to the Sustainable Development Goals (SDG), particularly SDG 2. The Government is committed to eliminating chronic malnutrition by 2025 in the framework of the *From Birth to Forever* national strategy of early childhood care. Moreover, in the framework of the rural reform included in the Final Peace Agreement, the Government prioritized the implementation of development programmes with a territorial approach in the areas most affected by conflict.

To provide assistance in strategic areas in alignment with government priorities, WFP Colombia has targeted interventions in 12 out of the 32 departments. WFP is contributing to the humanitarian-development-peace nexus as defined by the Government of Colombia and the United Nations Country Team with the objective of addressing root causes and improving the support for longer-term sustainable solutions while effectively addressing immediate humanitarian needs.

Contributing to SDG 17, Strategic Outcome 1 focuses on the capacity strengthening activities of local governments and civil-society organizations that implement accountable programmes to reduce food insecurity and malnutrition with a special focus on the national school feeding programme. Through Strategic Outcome 2, WFP reaches crisis-affected populations with activities aimed at stopping food insecurity and advancing protection and equality. WFP implements emergency school feeding with a protection focus. Strategic Outcome 3 aims at preventing malnutrition by prioritising nutrition-sensitive actions. Furthermore, in support of SDG 17, Strategic Outcome 4 promotes efficient procurement models that link smallholders' production to markets and focuses on women farmers and victims of violence. Through Strategic Outcome 5, WFP strengthens rural communities' capacities to recover from shocks and adapt to climate change.

Programme Performance - Resources for Results

Overall, WFP Colombia received contributions covering 60 percent of its needs for 2018; 71 percent of the funding targeted the L2 Emergency Response to the migration crisis (including the funds from WFP's Immediate Response Account).

Except for the level 2 emergency response (L-2), 97 percent of the funds available for CSP activities were spent. This percentage is lower for L-2 activities (56 percent), mainly due to partners' limited capacity at the local level. Moreover, UN agencies and international NGOs collaborate with a limited number of local NGOs, and this puts a further strain on the implementation capacity at the border areas. On the other hand, security issues linked to the presence of armed groups, mainly in rural areas, have also limited the implementation of activities.

In 2018, the main donors were USAID, the Government of Colombia, Switzerland, Germany, and Canada. Multiyear contributions account for 10 percent, while multilateral contributions, the Immediate Response Account and the Strategic Resource Allocation Committee (SRAC) account for 39 percent. The remaining 51 percent correspond to direct contributions.

Funds from the private sector facilitated the establishment of partnerships that delivered shared value for private sector partners and for WFP's programmes. For example, under the global partnership between WFP and Mastercard, Mastercard Colombia, Bancolombia and Davivienda launched a fundraising campaign in support of WFP's actions in the department of La Guajira, targeting indigenous communities affected by acute and chronic malnutrition. Contributions from private donors such as Astellas Global Health Foundation and ENEL, assisted women affected by gender-based violence and supported resilience-building activities in rural ethnic communities.

Two revisions of the CSP took place in 2018. At the request of the Colombian Government and in response to the evolving scale of the crisis, the first included an emergency response plan to assist migrants from Venezuela for an initial period of eight months (April to December 2018). The second was made to increase the ceilings for some activities to allocate two important multiyear contributions: i) The Adaptation Fund for the implementation of the five-year binational project "Building adaptive capacity to climate change through food security and nutrition actions in vulnerable Afro and Indigenous communities in the Colombia-Ecuador border area"; and ii) A Korean International Cooperation Agency grant approved for a four-year project to empower rural women by increasing their economic autonomy, exercise their rights and improve food security and nutrition.

Earmarking of funds posed a challenge to programme implementation. Donors' interest was largely focused on humanitarian assistance and most of the funds were allocated to Strategic Outcome 2 to support crisis-affected populations. Activities aimed at fighting malnutrition and the development of food

security-related capacity strengthening strategies received less attention from donors.

With the funding available, WFP Colombia was able, in close collaboration with the Government, other agencies and local partners, to respond to the main humanitarian needs of the country, including the Venezuelan migration crisis, while supporting Colombian Government efforts towards peace building. In terms of capacity strengthening, WFP contributed to the improvement of the national school feeding programme in La Guajira. WFP reached marginalized areas with high levels of food insecurity and environmental degradation and exposed to climate change and contributed to building resilience and adaptive capacities to climate change. Overall, the WFP Colombia achieved 86 percent of CSP outcome indicator targets.



Programme Performance

Strategic Outcome 01

Capacity Strengthening - Local government and civil-society organizations have strengthened capacities to implement accountable programmes that contribute to reducing food insecurity and malnutrition.

The capacity strengthening strategy of WFP Colombia is mainly tailored to the Government's needs and demands (at national and regional levels) to cover for specific gaps and complement government actions. WFP's capacity strengthening activities in 2018 were focused, therefore, on strengthening and/or complementing specific programmes. In line with WFP's corporate framework for capacity strengthening, WFP implemented the following activities organized around the pathways of (i) policies and legislation and (ii) programme design and implementation.

Policies and legislation

At national level and in compliance with commitments from the Ibero-American Summit of Ministers of Health, WFP contributed to the analysis of the double burden of malnutrition among young people in Ibero-American countries. In close collaboration with the Ministry of Health, WFP supported baseline measurement, the identification of success stories and keeps working on recommendations to be implemented by public policies to reduce the double burden of malnutrition among children and young people. Significant progress has been made to reduce the consumption of sodium and processed foods.

At regional level, based on lessons learned from the implementation of the school feeding programme in La Guajira, WFP developed a cost-efficiency analysis to identify possible models for school feeding programmes in the department of Nariño. This study identified, among others, the characteristics of different areas of the region as well as the link between local food production, regional eating habits, diet diversification and intermediation costs in the provision of food. WFP has also contributed to improving the programme's monitoring activities. Recommendations have been considered by the Government of Nariño.

Collaborating with universities, research centres and local authorities, WFP contributed to strengthening the *Food and Nutritional Security (FNS) Plan* in the department of Valle del Cauca. WFP also provided technical assistance to authorities in articulating local and departmental FNS policies.

Programme design and implementation

Strengthening the national school feeding programme

In La Guajira, particularly in rural areas, the educational sector has been adversely impacted by the lack of investments in infrastructure. According to the

initial diagnosis of the national school feeding programme, carried out in 2017 by WFP and the Ministry of Education, approximately 33 percent of the schools do not have access to drinking water, nor fridges to preserve fresh foods. Around 60 percent of the schools had access to electricity and over 50 percent were still cooking food with dry wood (with consequences for deforestation/desertification) and had no canteen where students could consume their meals. Only 22 percent of the schools had facilities where students could wash their hands.

To strengthen meal preparation capacities of schools, WFP purchased and distributed basic infrastructure including chairs, tables, kitchen kits and cutlery. WFP provided gas powered cooking stoves in areas where they were culturally accepted, and also freezers, refrigerators (some of which are powered by solar panels) and water tanks. As 70 percent of the schools did not have access to safe water, WFP provided 2.5 million litres of drinking water.

Capacity strengthening in disaster risk reduction and adaptation to climate change

The use of Unmanned Aircraft System (UAS or drones) has been growing at a fast pace throughout the past years in Colombia. The applications and benefits of drones for developmental and humanitarian assistance are numerous, particularly in the areas of vulnerability and risk reduction and adaptation to climate change. National Disaster Management Agencies, the Ministry of Environment and other entities expressed their interest in the use of drones in risk and vulnerability analyses. WFP organised a workshop in the last quarter of 2018 with a variety of agencies and civil society actors in Colombia, where participants identified the following potential areas for UAS use in the country: watershed monitoring to predict and mitigate risks related to floods, drought and erosion, precision farming for more accurate agricultural management, and landscape interventions to promote adaptive management.

WFP is strengthening the capacities of local authorities and academia in the municipality of Rio Quito and Chocó to identify food security threats deriving from illegal mining activities and to develop actions to reduce risks in the department. In addition, WFP seeks to integrate UAS into a regional project for building adaptive capacity to climate change by food security and nutrition actions for vulnerable communities along the Colombia-Ecuador border. While illegal mining activities in the river have ceased, the presence of the National Liberation Army (ELN) guerrilla groups and confrontations with the army have affected security. This caused delays in the planned activities.

Joint assessments on food security and nutrition for migrant populations



Considering that profiling exercises led by UN agencies and official registration carried out by the Colombian Government have so far focused only on urban areas, WFP, along with the Food and Agriculture Organization of the United Nations (FAO) and the United Nations Children's Fund (UNICEF), carried out a joint assessment to obtain information on food security, nutrition status and livelihoods of both Venezuelan and returning Colombian migrants as well as host communities in rural areas in the departments of Arauca, La Guajira and Norte de Santander. Results were shared with other United Nations Agencies and national and local government.

A joint assessment of "migrantes caminantes" (walking migrants) was prepared by WFP, the International Organization for Migration (IOM), the United Nations Office for the Coordination of Humanitarian Affairs (OCHA) and the United Nations High Commissioner for Refugees (UNHCR). Needs of food, health, protection, and shelter were assessed and profiles of the most vulnerable walking migrants were identified. Based on these results, the agencies belonging to the Inter-Agency Group on Mixed Migration Flows (GIFMM) designed a response proposal called *Route of Migratory Humanitarian Assistance for the Venezuelan Population, Cúcuta – Rumichaca*. The proposal was shared with the Colombian Government and follow-up meetings are scheduled for next year.

Strategic Outcome 02

Access to food - Crisis-affected populations, including victims of violence, natural disasters and shocks, marginalized communities and vulnerable ethnic populations have adequate access at all times to nutritious foods and diversified diets, and are supported in establishing or improving their livelihoods

Humanitarian assistance to victims of armed conflict

Coordinated with the Victims' Assistance Unit (UARIV, in Spanish) and local authorities, WFP assisted in the Pacific Coast region of the country 32,500 people belonging to Afro-Colombian and indigenous communities and victims of confinement and forced displacement. In-kind assistance was provided in remote areas where food markets are poorly developed or non-existent. Access to food was promoted by developing community and home gardens.

Persisting disputes among illegal armed groups have caused human rights violations, including targeted assassinations of community leaders and forced displacements in the departments of Norte de Santander, Córdoba and Antioquia. In response to local government requests, WFP supported with vouchers more than 14,000 displaced people. Commercial agreements established between WFP and smallholder farmers associations allowed WFP beneficiaries to redeem their food vouchers at WFP-assisted small farmer

associations.

WFP also supported conflict-affected returnees and resettled communities by assisting with the recovery of their livelihoods and by building resilience. In partnership with UARIV, WFP supported 700 families (63 percent of them women-headed households) in the department of Caquetá and 1,300 families in Chocó through income-generating projects. Families participated in trainings on safe water use, basic sanitation and healthy living habits while receiving psycho-social assistance from UARIV.

WFP provided food assistance to resettled indigenous Hitnu families in the department of Arauca, which according to the Constitutional Court are at risk of physical or cultural extermination due to forced displacement. UARIV and local authorities are supporting the resettlement through housing improvement actions and access to primary services while WFP provides healthy foods and enhances food security through vouchers.

Support to female victims of violence

Vulnerable women who have survived violence related to the armed conflict are one of the groups prioritized by WFP. In the departments of Arauca and Caquetá, WFP assisted more than 1,900 conflict-affected and food insecure women through vouchers redeemable in local shops. Women received seed capital to initiate income-generating activities for poultry and fish farming and small businesses in urban areas. Participating women in Arauca were included in local government programmes promoting women's empowerment by giving them access to economic opportunities.

In the municipality of Tame (Arauca), WFP supported 1,050 female heads of households, among them 65 percent raising disabled children. These women received trainings on cooking, handicrafts and dressmaking. The Mayor's Office provided seed capital for setting up small businesses and, with the support of the Colombian Institute of Family Welfare (ICBF), they also received training on food security and nutrition tailored to the needs of children with disabilities. In addition, WFP provided awareness-raising sessions on the prevention of gender-based violence.

Assistance to vulnerable migrants from Venezuela

In coordination with the Government and responding to its humanitarian appeal, WFP designed an operation within the Country Strategic Programme to provide food assistance to vulnerable migrants, Colombian returnees and host communities, covering the four most affected border departments: La Guajira, Arauca, Norte de Santander and Nariño. The objective of WFP's intervention was to ensure immediate life-saving food and nutrition support while promoting

community integration. Special attention was paid to protection and approaches sensitive to the host-population. Between April and December 2019, WFP assisted 290,926 migrants.

The activities under the emergency response included:

- The provision of hot meals in 30 community kitchens, first of all to women, children, the elderly and people living with disabilities. These community kitchens are located in border areas to support newly arrived migrants in the first 15-30 days in the country.
- Unconditional assistance through vouchers to purchase food at local stores, covering 2,100 kilocalories per day for each family member.
- Food kits purchased locally, covering 2,100 kilocalories and distributed by local partner agencies in remote areas (such as in Alta Guajira) where the limited availability of food shops could not sustain a voucher scheme.
- School meals for Venezuelan and returnee Colombian children in La Guajira.

WFP improved access to food

WFP food assistance provided to communities in a state of emergency played a key role in preventing the deterioration of their food security and nutrition. The Food Consumption Score Nutritional Quality Analysis is a composite indicator for households' food access, with a focus on the consumption of foods rich in protein, vitamin A and iron. After WFP's intervention, the proportion of families that never had vitamin A-rich foods over the course of a week decreased from 10 to 2 percent. Moreover, the percentage of families consuming protein-rich foods daily increased from 71 to 81 percent.

The Dietary Diversity for Women of Reproductive Age, which measures micronutrient adequacy in women's diets, reached 86 percent, meaning that these women consumed 5 or more food groups out of 10.

The percentage of food expenditure measures the economic vulnerability of a household. The larger the food expenditure within the general budget of a household in proportion to other items and services, the more economically vulnerable the family is. Households participating in WFP activities decreased their food expenditures from 59 to 49 percent, allowing these families to have more money for non-food expenditure and access basic services.

The Coping Strategy Index measures the use of negative coping strategies that affect the food security of families facing crises. The percentage of assisted households that had to sell their assets, including housing, land and female animals and accept risky jobs or begging decreased from 43 to 29 percent. Households were less likely to resort to strategies such as working in return for

food and sell productive assets.

More than 70 percent of households reduced the use of strategies that directly affect food consumption, meaning that fewer families had to resort to limiting portion sizes during meals, restricted adults' food consumption to allow small children to eat and reduced the number of daily meals.

Strategic Outcome 03

End Malnutrition - Communities and families have the capacities to prevent malnutrition in all its forms, with a focus on leaving nobody behind in marginalized urban and remote rural areas

Implement school feeding programmes in response to government requests

The School Feeding Programme implementation started in July 2017. In 2018, WFP reached 64,000 children in more than 290 educational institutions (in 15 municipalities), 54 percent of which are in rural areas. A total of 10,114,669 rations were distributed.

The programme is implemented in several modalities. On-site preparation of food took place in 70 percent of the participating schools and comprised more than 40 different foods, including fresh foods, such as fruits, vegetables, cheese, eggs, tubers and chicken meat. About 19 percent of the schools distributed individually packaged food and the remaining 11 percent provided on-site hot food service. The standards defined by the Government for the School Feeding Programme require a different school menu every day of the month taking account of local customs and preferences. Menus have to be diverse and ration sizes depend on the beneficiary children's age.

To ensure effective programme implementation, WFP employed cooks and food-handling personnel. The programme hired women heads of households and provided employment conditions in line with national labour regulations. Furthermore, WFP provided employees with training in areas such as cleaning and disinfection processes, manufacturing practices and basic sanitation.

WFP intervention contributed to an increase in school attendance

Feedback from schools regarding the School Meals Programme implementation has been very positive. Programme results monitoring show that parents, children and teachers value WFP's commitment to transparency. Moreover, participants are satisfied with the quality and variety of the food provided. Furthermore, the retention rate reached 93.2 percent (93.4 for girls, 93.0 for boys), which indicates that the School Feeding Programme plays a key role in promoting continued school attendance.

WFP provided food security and nutrition education and behaviour change communication

WFP, with support by implementing partners, provided nutrition education and training sessions to WFP beneficiaries in all targeted areas to promote responsible and conscious decisions concerning dietary habits. These key messages reached more than 51,000 families. As part of the emergency response in the departments along the border with Venezuela, WFP developed an education and communication strategy targeting vulnerable migrant families.

WFP carried out nutrition education activities, both through “traditional” workshops, and Nutrifami, an innovative tool seeking to promote dietary diversity, healthy nutrition and positive lifestyle changes. The Nutrifami learning tool reaches beneficiaries on web and mobile learning platforms. The offline functionality allows using the tool in remote rural areas with limited internet coverage. It is worth mentioning that new climate change (basic concepts on climate change, its environmental and socio-economics effects, the impact on food security and nutrition, concrete adaptive strategies at local and community level) and gender equality contents were introduced to the Nutrifami Platform. This activity is part of the programme financed by the Adaptation Fund aimed at communities of ethnic minorities along the border to Ecuador.

WFP developed training material (i.e., handouts, posters, cookbooks) adapted to the specificities of each context. For example, in the Pacific area, WFP supported indigenous and Afro-Colombian communities through activities aiming to identify and recover traditional foods and nutritious recipes and develop educational material. This was implemented mainly by involving women, who with strengthened capacities could share traditional recipes and culinary practices with children and young people.

WFP promoted behavioural changes at household level

Through nutrition education activities, such as Nutrifami and “traditional” workshops and trainings, WFP promoted the adoption of healthy practices and habits by households. The country specific indicator “Adoption of healthy eating practices” is intended to measure behavioural changes prompted by families’ participation in WFP nutrition trainings. The results showed that all families adopted at least one new practice, 73 percent adopted 1-3 practices, while 27 percent adopted more than 4 new practices.

The main changes included higher consumption of fruits and vegetables; improved dietary diversity; more frequent washing of food and utensils; washing hands before the preparation and consumption of food and improved food storing and conservation practices. These results highlight the impact that education and awareness-raising can have on behaviours.

Private sector alliances supporting malnutrition prevention in La Guajira

Mastercard Colombia and its partner banks Bancolombia and Davivienda joined forces on the Mastercard Priceless Causes Donation platform in a fundraising campaign to support WFP programmes in the department of La Guajira benefitting indigenous Wayuu communities with grave malnutrition and micronutrient deficiencies. This partnership delivered shared value for Mastercard and its partner banks by encouraging the adoption of contactless payment technologies by their cardholders, using as an incentive the donations to WFP Colombia in support of children in La Guajira. In this partnership in coordination with ICBF (Programme from Zero to Forever), WFP assisted children from 84 Wayuu communities in the municipalities of Riohacha and Manaure with food and nutritional follow-up. The targeted children were at high risk of malnutrition, living in the most vulnerable communities of Alta Guajira. Their parents received training on healthy eating habits and adequate infant and young child feeding and hygiene practices.

Development of fortified cereal bars using traditional cereals

Supported by DSM Nutritional Products and a Colombian company, WFP designed products of high nutritional value (fortified bars and biscuits), using locally produced ingredients. These products are fortified with 15 micronutrients: vitamins A, D, E, C, B1, B2, B3, B6, B12, folic acid, iron, zinc, copper, iodine and selenium. As it does not require further cooking or preparation, it is useful for populations where drinking water is scarce and difficult to access.

These products were tested by the communities and were easily accepted. The target population includes pregnant and lactating women and children from birth through school-age. These products, however, are suitable for all members of the community. The fortified bars and biscuits provide more than 400 calories per 100g and can be used in emergencies (displacement, disasters, etc.). Several regional and local governments as well as other organisations such as the *Unidad Nacional para la Gestión del Riesgo de Desastres* (UNGRD, Unit for Risk and Disaster Management) and the Red Cross are interested in using them.

Strategic Outcome 04

Smallholder productivity and income - Smallholder farmers (women and men) increase their production and marketing capacities sustainably

In Colombia, 74 percent of agricultural workers are engaged in family or community farming that generate approximately 50 percent of agricultural employment and are responsible for 70 percent of the national agricultural production (National Planning Department, 2015). Smallholder farmers suffer from harsh agro-ecological conditions, unpredictable weather and limited access

to markets. The agricultural sector stagnates due to the informality of property rights and land use that runs counter to optimal land uses. According to the last agricultural census carried out in 2015, 45.7 percent of the rural population in Colombia live in conditions of multidimensional poverty.

In 2018, WFP carried out technical assistance and market access activities for 105 associations, 11,000 smallholder farmers (42 percent women) in 50 municipalities and 8 departments. WFP Colombia has continued assisting displaced and returnee populations. WFP has commercial agreements with smallholder farmer associations to assist victims of conflict with food vouchers that can be redeemed at selling points set up by smallholder farmers. This strategy generates multiple benefits, including more income for farmers, the promotion of local economies and the introduction of healthy eating habits through training sessions.

In partnership with the Government of Putumayo, WFP has strengthened productive capacities and promoted access to markets for more than 9,000 smallholder farmers (52 percent women, 48 percent men). WFP carried out production, management and marketing skills assessments. To increase the associations' productivity, WFP provided technical assistance through training sessions on agricultural production, management of small livestock species, post-harvest handling and processing, quality management and storage practices. WFP also supported the organizations by providing agricultural supplies such as tools, compost, seeds, small livestock and poultry, post-harvest equipment and assets such as greenhouse facilities, sheds, fishponds and presses. Considering the social and economic inequalities between women and men in terms of access to land, agricultural supplies and income-generating opportunities, WFP strengthened women's skills in agricultural planning and production systems management. Furthermore, it has contributed to women's empowerment by promoting participation in decision-making and enhancing the dialogue with local authorities on issues that directly affect women. Moreover, awareness-raising activities on women's empowerment and the prevention of gender-based violence as well as nutrition education activities were carried out. In 2019, WFP will step-up support for associations to access food markets.

In Cordoba, a region severely affected by the armed conflict, WFP supported 250 smallholder farmers from six organizations. These farmers and their families were forcibly displaced from their lands. To improve living conditions and to boost the local economy, WFP implemented activities to strengthen productivity, management and marketing capacities of the smallholder farmer associations. Assets such as sheds and fishponds were established. With the aim of strengthening the links between smallholder farmer associations and local markets, commercial agreements were closed with selling points where WFP beneficiaries can redeem their food vouchers. Smallholder farmer associations

currently sell food products, such as chicken, eggs and fish to WFP beneficiaries.

In the departments of Valle del Cauca, Nariño, Cauca, Caquetá and La Guajira, the organisations of female smallholder farmers received technical assistance and developed demonstration plots for growing iron and zinc fortified rice, beans and corn in the framework of WFP's partnership with the International Center for Tropical Agriculture (CIAT) and HarvestPlus. This initiative contributed to improved food security and nutrition, but also to increased family income and higher participation of women in decision-making.

To support the Government's efforts towards peace and stabilization, WFP, FAO, UNICEF and UNDP are implementing a joint initiative financed by the Peacebuilding Fund in the departments of Chocó, Meta and Guaviare. The project promoted integrated stabilization actions in conflict-affected ethnic communities (1,300 families) as well as economic opportunities, access to basic services and building confidence in public institutions. WFP is the lead agency in the department of Chocó and has carried out the following actions to strengthen rural communities' livelihoods: (i) a rapid market survey to identify supply and demand for the region's leading agricultural products; (ii) the implementation of eight Training Demonstration Centers; and (iii) agricultural and non-agricultural entrepreneurship projects, to be strengthened in 2019.

In the framework of the implementation of the peace agreement, former Revolutionary Armed Forces of Colombia (FARC) members moved to "transition zones," set for disarmament, demobilization and reincorporation purposes. WFP has supported two agricultural cooperatives in the transition zones of Ponedores and Tierra Grata, which now provide WFP's School Meals Programme in La Guajira with tubers, fruits, vegetables and eggs.

Challenges

Through the local procurement strategy, WFP has strengthened smallholder farmer associations' capacity, facilitating their access to local and regional markets, both private and institutional. The strategy has also influenced procurement policies at local and national level.

The main challenge for WFP Colombia is the transition from short-term activities, focusing on restoring livelihoods (subsistence agriculture) and complementing humanitarian assistance to longer-term, sustainable actions. To facilitate this transition, the country office is currently consolidating the Smallholder Agricultural Market Support (SAMS) strategy.

Strategic Outcome 05

Sustainable food systems - Rural ethnic rural communities in vulnerable areas have increased capacity to recover from shocks and adapt to climate change

WFP implemented activities aimed at reducing the climate vulnerabilities of local, Afro and Indigenous communities and the ecosystems they depend on, promoting food security, improving nutrition and working for gender equality. With support of the implementing partners, WFP provided nutrition activities and training sessions to WFP beneficiaries in all targeted areas in order to promote responsible and conscious decisions concerning dietary habits. It is a crosscutting approach in all CSP activities.

Capacity Development activities

WFP offered technical assistance and support to resilience building to local environmental authorities and communities in the department of La Guajira. Two studies were conducted on food security, gender and climatic and ecosystem vulnerabilities in the Camarones River watershed. Based on these results, resilience activities such as soil restoration, compost development, community early warning systems, and sustainable fishing and hunting practices were carried out in the watershed. Moreover, in the department of La Guajira, WFP provided training to local authorities and communities on how to respond to climate shocks and improve food security and nutrition.

WFP also completed studies to document and recover native species of plants and traditional knowledge in three different ethnic groups: the Embera Katios, the Wayuu and the Pastos. The study mapped climatic vulnerabilities of the area these communities inhabit and identified native species and traditional practices with potential for resilience building in the face of climate shocks and contributing to diet diversification.

Resilience measures in targeted communities

In order to overcome malnutrition in Colombia by 2030, WFP has taken immediate action to promote resilience, disaster risk reduction and climate change adaptation. Interventions for this strategic aim have reached more than 25,000 beneficiaries.

With the support of local partners, WFP promoted household- and community-based adaptation and risk-management capacities within target departments. Through food assistance for assets activities, communities' capacities were strengthened by creating water reservoirs, goat houses, community gardens, irrigation systems and water harvesting devices as well as farms that use agroforestry and organic techniques.

In the department of La Guajira, high food insecurity rates, most specifically within the Wayuu indigenous communities, have been largely driven by the region's recurrent droughts. WFP promotes activities that not only improve livelihoods, but also strengthen resilience and capacities to respond to shocks. WFP supported 200 families to recover their livelihoods by strengthening community assets such as chicken storehouses, goat pens and community gardens.

In relation to sustainable agricultural practices, WFP activities with community farms aimed at reducing climate vulnerabilities in the ecosystems through sustainable agricultural practices in the departments of Antioquia, Cordoba and Chocó. In Antioquia and Cordoba, Afro and indigenous communities have been affected by drought and desertification and face important challenges in food availability and access. The recovery of food production along with the establishment of income generation activities allowed 300 rural women to stabilize their livelihoods and adapt to climate change. In the department of Chocó, one of the most vulnerable areas in Colombia, WFP supported local communities in implementing improved traditional practices for climate change adaptation. WFP established vegetable and fruit crops inside traditional canoes, which ensures food production despite flooding after intense rains. Therefore, both the food security and incomes of the participating families were enhanced.

Access to fresh water along the Colombian Pacific coast is worsening, particularly in rural communities. In recent years, the impacts of drought brought on by climate change and variability have had an adverse effect on local livelihoods. In the department of Cauca and Valle del Cauca, around 330 Afro-descendants and highly food insecure displaced families have benefited from the construction of innovative systems of water harvesting to collect and store rainwater in a safe, hygienic and efficient way.

WFP also contributed to the development of integration initiatives for former FARC combatants and victims of the conflict. WFP supported the creation and recovery of assets to: i) restore their livelihoods to access food and increase their income; ii) enhance social cohesion and social fabric restoration, (iii) access institutional markets such as the School Feeding Programme in La Guajira, and (iv) strengthen resilience to the effects of climate change and enhance the adaptive capacity of communities.

Adaptation Fund Binational Project

Funding from the Adaptation Fund was secured to strengthen the adaptive capacity of vulnerable women and men, civil society and local government entities to respond to climatic shocks and promote the food security and nutrition of Awá and Afro communities in two watersheds in the Colombia-Ecuador border area. This project is a joint effort of the ministries of

Environment of Ecuador and Colombia, community-based organizations, community leaders of Awá and Afro communities, and WFP. In 2018, a climate risk assessment methodology (food security and nutrition, environment, livelihoods, access to natural resources and security) and tools were designed and validated with Awá and Afro leaders. Activities and additional studies will continue throughout 2019.

WFP improved access to food and strengthened communities' resilience

Results related to the frequency of food consumption in rural communities vulnerable to climate change were similar to those of populations in emergencies. WFP interventions have increased the proportion of families consuming foods rich in protein and vitamin A on a daily basis from 54 to 89 percent. More importantly, WFP interventions allowed targeted households to reduce the proportion of food expenditure from 73 to 54 percent, allowing them to cover other basic needs such as health and education. Over 89 percent of households reduced the use of negative coping strategies that directly affected food consumption, such as limiting portion sizes during meals, restricting women's food consumption for the benefit of the children and reducing the number of meals eaten per day. The use of critical coping strategies dropped from 20 to 11 percent.

Cross-cutting Results

Progress towards gender equality

Improved gender equality and women's empowerment among WFP-assisted population

Colombia is ranked 90 out of 189 on the Gender Inequality Index (UNDP, 2018). Women's participation in the labour market is 40 percent lower than that of men and their average income is 68 percent lower. Moreover, the last agricultural census showed that men control 59.5 percent of agricultural farms, while women control only 24 percent (DANE, 2015). The Colombian Government has registered more than four million women as victims of the armed conflict.

Awareness raising on gender equity, women's rights and the prevention of gender-based violence are cross-cutting across all WFP interventions. WFP has strengthened the capacities of sub-office teams and cooperating partners on gender issues. Training sessions included topics such as gender equality, gender-based violence and gender analysis. In some indigenous Wayuu communities in La Guajira, these activities have resulted in men taking up more activities culturally related to women, such as water collection, and in women delaying motherhood.

In partnership with regional and local governments, WFP has promoted the social and economic empowerment of female smallholder farmers. In the departments of Antioquia and Cordoba, WFP supported around 300 rural women to improve their food security and income-generation capacity, contributing to their empowerment. Women have reached a higher level of independence and autonomy, which decreased the socio-economic gap between men and women. Additionally, participating women have increased their self-esteem, by leading businesses and contributing to the household income. In the departments of Nariño and Cauca, WFP has supported 20 organizations (230 women) dedicated to income-generating activities.

In the framework of the peace agreement, 50 Afro-Colombian women leaders participated in a training course aimed at strengthening their capacities to become active in a regional peace-building agenda. This course was delivered in partnership with the Mayor's Office of Quibdó (capital of Chocó).

An initiative implemented by the Pasto sub-office in Nariño is teaching men and women on 'new masculinities'. Women and their male partners receive trainings on economic empowerment, the importance of sharing unpaid care activities, domestic work and awareness on gender-based violence (GBV). As a consequence, men are participating more actively in childcare and GBV in the family has been reduced.

In partnership with the Governorship of Antioquia and local partners, 266 vulnerable women who had been affected by the internal conflict, GBV or early

motherhood, received psychosocial, medical, nutritional and legal assistance. Simultaneously, they participated in economic empowerment and employability activities.

WFP carried out a study in partnership with UN Women, Emory University and Universidad Nacional de Colombia to collect evidence on how women's skills-based economic empowerment impacts household food security and women's risk of becoming victims of intimate partner violence (IPV). The main conclusion of the study was that the integration of gender-rights trainings into WFP's market-access activities helped reduce women's risks of experiencing IPV. Thus, a multi-sectoral empowerment programme could be the best practice for engaging smallholder farmers in Colombia in diminishing household poverty and food insecurity while economically empowering women and reducing women's risks of experiencing IPV.

Protection

Affected populations are able to benefit from WFP programmes in a manner that ensures and promotes their safety, dignity and integrity

Protection and security challenges are largely related to the presence of diverse armed actors in areas of WFP intervention. Despite progress in the implementation of the peace agreement, the demobilization of the Revolutionary Armed Forces of Colombia (FARC) has led to an increase in territorial disputes among existing and new armed groups. In some regions of the country, populations still face security challenges (forced displacement, assassinations of community leaders, confinement, violence against women, being caught in crossfire and extortion). To mitigate these risks, cooperating partners familiar with the security situation and having extensive experience in the field were involved in various mitigation measures.

Protection challenges are also related to the massive influx of migrants from Venezuela. People coming from Venezuela face very serious risks, including exploitation, trafficking, insecurity, gender-based violence and recruitment into armed groups. These risks are particularly high for girls and boys who are separated from their families.

As part of WFP Colombia's protection strategy, focal points were defined for each sub-office and work team. WFP provided protection related trainings for staff and cooperating partners in order to sensitize beneficiaries to personal rights, the prevention of gender-based violence, entitlement and distribution procedures, timing and location of activities as well as complaint and feedback procedures. Furthermore, WFP is issuing information on protection from sexual exploitation and abuse on a continuous basis. It has been made clear to beneficiaries that services or favours are not required in exchange for food



assistance.

Beneficiary data is confidential and are only used for programme implementation. Agreements are elaborated with the communities to guarantee respect, responsibility and participation throughout all activities.

Food delivery and training activities were held at an appropriate time and in safe locations, chosen by the beneficiary communities. Relevant information is continuously updated and shared with community leaders, which contributes to a reduction in protection issues. WFP's programme participants usually live in remote rural settings. In some regions, cooperating partners provide transportation to participants to redeem their vouchers at the stores. Thanks to these measures, participants did not encounter safety problems on their way to food delivery, voucher redemption and other activity locations. In addition, measures were taken to ensure that the activities of the Country Strategic Plan (CSP) would not generate additional workload without proportional benefits.

In its emergency response, WFP endeavours to deliver assistance that is dignifying for vulnerable populations and meets the needs and priorities of women, men, girls, and boys in an effort to bridge the gender gap in food security. WFP ensures that children, women, elderly and persons living with disabilities are prioritised in community kitchens. Voucher distributions are managed in a way that reduces waiting times and provides a safe and comfortable space for the people in line. The food basket provided by WFP reflects not only a balanced diet, but also the cultural preferences of the assisted Venezuelan and Colombian populations.

Accountability to affected populations

Affected populations are able to hold WFP and partners accountable for meeting their hunger needs in a manner that reflects their views and preferences

During project formulation, sub-offices carry out participatory assessments with cooperating partners to identify the participants' main needs, the project's intervention timeline and the topics to be covered through training sessions. Men, women, boys and girls participate in these initial needs assessments to capture the needs and concerns of each group. In the departments of Putumayo, Antioquia and Chocó, for example, WFP carried out participatory activities with communities to select the assets to be created or improved.

Before project implementation, all food assistance participants, cooperating partners and stakeholders are informed about WFP's objectives and strategies. At least one member per beneficiary family attends information sessions which are often carried out jointly with cooperating partners. In these sessions,

participants are informed of WFP's general assistance in the country, the targeting criteria, objectives, activities and transfer modalities. Any questions concerning WFP's activities are also clarified. Around 89 percent of the households interviewed received information regarding the activities in which they participated along with information about the criteria associated with different types of WFP assistance.

Using a participatory methodology (using drawings to describe results), WFP carried out workshops with communities to disseminate the results of the decentralized evaluation. Over 300 beneficiaries drew their situation before and after WFP activities, capturing the learnings and impact among their communities.

Citizen participation plays a key role in WFP's School Feeding Programme in La Guajira. WFP has conducted several public meetings where citizens can engage in dialogue, discuss issues related to the programme and propose both corrective and preventive actions. Territorial authorities, representatives of the national Government, citizens, parents, and community leaders participated in these meetings.

WFP also reinforced the local committees of the School Feeding Programme, composed of teachers, students and parents. These committees aim to promote participation, ownership and an adequate oversight of the implementation of the School Feeding Programme. Children participated in the creation of billboards and other promotional materials for programme as well as in satisfaction surveys concerning the programme, particularly food preferences.

WFP Colombia has three beneficiary feedback and complaint mechanisms to enhance its accountability and interaction with the beneficiaries: a helpline, suggestion boxes and focus group discussions. The mechanism most used by beneficiaries is the helpline, operating since 2017 for the School Feeding Programme in La Guajira. In 2018, the CO scaled up this mechanism among the migrant population and beneficiaries of all CSP activities. Beneficiaries can use either phone calls or WhatsApp instant messages and emails. The service is available from Monday to Friday, while calls received on weekends are logged in and followed up during the week.

WFP has received 1,800 calls, 224 WhatsApp messages and 34 emails. Most were from WFP beneficiaries (76 percent women), mainly migrants from Venezuela. The M&E team records and updates the issues in a database. After the analysis, the issues are submitted to the relevant units. This process ensures that appropriate action is taken. Moreover, WFP carries out remote post distribution monitoring related to assistance.

Migrant Crisis

WFP's assistance to Venezuelan migrants and Colombian returnees is concentrated in the three departments along the border with Venezuela (Norte de Santander, Arauca and La Guajira) and the department of Nariño near the border with Ecuador. Nariño receives a large influx of migrants, many of whom arrive to Colombia by foot and continue trekking to other countries. WFP strengthened the capacities of these departments to offer timely and appropriate assistance.

Between April and December 2018, WFP assisted 290,926 Venezuelan migrants, Colombian returnees and members of host communities.

Using the hot meals modality, WFP and its cooperating partners assisted 191,977 people in 30 community kitchens. Migrants typically visit community kitchens for a period of 15-30 days. They can access the kitchens for longer periods if vulnerability levels are particularly high. According to post-distribution monitoring results, 60 percent of the interviewed households affirmed that they did not have food sources other than WFP's assistance. In addition, a majority of the beneficiaries expressed satisfaction with the quantity and quality of food served.

WFP has assisted 91,264 people with monthly value vouchers allowing them to purchase food covering 2,100 kilocalories per day per family member for a period of three months. WFP and partners have also provided food kits to assist indigenous communities in Alta Guajira that receive a significant number of migrants with no access to retail shops to buy food.

In collaboration with the Ministry of Education of Colombia, WFP has provided school meals to 7,685 children in schools with a high concentration of Venezuelan and Colombian returnee students. The objective of this activity is to assist vulnerable children and reduce their protection risks by promoting school enrolment and attendance and encouraging their integration into host communities.

WFP, FAO and UNICEF worked together in a Central Emergency Response funded project focusing on food-security and nutrition in order to support vulnerable migrants and host communities in the most affected areas bordering Venezuela. The project aimed at (i) ensuring food availability through food assistance, (ii) ensuring adequate nutrition to migrant and host populations by addressing severe and acute malnutrition and promoting key nutritional practices, and (iii) re-establishing food production systems in host communities.

In 2018, WFP's capacity to scale up has faced several challenges including:

- the limited capacities of local implementing partners. WFP identified, therefore, new partners, built relationships with local NGOs and enhanced

their capacities.

- security issues linked to the presence of armed groups. WFP has deployed local security staff in the targeted departments to identify risks and mitigate threats for staff and operations.
- the reluctance of certain local officials to allow food assistance activities, which they believe will serve as a magnet attracting more migrants to already overburdened cities and towns. WFP has engaged in a dialogue with local governments to address their concerns and ensure that the needs of the most vulnerable people are met.
- WFP planned to provide complementary nutritional support for pregnant and lactating women and children aged 6-59 months who are at high risk of malnutrition. As *Bienestarina*, the nationally-produced product is currently not available and the Government of Colombia does not allow the importation of any complementary food products, WFP reoriented its nutrition efforts to focus on a communication strategy to deliver key messages on nutrition and healthy eating habits to enhance the nutritional status of vulnerable migrants.

WFP will continue its assistance to migrants in 2019 with attention to strengthening partnerships and coordination with the Government at national and local levels with a view to contribute to long-term solutions and socio-economic integration.



Figures and Indicators

Data Notes

Summary

Cover page photo © WFP/Mike Bloem
Children in school classroom in Colombia

Strategic outcome 04

For the indicator “Percentage of WFP food procured from pro-smallholder farmer aggregation systems”, the target for 2018 was zero. Smallholder farmer organizations mainly produce perishable foods (fruits, vegetables, dairy products, etc.), which are not included in WFP corporate food safety and quality procedures; therefore, the country office cannot purchase perishable foods. Regarding non-perishable foods, they are already provided by donors (USAID/FFP).

In order to stimulate access to markets, WFP has established commercial agreements with smallholder farmers’ associations. WFP beneficiaries assisted through food vouchers redeem them in sales points belonging to smallholder farmers’ associations, or which procure food from smallholder farmers’ associations. On the other hand, WFP promotes access to institutional markets such as the School Meals Programme.

Progress towards gender equality

The target for the indicator “Proportion of households where women, men, or both women and men make decisions on the use of food/ Decisions jointly made by women and men”, was not reached. In-kind modality was generally used to timely assist emergency situations, mainly massive forced displacements, in remote rural areas of the country. Also, the assistance period for these activities was short (from 1 or 3 months). Taking into account the conditions mentioned above, and also considering that changes regarding gender relations (i.e. increased power for women in decision-making regarding food security and nutrition in households) need medium and long-term interventions, the progress made towards the indicator target was 50 percent.

Beneficiaries by Age Group

Beneficiary Category	Gender	Planned	Actual	% Actual vs. Planned
Total Beneficiaries	male	331,984	243,720	73.4%
	female	312,682	293,108	93.7%
	total	644,666	536,828	83.3%
By Age Group				
Adults (18 years plus)	male	101,121	126,155	124.8%
	female	89,421	155,680	174.1%
	total	190,542	281,835	147.9%

Beneficiary Category	Gender	Planned	Actual	% Actual vs. Planned
Children (5-18 years)	male	172,631	83,745	48.5%
	female	165,029	102,534	62.1%
	total	337,660	186,279	55.2%
Children (under 5 years)	male	58,232	33,820	58.1%
	female	58,232	34,894	59.9%
	total	116,464	68,714	59.0%

Beneficiaries by Residence Status

Residence Status	Planned	Actual	% Actual vs. Planned
Refugee	143,092	217,952	152.3%
IDP	106,114	101,997	96.1%
Returnee	56,580	63,346	112.0%
Resident	338,881	153,533	45.3%

Annual Food Distribution (mt)

Commodities	Planned Distribution (mt)	Actual Distribution (mt)	% Actual vs. Planned
Strategic Result 1: Everyone has access to food			
Strategic Outcome: Access to food - Victims of violence, marginalized communities and vulnerable ethnic populations have adequate access at all times to nutritious foods and diversified diets and are supported in establishing or enhancing their livelihoods			
Rice	936	1,027	109.7%
Corn Soya Blend	61	0	-
Vegetable Oil	154	157	101.8%
Beans	0	346	-
Lentils	314	31	9.9%
Strategic Result 2: No one suffers from malnutrition			
Strategic Outcome: End Malnutrition - Communities and families have the capacities to prevent malnutrition in all its forms, with a focus on leaving nobody behind in marginalized urban and remote rural areas			
Maize	0	15	-

Commodities	Planned Distribution (mt)	Actual Distribution (mt)	% Actual vs. Planned
Maize Meal	416	39	9.3%
Pasta	0	4	-
Rice	1,403	58	4.1%
Wheat Flour	0	5	-
Dried Whole Milk	0	34	-
Uht Milk	2,774	34	1.2%
Canned Fish	111	16	14.3%
Biscuits	0	10	-
High Energy Biscuits	2	0	-
Micronutrient Powder	7	0	-
Iodised Salt	28	5	19.8%
Sugar	333	28	8.4%
Vegetable Oil	321	23	7.2%
Beans	250	7	2.8%
Lentils	394	36	9.1%
Strategic Result 4: Food systems are sustainable			
Strategic Outcome: Sustainable food systems - Rural ethnic rural communities in vulnerable areas have increased capacity to recover from shocks and adapt to climate change			
Rice	72	0	-
Vegetable Oil	12	0	-
Lentils	24	0	-

Annual CBT and Commodity Voucher Distribution (USD)

Modality	Planned Distribution (CBT)	Actual Distribution (CBT)	% Actual vs. Planned
Strategic Result 1: Everyone has access to food			
Strategic Outcome: Access to food - Victims of violence, marginalized communities and vulnerable ethnic populations have adequate access at all times to nutritious foods and diversified diets and are supported in establishing or enhancing their livelihoods			
Cash	3,782,160	0	-

Modality	Planned Distribution (CBT)	Actual Distribution (CBT)	% Actual vs. Planned
Value Voucher	31,455,636	12,886,629	41.0%
Strategic Result 2: No one suffers from malnutrition			
Strategic Outcome: End Malnutrition - Communities and families have the capacities to prevent malnutrition in all its forms, with a focus on leaving nobody behind in marginalized urban and remote rural areas			
Cash	252,144	0	-
Value Voucher	6,935,000	4,193,858	60.5%
Strategic Result 4: Food systems are sustainable			
Strategic Outcome: Sustainable food systems - Rural ethnic rural communities in vulnerable areas have increased capacity to recover from shocks and adapt to climate change			
Cash	806,861	0	-
Value Voucher	416,160	1,525,915	366.7%
Strategic Result 5: Countries have strengthened capacity to implement the SDGs			
Strategic Outcome: Capacity Strengthening - Local government and civil-society organizations have strengthened capacities to implement accountable programmes that contribute to reducing food insecurity and malnutrition.			
Cash	201,696	0	-

Output Indicators

Detailed Indicator	Unit	Target Value	Actual Value	% Achieved
Strategic Result 5: Countries have strengthened capacity to implement the SDGs				
Strategic Outcome 01: Capacity Strengthening - Local government and civil-society organizations have strengthened capacities to implement accountable programmes that contribute to reducing food insecurity and malnutrition.				
Output C: 1.1 Technical support provided for policy development, the design, delivery and evaluation of programmes, and evidence generation				
Act 01. Strengthen the capacities of territorial actors to plan, implement and evaluate food security and nutrition policies and programmes				
Number of technical assistance activities provided	unit	-	6.0	0.0
Number of people trained	individual	100.0	28.0	28.0
Number of people trained (Skills: Project management)	individual	15.0	15.0	100.0
Number of technical support activities provided on food security monitoring and food assistance	activity	50.0	50.0	100.0
Number of training sessions for beneficiaries carried out (community preparedness, early warning, disaster risk reduction, and climate change adaptation)	training session	1.0	1.0	100.0
Output C: 1.2 South-South cooperation facilitated to support capacity strengthening in disaster risk reduction and implementation of social programmes				
Act 01. Strengthen the capacities of territorial actors to plan, implement and evaluate food security and nutrition policies and programmes				
Number of training sessions/workshop organized	training session	18.0	18.0	100.0
Output K: 1.1 Technical support provided for policy development, the design, delivery and evaluation of programmes, and evidence generation				
Act 01. Strengthen the capacities of territorial actors to plan, implement and evaluate food security and nutrition policies and programmes				
Number of partners supported	partner	2.0	2.0	100.0
Strategic Result 1: Everyone has access to food				
Strategic Outcome 02: Access to food - Crisis-affected populations, including victims of violence, natural disasters and shocks, marginalized communities and vulnerable ethnic populations have adequate access at all times to nutritious foods and diversified diets, and are supported in establishing or improving their livelihoods				
Output C: 2.1 Targeted recipients have access to food in sufficient quantity and quality and in a timely manner				
Act 03. Support crisis-affected populations				
Number of training sessions for beneficiaries carried out (livelihood-support/agriculture&farming;/IGA/NRM)	training session	30.0	30.0	100.0
Number of people trained in disaster preparedness	individual	71.0	71.0	100.0

Detailed Indicator	Unit	Target Value	Actual Value	% Achieved
Number of people trained in health, nutrition and healthy lifestyles	individual	5000.0	7042.0	140.8
Number of people trained in hygiene and sanitation	individual	350.0	281.0	80.3
Number of people trained in hygiene promotion	individual	1100.0	1145.0	104.1
Number of people trained (organizational skills, management and marketing skills)	individual	3400.0	2576.0	75.8
Number of people trained (Peace building/Protection/Human rights/Resilience/Citizen participation/ Gender-related issues)	individual	6000.0	5812.0	96.9
Number of people trained (Skills: Environmental protection)	individual	700.0	461.0	65.9
Number of people trained (Skills: Livelihood technologies)	individual	4000.0	4124.0	103.1
Number of people trained (Skills: Project management)	individual	-	-	0.0
Number of technical assistance activities provided	unit	20.0	21.0	105.0
Number of technical support activities provided on food security monitoring and food assistance	activity	180.0	180.0	100.0
Number of technical support activities provided on food security monitoring and food assistance, by type (technical workshops, meetings at national and sub-national level)	activity	10.0	35.0	350.0
Number of training sessions for beneficiaries carried out (health and nutrition)	training session	45.0	56.0	124.4
Number of training sessions for beneficiaries carried out (livelihood-support/agriculture&farming;/IGA/NRM)	training session	30.0	120.0	400.0
Number of training sessions/workshop organized	training session	10.0	141.0	1,410.0
Output D: 2.1 Targeted recipients have access to food in sufficient quantity and quality and in a timely manner				
Act 03. Support crisis-affected populations				
Hectares (ha) of community woodlots	Ha	-	-	0.0
Hectares (ha) of community woodlots/forest protected	Ha	4.0	6.0	150.0
Hectares (ha) of cultivated land treated and conserved with physical soil and water conservation measures only	Ha	12.0	12.0	100.0
Hectares (ha) of cultivated land treated with biological stabilization or agro forestry techniques only (including multi-storey gardening, green fences, and various tree belts)	Ha	4.0	6.0	150.0
Hectares (ha) of forests restored	Ha	35.0	36.0	102.9

Detailed Indicator	Unit	Target Value	Actual Value	% Achieved
Hectares (ha) of gardens created	Ha	-	-	0.0
Hectares (ha) of land cultivated	Ha	-	-	0.0
Hectares (ha) of orchards improved/maintained	Ha	15.0	12.0	80.0
Hectares (ha) of staple food planted	Ha	-	-	0.0
Kilometres (km) of feeder roads maintained	Km	15.0	16.0	106.7
Kilometres (km) of feeder roads rehabilitated	Km	4.0	4.0	100.0
Kilometres (km) of footpaths, tracks or trails rehabilitated	Km	25.0	25.0	100.0
Number of assets built, restored or maintained by targeted communities	Number	700.0	802.0	114.6
Number of cereal banks established	Number	-	-	0.0
Number of chicken houses constructed	Number	600.0	600.0	100.0
Number of community gardens established	garden	20.0	32.0	160.0
Number of culverts and drainage systems repaired (between 4-6m in width)	Number	1.0	1.0	100.0
Number of family gardens established	garden	1500.0	1213.0	80.9
Number of fish ponds constructed	Number	100.0	139.0	139.0
Number of latrines constructed	Number	-	-	0.0
Number of school gardens established	Number	1.0	1.0	100.0
Number of social infrastructures rehabilitated (School Building, Facility Center, Community Building, Market Stalls, etc.)	Number	2.0	2.0	100.0
Number of tree seedlings produced	Number	1000.0	1250.0	125.0
Number of water springs developed	Number	5.0	5.0	100.0
Output E: 2.1 Targeted recipients have access to food in sufficient quantity and quality and in a timely manner				
Act 03. Support crisis-affected populations				
Number of men exposed to WFP-supported nutrition messaging	individual	9200.0	4450.0	48.4
Number of women exposed to WFP-supported nutrition messaging	individual	8400.0	6598.0	78.5
Strategic Result 2: No one suffers from malnutrition				
Strategic Outcome 03: End Malnutrition - Communities and families have the capacities to prevent malnutrition in all its forms, with a focus on leaving nobody behind in marginalized urban and remote rural areas				
Output A: 3.4. Targeted schoolchildren in situation of high food insecurity receive nutritious meals				

Detailed Indicator	Unit	Target Value	Actual Value	% Achieved
Act 10. Implement school meals programmes in response to Government requests				
Number of institutional sites assisted	site	292.0	292.0	100.0
Output C: 3.2. Nutrition messages adapted and delivered to targeted populations				
Act 05. Provide food security and nutrition education and behaviour change communication				
Number of people trained in health, nutrition and healthy lifestyles	individual	400.0	420.0	105.0
Output C: 3.5. Efficient school meals models developed, piloted and handed over to local governments.				
Act 10. Implement school meals programmes in response to Government requests				
Number of technical assistance activities provided	unit	10.0	18.0	180.0
Number of cooks trained in nutrition, hygiene and safe food handling	individual	500.0	587.0	117.4
Output E: 3.2. Nutrition messages adapted and delivered to targeted populations				
Act 05. Provide food security and nutrition education and behaviour change communication				
Number of men exposed to WFP-supported nutrition messaging	individual	400.0	480.0	120.0
Number of women exposed to WFP-supported nutrition messaging	individual	350.0	408.0	116.6
Strategic Result 3: Smallholders have improved food security and nutrition				
Strategic Outcome 04: Smallholder productivity and income - Smallholder farmers (women and men) increase their production and marketing capacities sustainably				
Output C: 4.2 Smallholder farmers trained and technical assistance provided in business practices, food security and nutrition, gender and awareness of rights				
Act 07. Provide technical support for rural smallholders				
Number of guidance document developed and circulated	item	2.0	2.0	100.0
Number of technical assistance activities provided	unit	50.0	50.0	100.0
Number of technical support activities provided on food security monitoring and food assistance	activity	299.0	298.0	99.7
Number of training sessions/workshop organized	training session	2.0	2.0	100.0
Output F: 4.1. Nutritious foods purchased by CBT beneficiaries from farmers associations and shops				
Act 08. Stimulate markets with WFP purchases				
Number of smallholder farmers supported by WFP	individual	8000.0	9002.0	112.5
Strategic Result 4: Food systems are sustainable				
Strategic Outcome 05: Sustainable food systems - Rural ethnic rural communities in vulnerable areas have increased capacity to recover from shocks and adapt to climate change				

Detailed Indicator	Unit	Target Value	Actual Value	% Achieved
Output C: 5.1 Traditional knowledge recovered from women and men supports dietary diversity and livelihoods				
Act 09. Build resilience and enhance livelihoods				
Number of technical assistance activities provided	unit	70.0	96.0	137.1
Number of training sessions for beneficiaries carried out (community preparedness, early warning, disaster risk reduction, and climate change adaptation)	training session	10.0	80.0	800.0
Number of training sessions for beneficiaries carried out (health and nutrition)	training session	80.0	83.0	103.8
Number of training sessions for beneficiaries carried out (livelihood-support/agriculture&farming;/IGA/NRM)	training session	80.0	89.0	111.3
Number of training sessions/workshop organized	training session	70.0	105.0	150.0
Output D: 5.2 Assets created to build resilience and incomes for women and men equitably				
Act 09. Build resilience and enhance livelihoods				
Hectares (ha) of agricultural land benefiting from new irrigation schemes (including irrigation canal construction, specific protection measures, embankments, etc)	Ha	30.0	7.0	23.3
Hectares (ha) of community woodlots/forest protected	Ha	140.0	131.0	93.6
Hectares (ha) of cultivated land treated and conserved with physical soil and water conservation measures only	Ha	25.0	25.0	100.0
Hectares (ha) of cultivated land treated with biological stabilization or agro forestry techniques only (including multi-storey gardening, green fences, and various tree belts)	Ha	180.0	181.0	100.6
Hectares (ha) of fodder banks established	Ha	8.0	8.0	100.0
Hectares (ha) of forests restored	Ha	1.0	1.0	100.0
Hectares (ha) of land under crops	Ha	4.0	4.0	100.0
Hectares (ha) of orchards improved/maintained	Ha	10.0	10.0	100.0
Kilometres (km) of live fencing created	Km	20.0	43.5	217.5
Kilometres (km) of live fencing maintained	Km	-	-	0.0
Number of assets built, restored or maintained by targeted communities	Number	90.0	100.0	111.1
Number of chicken houses constructed	Number	50.0	51.0	102.0

Detailed Indicator	Unit	Target Value	Actual Value	% Achieved
Number of community gardens established	garden	15.0	15.0	100.0
Number of community post-harvest structures built	Number	5.0	7.0	140.0
Number of community water ponds for irrigation/livestock use rehabilitated/maintained (3000-8000 cbmt)	Number	1.0	34.0	3,400.0
Number of community water ponds for irrigation/livestock use rehabilitated/maintained (8000-15000 cbmt)	Number	1.0	1.0	100.0
Number of family gardens established	garden	50.0	475.0	950.0
Number of fish ponds constructed	Number	4.0	4.0	100.0
Number of fuel efficient stoves distributed	Number	10.0	10.0	100.0
Number of goats houses constructed	Number	110.0	535.0	486.4
Number of roof catchments constructed	Number	5.0	5.0	100.0
Number of school gardens established	Number	-	-	0.0
Number of social infrastructures rehabilitated (School Building, Facility Center, Community Building, Market Stalls, etc.)	Number	1.0	1.0	100.0
Number of tree seedlings produced	Number	10000.0	15100.0	151.0
Number of wells or shallow wells rehabilitated for domestic use	Number	3.0	3.0	100.0
Output E: 5.1 Traditional knowledge recovered from women and men supports dietary diversity and livelihoods				
Act 09. Build resilience and enhance livelihoods				
Number of men exposed to WFP-supported nutrition messaging	individual	1000.0	1179.0	117.9
Number of women exposed to WFP-supported nutrition messaging	individual	1500.0	1770.0	118.0

Outcome Indicators

Target / Location	Modalities	Activities	Gender	Base Value	Latest Follow Up	Year End Target	CSP End Target	Date/Source/Means of Collection
Strategic Result 5 - Countries have strengthened capacity to implement the SDGs								
Strategic Outcome 01: Capacity Strengthening - Local government and civil-society organizations have strengthened capacities to implement accountable programmes that contribute to reducing food insecurity and malnutrition.								
Outcome Indicator: Zero Hunger Capacity Scorecard / % process milestones completed along All Pathways (Full CCS portfolio)								
Colombia	CSI: Develop and evaluate innovative food and nutrition models, CSI: Strengthen the capacities of territorial actors to plan, implement and evaluate food security and nutrition policies and programmes	Capacity Strengthening	male	-	-	-	-	Base Value: 2017.08, WFP programme monitoring, WFP Monitoring
			female	-	-	-	-	
			overall	0	-	-	≥90.00	
Outcome Indicator: Zero Hunger Capacity Scorecard / % process milestones completed along Pathway 1 (Policies and legislation)								

Target / Location	Modalities	Activities	Gender	Base Value	Latest Follow Up	Year End Target	CSP End Target	Date/Source/Means of Collection
Colombia	CSI: Develop and evaluate innovative food and nutrition models, CSI: Strengthen the capacities of territorial actors to plan, implement and evaluate food security and nutrition policies and programmes	Capacity Strengthening	male	-	-	-	-	Base Value: 2017.08, WFP programme monitoring, WFP Monitoring
			female	-	-	-	-	
			overall	0	-	-	≥90.00	
Outcome Indicator: Zero Hunger Capacity Scorecard / % process milestones completed along Pathway 4 (National programme design and delivery)								
Colombia	CSI: Develop and evaluate innovative food and nutrition models, CSI: Strengthen the capacities of territorial actors to plan, implement and evaluate food security and nutrition policies and programmes	Capacity Strengthening	male	-	-	-	-	Base Value: 2017.08, WFP programme monitoring, WFP Monitoring
			female	-	-	-	-	
			overall	0	-	-	≥90.00	
Strategic Result 1 - Everyone has access to food								
Strategic Outcome 02: Access to food - Crisis-affected populations, including victims of violence, natural disasters and shocks, marginalized communities and vulnerable ethnic populations have adequate access at all times to nutritious foods and diversified diets, and are supported in establishing or improving their livelihoods								
Outcome Indicator: Consumption-based Coping Strategy Index (Percentage of households with reduced CSI)								

Target / Location	Modalities	Activities	Gender	Base Value	Latest Follow Up	Year End Target	CSP End Target	Date/Source/Means of Collection
Colombia	URT: Support crisis-affected populations	Food, Value Voucher	male	0	72.00	≥70.00	≥70.00	Base Value: 2017.08, WFP survey, Baseline Survey Latest Follow-up: 2018.12, WFP survey, WFP Monitoring Year end Target: 2018.12 CSP end Target: 2021.12
			female	0	71.00	≥70.00	≥70.00	
			overall	0	71.00	≥70.00	≥70.00	
Outcome Indicator: Dietary Diversity Score								
Colombia	URT: Support crisis-affected populations	Food, Value Voucher	male	5.40	6.60	=7	=7	Base Value: 2017.08, WFP survey, Baseline Survey Latest Follow-up: 2018.12, WFP survey, WFP Monitoring Year end Target: 2018.12 CSP end Target: 2021.12
			female	5.80	6.40	=7	=7	
			overall	5.70	6.50	=7	=7	
Outcome Indicator: Food Consumption Score – Nutrition / Percentage of households that consumed Hem Iron rich food daily (in the last 7 days)								
Colombia	URT: Support crisis-affected populations	Food, Value Voucher	male	8	25.40	≥35.00	≥35.00	Base Value: 2017.08, WFP survey, Baseline Survey Latest Follow-up: 2018.12, WFP survey, WFP Monitoring Year end Target: 2018.12 CSP end Target: 2021.12
			female	3	11.70	≥35.00	≥35.00	
			overall	5	14.50	≥35.00	≥35.00	
Outcome Indicator: Food Consumption Score – Nutrition / Percentage of households that consumed Protein rich food daily (in the last 7 days)								
Colombia	URT: Support crisis-affected populations	Food, Value Voucher	male	43.00	74.60	≥70.00	≥70.00	Base Value: 2017.08, WFP survey, Baseline Survey Latest Follow-up: 2018.12, WFP survey, WFP Monitoring Year end Target: 2018.12 CSP end Target: 2021.12
			female	52.00	83.50	≥70.00	≥70.00	
			overall	49.00	81.70	≥70.00	≥70.00	
Outcome Indicator: Food Consumption Score – Nutrition / Percentage of households that consumed Vit A rich food daily (in the last 7 days)								

Target / Location	Modalities	Activities	Gender	Base Value	Latest Follow Up	Year End Target	CSP End Target	Date/Source/Means of Collection
Colombia	URT: Support crisis-affected populations	Food, Value Voucher	male	31.00	55.60	≥65.00	≥65.00	Base Value: 2017.08, WFP survey, Baseline Survey Latest Follow-up: 2018.12, WFP survey, WFP Monitoring Year end Target: 2018.12 CSP end Target: 2021.12
			female	46.00	69.40	≥65.00	≥65.00	
			overall	41.00	66.60	≥65.00	≥65.00	
Outcome Indicator: Food Consumption Score – Nutrition / Percentage of households that never consumed Hem Iron rich food (in the last 7 days)								
Colombia	URT: Support crisis-affected populations	Food, Value Voucher	male	5	1.60	≤5	≤5	Base Value: 2017.08, WFP survey, Baseline Survey Latest Follow-up: 2018.12, WFP survey, WFP Monitoring Year end Target: 2018.12 CSP end Target: 2021.12
			female	10.00	4.40	≤5	≤5	
			overall	8	3.90	≤5	≤5	
Outcome Indicator: Food Consumption Score – Nutrition / Percentage of households that never consumed Protein rich food (in the last 7 days)								
Colombia	URT: Support crisis-affected populations	Food, Value Voucher	male	2	0	=0	=0	Base Value: 2017.08, WFP survey, Baseline Survey Latest Follow-up: 2018.12, WFP survey, WFP Monitoring Year end Target: 2018.12 CSP end Target: 2021.12
			female	1	0	=0	=0	
			overall	1	0	=0	=0	
Outcome Indicator: Food Consumption Score – Nutrition / Percentage of households that never consumed Vit A rich food (in the last 7 days)								
Colombia	URT: Support crisis-affected populations	Food, Value Voucher	male	18.00	4.80	≤5	≤5	Base Value: 2017.08, WFP survey, Baseline Survey Latest Follow-up: 2018.12, WFP survey, WFP Monitoring Year end Target: 2018.12 CSP end Target: 2021.12
			female	12.00	1.60	≤5	≤5	
			overall	14.00	2.30	≤5	≤5	
Outcome Indicator: Food Consumption Score – Nutrition / Percentage of households that sometimes consumed Hem Iron rich food (in the last 7 days)								

Target / Location	Modalities	Activities	Gender	Base Value	Latest Follow Up	Year End Target	CSP End Target	Date/Source/Means of Collection
Colombia	URT: Support crisis-affected populations	Food, Value Voucher	male	87.00	73.00	≥60.00	≥60.00	Base Value: 2017.08, WFP survey, Baseline Survey Latest Follow-up: 2018.12, WFP survey, WFP Monitoring Year end Target: 2018.12 CSP end Target: 2021.12
			female	87.00	83.90	≥60.00	≥60.00	
			overall	87.00	81.70	≥60.00	≥60.00	
Outcome Indicator: Food Consumption Score – Nutrition / Percentage of households that sometimes consumed Protein rich food (in the last 7 days)								
Colombia	URT: Support crisis-affected populations	Food, Value Voucher	male	55.00	25.40	≥30.00	≥30.00	Base Value: 2017.08, WFP survey, Baseline Survey Latest Follow-up: 2018.12, WFP survey, WFP Monitoring Year end Target: 2018.12 CSP end Target: 2021.12
			female	48.00	16.50	≥30.00	≥30.00	
			overall	50.00	18.30	≥30.00	≥30.00	
Outcome Indicator: Food Consumption Score – Nutrition / Percentage of households that sometimes consumed Vit A rich food (in the last 7 days)								
Colombia	URT: Support crisis-affected populations	Food, Value Voucher	male	51.00	39.70	≥30.00	≥30.00	Base Value: 2017.08, WFP survey, Baseline Survey Latest Follow-up: 2018.12, WFP survey, WFP Monitoring Year end Target: 2018.12 CSP end Target: 2021.12
			female	42.00	29.00	≥30.00	≥30.00	
			overall	45.00	31.20	≥30.00	≥30.00	
Outcome Indicator: Food Consumption Score / Percentage of households with Acceptable Food Consumption Score								
Colombia	URT: Support crisis-affected populations	Value Voucher	male	60.70	100.00	≤75.00	≤75.00	Base Value: 2018.09, WFP survey, Baseline Survey Latest Follow-up: 2018.12, WFP survey, WFP Monitoring Year end Target: 2018.06 CSP end Target: 2021.12
			female	67.90	94.40	≤75.00	≤75.00	
			overall	66.40	95.40	≤75.00	≤75.00	
Outcome Indicator: Food Consumption Score / Percentage of households with Borderline Food Consumption Score								

Target / Location	Modalities	Activities	Gender	Base Value	Latest Follow Up	Year End Target	CSP End Target	Date/Source/Means of Collection
Colombia	URT: Support crisis-affected populations	Value Voucher	male	14.30	0	≤20.00	≤20.00	Base Value: 2018.09, WFP survey, Baseline Survey Latest Follow-up: 2018.12, WFP survey, WFP Monitoring Year end Target: 2018.06 CSP end Target: 2021.12
			female	17.00	3.70	≤20.00	≤20.00	
			overall	16.40	3.10	≤20.00	≤20.00	
Outcome Indicator: Food Consumption Score / Percentage of households with Poor Food Consumption Score								
Colombia	URT: Support crisis-affected populations	Value Voucher	male	25.00	0	≥5	≥5	Base Value: 2018.09, WFP survey, Baseline Survey Latest Follow-up: 2018.12, WFP survey, WFP Monitoring Year end Target: 2018.06 CSP end Target: 2021.12
			female	15.10	1.90	≥5	≥5	
			overall	17.20	1.50	≥5	≥5	
Outcome Indicator: Food Expenditure Share								
Colombia	URT: Support crisis-affected populations	Food, Value Voucher	male	67.00	57.00	≤50.00	≤50.00	Base Value: 2017.08, WFP survey, WFP Monitoring Latest Follow-up: 2018.12, WFP survey, WFP Monitoring Year end Target: 2018.12 CSP end Target: 2021.12
			female	65.00	48.20	≤50.00	≤50.00	
			overall	66.00	49.60	≤50.00	≤50.00	
Outcome Indicator: Livelihood-based Coping Strategy Index (Percentage of households using coping strategies) / Percentage of households not using livelihood based coping strategies								
Colombia	URT: Support crisis-affected populations	Food, Value Voucher	male	3	11.00	≥15.00	≥35.00	Base Value: 2017.08, WFP survey, Baseline Survey Latest Follow-up: 2018.12, WFP survey, WFP Monitoring Year end Target: 2018.12 CSP end Target: 2021.12
			female	0	25.00	≥15.00	≥35.00	
			overall	1	22.00	≥15.00	≥35.00	
Outcome Indicator: Livelihood-based Coping Strategy Index (Percentage of households using coping strategies) / Percentage of households using crisis coping strategies								

Target / Location	Modalities	Activities	Gender	Base Value	Latest Follow Up	Year End Target	CSP End Target	Date/Source/Means of Collection
Colombia	URT: Support crisis-affected populations	Food, Value Voucher	male	42.00	29.00	≤25.00	≤25.00	Base Value: 2017.08, WFP survey, Baseline Survey Latest Follow-up: 2018.12, WFP survey, WFP Monitoring Year end Target: 2018.12 CSP end Target: 2021.12
			female	30.00	26.00	≤25.00	≤25.00	
			overall	34.00	27.00	≤25.00	≤25.00	
Outcome Indicator: Livelihood-based Coping Strategy Index (Percentage of households using coping strategies) / Percentage of households using emergency coping strategies								
Colombia	URT: Support crisis-affected populations	Food, Value Voucher	male	33.00	36.00	≤30.00	≤15.00	Base Value: 2017.08, WFP survey, Baseline Survey Latest Follow-up: 2018.12, WFP survey, WFP Monitoring Year end Target: 2018.12 CSP end Target: 2021.12
			female	38.00	27.00	≤30.00	≤15.00	
			overall	37.00	29.00	≤30.00	≤15.00	
Outcome Indicator: Livelihood-based Coping Strategy Index (Percentage of households using coping strategies) / Percentage of households using stress coping strategies								
Colombia	URT: Support crisis-affected populations	Food, Value Voucher	male	22.00	24.00	≤30.00	≤25.00	Base Value: 2017.08, WFP survey, Baseline Survey Latest Follow-up: 2018.12, WFP survey, WFP Monitoring Year end Target: 2018.12 CSP end Target: 2021.12
			female	31.00	22.00	≤30.00	≤25.00	
			overall	28.00	22.00	≤30.00	≤25.00	
Outcome Indicator: Minimum Dietary Diversity – Women								
Colombia	URT: Support crisis-affected populations	Food, Value Voucher	male	-	-	-	-	Base Value: 2017.08, WFP survey, WFP Monitoring Latest Follow-up: 2018.12, WFP survey, WFP Monitoring Year end Target: 2018.12 CSP end Target: 2021.12
			female	-	-	-	-	
			overall	79.00	86.00	≥80.00	≥90.00	
Strategic Result 2 - No one suffers from malnutrition								

Target / Location	Modalities	Activities	Gender	Base Value	Latest Follow Up	Year End Target	CSP End Target	Date/Source/Means of Collection
Strategic Outcome 03: End Malnutrition - Communities and families have the capacities to prevent malnutrition in all its forms, with a focus on leaving nobody behind in marginalized urban and remote rural areas								
Outcome Indicator: Retention rate								
La Guajira	SMP: Implement school meals programmes in response to Government requests	Food, Value Voucher	male	-	-	-	-	Base Value: 2017.08, WFP programme monitoring, WFP Monitoring Latest Follow-up: 2018.12, WFP programme monitoring, WFP Monitoring Year end Target: 2018.12 CSP end Target: 2021.12
			female	-	-	-	-	
			overall	0	93.20	≥90.00	≥96.00	
Strategic Result 3 - Smallholders have improved food security and nutrition								
Strategic Outcome 04: Smallholder productivity and income - Smallholder farmers (women and men) increase their production and marketing capacities sustainably								
Outcome Indicator: Percentage of smallholder farmers selling through WFP-supported farmer aggregation systems								
Colombia	SMS: Provide technical support for rural smallholders	Capacity Strengthening	male	0	20.00	≥50.00	≥50.00	Base Value: 2017.08, WFP programme monitoring, WFP Monitoring Latest Follow-up: 2018.12, WFP programme monitoring, WFP Monitoring Year end Target: 2018.12 CSP end Target: 2021.12
			female	0	50.00	≥50.00	≥50.00	
			overall	0	70.00	≥50.00	≥50.00	
Outcome Indicator: Percentage of WFP food procured from pro-smallholder farmer aggregation systems								
Colombia	SMS: Stimulate markets with WFP purchases	Food	male	-	-	-	-	Base Value: 2017.08, WFP programme monitoring, WFP Monitoring Latest Follow-up: 2018.12, WFP programme monitoring, WFP Monitoring Year end Target: 2018.12 CSP end Target: 2021.12
			female	-	-	-	-	
			overall	0	0	≥0	≥0	
Strategic Result 4 - Food systems are sustainable								
Strategic Outcome 05: Sustainable food systems - Rural ethnic rural communities in vulnerable areas have increased capacity to recover from shocks and adapt to climate change								

Target / Location	Modalities	Activities	Gender	Base Value	Latest Follow Up	Year End Target	CSP End Target	Date/Source/Means of Collection
Outcome Indicator: Consumption-based Coping Strategy Index (Percentage of households with reduced CSI)								
Colombia	CAR: Build resilience and enhance livelihoods	Value Voucher	male	0	86.00	≥80.00	≥80.00	Base Value: 2017.08, WFP survey, Baseline Survey Latest Follow-up: 2018.12, WFP survey, WFP Monitoring Year end Target: 2018.12 CSP end Target: 2021.12
			female	0	90.00	≥80.00	≥80.00	
			overall	0	89.00	≥80.00	≥80.00	
Outcome Indicator: Dietary Diversity Score								
Colombia	CAR: Build resilience and enhance livelihoods	Value Voucher	male	5.60	7	=7	=7	Base Value: 2017.08, WFP survey, WFP Monitoring Latest Follow-up: 2018.12, WFP survey, WFP Monitoring Year end Target: 2018.12 CSP end Target: 2021.12
			female	5.90	7	=7	=7	
			overall	5.80	7	=7	=7	
Outcome Indicator: Food Consumption Score – Nutrition / Percentage of households that consumed Hem Iron rich food daily (in the last 7 days)								
Colombia	CAR: Build resilience and enhance livelihoods	Value Voucher	male	13.00	37.20	≥35.00	≥35.00	Base Value: 2017.08, WFP survey, Baseline Survey Latest Follow-up: 2018.12, WFP survey, WFP Monitoring Year end Target: 2018.12 CSP end Target: 2021.12
			female	10.00	19.10	≥35.00	≥35.00	
			overall	12.00	24.20	≥35.00	≥35.00	
Outcome Indicator: Food Consumption Score – Nutrition / Percentage of households that consumed Protein rich food daily (in the last 7 days)								
Colombia	CAR: Build resilience and enhance livelihoods	Value Voucher	male	73.00	90.70	≥80.00	≥80.00	Base Value: 2017.08, WFP survey, Baseline Survey Latest Follow-up: 2018.12, WFP survey, WFP Monitoring Year end Target: 2018.12 CSP end Target: 2021.12
			female	72.00	90.90	≥80.00	≥80.00	
			overall	72.00	90.80	≥80.00	≥80.00	
Outcome Indicator: Food Consumption Score – Nutrition / Percentage of households that consumed Vit A rich food daily (in the last 7 days)								

Target / Location	Modalities	Activities	Gender	Base Value	Latest Follow Up	Year End Target	CSP End Target	Date/Source/Means of Collection
Colombia	CAR: Build resilience and enhance livelihoods	Value Voucher	male	64.00	83.70	≥80.00	≥80.00	Base Value: 2017.08, WFP survey, Baseline Survey Latest Follow-up: 2018.12, WFP survey, WFP Monitoring Year end Target: 2018.12 CSP end Target: 2021.12
			female	66.00	82.70	≥80.00	≥80.00	
			overall	65.00	83.00	≥80.00	≥80.00	
Outcome Indicator: Food Consumption Score – Nutrition / Percentage of households that never consumed Hem Iron rich food (in the last 7 days)								
Colombia	CAR: Build resilience and enhance livelihoods	Value Voucher	male	7	2.30	≤5	≤5	Base Value: 2017.08, WFP survey, Baseline Survey Latest Follow-up: 2018.12, WFP survey, WFP Monitoring Year end Target: 2018.12 CSP end Target: 2021.12
			female	7	1.80	≤5	≤5	
			overall	7	2	≤5	≤5	
Outcome Indicator: Food Consumption Score – Nutrition / Percentage of households that never consumed Protein rich food (in the last 7 days)								
Colombia	CAR: Build resilience and enhance livelihoods	Value Voucher	male	1	0	=0	=0	Base Value: 2017.08, WFP survey, Baseline Survey Latest Follow-up: 2018.12, WFP survey, WFP Monitoring Year end Target: 2018.12 CSP end Target: 2021.12
			female	0	0	=0	=0	
			overall	1	0	=0	=0	
Outcome Indicator: Food Consumption Score – Nutrition / Percentage of households that never consumed Vit A rich food (in the last 7 days)								
Colombia	CAR: Build resilience and enhance livelihoods	Value Voucher	male	4	0	=0	=0	Base Value: 2017.08, WFP survey, Baseline Survey Latest Follow-up: 2018.12, WFP survey, WFP Monitoring Year end Target: 2018.12 CSP end Target: 2021.12
			female	2	0	=0	=0	
			overall	3	0	=0	=0	
Outcome Indicator: Food Consumption Score – Nutrition / Percentage of households that sometimes consumed Hem Iron rich food (in the last 7 days)								

Target / Location	Modalities	Activities	Gender	Base Value	Latest Follow Up	Year End Target	CSP End Target	Date/Source/Means of Collection
Colombia	CAR: Build resilience and enhance livelihoods	Value Voucher	male	80.00	60.50	≥60.00	≥60.00	Base Value: 2017.08, WFP survey, Baseline Survey Latest Follow-up: 2018.12, WFP survey, WFP Monitoring Year end Target: 2018.12 CSP end Target: 2021.12
			female	82.00	79.10	≥60.00	≥60.00	
			overall	81.00	73.10	≥60.00	≥60.00	
Outcome Indicator: Food Consumption Score – Nutrition / Percentage of households that sometimes consumed Protein rich food (in the last 7 days)								
Colombia	CAR: Build resilience and enhance livelihoods	Value Voucher	male	26.00	9.30	≥20.00	≥20.00	Base Value: 2017.08, WFP survey, Baseline Survey Latest Follow-up: 2018.12, WFP survey, WFP Monitoring Year end Target: 2018.12 CSP end Target: 2021.12
			female	28.00	9.10	≥20.00	≥20.00	
			overall	27.00	9.20	≥20.00	≥20.00	
Outcome Indicator: Food Consumption Score – Nutrition / Percentage of households that sometimes consumed Vit A rich food (in the last 7 days)								
Colombia	CAR: Build resilience and enhance livelihoods	Value Voucher	male	32.00	16.30	≥20.00	≥20.00	Base Value: 2017.08, WFP survey, Baseline Survey Latest Follow-up: 2018.12, WFP survey, WFP Monitoring Year end Target: 2018.12 CSP end Target: 2021.12
			female	32.00	17.30	≥20.00	≥20.00	
			overall	32.00	17.00	≥20.00	≥20.00	
Outcome Indicator: Food expenditure share								
Colombia	CAR: Build resilience and enhance livelihoods	Value Voucher	male	63.00	58.60	≤50.00	≤50.00	Base Value: 2017.08, WFP survey, Baseline Survey Latest Follow-up: 2018.12, WFP survey, WFP Monitoring Year end Target: 2018.12 CSP end Target: 2021.12
			female	66.00	52.90	≤50.00	≤50.00	
			overall	65.00	54.50	≤50.00	≤50.00	
Outcome Indicator: Livelihood-based Coping Strategy Index (Percentage of households using coping strategies) / Percentage of households not using livelihood based coping strategies								

Target / Location	Modalities	Activities	Gender	Base Value	Latest Follow Up	Year End Target	CSP End Target	Date/Source/Means of Collection
Colombia	CAR: Build resilience and enhance livelihoods	Value Voucher	male	2	51.20	≥35.00	≥35.00	Base Value: 2017.08, WFP survey, Baseline Survey Latest Follow-up: 2018.12, WFP survey, WFP Monitoring Year end Target: 2018.06 CSP end Target: 2021.12
			female	11.00	78.20	≥35.00	≥35.00	
			overall	7	70.60	≥35.00	≥35.00	
Outcome Indicator: Livelihood-based Coping Strategy Index (Percentage of households using coping strategies) / Percentage of households using crisis coping strategies								
Colombia	CAR: Build resilience and enhance livelihoods	Value Voucher	male	18.00	18.60	≤25.00	≤25.00	Base Value: 2017.08, WFP survey, Baseline Survey Latest Follow-up: 2018.12, WFP survey, WFP Monitoring Year end Target: 2018.06 CSP end Target: 2021.12
			female	22.00	8.20	≤25.00	≤25.00	
			overall	20.00	11.10	≤25.00	≤25.00	
Outcome Indicator: Livelihood-based Coping Strategy Index (Percentage of households using coping strategies) / Percentage of households using emergency coping strategies								
Colombia	CAR: Build resilience and enhance livelihoods	Value Voucher	male	33.00	11.60	≤5	≤5	Base Value: 2017.08, WFP survey, Baseline Survey Latest Follow-up: 2018.12, WFP survey, WFP Monitoring Year end Target: 2018.06 CSP end Target: 2021.12
			female	36.00	5.50	≤5	≤5	
			overall	35.00	7.20	≤5	≤5	
Outcome Indicator: Livelihood-based Coping Strategy Index (Percentage of households using coping strategies) / Percentage of households using stress coping strategies								
Colombia	CAR: Build resilience and enhance livelihoods	Value Voucher	male	46.00	18.60	≤35.00	≤35.00	Base Value: 2017.08, WFP survey, Baseline Survey Latest Follow-up: 2018.12, WFP survey, WFP Monitoring Year end Target: 2018.06 CSP end Target: 2021.12
			female	31.00	8.20	≤35.00	≤35.00	
			overall	38.00	11.10	≤35.00	≤35.00	
Outcome Indicator: Minimum Dietary Diversity – Women								

Target / Location	Modalities	Activities	Gender	Base Value	Latest Follow Up	Year End Target	CSP End Target	Date/Source/Means of Collection
Colombia	CAR: Build resilience and enhance livelihoods	Value Voucher	male	-	-	-	-	Base Value: 2017.08, WFP survey, Baseline Survey Latest Follow-up: 2018.12, WFP survey, WFP Monitoring Year end Target: 2018.12 CSP end Target: 2021.12
			female	-	-	-	-	
			overall	84.00	82.00	≥80.00	≥90.00	
Outcome Indicator: Proportion of targeted communities where there is evidence of improved capacity to manage climate shocks and risks								
Colombia	CAR: Build resilience and enhance livelihoods	Value Voucher	male	-	-	-	-	Base Value: 2017.08, WFP survey, WFP Monitoring Latest Follow-up: 2018.12, WFP survey, WFP Monitoring Year end Target: 2018.12 CSP end Target: 2021.12
			female	-	-	-	-	
			overall	0	100.00	=100.00	=100.00	
Outcome Indicator: Proportion of the population in targeted communities reporting benefits from an enhanced livelihoods asset base								
Colombia	CAR: Build resilience and enhance livelihoods	Value Voucher	male	-	-	-	-	Base Value: 2017.08, WFP survey, WFP Monitoring Latest Follow-up: 2018.12, WFP survey, WFP Monitoring Year end Target: 2018.12 CSP end Target: 2021.12
			female	-	-	-	-	
			overall	0	72.00	≥60.00	≥60.00	

Cross-cutting Indicators

Target / Location	Modalities	Activities	Gender	Base Value	Latest Follow Up	Year End Target	CSP End Target	Date/Source/Mean of Collection	
Progress towards gender equality									
Improved gender equality and women's empowerment among WFP-assisted population									
Cross-cutting Indicator: Proportion of households where women, men, or both women and men make decisions on the use of food/cash/vouchers, disaggregated by transfer modality / Decisions jointly made by women and men									
Colombia	Food	URT: 3. Support to victims of violence	male	-	-	-	-	Base Value: 2017.08 Latest Follow-up: 2018.12 Year end Target: 2018.12 CSP end Target: 2021.12	
			female	-	-	-	-		
			overall	0	20.00	≥40.00	≥40.00		
	Value Voucher	CAR: 9. Build resilience and enhance livelihoods, URT: 3. Support to victims of violence	male	-	-	-	-		Base Value: 2017.08 Latest Follow-up: 2018.12 Year end Target: 2018.12 CSP end Target: 2021.12
			female	-	-	-	-		
			overall	0	44.00	≥40.00	≥40.00		
Cross-cutting Indicator: Proportion of households where women, men, or both women and men make decisions on the use of food/cash/vouchers, disaggregated by transfer modality / Decisions made by men									
Colombia	Food	URT: 3. Support to victims of violence	male	-	-	-	-	Base Value: 2017.08 Latest Follow-up: 2018.12 Year end Target: 2018.12 CSP end Target: 2021.12	
			female	-	-	-	-		
			overall	0	10.00	=30.00	=30.00		
	Value Voucher	CAR: 9. Build resilience and enhance livelihoods, URT: 3. Support to victims of violence	male	-	-	-	-		Base Value: 2017.08 Latest Follow-up: 2018.12 Year end Target: 2018.12 CSP end Target: 2021.12
			female	-	-	-	-		
			overall	0	10.00	=30.00	=30.00		
Cross-cutting Indicator: Proportion of households where women, men, or both women and men make decisions on the use of food/cash/vouchers, disaggregated by transfer modality / Decisions made by women									

Target / Location	Modalities	Activities	Gender	Base Value	Latest Follow Up	Year End Target	CSP End Target	Date/Source/Means of Collection
Colombia	Food	URT: 3. Support to victims of violence	male	-	-	-	-	Base Value: 2017.08 Latest Follow-up: 2018.12 Year end Target: 2018.12 CSP end Target: 2021.12
			female	-	-	-	-	
			overall	0	70.00	=30.00	=30.00	
	Value Voucher	CAR: 9. Build resilience and enhance livelihoods, URT: 3. Support to victims of violence	male	-	-	-	-	
			female	-	-	-	-	
			overall	0	46.00	=30.00	=30.00	
Protection								
Affected populations are able to benefit from WFP programmes in a manner that ensures and promotes their safety, dignity and integrity								
Cross-cutting Indicator: Proportion of targeted people accessing assistance without protection challenges								
Colombia	Food, Value Voucher	CAR: 9. Build resilience and enhance livelihoods, URT: 3. Support to victims of violence	male	0	99.70	=100.00	=100.00	Base Value: 2017.08 Latest Follow-up: 2018.12 Year end Target: 2018.12 CSP end Target: 2021.12
			female	0	99.70	=100.00	=100.00	
			overall	0	99.70	=100.00	=100.00	
Accountability to affected populations								
Affected populations are able to hold WFP and partners accountable for meeting their hunger needs in a manner that reflects their views and preferences								
Cross-cutting Indicator: Proportion of assisted people informed about the programme (who is included, what people will receive, length of assistance)								
Colombia	Food, Value Voucher	CAR: 9. Build resilience and enhance livelihoods, URT: 3. Support to victims of violence	male	61.00	89.80	≥80.00	≥80.00	Base Value: 2017.08 Latest Follow-up: 2018.12 Year end Target: 2018.12 CSP end Target: 2021.12
			female	61.00	88.10	≥80.00	≥80.00	
			overall	61.00	88.60	≥80.00	≥80.00	

World Food Programme

Contact info

Laura Leviller
carlo.scaramella@wfp.org

Country director

Carlo Scaramella

Cover page photo © WFP/Mike Bloem
Children in school classroom in Colombia

<https://www1.wfp.org/countries/colombia>

Annual Country Report - Donor Version

Colombia Country Portfolio Budget 2018 (2017-2021)

Cumulative Financial Overview as at 31 December 2018 (Amount in USD)

Strategic Result	Strategic Outcome	Activity	Needs Based Plan	Allocated Contributions	Advance and Allocation	Allocated Resources	Expenditures	Balance of Resources
1	Access to food - Crisis-affected populations, including victims of violence, natural disasters and shocks, marginalized communities and vulnerable ethnic populations have adequate access at all times to nutritious foods and diversified diets, and are supported in establishing or improving their livelihoods	Implement emergency school feeding, focusing on protection and targeting vulnerable children not covered by public programmes	12,787,237	2,162,664	0	2,162,664	1,434,636	728,028
		Support crisis-affected populations	41,518,444	31,898,588	6,430,724	38,329,312	22,604,951	15,724,361
		Non Activity Specific	0	-23,500	0	-23,500	0	-23,500

Annual Country Report - Donor Version

Colombia Country Portfolio Budget 2018 (2017-2021)

Cumulative Financial Overview as at 31 December 2018 (Amount in USD)

Strategic Result	Strategic Outcome	Activity	Needs Based Plan	Allocated Contributions	Advance and Allocation	Allocated Resources	Expenditures	Balance of Resources
Subtotal Strategic Result 1. Everyone has access to food (SDG Target 2.1)			54,305,680	34,037,752	6,430,724	40,468,476	24,039,586	16,428,890
2	End Malnutrition - Communities and families have the capacities to prevent malnutrition in all its forms, with a focus on leaving nobody behind in marginalized urban and remote rural areas	Provide Technical support	659,227	0	0	0	0	0
		Provide food security and nutrition education and behaviour change communication	3,354,830	1,201,632	0	1,201,632	443,077	758,555
		Implement school meals programmes in response to Government requests	22,639,595	14,877,160	0	14,877,160	10,963,631	3,913,529
Subtotal Strategic Result 2. No one suffers from malnutrition (SDG Target 2.2)			26,653,652	16,078,792	0	16,078,792	11,406,708	4,672,084

Annual Country Report - Donor Version

Colombia Country Portfolio Budget 2018 (2017-2021)

Cumulative Financial Overview as at 31 December 2018 (Amount in USD)

Strategic Result	Strategic Outcome	Activity	Needs Based Plan	Allocated Contributions	Advance and Allocation	Allocated Resources	Expenditures	Balance of Resources
3	Smallholder productivity and income - Smallholder farmers (women and men) increase their production and marketing capacities sustainably	Provide technical support for rural smallholders	895,279	2,123,883	0	2,123,883	1,637,496	486,387
		Stimulate markets with WFP purchases	799,983	221,061	0	221,061	220,712	348
Subtotal Strategic Result 3. Smallholders have improved food security and nutrition (SDG Target 2.3)			1,695,261	2,344,944	0	2,344,944	1,858,208	486,736
4	Sustainable food systems - Rural ethnic rural communities in vulnerable areas have increased capacity to recover from shocks and adapt to climate change	Build resilience and enhance livelihoods	3,644,941	5,968,902	0	5,968,902	4,829,531	1,139,371
		Non Activity Specific	0	531	0	531	0	531
Subtotal Strategic Result 4. Food systems are sustainable (SDG Target 2.4)			3,644,941	5,969,433	0	5,969,433	4,829,531	1,139,902

Annual Country Report - Donor Version

Colombia Country Portfolio Budget 2018 (2017-2021)

Cumulative Financial Overview as at 31 December 2018 (Amount in USD)

Strategic Result	Strategic Outcome	Activity	Needs Based Plan	Allocated Contributions	Advance and Allocation	Allocated Resources	Expenditures	Balance of Resources
5	Capacity Strengthening - Local government and civil-society organizations have strengthened capacities to implement accountable programmes that contribute to reducing food insecurity and malnutrition.	Strengthen the capacities of territorial actors to plan, implement and evaluate food security and nutrition policies and programmes	5,093,082	2,474,643	0	2,474,643	1,475,470	999,173
		Develop and evaluate innovative food and nutrition models	2,418,591	540,100	0	540,100	540,088	12
		Non Activity Specific	0	271,201	0	271,201	0	271,201
Subtotal Strategic Result 5. Countries have strengthened capacity to implement the SDGs (SDG Target 17.9)			7,511,673	3,285,944	0	3,285,944	2,015,558	1,270,386
		Non Activity Specific	0	2,752,620	0	2,752,620	0	2,752,620
Subtotal Strategic Result			0	2,752,620	0	2,752,620	0	2,752,620
Total Direct Operational Cost			93,811,209	64,469,485	6,430,724	70,900,209	44,149,592	26,750,617
Direct Support Cost (DSC)			4,712,243	7,107,107	1,017,984	8,125,091	4,387,687	3,737,404
Total Direct Costs			98,523,452	71,576,592	7,448,708	79,025,300	48,537,279	30,488,021

Annual Country Report - Donor Version

Colombia Country Portfolio Budget 2018 (2017-2021)

Cumulative Financial Overview as at 31 December 2018 (Amount in USD)

Strategic Result	Strategic Outcome	Activity	Needs Based Plan	Allocated Contributions	Advance and Allocation	Allocated Resources	Expenditures	Balance of Resources
			6,522,845	3,783,875		3,783,875	3,783,875	0
			105,046,297	75,360,467	7,448,708	82,809,175	52,321,154	30,488,021

Columns Definition

Needs Based Plan

Latest Approved Version of Needs Based Plan in USD

Allocated Contributions

Allocated contributions include confirmed contributions with exchange rate variations, multilateral allocations, miscellaneous income, resource transferred, cost recovery and other financial adjustments (e.g. refinancing); excludes: internal advances.

Advance and allocation:

Internal advanced/allocated resources but not repaid in USD.

This includes different types of internal advance (IPL or MAF) and allocation (IRA).

Allocated Resources

Sum of Allocated Contributions, Advance and Allocation

Expenditures

Cumulative monetary value of goods and services received up to the reporting period.

Balance of Resources

Allocated Resources minus Expenditures

Annual Country Report - Donor Version

Colombia Country Portfolio Budget 2018 (2017-2021)

Annual Financial Overview for the period 1 January to 31 December 2018 (Amount in USD)

Strategic Result	Strategic Outcome	Activity	Needs Based Plan	Implementation Plan*	Expenditures
1	Access to food - Crisis-affected populations, including victims of violence, natural disasters and shocks, marginalized communities and vulnerable ethnic populations have adequate access at all times to nutritious foods and diversified diets, and are supported in establishing or improving their livelihoods	Implement emergency school feeding, focusing on protection and targeting vulnerable children not covered by public programmes	10,402,449	1,484,882	906,760
		Support crisis-affected populations	36,803,552	2,856,764	18,973,451
Subtotal Strategic Result 1. Everyone has access to food (SDG Target 2.1)			47,206,000	4,341,646	19,880,210

Annual Country Report - Donor Version

Colombia Country Portfolio Budget 2018 (2017-2021)

Annual Financial Overview for the period 1 January to 31 December 2018 (Amount in USD)

Strategic Result	Strategic Outcome	Activity	Needs Based Plan	Implementation Plan*	Expenditures
2	End Malnutrition - Communities and families have the capacities to prevent malnutrition in all its forms, with a focus on leaving nobody behind in marginalized urban and remote rural areas	Provide Technical support	270,401	161,389	0
		Provide food security and nutrition education and behaviour change communication	2,007,750	802,816	250,546
		Implement school meals programmes in response to Government requests	15,278,147	0	6,766,115
Subtotal Strategic Result 2. No one suffers from malnutrition (SDG Target 2.2)			17,556,298	964,205	7,016,660

Annual Country Report - Donor Version

Colombia Country Portfolio Budget 2018 (2017-2021)

Annual Financial Overview for the period 1 January to 31 December 2018 (Amount in USD)

Strategic Result	Strategic Outcome	Activity	Needs Based Plan	Implementation Plan*	Expenditures
3	Smallholder productivity and income - Smallholder farmers (women and men) increase their production and marketing capacities sustainably	Provide technical support for rural smallholders	394,274	172,187	1,427,311
		Stimulate markets with WFP purchases	359,420	215,652	150,416
Subtotal Strategic Result 3. Smallholders have improved food security and nutrition (SDG Target 2.3)			753,693	387,839	1,577,727
4	Sustainable food systems - Rural ethnic rural communities in vulnerable areas have increased capacity to recover from shocks and adapt to climate change	Build resilience and enhance livelihoods	2,055,579	1,030,094	3,219,083
Subtotal Strategic Result 4. Food systems are sustainable (SDG Target 2.4)			2,055,579	1,030,094	3,219,083

Annual Country Report - Donor Version

Colombia Country Portfolio Budget 2018 (2017-2021)

Annual Financial Overview for the period 1 January to 31 December 2018 (Amount in USD)

Strategic Result	Strategic Outcome	Activity	Needs Based Plan	Implementation Plan*	Expenditures
5	Capacity Strengthening - Local government and civil-society organizations have strengthened capacities to implement accountable programmes that contribute to reducing food insecurity and malnutrition.	Strengthen the capacities of territorial actors to plan, implement and evaluate food security and nutrition policies and programmes	2,938,030	1,868,139	647,021
		Develop and evaluate innovative food and nutrition models	1,391,239	563,432	4,432
Subtotal Strategic Result 5. Countries have strengthened capacity to implement the SDGs (SDG Target 17.9)			4,329,268	2,431,571	651,453
Total Direct Operational Cost			71,900,839	9,155,355	32,345,133
Direct Support Cost (DSC)			2,858,506	1,492,684	2,838,100
Total Direct Costs			74,759,344	10,648,039	35,183,233
Indirect Support Cost (ISC)			4,859,357	692,122	2,682,275
Grand Total			79,618,702	11,340,161	37,865,508

*Original Implementation Plan as per the Management Plan 2018