

Project Number: 200253 | Project Category: **Country Programme**

Project Approval Date: November 17, 2011 | Planned Start Date: January 01, 2012

Actual Start Date: January 01, 2012 | Project End Date: December 31, 2018

Financial Closure Date: N/A

SAVING
LIVES

CHANGING
LIVES

Contact Info

Nida Tariq

nida.tariq@wfp.org

Country Director

Steven Were Omamo

Further Information

<http://www.wfp.org/countries>

SPR Reading Guidance



Country Programme Ethiopia (2012-2018)

Standard Project Report 2018

World Food Programme in Ethiopia, Federal Democratic Republic of (ET)



World Food
Programme

Table Of Contents

Country Context and WFP Objectives

- Achievements at Country Level
- Country Context and Response of the Government
- WFP Objectives and Strategic Coordination

Country Resources and Results

- Resources for Results
- Supply Chain
- Implementation of Evaluation Recommendations and Lessons Learned

Story Worth Telling

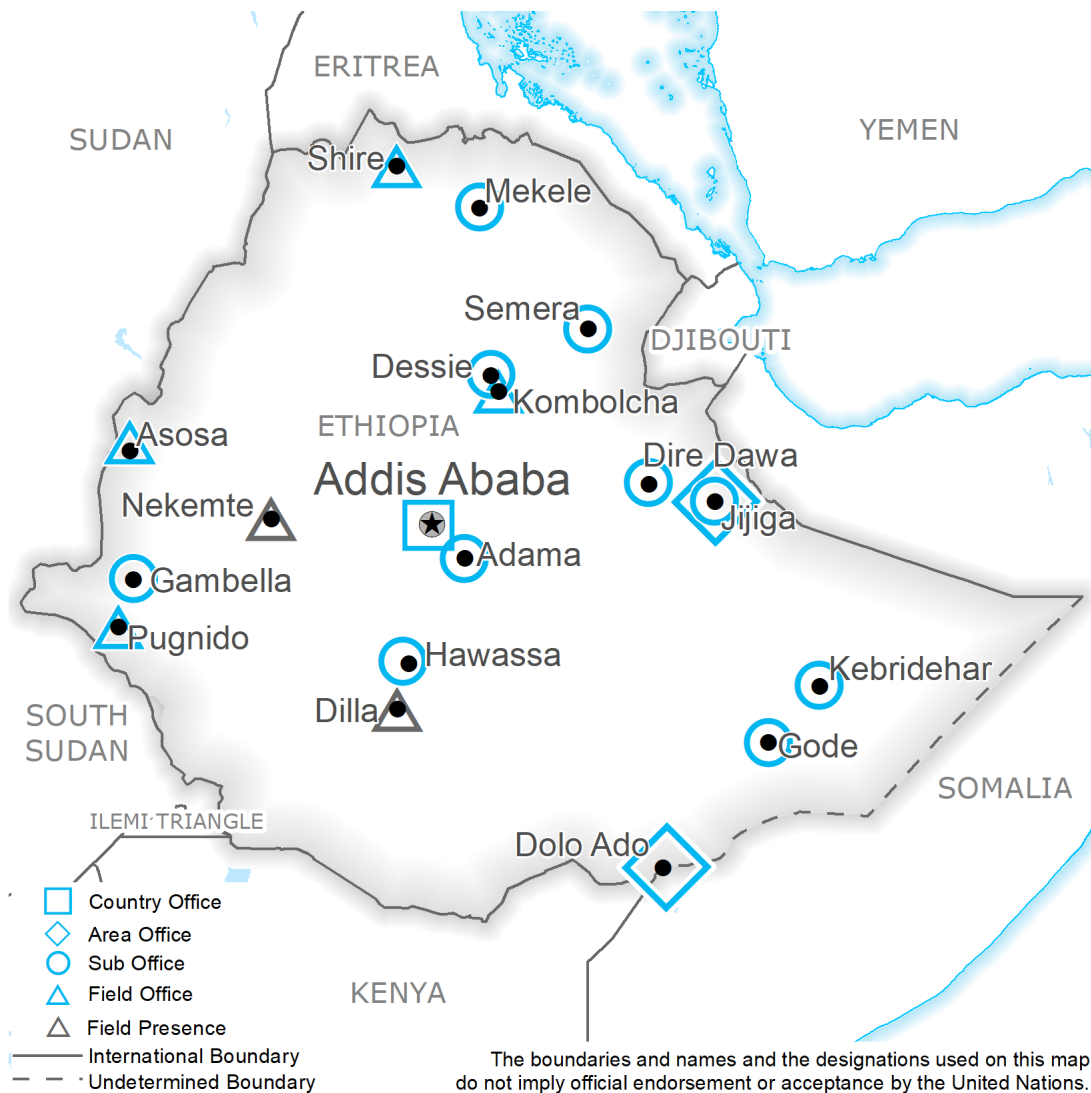
Project Results

- Activities and Operational Partnerships
- Results
- Performance Monitoring
- Progress Towards Gender Equality
- Protection and Accountability to Affected Populations

Figures and Indicators

- Data Notes
- Overview of Project Beneficiary Information
- Participants and Beneficiaries by Activity and Modality
- Participants and Beneficiaries by Activity (excluding nutrition)
- Project Indicators
- Resource Inputs from Donors

Country Context and WFP Objectives



Achievements at Country Level

In 2018, WFP Ethiopia provided assistance to 5.4 million beneficiaries within a complex context of drought, flooding, and inter-ethnic conflict.

WFP provided in-kind food assistance to 1.6 million food-insecure people identified under the 2018 Humanitarian Disaster and Resilience Plan (HDRP), 165,000 flood-affected internally displaced persons (IDPs) in Somali Region and 729,000 conflict-induced IDPs in Somali and Oromia (East and West Hararghe zones).

In support of the Government's Productive Safety Net Programme (PSNP) in Somali Region, WFP also provided food assistance to 311,000 PSNP public works beneficiaries who received transfers for six months of the year – known as the “core transfer” period. In addition, 995,000 ‘transitory’ beneficiaries (households who receive core transfers and are normally able to meet their minimum food needs, but unable to do so after shocks) also received food assistance for an additional two months.

Through the integrated HDRP-PSNP integrated cash pilot, WFP assisted 174,000 HDRP beneficiaries for 6 months and 442,000 PSNP beneficiaries for three months in Somali Region, while advancing national capacities for shock-responsive social protection.

Through activities for the treatment and prevention of moderate acute malnutrition (MAM), WFP assisted 2.3 million children aged 6-59 months, and pregnant and lactating women and girls, including conflict-induced IDPs in the Oromia and Southern Nations, Nationalities, and Peoples' (SNNP) regions.

Of the total 905,000 refugees registered in Ethiopia, 672,000 camp-based refugees are directly dependent on WFP's humanitarian assistance; they do not have formal access to productive assets such as land and employment. Refugees settled in 26 camps and 4 sites in the regions of Afar, Benishangul Gumuz, Gambella, Oromia, SNNPR, Somali, and Tigray have received monthly food and cash assistance aiming to provide minimum daily kilocalorie of 2100 per person per day. In addition, WFP provided specialized nutritious food to over 118,000 children aged 6-59 months and pregnant and lactating women for the prevention and treatment of acute malnutrition. Some 94,000 children enrolled in primary schools and 16,000 pre-primary school children aged 3-6 years received daily hot meals in 5 refugee camps in Dollo Ado, Somali Region. Enrolment reports from the sub-offices indicated an increase of 10 percent in girls and 7 percent in boys in refugee schools this academic year.

UNHCR, ARRA and WFP have implemented fingerprint tracking biometric verification systems in all the refugee camps to improve targeting accuracy and reduce fraud.

WFP has supported livelihood activities to selected refugees and host communities around the refugee camps to help fill gaps for other basic non-food needs. WFP has learned lessons in scaling up to support livelihood activities, as a nexus between humanitarian and development responses, promoting self-reliance of refugees and host communities around the camps.

WFP has also played a crucial role in the development of a national Comprehensive Refugee Response Framework (CRRF), including advocacy for the Ethiopian Government's recent refugee "proclamation" which aims to give refugees formal access to land, jobs, and freedom of movement.

WFP assisted 315,000 students in pre-primary and primary schools through the emergency school feeding programme, including, 22,000 IDP and host-community children affected by conflict in West Guji Zone, Oromia Region.

In addition to the provision of humanitarian assistance, WFP's innovative climate risk management activities supported 161,400 smallholder farmers and pastoralists through the R4 Rural Resilience Initiative and the Satellite Index Insurance for Pastoralists in Ethiopia (SIPE). For R4, WFP collaborated with a national NGO in Tigray (Relief Society of Tigray) and one in Amhara (Organization for the Rehabilitation and Development of Amhara). Both partners supported training and awareness-raising at community level on climate change impact, use of micro-insurance as a risk-transfer mechanism, improved disaster risk reduction activities through public works, household-level activities for women (including kitchen gardens and rooftop rainwater harvesting structures), access to credit and financial literacy. The insurance product itself was developed by Columbia University (International Research Institute) using rainfall and normalized difference vegetation index (NDVI) satellite data.

WFP's Fresh Food Voucher (FFV) initiative in Amhara Region assisted targeted, food-insecure families with mobile money transfers, enabling them to purchase fresh foods from local markets for better dietary consumption at household level. The first phase of the pilot project started in January 2017, with disbursements beginning in May 2018. The first phase was concluded in December 2018. Additional resources have been secured to scale up and address the lessons learned of this initiative into phase two (2019-2020), when the focus will be on evidence for government policy-making in social protection (Productive Safety Net Programme) and nutrition (National Nutrition Programme, Seqota Declaration and Food and Nutrition Policy). So far, the project has reached 13,000 households (65,000 beneficiaries), targeting children under 2 and pregnant and lactating women in 12 rural markets, through 90 retailers in 3 districts (*woredas*). FAO, IFAD and the Global Alliance for Improved Nutrition (GAIN) have initiated discussions with WFP, since they see potential market-driven opportunities for their own projects in the production of nutritious fresh food or value chain support. There is slight over-achievement when compared with the planned figure. This was intentionally done to "catch up" after project implementation was previously delayed by 6 months. The delays were due to lengthy negotiations with service providers for the mobile cash transfer and insecurity in the targeted areas.

The two-year project generated many lessons learnt. For the next phase this includes: SBCC must be strengthened to better influence the household choice of fresh produce; the project must strengthen the availability of nutritious fresh produce, linking up with both private sector and/or other projects (e.g. FAO or IFAD programmes in the same area); and stunting prevention is a good means to promptly capture wasting caseload in the same health unit areas.

UNHAS Ethiopia continued to play a key role in ensuring access for humanitarian workers to the Somali Region, including relocation of workers during acute insecurity. In close coordination with UNHCR, the Melkadida airstrip was extended from 850 m to 1,200 m to enable the aircraft to access the airstrip with increased payload.

WFP Ethiopia also provided logistics support to WFP's activities in South Sudan. WFP's supply chain team in Gambella Region supported access in hard-to-reach areas in eastern South Sudan, with food commodities

travelling by air, road and river.

Country Context and Response of the Government

Ethiopia is the second-most populous country in Africa, with a highly diverse population of about 105 million (50.5 percent male and 49.5 percent female and 42 percent under 15) with an annual population growth rate of 2.6 percent. Over the past two decades, Ethiopia has made significant progress through investments in its infrastructure, the modernization of the agricultural sector, social protection, and increased access to essential basic services, including water, health, sanitation and education. This has led to notable social and economic developments, reducing extreme poverty and hunger rates by half.

Despite the remarkable economic developments, Ethiopia is ranked 173 out of 188 in the Human Development Index. Eighty-seven percent of the population (89 million people) are multi-dimensionally poor and struggle with food insecurity, malnutrition, poor access to education and health services, and insufficient employment opportunities for newly graduated youth.[1] Persisting developmental challenges are grounded in the slow pace of transformation of the economy, vulnerability to climate shocks and a low level of human development – partly caused by strong gender inequality and limited access of women to skills development, productive assets and financial services.[2] Gender inequalities limit the economic and social development of women, constraining the progress of society as a whole. The country ranks 116 out of 159 countries on the gender inequality index.[3] In particular, the pastoral and lowland areas, mainly in the regional states of Afar, Oromia and Somali, lag behind on virtually all social indicators.[4]

About 83 percent of the population lives in rural areas [5] and depends on rain-fed agriculture for livelihoods. One-third of rural households cannot produce adequate food to meet its subsistence needs as it cultivates less than a half-hectare of land per capita. Thirty million people have inadequate access to food and 32 million people are undernourished. Recurrent droughts, lack of agricultural technologies, unemployment, lack of pasture for livestock, and intensive removal of natural vegetation aggravates food shortages. Little or obsolete knowledge about proper nutrition, access to food and unhealthy diets are some of the major contributors to nutrition-related problems in the country.

In Ethiopia, public health and nutrition figures are a serious concern for both the Government and its partners. At least 16.5 percent of the GDP is lost yearly because of child undernutrition. [6] There has been limited progress for the reduction of micronutrient deficiencies, with 17 percent of women having anemia.[7]

Wasting prevalence has been static for the last 15 years, affecting 9 percent of children, 27 percent of women and 36 percent of adolescents,[8] being most severe in Somali Region.[9] However, recent insecurity caused by inter-communal conflict displaced almost 3 million people, increasing the wasting prevalence and overstressing further the treatment capacity of the Government. Wasting is relatively high in some refugee camps, with prevalence of global acute malnutrition (GAM) above 15 percent in the two camps in Afar Region, two out of seven camps in Gambella Region, and one of eight camps in Somali Region.

Stunting reduced from 58 percent to 38 percent between 2000 to 2014 (National Nutrition Programme 2016-2020) and the absolute number of stunted children is increasing because of the population growth. [10] Ethiopia has the seventh-highest number of stunted children in the world, with the highest prevalence in Amhara Region at 46 percent (Demographic and Health Survey, DHS 2016). Stunting in Ethiopia is not only associated with food security: contributing factors include diet, water sanitation and hygiene, and infant and young child-feeding practices.

Ethiopia is a fast-track country for UNAIDS because the HIV burden is disproportionately high across large city and towns, with the urban HIV prevalence being 3 percent, while the rural prevalence is 0.4 percent.[11] More than 23 percent of people living with HIV suffer from malnutrition.

In 2018, Somali Region remained the epicentre of drought, with 1.8 million people (33 percent of the region's population) in need of life-saving food assistance. The Joint Government and Humanitarian Partners' Humanitarian Disaster Resilience Plan (HDRP) estimated that 7.88 million people in Ethiopia required relief food assistance in 2018. The mid-year multi-sector assessment of the 2018 *belg/gu* season indicated that this population increased to 7.95 million; though the rains in the first half of the year were generally good, this was more than offset by increased humanitarian requirements for IDPs. This includes all those assessed as being acutely food insecure, comprising 'resident' Ethiopians, IDPs and returnees.

In 2018, Ethiopia suffered a massive increase in internally displaced persons (IDPs). The number increased from 1.7 million at the end of 2017 to 2.9 million by the end of 2018, of whom 2.4 million were displaced due to conflict (source: International Organization for Migration [IOM] Displacement Tracking Matrix). There were unprecedented displacements in the second quarter in West Guji Zone, Oromia Region, and Gedeo Zone in Southern Nations, Nationalities and Peoples' Region. In the third quarter, conflict in Somali Region increased IDPs there and in

neighbouring Oromia Region, especially East and West Hararghe zones. In the last quarter, there were substantial displacements in (i) Kamashi Zone, Benishangul Gumuz Region and East and West Wellega zones of Oromia Region; and (ii) Amhara and Tigray regions. The displacements contributed to growing food and nutrition insecurity. General food assistance was provided by the Government, WFP and non-governmental organizations (NGOs).

Ethiopia hosts over 905,000 refugees and asylum seekers from neighbouring countries, originating from South Sudan, Somalia, the Sudan, Eritrea and Kenya (in order of the number of refugees). Refugees remain dependent on support from the international community. In December 2017, Ethiopia launched a national comprehensive refugee response strategy for 2018-2027 for refugees in Ethiopia, which includes the provision of work permits, the right to live outside camps, civil registration and improved access to education, for refugees in Ethiopia.

To improve access to primary education, the Government of Ethiopia has taken measures by constructing additional schools to reduce the distance between the schools and homes, and by constructing Alternative Basic Education Centres in pastoralist areas. Recurrent drought affected about 2.1 million children in food-insecure and pastoralist areas. In terms of efficiency, the dropout rate for grade 1-8 stands at 9 percent while grade 1 dropout is 20 percent. In terms of equity, the target for Gender Parity baseline is 1:1 and the result was 0.92:1. In pastoralist regions, the result is 0.68 due to cultural barriers (early marriage, parental attitudes, child labour etc). The Government had made efforts to implement gender-specific activities such as increasing access to facilities, promoting safe school environments, encouraging women in leadership positions, and awareness-creation through community organizations. In terms of quality, educational markers are still low: low teacher-to-student ratios; poor school infrastructure; weak administrative and management capacities; and inconsistent teacher and student attendance. The pupil/textbook ratio for primary schools is 3.83, i.e. children have access to just under four textbooks when they go to school. Lack of water, sanitation and hygiene facilities is a major challenge, particularly for pastoralist regions and chronically food-insecure areas.

Humanitarian coordination in Ethiopia is led by the Government's National Disaster Risk Management Commission (NDRMC). This leads federal and regional-level Disaster Risk Management Technical Working Groups (DRMTWGs) and hosts a series of specialized task forces that work jointly with the cluster lead agencies. The DRMTWG is the forum that brings actors together at the technical level, including government and donor representatives. The Government and humanitarian partners are working to strengthen regional DRMTWGs. At a higher level, the NDRMC Commissioner and the Humanitarian Coordinator co-chair a Strategic Multi-Agency Coordination (S-MAC) forum to deliberate on humanitarian response operations and address challenges.

The Government's medium-term strategic framework Growth and Transformation Plan (GTP II) promotes agricultural development to achieve food and nutrition security, by building resilience and placing emphasis on the production of high-value crops and livestock. The goal of Ethiopia's Growth and Transformation Plans is the fulfilment of Ethiopia's vision of becoming a middle-income country by 2025.

As per the Government's Social Protection Policy, the Government recognized social protection as one of the key instruments for promoting inclusive and pro-poor growth and development. To this end, the National Social Protection Policy (NSPP) has been developed and endorsed with a vision "to see all Ethiopians enjoy social and economic wellbeing, security and social justice". The policy identified five integrated focus areas as strategic directions, one focusing on rural productive safety nets. Poor and vulnerable households will receive transfers in the form of cash or food, which will enable them to increase their consumption of food, to access essential services, and to make productive investments. These transfers may or may not be conditional depending on local circumstances.

To support the Government and address the complex challenges outlined above, WFP has formulated an 18-month Interim Country Strategic Plan (ICSP) which will focus on providing support to Ethiopia through the provision of relief assistance, while addressing the root causes of hunger and food and nutrition insecurity, and strengthening national systems. The ICSP defines WFP's strategic direction, objectives and contribution to Sustainable Development Goals (SDGs) 2 and 17 for January 2019 to June 2020.

[1] Oxford Poverty & Human Development Initiative, <http://ophi.org.uk/>

[2] OCHA, <http://www.unocha.org/ethiopia>

[3] <http://hdr.undp.org/en/composite/GII>

[4] <http://hdr.undp.org/en/countries/profiles/ETH>

[5] Central Statistics Agency. 2007. Population and Housing Census of Ethiopia. Addis Ababa.

[6] Source: 'The cost of hunger in Ethiopia 2013' (EPHI/AU 2009).

[7] Source: EDHS, 2011.

[8] Source: National Nutrition Plan 2016-2021.

[9] Source: EDHS, 2011.

[10] Source: EDHS, 2011.

[11] Source: EDHS, 2016.

WFP Objectives and Strategic Coordination

WFP's support to the Government of Ethiopia aims to achieve zero hunger by 2030 by aligning its activities with Sustainable Development Goals (SDG) 2- zero hunger and SDG 17- partnerships for the goals. In 2018, WFP Ethiopia engaged with and contributed towards efforts against hunger, food insecurity, and malnutrition. WFP like the other UN agencies considers the findings of the Zero Hunger Strategic Reviews as its main reference and foundation for humanitarian operations. The Ethiopia Zero Poverty and Hunger Strategic Review (EZPHSR) is ongoing. Its findings will inform the future investments of Government, WFP and other partners in tackling hunger and poverty in the country.

WFP's interim country strategic plan, that will be implemented in 2019, is structured under five strategic outcomes, which are aligned with WFP Strategic Results; one, two, five and eight and contribute to all the outcome pillars of the United Nations development assistance framework for 2016–2020.

Through its complex operations, WFP has supported the objectives and strategies of the country towards the Sustainable Development Goals and Ethiopia's Growth Transformation Plan (GTP) II. With the aim of providing humanitarian assistance, WFP facilitated the crisis response by addressing multifaceted critical life-threatening conditions through its relief and refugee operations in strategic coordination with the relevant bureaux at both federal and regional levels.

Under PRRO 200712 (2015–2018) "Responding to Humanitarian Crises and Enhancing Resilience to Food Insecurity", with an approved budget of USD 1.6 billion, WFP targeted food insecurity and malnutrition through the provision of food and cash assistance for households in periods of acute emergency stress. WFP Ethiopia addressed moderate acute malnutrition (MAM) among children aged 6-59 months, and pregnant and lactating women (PLW) and supported the Government in enhancing the capacity of the Productive Safety Net Programme (PSNP) to minimize the impact of shocks and build resilience. In parallel, WFP implemented climate risk management activities to support access to weather index insurance for targeted smallholder farmers through the Rural Resilience Initiative (R4) and pastoralists through the Satellite Index Insurance for Pastoralists in Ethiopia (SIPE). WFP is part of the Inter-Cluster coordination (ICCG) which is chaired by OCHA. The coordination under the Flood Taskforce: (which usually initiated before and during rainy seasons helped WFP plan and preparation of assistance and implementation during emergency response. Within the Prioritization committee: the coordination forum with partners involved in general food distribution for emergency beneficiaries. As a member of the DRM technical working Group (DRMTWG): WFP meets various stakeholders and Donors to discuss operational/implementation gaps.

Through PRRO 200700 (2015–2018) "Food Assistance for Eritrean, South Sudanese, Somali and Sudanese Refugees", with an approved budget of USD 554 million, WFP responded to the food and nutrition needs of refugees through cash and food modalities. Refugee children enrolled in primary school in 18 refugee camps also benefitted from the school feeding programme. In 2018, a livelihood intervention for 3,500 refugees and host community members in select refugee camps in the Somali Region focusing on income generating activities and rehabilitating the physical environment. Refugee responses in Ethiopia are well coordinated with strong joint coordination mechanisms established at national and field level with UNHCR, ARRA (Agency for Refugee and Returnee Affairs), local and international NGOs, regional authorities and the refugee themselves. These coordination forums focus on implementation, with the national level task forces focused on guiding implementations together with the development of SOPs and capacity development activities. All coordination mechanisms are specified in the Field Level Agreements (FLAs) signed with NGOs and MOUs signed with government actors. Matrixes of implementing partners for various activities such as nutrition, livelihood, and protection are annually reviewed under the leadership of UNHCR in order to avoid duplication of efforts. Consultations with major donors are also held on a regular basis where major challenges are discussed, and ways forward are identified.

WFP's Country Programme 200253 (2011–2018), with an approved budget of USD 345.3 million, aims to support children's access to primary schools. WFP supports school in chronically food insecure areas in Afar, Amhara, Somali, SNNP, and Oromia regions through emergency and home-grown school feeding activities. In addition, WFP provided technical and financial support to the Ministry and bureaux of Education to further the national agenda. At the national level, WFP worked together with the Ministry of Finance (MOFED) Unit responsible for coordinating UN-funded projects. MOFED is also leading the planning process and signing agreements on the annual work plan for the regions. The Federal Ministry of Education is responsible for coordinating the program at the federal level and for advising regions on strategic directions such as targeting and policy related issues. At the regional level, the

program was managed by the Bureau of Education. The Bureau of Finance is also accountable for managing finances: budgeting and programming. For Emergency School Feeding (ESF), WFP has worked jointly with the education cluster which includes NGOs and UN agencies. WFP is also part of the education donor groups and UNDAF education working group.

In response to the continuing humanitarian crisis, WFP's Special Operation 200711 (2015–2017) "Provision of humanitarian air services in Ethiopia", WFP managed the air operations with an approved budget of USD 16.3 million. Under this operation, WFP manages the United Nations Humanitarian Air Service (UNHAS). By rendering common air services to remote and challenging locations, UNHAS facilitates the implementation and monitoring of humanitarian interventions in numerous life-saving, thematic areas.

WFP maintained its strategic positioning with the government, working in close collaboration with UNFPA, and other partners in the humanitarian community to mainstream gender equality into WFP programming for a more coherent, efficient and effective response. For advocacy on gender, WFP supported the Ministry of Women, Children and Youth Affairs with a financial contribution for the organization of Ethiopia's Women & Peace Conference in November. Furthermore, WFP signed a Memorandum of Understanding (MoU) with UNFPA in May 2018, stipulating the parties' intention to work together especially during emergencies and to integrate the UNFPA's family planning activities into WFP's food-distribution activities in Somali Region.

WFP maintains strategic coordination efforts through participation in the DRM Gender Working Group hosted by the NDRMC and co-chaired by UNWOMEN and NDRMC.

To continue Ethiopia's successful path towards becoming a middle-income country and climate resilient green economy by 2025, the UNDAF (2016-2020) has been strategically focused on supporting the country's growth and development. WFP continues to work closely on finalizing the 2016 – 2020 UNDAF Joint Work Plan together with sister agencies on the ground. Furthermore, WFP has agreed to undertake key outcomes such as dialogues on Gender, Disaster Risk Management, HIV and urban development, and Education to further invest in Human Capital.

Country Resources and Results

Resources for Results

The funding situation for WFP Ethiopia in 2018 showed a varied picture between projects and different periods of the year: WFP received a total amount of resource of USD 283 million which is 54 percent of the needs-based plan and 10 percent lower than the contributions received in 2017. Contributions at the beginning of 2018 were low but there were significant carryovers from 2017 and the first three months of requirements for most activities were covered by these carry-over resources.

Responding to Humanitarian Crises and Enhancing Resilience to Food Insecurity (PRRO 200712) and Provision of humanitarian air services in Ethiopia (SO 200711) activities were relatively well-funded in 2018. However, the Country Programme (CP 200253) and Assistance to Refugees (PRRO 200700) faced significant resource constraints.

Under PRRO 200712, together with resources carried over from 2017, some 65 percent of the needs-based requirements were covered. In addition to the beneficiaries identified as food-insecure under the HDRP, conflict-induced internal displacement led to increased resource requirements under the relief operations. Furthermore, under this PRRO, at the start of 2018, WFP's nutrition support targeted 2.2 million children aged 6-59 months and pregnant and lactating women and girls. However, the target was increased to 2.9 million to provide treatment of MAM to conflict-induced IDPs in Oromia and SNNP regions.

WFP also continued implementation of supply chain capacity strengthening support for the government to improve the current systems for emergencies and development purposes with a special focus on food management and critical supply chain functions. This is assumed to ultimately ensure cost savings for both WFP and the government to improve response in future emergencies. In 2018 these capacity strengthening initiatives were funded mainly with multiyear contributions. In case of resource tight situations, the CO allocated locally generated funds to continue their operations until contributions were secured.

Due to insufficient funding for refugee operations, WFP was forced to continue 20 percent ration cuts in 2018 (in-place since 2017) with deeper, 40 percent ration cuts in May and June 2018. Carry-over resources from 2017 partially covered requirements for the first quarter of 2018 and advance financing and SRAC were used to cover requirements for the rest of the year.

The school feeding programme under CP 200253 had a budget plan of USD 5.8 million at the start of 2018, of which WFP managed to secure only USD 3.7 million, which covered the revised needs-based requirements for activities.

Provision of humanitarian air services in Ethiopia (SO 200711) were 74 percent funded for the year. In addition to these resources from external sources, the special operation generated revenue from its cost recovery schemes to cover the remaining resource gap.

To ensure a stable supply of commodities, as a strategic resource-management approach, WFP Ethiopia procured almost all commodities (253,000 metric tons) from the corporate inventory: Global Commodity Management Facility (GCMF). This reduced delivery lead time by 30 percent, to an average of 85 days, compared to the average of 120 days required for conventional non-GCMF purchases. The purchase from GCMF also brought the added value of cost savings, through the optimizing WFP's global delivery network.



Annual Country Beneficiaries

Beneficiaries	Male	Female	Total
Children (under 5 years)	400,316	394,486	794,802
Children (5-18 years)	1,172,790	1,125,867	2,298,657
Adults (18 years plus)	1,175,331	1,204,622	2,379,953

Beneficiaries	Male	Female	Total
Total number of beneficiaries in 2018	2,748,437	2,724,975	5,473,412



Annual Food Distribution in Country (mt)

Project Type	Cereals	Oil	Pulses	Mix	Other	Total
Country Programme	-	153	-	3,105	37	3,295
Single Country PRRO	322,769	15,073	34,666	47,634	1,509	421,651
Total Food Distributed in 2018	322,769	15,227	34,666	50,739	1,546	424,946



Cash Based Transfer and Commodity Voucher Distribution (USD)

Project Type	Cash	Value Voucher	Commodity Voucher
Single Country PRRO	15,591,273	281,806	-
Total Distributed in 2018	15,591,273	281,806	-

Supply Chain

WFP Supply Chain in Ethiopia supports four projects by managing both upstream and downstream supply chain; from procurement and enhancing suppliers' capacity, to receiving food commodities and delivering them to government counterparts. In 2018, WFP transported and delivered 317,000 metric tons (mt), of which 92,700 mt, valued at USD 27 million was purchased locally. Local purchase contributed to 24 percent of the overall tonnage procured in 2018.

WFP transported 204,680 mt and 109,000 mt of food commodities from the Port of Djibouti and the Port of Berbera respectively. With the help of commercial transporters and 8 strategic logistics hubs around the country, WFP ensured timely delivery of food commodities to all its activities. To maintain an uninterrupted food pipeline, WFP installed Mobile Storage Units (MSU) and constructed new warehouses in Somali Region, increasing the in-country storage capacity by 36 percent in 2018 (271,100 mt).

WFP delivered food to more than 1,650 Final Delivery Points (FDPs), using commercial transporters and WFP fleet trucks when the transporters could not deliver to hard-to-reach areas. WFP also used all-inclusive Clearing and Forwarding (C&F) services for transport of break-bulk/containerized cargo from port of entry to hubs. The service contributed to customs clearances, facilitating port requirements, transport of containerized cargo to destination hubs, and return of empty containers to port. Through this approach, WFP avoided multiple handling, significantly reduced transit time, prevented loss or demurrage and cut costs by USD 1.1 million. WFP maintained a monitoring role while delivery and distribution were carried out by the Government.

Supply Chain also supported cash-based transfer activities in Ethiopia. In 2018, retail assessments were conducted in Somali, Oromia and Gambella regions. Based on the recommendations provided and in conjunction with inputs from other units involved in the assessments, a 'hybrid' transfer modality was piloted in East and West Hararghe zones in Oromia Region. The inputs from the assessment also contributed to the decision by the national cash working group to implement cash-based transfers. In support of the Fresh Food Voucher (FFV) programme in Amhara Region, Supply Chain facilitated contacts with 94 retailers to sell fresh produce to beneficiaries in 11 markets in three woredas.

Additionally, WFP conducted a comprehensive transport market assessments, and established procedures to monitor and strengthen the capacity of local transport service providers. The results of the assessments have not been compiled yet.

WFP took initiatives to adopt an Integrated Pest Management system – in order to reduce post-delivery losses – by protecting food commodities from pests, strengthened the capacity of national pest-control service providers, and identified compliant food suppliers to enhance local procurement including the use of tested alternative pest-proofing packaging solutions. The post-delivery losses in 2018 reduced to 0.03 percent from 0.1 percent in 2017.

WFP brought its global expertise in the storage and handling of non-food items to support the humanitarian response to IDPs in Gedeo Zone, Southern Nations, Nationalities and Peoples' (SNNP) Region, through emergency deployments from the humanitarian hub in Brindisi, Italy. WFP also established temporary and longer-term storage facilities in SNNP Region (Dilla) and Oromia Region (Bule Hora). The WFP-managed warehouse in Dilla, with a capacity of 3,440 m², provided logistics services to six partners including the National Disaster Risk Management Commission (NDRMC).

In 2018, WFP signed an agreement with GrainPro for hermetic storage, that provides mycotoxin and pest-free outdoor grain storage. The technology is suitable for smallholder farmers/farmers' co-operatives. A trial is ongoing to validate the technology. If successful, the technology could be adopted by different actors. WFP also established a partnership with AgUnity Pty Ltd, to develop a blockchain-based mobile app that helps smallholder farmers buy and sell products. Ag Unity is a commercial arrangement with the Innovation Accelerator, providing funding to the country office for the deployment of this pilot in Ethiopia. The app will tackle corruption and graft, poor record-keeping and farming inefficiencies, while boosting farmers' earnings.

WFP Ethiopia has been preparing for ARRA staff training at Gambella, in the Last Mile Solution. It is now scheduled for April 2019. Devices have been already received and are ready for use. The pilot will be rolled out in Gambella Camps in 2019, to be expanded at a later stage.

Access and insecurity are increasingly posing operational challenges for the delivery of humanitarian assistance. In 2018, there were over 30 major security incidents that resulted in disruptions to WFP's field operations, and which left major and critical routes inaccessible to humanitarian agencies. Insecurity at the border of the Oromia, Somali and Benishangul regions led to disruptions in transportation, the closure of businesses and access constraints. WFP worked with federal and regional authorities to ensure access in these regions. Additionally, seasonal rains during April to June and September to November 2018 hampered WFP's ability to deliver food due to damaged roads, mainly in Somali Region. To avoid such delays in future, WFP plans to pre-position commodities in the concerned regions.

Congestion at the Port of Djibouti and lack of transport capacity during peak seasons of February to June, when the Government restricts commercial transporters to transporting only fertilizer into the country, remains a challenge. To address it, WFP is working with the Ethiopian Maritime Affairs and Road Transport Authority to monitor and prioritize incoming consignments, avoiding WFP commodity arrivals during the peak season. WFP is further engaging commercial transporters to proactively anticipate any breaks in transport availability.

The use of the Global Commodity Management Facility (GCMF) for food purchases helped mitigate distribution delays and enabled prompt access to commodities. This ensured that food commodities were available in WFP warehouses when needed and as and when funds became available, which in turn safeguarded against pipeline breaks. WFP Ethiopia was also responsible for receiving and storing GCMF commodities until sales were finalized in the hubs in the country. This enabled WFP to reduce the costs associated with long-term storage at seaports.

WFP Ethiopia also provides logistics support to WFP's activities in South Sudan. WFP's Supply Chain team in Gambella Region managed logistics operations in hard-to-reach areas in eastern South Sudan, travelling by air, road and river. In 2018, WFP airdropped 33,800 mt of food and transported 5,330 mt of food by river into South Sudan.



Annual Food Purchases for the Country (mt)

Commodity	Local	Regional/International	Total
Iodised Salt	682	319	1,001
Rice	-	15,000	15,000
Total	682	15,319	16,001
Percentage	4.3%	95.7%	

Annual Global Commodity Management Facility Purchases Received in Country (mt)

Commodity	Total
Beans	20,376
Corn Soya Blend	46,826
High Energy Biscuits	50
LNS	1,499
Maize	56,245
Ready To Use Supplementary Food	1,197
Sorghum/Millet	56,615
Split Peas	12,843
Sugar	200
Vegetable Oil	10,803
Wheat	46,215
Total	252,869

Implementation of Evaluation Recommendations and Lessons Learned

An overarching county-level evaluation and two final ('end line') programme evaluations were carried out in 2018, covering a five-year period ending 2017:

1. Country Portfolio Evaluation (CPE) 2012-17.
2. End-line evaluation of the US Department of Agriculture (USDA) funded McGovern-Dole International Food for Education and Child Nutrition Programme (MGD Project, FY 2012-2017).
3. End-line evaluation (in progress by the time of this report) of the Fresh Food Voucher Pilot Project.

The recommendations put forward by the evaluations are to be used in the programme implementation in 2018 and beyond.

The CPE and the management response to the recommendations included in the CPE were presented to the Executive Board in February 2019. Overall, the evaluation found WFP's strategic positioning was appropriate and aligned closely with national policies and systems. All the main elements of the WFP portfolio were relevant to Ethiopia's humanitarian and development needs. WFP Ethiopia has already integrated some of the recommendations into the contents of the ICSP and will integrate others during the longer-term CSP.

An evaluation on the USDA-funded McGovern-Dole International Food for Education and Child Nutrition Programme (MGD project) suggested that the direct school-feeding component has had a positive impact on attendance, enrolment and completion, particularly by girls, in both Afar and Somali regions. Findings from the end-line evaluation result on the MGD project suggested that the direct school-feeding component has had a positive impact on attendance, enrolment and completion, particularly by girls, in both Afar and Somali regions.

The implementation of this project has benefited from WFP Ethiopia's deep-field presence, long experience in implementing school meals, excellent working relations with the Government, and ongoing capacity-strengthening processes in transitioning school meals towards national ownership.

Key recommendations put forward by the evaluation were to: ensure the continuity of the project in the same regions; develop strategic guidance for school-feeding interventions and advocacy with the Government; share lessons learned through the evaluation; improve monitoring and reporting capacities; and enhance stakeholders' coordination.

WFP Ethiopia has prepared a plan of action to implement the recommendations, and corrective actions have been either undertaken or are in progress. Support to school feeding in Afar Region continued, and new resources for Somali Region are being sought. The school-feeding strategy document is being finalized.

In an effort to enhance coordination among key stakeholders, partners' mapping has started. The evaluation also suggests that both girls and boys have used the service equally, suggesting there was no gender bias or discrimination in the implementation of the programme.

Story Worth Telling

It's been a difficult few months for 25-year-old Etenesh. In May this year, she and her two daughters had to flee their home in the Oromia Region of Ethiopia when their small farmstead was set on fire during civil unrest. The walk from their village to the neighboring Gedeo zone only took a few hours, but fear and grief made it seem endless.

Overnight, Etenesh lost not just her home and possessions — she was also forcibly separated from her husband, who is from the Oromo ethnic group while she is a Gedeo.

“The ethnic difference didn't matter to us or our families when we got married,” she explains. “We built a home together — a family — but now my children and I aren't welcome there.”

Since April 2018, civil unrest in and around West Guji and Gedeo zones have displaced over 1 million people. These people have been forced to leave their homes and are now living in various IDP sites and host communities in the two zones, with limited access to food, clean water, shelter, social services, and other necessities.

Etenesh and her daughters, aged two and nine, are currently living in a local school along with hundreds of other internally displaced people. The stress and uncomfortable conditions at the makeshift camp have taken their toll on the family.

“My husband used to provide for us,” says Etenesh. “Now we have no money and there isn't always enough food to go around. My two-year-old Bikilitu has lost so much weight since we came here.”

When examined by Government health workers, Bikilitu was found to be acutely malnourished. She was immediately registered as a recipient for WFP's Targeted Supplementary Feeding programme and provided with a 30-day ration of specialized nutritious foods.

In July, WFP expanded operations in West Guji and Gedeo zones, to provide specialized nutritious foods to 147,000 acute malnourished pregnant and lactating women, and moderate acute malnourished children (6–59 months). Children under such critical state could also be assisted through emergency school feeding programme which can provide a third of a child's daily nutritional requirements while supporting a return to normalcy for children traumatized by the conflict and the resulting displacement.

The nutritious foods being distributed include SuperCereal Plus, a soy-based enriched powder that can be cooked like a porridge, ready to use therapeutic food (RUSF), and ready to eat fortified peanut-based paste.

“Bikilitu likes the taste of the RUSF and I like the fact that I don't have to cook it,” says Etenesh. “Seeing that my children are well, gives me hope that things will be all right and one day soon our whole family will be together again.”

Project Results

Activities and Operational Partnerships

Strategic Objective 1: End hunger by protecting access to food

Strategic Outcome 1.1: Increased equitable access to and utilization of education

Activity: School meal activities

The Government of Ethiopia has included school feeding under the National Social Protection Policy, as one of the strategies to address inequality of access to social services and gender inequalities, particularly in marginalized regions. Similarly, in the National Nutrition Programme II (2016-2020), school feeding is considered a nutrition-sensitive intervention that improves health and reduces undernutrition in school children. Envisioning an increase in access to education, the national programme contributes to the multi-year enhancement of the Government Education Sector, and reduction of gender gaps in education.

The goal of school feeding in Ethiopia is to be a comprehensive safety-net programme, providing multi-sectoral benefits in the areas of education, poverty alleviation, health, nutrition and agriculture. The programme is implemented in partnership with the Ministry of Education (MoE) and its regional bureaux. The Bureaux of Education (BoE) in the regions are the key partners for management and implementation.

WFP's school feeding programme in Ethiopia targets six regions: Afar, Amhara, Oromia, Tigray, Somali and Southern Nations, Nationalities, and Peoples' (SNNPR). Each enrolled child received a meal prepared from 120 grams of cereal, 6g of vegetable oil and 3g of iodized salt. This meal provided 521 k/cal per child/day and met 12 percent of protein requirements

In 2018, the school feeding programme targeted children in chronically food-insecure and poverty-stricken areas with low educational, nutritional and gender indicators. Targeting under Home-Grown School Feeding (HGSF) factored in the availability of the locally sourced commodities that were preferred by beneficiaries. The daily hot meal for pre-primary and primary-school children provided 614 kilocalories of the daily nutrition requirement. It has brought significant gains in terms of improving equal access to education, increasing school attendance, reducing short-term hunger and creating market access for smallholder farmers. Under HGSF, matching funds from regional governments was made available, in order to procure locally sourced products from smallholder farmers. As the regional government matching funds increase, WFP will gradually hand over the programme to the government to ensure sustainability.

WFP's HGSF programme supported smallholder farmers by locally procuring safe, diverse and nutritious foods. This ensured meals served in schools were culturally appropriate, while also advocating for dietary diversification and healthy eating habits among children. A daily nutritious meal for children, a predictable income for smallholder farmers, local job creation and an increase in communities' food security were the main achievements of the school feeding programme.

In terms of financing, the programme was implemented through matching funds from the regional governments. The local procurement of food including cereals, pulses, vegetable oil, and salt was handled through the regional bureaux of education. The bureaux procured commodities from smallholder farmers who were supported by WFP through the Purchase for Progress activity.

Under the emergency school feeding programme, WFP Ethiopia provided nutritious meals to 315,000 students in Oromia, Somali and Afar regions. The meals were prepared from corn-soya blend, fortified vegetable oil, and iodized salt, providing the requirement of 504 kilocalories per day. In 2018, due to the high and immediate demand for school feeding in areas affected by recurring drought and food insecurity, 26 percent of 1.2 million primary-school children were assisted.

WFP also provided policy and strategy support to the Ministry of Education. The draft school feeding strategy was presented to Regional Education Bureau heads for review and validation, and is at its final stage of approval. WFP also provided technical assistance for the national nutrition policy and national school health package development, ensuring school feeding is positioned as one of the components. Moreover, WFP played a significant role in the development of school health and nutrition training guidelines and roll-out of national-level training of trainers on the subject. Technical assistance includes the provision of operational support to the emergency school feeding programme, and inclusion of school feeding under the education road map, which is under development.

WFP's school-feeding programme mainly partnered with government departments at the national and regional level and local communities to address issues of sustainability. The activities have been implemented with the Ministry of Education and the regional bureaux of education, more specifically the HGSF has been implemented in partnership

with BoEs with significant funding coming from this sector. In the policy area, there are several other partners contributing though not directly working with WFP. For emergency school feeding, WFP is working with cluster agencies and NGOs to complement the program. The sense of ownership encouraged communities to invest a significant amount of resources and time to ensure implementation of complementary activities not funded by WFP, such as food preparation, building kitchens and storage units, and supplying water and firewood to cook the meals.

Similarly, the linkage with the federal government has enabled staff from the regional BoEs down to the school level. Furthermore, a private sector partnership has been established to develop a food safety and hygiene manual in addition to WFP's engagement with farmer associations (cooperative unions) for food processing under HGSF.

In 2018, a partnership was established with 'Stop Hunger', a global network of non-profit organizations created by private company Sodexo to fight hunger throughout the world. The partnership has three pillars - Sustainable School Meals, Women empowerment and food quality and safety and Emergency assistance. In Ethiopia, a company mission was conducted to address component two (food quality and safety) to assess the existing practices. SODEXO will also support WFP Ethiopia in contextualizing corporate food quality and Safety and hygiene manual.

The MoE and the BoE are not the only partners in implementing HGSF. Farmers associations (Cooperative Unions) had a role in food processing, delivering. The communities are also contributing to the program by recruiting cooks, providing firewood and water.

The urban HIV programme included in the original project document was handed over to the Government in November 2016 and therefore, has not been reported on.

Results

Strategic Objective 1: End hunger by protecting access to food

Strategic Outcome 1.1: Increased equitable access to and utilization of education

Activity: School meal activities

Under emergency school feeding, WFP provided nutritious meals to 315,000 pre-primary and primary school children (135,000 girls, 180,000 boys) in Afar, Oromia and Somali regions. WFP also supported home-grown school feeding (HGSF) for 172,819 students (79,460 girls and 93,359 boys) by providing funds to the regional bureaux of education to procure locally-sourced products from smallholder farmers. This year, the government share of funding towards home-grown school feeding has increased significantly compared to 2017.

In 2018, a 10 percent increase in enrollment was attained in Oromia and SNNP regions compared to 2017. The increase was achieved through a combination of factors, such as the government's community-awareness campaign on the importance of education, and the inclusion of pre-primary school children (referred to as '0' class) in the regular primary school system, unlike in previous fiscal years.

In reference to attendance rate, 97.4 percent of girls and 94.5 percent of boys could attend classes regularly. The stability in attendance rate was directly related to improved performance, with a higher pass rate for students (92 percent for girls and 93 percent for boys). The positive impact of school feeding on academic performance and class participation was further confirmed by teachers. A total of 93 percent of teachers interviewed said the children became tired and inactive when there was no meal during school hours. Some 92 percent of the teachers believed the school meal programme contributed positively to academic performance.

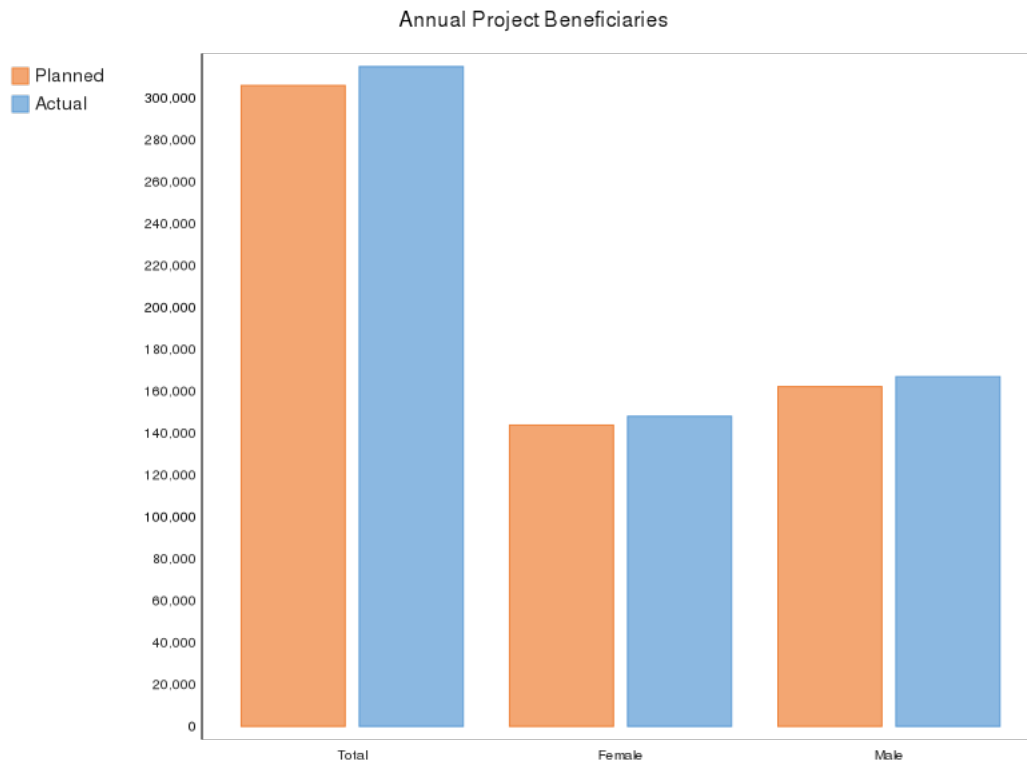
In addition, investment in an improved environment in targeted schools over the past four years, such as building separate latrines for girls and boys, building water containers and providing educational material, has helped encourage more parents to send their children to school. With the construction of separate latrines, female students no longer had to go to the bushes and skip classes, benefiting from increased privacy and hygiene facilities.

The HGSF programme contributed to creating employment opportunities for 2,000 women in food processing jobs and 570 women employed as cooks. With this intervention, women were able to engage in several employment opportunities, examples include inclusion in cooperative unions for food processing activities (packaging, cleaning etc) and serving as cooks (meal processors) in schools. The programme also supported smallholder farmers through the procurement of various commodities used for HGSF in Oromia and SNNPR regions. A total of 1700 mt of food commodities were procured from local farmers, injecting an estimated value of USD 1.1 million into the local market. The local food procurement for regular school feeding was handled through the regional BoE, responsible for procuring food commodities from smallholder farmers.

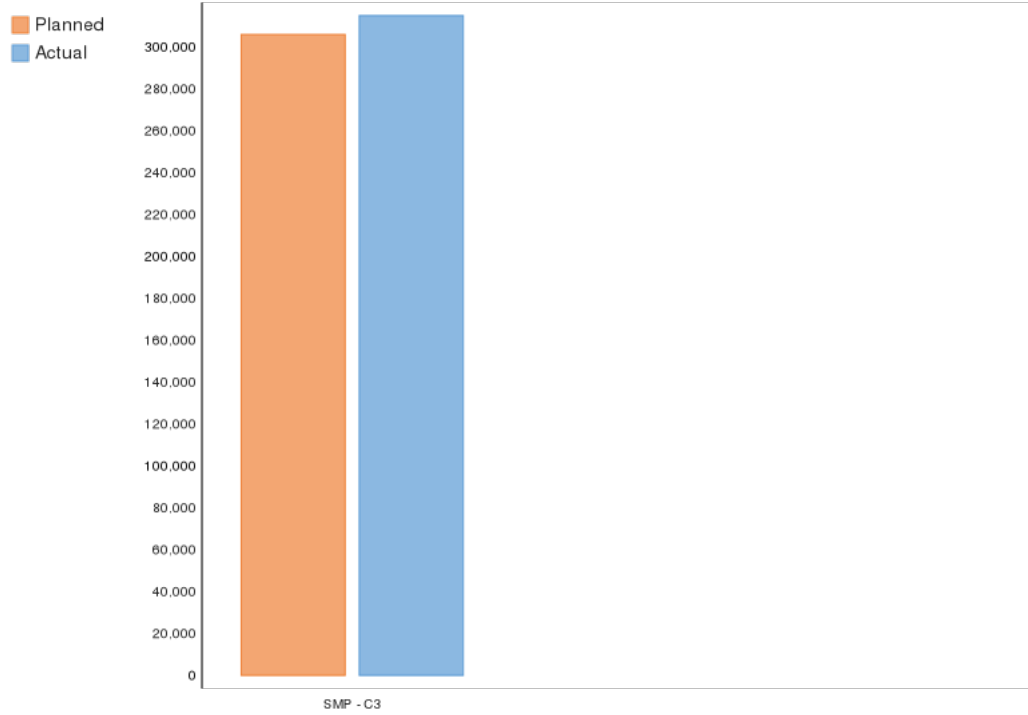
In drought-affected and conflict-prone areas, WFP's school-feeding programme helped keep children in school by providing nutritious meals, and improved household food security with the assumption that the meal provided at

school would reduce the amount of food families had to buy. Hence, the children were encouraged to stay in schools rather than migrating to neighboring areas in search of job opportunities.

In 2018, two WFP staff were seconded to support policy and strategy support to the government, and operational support for government-led emergency school feeding. WFP provided technical support for the regional home-grown school feeding, with one technical assistant at regional level to provide technical support and capacity-building training. In 2018, 143 government personnel were trained in home-grown programme implementation. To ensure sustainability, regional government funding was USD 998,910, an increase of USD 553,720 compared to 2017.

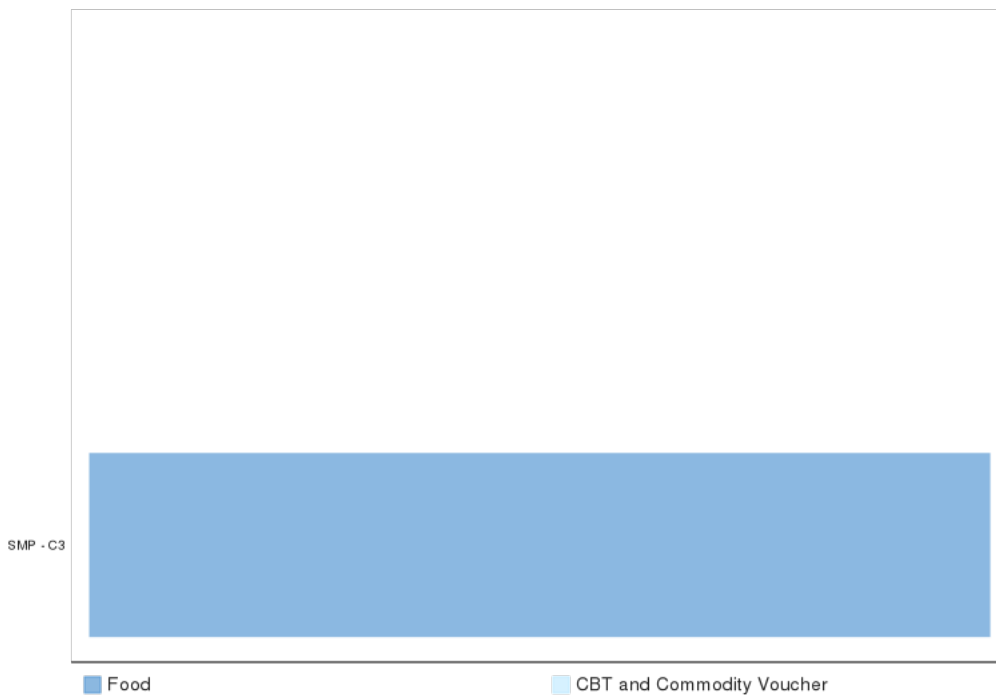


Annual Project Beneficiaries by Activity



SMP: School meal activities

Modality of Transfer by Activity



SMP: School meal activities



Annual Project Food Distribution

Commodity	Planned Distribution (mt)	Actual Distribution (mt)	% Actual v. Planned
Comp.3-Food for Education in Primary Sch			
Corn Soya Blend	3,231	3,105	96.1%
Iodised Salt	81	37	46.0%
Vegetable Oil	1,249	153	12.3%
Subtotal	4,561	3,295	72.2%
Total	4,561	3,295	72.2%

Performance Monitoring

In 2018, 45 percent of the targeted schools were monitored on-site, through an electronic data-collection system. Enrolment data is collected from government Education Management Information (EMIS) on annual basis in order to generate the outcome data. Monitoring of targeted schools was based on WFP's standard operating procedure and was done either once or twice a year if specific issues were identified. Field monitors collect data on attendance, food storage and handling, kitchen management, hygiene and sanitation and community participation. In addition, attendance data is collected by field monitors as a regular activity throughout the year. In 2018, the annual process monitoring was conducted by WFP's field monitors through surveys, using smart devices (tablet, phone) to collect data on enrollment, attendance, attentiveness and gender-related issues. The use of smart devices increased accuracy, efficiency and cost-effectiveness.

The Joint Somali Region Cash Feasibility Assessment (JCFA) was conducted in June 2018, a joint initiative supported by NDMRC, the Ethiopian Cash Working Group, with collaboration from other humanitarian stakeholders (clusters). Phase 1 was conducted in 3 *woredas* in the Somali region - *Adadle*, *Danan*, and *Shilabo*. The assessment was meant not only to collect field evidence but also used to adapt and contextualize cash feasibility tools and guidance into the Somali context.

Key findings and recommendations of the assessment were:

1. Cash interventions are feasible in *Danan* and *Adadle woredas* hence a phased approach to cash assistance is recommended to ensure the market can support the intervention. In *Shilabo woreda*, there is a high dependency on in-kind assistance due to distance from markets and a hybrid approach is preferred.
2. In terms of delivery mechanisms, direct cash was preferred by beneficiaries. Mobile money services exist but with limited usage in the assessed areas.

The assessment recommends the following if cash programming is implemented:

1. Strengthening of community accountability and feedback mechanisms
2. Establishment of a monitoring system to identify changes
3. Ensure inclusion of vulnerable population access to cash assistance and markets.
4. Improving the tool from learnings of this assessment and replicate in other *woredas* of the Somali region.

The results are being used to feed into the cash expansion plan of ETCO as per ICSP targets with similar cash feasibility assessments being planned for other parts of Somali region to allow for a switch to cash where possible.

The government counterparts, through the regional, district and cluster supervisors, also conducted regular monitoring. A joint monitoring mission was conducted to identify implementation challenges and devise joint mitigation strategies and actions.

Progress Towards Gender Equality

WFP's school feeding programme in Ethiopia contributes to Sustainable Development Goal (SDG) 4, to ensure inclusive and equitable education, and SDG 5 to achieve gender equality and empowerment of girls and women.

The programme has a significant impact on gender equality through targeted interventions, particularly in the pastoralist area where girls' enrollment in education is traditionally very low. The external evaluation conducted in Afar and Somali (pastoral) regions revealed that the programme has more favourable results on the Gender Parity Index (GPI) compared to non-targeted schools, thereby enhancing girls' access to education.

School feeding, as a development programme, is designed to achieve a gender ratio of 1:1. The achievement of 0.87:1 in 2018, against the national average of 0.90:1, shows progress compared to 0.82:1 in 2017. The result is encouraging particularly for pastoralist areas, remotely located with strong traditional and religious sensitivities and wider gender disparities. This has been confirmed by the Final Evaluation of WFP'S USDA McGovern-Dole International Food for Education and Child Nutrition Programme's Support in Afar and Somali Regions in Ethiopia 2013–2017, which identified GPI 0.89:1 attained at targeted schools compared to 0.73:1 for non-targeted schools in 2018.

In drought and conflict-prone areas, WFP school meals helped to keep children in schools by providing nutritious meals. The HGSF contribution was recognized to create job opportunity particularly for women to get additional income for their family which is assumed to avert negative coping strategies like early marriage and child labour. Furthermore, there are certain women-headed households who provided local commodities for school meals and who are members of cooperative unions. However, the impact could not be supported with available data as this was not part of the mainframe of the programme.

At the community level, WFP encourages women's participation in the leadership roles of food-management committees. The 2018 survey result showed the proportion of food assistance decision-making committees and boards whose team members are women was 29 percent. The 50 percent female membership target was not achieved, as the programme operates mostly in pastoralist communities where cultural barriers limit women's participation in economic and social affairs. With continuous effort and awareness-raising activities, WFP will strive to reach the target in 2019.

Protection and Accountability to Affected Populations

Although school feeding in Ethiopia doesn't have specific protection targets, WFP's activities are assumed to contribute towards the prevention of abuse, early marriage, and child labour, through keeping children in schools. This is particularly the case in the pastoralist and conflict-prone areas. Health and hygiene risks were mitigated through providing training for meal processors on personal hygiene and kitchen cleaning management.

In 2018, the Protection Advisor facilitated a Training of Trainers on Accountability to Affected Population (AAP) and the Prevention of Sexual Exploitation and Abuse (PSEA) to humanitarian and government workers in SNNPR. This has supported them to cascade the training at the *woreda* and *kebele* level, training the frontier staff and enhancing awareness of the humanitarian standards.

In 2018, the sub-office staff were trained by the Gender Advisor and the Protection Advisor on gender and protection data collection, data analysis and gender-sensitive monitoring.

Figures and Indicators

Data Notes

Cover page photo © WFP/ Michael Tewelde.

Girls receiving the day's meal in one of the school feeding target schools in Somali Region.

Overview of Project Beneficiary Information

Table 1: Overview of Project Beneficiary Information

Beneficiary Category	Planned (male)	Planned (female)	Planned (total)	Actual (male)	Actual (female)	Actual (total)	% Actual v. Planned (male)	% Actual v. Planned (female)	% Actual v. Planned (total)
Total Beneficiaries	162,180	143,820	306,000	166,950	148,050	315,000	102.9%	102.9%	102.9%
Total Beneficiaries (Comp.3-Food for Education in Primary Sch)	162,180	143,820	306,000	166,950	148,050	315,000	102.9%	102.9%	102.9%
Comp.3-Food for Education in Primary Sch									
By Age-group:									
Children (5-18 years)	162,180	143,820	306,000	166,950	148,050	315,000	102.9%	102.9%	102.9%
By Residence status:									
Residents	162,180	143,820	306,000	166,950	148,050	315,000	102.9%	102.9%	102.9%

Participants and Beneficiaries by Activity and Modality

Table 2: Beneficiaries by Activity and Modality

Activity	Planned (food)	Planned (CBT)	Planned (total)	Actual (food)	Actual (CBT)	Actual (total)	% Actual v. Planned (food)	% Actual v. Planned (CBT)	% Actual v. Planned (total)
Comp.3-Food for Education in Primary Sch									
School meal activities	306,000	-	306,000	315,000	-	315,000	102.9%	-	102.9%

Annex: Participants by Activity and Modality

Activity	Planned (food)	Planned (CBT)	Planned (total)	Actual (food)	Actual (CBT)	Actual (total)	% Actual v. Planned (food)	% Actual v. Planned (CBT)	% Actual v. Planned (total)
Comp.3-Food for Education in Primary Sch									
School meal activities	306,000	-	306,000	315,000	-	315,000	102.9%	-	102.9%

Participants and Beneficiaries by Activity (excluding nutrition)

Table 3: Participants and Beneficiaries by Activity (excluding nutrition)

Beneficiary Category	Planned (male)	Planned (female)	Planned (total)	Actual (male)	Actual (female)	Actual (total)	% Actual v. Planned (male)	% Actual v. Planned (female)	% Actual v. Planned (total)
Comp.3-Food for Education in Primary Sch									
School meal activities									
Student (primary schools)	162,180	143,820	306,000	166,950	148,050	315,000	102.9%	102.9%	102.9%
Total participants	162,180	143,820	306,000	166,950	148,050	315,000	102.9%	102.9%	102.9%
Total beneficiaries	162,180	143,820	306,000	166,950	148,050	315,000	102.9%	102.9%	102.9%

Project Indicators

Outcome Indicators

Outcome	Project End Target	Base Value	Previous Follow-up	Latest Follow-up
Comp.3-Food for Education in Primary Sch				
SR1 Everyone has access to food				
Increased equitable access to and utilization of education				
Attendance rate / Female				
<i>FFE INTERVENTION SCHOOLS, Project End Target: 2016.12, Base value: 2011.12, WFP programme monitoring, WFP Monitoring, Previous Follow-up: 2017.12, WFP programme monitoring, WFP Monitoring, Latest Follow-up: 2018.12, WFP programme monitoring, WFP Monitoring</i>	>99.00	95.40	99.00	97.40
Attendance rate / Male				
<i>FFE INTERVENTION SCHOOLS, Project End Target: 2016.12, Base value: 2011.12, WFP programme monitoring, WFP Monitoring, Previous Follow-up: 2017.12, WFP programme monitoring, WFP Monitoring, Latest Follow-up: 2018.12, WFP programme monitoring, WFP Monitoring</i>	>99.00	95.40	95.90	94.50

Outcome	Project End Target	Base Value	Previous Follow-up	Latest Follow-up
Attendance rate / Overall				
<i>FFE INTERVENTION SCHOOLS, Project End Target: 2016.12, Base value: 2011.12, WFP programme monitoring, WFP Monitoring, Previous Follow-up: 2017.12, WFP programme monitoring, WFP Monitoring, Latest Follow-up: 2018.12, WFP programme monitoring, WFP Monitoring</i>	>99.00	95.40	97.45	95.90
Enrolment rate / Female				
<i>FFE INTERVENTION SCHOOLS, Project End Target: 2016.12, Base value: 2011.12, WFP programme monitoring, WFP Monitoring, Previous Follow-up: 2017.12, WFP programme monitoring, WFP Monitoring, Latest Follow-up: 2018.12, WFP programme monitoring, WFP Monitoring</i>	>6.00	11.00	5.20	7.40
Enrolment rate / Male				
<i>FFE INTERVENTION SCHOOLS, Project End Target: 2016.12, Base value: 2011.12, WFP programme monitoring, WFP Monitoring, Previous Follow-up: 2017.12, WFP programme monitoring, WFP Monitoring, Latest Follow-up: 2018.12, WFP programme monitoring, WFP Monitoring</i>	>6.00	7.00	3.60	6.00
Enrolment rate / Overall				
<i>FFE INTERVENTION SCHOOLS, Project End Target: 2016.12, Base value: 2011.12, WFP programme monitoring, WFP Monitoring, Previous Follow-up: 2017.12, WFP programme monitoring, WFP Monitoring, Latest Follow-up: 2018.12, WFP programme monitoring, WFP Monitoring</i>	>6.00	9.00	4.40	6.70
Gender ratio				
<i>FFE INTERVENTION SCHOOLS, Project End Target: 2016.12, Base value: 2011.12, WFP programme monitoring, WFP Monitoring, Previous Follow-up: 2017.12, WFP programme monitoring, WFP Monitoring, Latest Follow-up: 2018.12, WFP programme monitoring, WFP Monitoring</i>	=1.00	0.95	0.82	0.87
Pass rate / Female				
<i>FFE INTERVENTION SCHOOLS, Project End Target: 2016.12, Base value: 2011.12, WFP programme monitoring, WFP Monitoring, Previous Follow-up: 2017.12, WFP programme monitoring, WFP Monitoring, Latest Follow-up: 2018.12, WFP programme monitoring, WFP Monitoring</i>	>50.00	80.00	92.00	92.00
Pass rate / Male				
<i>FFE INTERVENTION SCHOOLS, Project End Target: 2016.12, Base value: 2011.12, WFP programme monitoring, WFP Monitoring, Previous Follow-up: 2017.12, WFP programme monitoring, WFP Monitoring, Latest Follow-up: 2018.12, WFP programme monitoring, WFP Monitoring</i>	>50.00	80.00	92.00	92.70
Pass rate / Overall				
<i>FFE INTERVENTION SCHOOLS, Project End Target: 2016.12, Base value: 2011.12, WFP programme monitoring, WFP Monitoring, Previous Follow-up: 2017.12, WFP programme monitoring, WFP Monitoring, Latest Follow-up: 2018.12, WFP programme monitoring, WFP Monitoring</i>	>50.00	80.00	92.00	92.30

Output Indicators

Output	Unit	Planned	Actual	% Actual vs. Planned
Comp.3-Food for Education in Primary Sch				
CRF SO1-SR1: School meal activities				
Amount of cash transferred by WFP through the special operation to participants	US\$	580,160	508,560	87.7%
Number of WFP-assisted schools with gender-targeted programmes or initiatives	school	590	1,139	193.1%
Number of project participants (female)	individual	214,580	161,277	75.2%
Number of project participants (male)	individual	273,420	182,973	66.9%
Number of schools assisted by WFP	school	590	1,139	193.1%

Gender Indicators

Cross-cutting Indicators	Project End Target	Base Value	Previous Follow-up	Latest Follow-up
Comp.3-Food for Education in Primary Sch				
Proportion of food assistance decision-making entity – committees, boards, teams, etc. – members who are women				
<i>FFE INTERVENTION SCHOOLS, School meal activities, Food, Project End Target: 2016.12, Base value: 2014.12, Latest Follow-up: 2018.12</i>	>50.00	35.00	-	29.00

Resource Inputs from Donors

Resource Inputs from Donors

Donor	Cont. Ref. No.	Commodity	Purchased in 2018 (mt)	
			In-Kind	Cash
MULTILATERAL	MULTILATERAL	Corn Soya Blend	-	3,306
MULTILATERAL	MULTILATERAL	Salt - Iodized	-	71
MULTILATERAL	MULTILATERAL	Vegetable Oil	-	165
		Total	-	3,541