



Food and Agriculture  
Organization of the  
United Nations



**Canada** 

## Rome-based Agencies Resilience Initiative

Strengthening the Resilience of livelihoods  
in protracted crisis in the Democratic  
Republic of Congo, Niger and Somalia



Date: May 2019

Annual Report – Year 2

Reporting period: January 2018 – December 2018

## Key Information

**Contribution:** CAD 50 million

**Project Duration:** May 2017 – March 2022

**Selected Countries:** The Democratic Republic of Congo, Niger and Somalia

**Total planned beneficiaries (2017 – 2022):** 27,000 families (168,000 people)

### Contact information:

- **Food and Agriculture Organization of the United Nations (FAO)**  
Dominique Burgeon, Strategic Programme Leader – Resilience  
([dominique.burgeon@fao.org](mailto:dominique.burgeon@fao.org))
- **International Fund of Agricultural Development (IFAD)**  
John Hurley, Lead Regional Economist for West and Central Africa  
([j.hurley@ifad.org](mailto:j.hurley@ifad.org))
- **World Food Programme (WFP)**  
David Kaatrud, Division Director, Programme - Humanitarian and Development  
([david.kaatrud@wfp.org](mailto:david.kaatrud@wfp.org))

© Photo credit for front page photo: WFP/Olivier Nkakudulu

## Contents

List of Acronyms .....	i
List of maps .....	iii
1. Global Component .....	1
1.1 Activities .....	1
1.2 Key Highlights and Lessons Learned .....	4
1.3 Explanation of financial variances .....	5
2. The Democratic Republic of Congo .....	9
2.1 Context .....	9
2.2 Activities .....	10
2.2.1. Reporting on Outputs .....	11
2.3 Expected Outcomes.....	17
2.3.1 Key Highlights .....	30
2.4 Lessons Learned .....	33
2.5 Explanation of financial variances .....	34
3. Niger .....	37
3.1 Context .....	37
3.2 Activities .....	39
3.2.1 Reporting on Outputs.....	41
3.3 Expected Outcomes .....	49
3.3.1 Key Highlights – Telling the results story.....	61
3.4 Lessons Learned.....	64
3.5 Explanation of financial variances .....	65
4. Somalia .....	68
4.1. Context .....	68
4.2. Activities .....	69
4.2.1 Reporting on Outputs.....	72
4.3 Expected Outcomes .....	79
4.3.1 Key Highlights – Telling the results story.....	90
4.4 Lessons Learned.....	92
4.5. Explanation of financial variances .....	93
5. Performance Measurement Frameworks .....	95
5.1 Global Component.....	95
5.2 The Democratic Republic of Congo .....	99
5.3 Niger .....	105
5.4 Somalia .....	113

## List of Acronyms

**3PA:** Three-Pronged Approach

**AEDL:** Educational Action for Local Development

**AFCOD:** Association of Concessionary Farmers for Development in Congo

**AHM:** Agricultural Half Moon

**AJECEDEKI:** Association of Young Farmers and Cultivators for Development in Kivu

**ANR:** Assisted Natural Regeneration

**APEBA:** Association for the Promotion of Basic Education

**C2C:** Communes de Convergence

**CBAP:** Community-Based Action Planning

**CBI:** Cash-Based Interventions

**CBO:** Community-Based Organizations

**CBPP:** Community-Based Participatory Planning

**CFS:** World Food Security

**COGES:** Management Committee

**COOCENKI:** Central Cooperative of North Kivu

**DC:** Dimitra Clubs

**DRC:** Democratic Republic of Congo

**DTPN:** Negotiated Participatory Territorial Development

**EFP:** Essential Family Practices

**FAO:** Food and Agriculture Organization of the United Nations

**FBP:** Food by Prescription

**FC:** Congolese Franc

**FDLR:** Democratic Forces of Liberation of Rwanda

**FFA:** Food Assistance for Assets

**FFS:** Farmer Field School

**FFT:** Food Assistance for Training

**FO:** Farmers Organization

**GAC:** Global Affair Canada

**GAM:** Global Acute Malnutrition

**HC3N:** High Commissioner of the 3N initiative

**HEA:** Household Economy Approach

**HH:** Household

**I3N:** Initiative Nigériens Nourissent les Nigériens

**ICA:** Integrated Context Analysis

**IDB:** Development Initiative at the Base

**IDPs:** Internally Displaced Persons

**IFAD:** International Fund for Agricultural Development

**IGA:** Income Generating Activities

**IMMAM:** Integrated Management of Moderate Acute Malnutrition

**INS:** Institute of National Statistics

**IP:** Implementing Partner

**IPAPEL:** Provincial Inspection of Agriculture, Fishing and Livestock

**IPDRAL:** Provincial Inspection of Rural Development

**IYCF:** Infant and Young Child Feeding

**LOFEPACO:** League of Organizations of Peasant Women of Congo

**M&E:** Monitoring and Evaluation

**MAM:** Moderate Acute Malnutrition

**MARBEC:** Moderate Ambulatory Rehabilitation and Nutritional Education Centres

**MCHCs:** Maternal and Child Health Centres

**MCHN:** Maternal Child Health Nutrition

**MT:** Metric ton

**MUAC:** Mid-Upper Arm Circumference

**NGO:** Non-governmental organization

**NOC:** National Office of Control

**NRM:** Natural Resource Management

**P4P:** Purchase for Progress

**PA:** Project area

**PHM:** Pastoral Half Moon

**PLWGs:** Pregnant and Lactating Women and Girls

**PMF:** Performance Measurement Framework

**ProDAF:** Family Farming Development Programme

**PU:** Processing Unit

**RBA:** Rome-based Agencies

**RDPH:** Regional Direction of Public Health

**RIMA:** Resilience Index Measurement and Analysis

**RUSF:** Ready to Use Supplementary Food

**SBCC:** Social and Behaviour Change Communication

**SECAP:** Social, Environmental and Climate Assessment Procedures

**SENASEM:** National Seed Service

**SLP:** Seasonal Livelihood Programming

**SNFs:** Specialized Nutritious Foods

**TB DOTS:** Tuberculosis Directly Observed Treatment, Short-course

**TB/HIV:** Tuberculosis/Human Immuno Deficiency Virus

**TOC:** Theory of Change

**TOR:** Terms of Reference

**TOT:** Training of Trainers

**TSFP:** Targeted Supplementary Feeding Programme

**TSP:** Territorial Social Pact

**U2:** Children Under 2 years of Age

**U5:** Children Under 5 years of Age

**UFO:** Union of Farmers organizations

**UNICEF:** United Nations Children's Fund

**WFP:** World Food Programme

**WSC:** Water and Soil Conservation

## List of maps

<i>Map 1: Territory of Rutshuru .....</i>	<i>10</i>
<i>Map 2: RBA project sites in Maradi (municipality of Chadakori).....</i>	<i>37</i>
<i>Map 3: RBA project sites in Zinder (municipality of Dogo) .....</i>	<i>38</i>
<i>Map 4: RBA villages in Somalia.....</i>	<i>68</i>

### 1. Global Component

The Rome-Based Agencies (RBA) Resilience Initiative contributes to sustainably improve the food security and increase the resilience capacity to shocks and stressors of food insecure households, with a specific focus on vulnerable women and children, in protracted and recurrent crises affected-regions of the Democratic Republic of Congo (DRC), Niger and Somalia.

#### 1.1 Activities

During year two (January 2018 – December 2018) the Global RBA team worked on consolidating the project. The logframes and related project documentation were finalized on completion of the country baselines and whilst this led to a number of refinements, deeper reviews in a number of these aspects is still required, for example, on issues related to supporting government resilience strategies (see Output 1113 below) where these either do not currently exist or where outcomes from the project to support change to government approaches can only be realized at the final stages of the project. The year also saw the first annual Steering Committee Meeting being held, bringing together the review of both strategic and technical aspects of the project with Canada and the RBA (see Output 1122), and providing the opportunity to dive into the lessons learnt and steer directions of the project. 2018 also saw a focus on communications and the development of a strategy to raise the profile of the project for advocacy purposes amongst other donors (see Output 1123), and the establishment of a technical RBA team to develop the workplan to unpack agency-specific analytical and programmatic instruments reflected in the RBA joint framework for resilience to enable the identification of synergies and complementarities (see Output 1121).

Beyond the completion of the planning and design stages (inception phase) Year 2 also saw the launch and implementation of programme activities in the three countries. As part of the RBA global-level engagement, FAO, IFAD, and WFP HQ teams supported the country teams through both in-country and remote assistance, providing technical inputs and guidance where required (see Outputs 1111 and 1112).

The **RBA Master Logic Model** (Annex 1b) shows the global level RBA efforts focused on two main pillars: i) strengthening RBA, government and stakeholders' capacities to increase sustainable livelihoods resilience for food security and nutrition (1110); and ii) improving the capacity to manage knowledge management to develop an evidence-based approach to resilience and food security and nutrition (1120). Outputs of the second year for both pillars are presented below and in [section 5.1](#) in the Global Performance Measurement Framework, at the end of this report:

#### **Pillar 1 – Immediate Outcome 1110: Strengthened RBA, government and stakeholders' capacities to increase sustainable livelihoods resilience for food security and nutrition**

- a) Output 1111 – Dedicated trainings on RBA analysis, programming and measurement tools and approaches for resilience provided to RBA, governments and partners.

Output 1111 contributes to strengthening RBA, government and stakeholders' capacities. During Year 2, FAO continued to support Niger for the RIMA roll-out of which baseline data was collected through a collaboration with the National Institute of Statistics.

- b) Output 1112 – Direct technical and operational support provided to country offices, national and local authorities and partners for the implementation of the programme through in-country missions or remote support.

In the first half of the year, following the completion of baselines, support was provided by RBA HQ to the three countries to finalize their country logframes. In the case of Niger, the logframe was updated to include IFAD's activities into the joint programme in 2018 (see 1<sup>st</sup> Annual Report 2017). Support was also provided to the RBA country team to integrate IFAD activities into the project and related logframe.

Under this component and to complement Output 1111 (above), FAO provided nutrition and Dimitra club technical support to the Democratic Republic of Congo. The assignment for the Dimitra club support started in December 2018 and will continue throughout the first half of 2019. For WFP, targeted support was provided remotely for asset creation programming, including on technical standards.

Output 1113 – Technical and policy assistance for developing multi-year resilience strategies and programmes led by government and local authorities provided.

After nearly two years of activity, the wording of the output 1113 and in particular “led by the government and local authorities” is a limiting factor. Indeed, at country level, joint programmes are taking stock of this current RBA resilience initiative to trigger changes and multi-year programmes proposals. In country, these programmes have been developed in consultation and collaboration with ministries and local authorities but not under their leadership. Moreover, the national context, either taking into consideration their capacities or their period of transition (e.g. national election in the DRC), does suggest that a national leadership in developing such programme is indeed premature.

**Pillar 2 – Immediate Outcome 1120: Improved capacity to manage knowledge in the development of an evidence-based approach to resilience and food security and nutrition**

a) Output 1121 – A shared toolbox of complementary RBA analysis, programming and measurement tools and approaches for resilience is developed and disseminated.

In Year 2, an RBA technical team was established to review the stock taking exercise completed earlier and select the instruments that would form part of the toolbox – namely the RIMA (FAO), SECAP (IFAD), and 3PA (WFP). It was felt that these three instruments, which are also reflected in the RBA Joint Resilience Framework, would be the most relevant ones for the toolbox. This decision was taken since together the three instruments provide insight into programme design processes and integration of multi-sectorial activities. They also provide insights at all levels, from the national, sub-national, community, household, and individual levels, setting a robust basis within which to complement understanding of context for programme design.

The RBA technical toolbox team developed the outline in which this work will be conducted and includes two broad elements: i) the first is a technical component in which the instruments will be unpacked and reviewed for technical complementarities. For example, which indicators collected from which of these three instruments can be used to enrich each other's analyses, and how can the findings of the individual instruments be used to further contextualize the findings of the others. ii) The second element is a programme component, which will outline the 'how to use' the results of the three instruments together to inform and contribute to joint integrated programme design and implementation. As a conclusion to this workstream, the RBA team working on the toolbox developed a workplan to implement the technical component (above) beginning in Year 3 (2019) of the project.

b) Output 1122 – Knowledge management activities to document and share good practices, learning



and to build an evidence-base for measurements and policy development among RBA, governments and partners supported

Broad lessons learnt are reflected in [Section 1.2](#). The identification and documentation of best practices started at the beginning of programme implementation and will run through the life of the project.

The 1<sup>st</sup> Annual Steering Committee was held in June 2018, where Canada and the RBAs had the first opportunity to discuss status and lessons learnt from Year 1 (synthesis available in Annex 1a). The Steering Committee meeting was articulated in two parts:

1. **High-level panel:** led by the Canadian Ambassador to the Italian Republic and Permanent Representative to the Rome-based Agencies, FAO's Director of the Emergency and Rehabilitation Division, WFP's Director of the Programme and Policy Division, and IFAD's Country Programme manager, this section included a presentation of strategic reflections and panel discussions from the three countries involved in the project on (i) Impacts, opportunities and challenges of RBA collaboration; (ii) Placing people at the centre of resilience programming; and (iii) Leveraging new partnerships.
2. **Technical panel:** the second part of the meeting focused on technical deep-dives into the (i) Communications, and the identification of key messages and the use of diverse media to increase advocacy around the project; (ii) Gender, and related ways in which to strengthen and measure impact on gender and women's empowerment; and (iii) Results-based management and Reporting, including the refinement of indicators and the review of the annual reporting template.

The meeting was a great opportunity to meet with the donor and get a feedback from their perspective. It also allowed RBAs and Canada to redirect expectations and communications as well as facilitate future contact with the colleagues in Ottawa.

A study conducted in the DRC on conflict perceptions highlighted possible RBA contribution to sustaining peace through resilience activities. Preliminary findings indicate that both objective and subjective household resilience are linked to lower support for violence and points to the possibility that the programme, if successful, may contribute to building peace at local level by focusing on the least resilient households.

The RBA Resilience initiative was also disseminated during the Food Assistance Convention held in December 2018.

Finally, based on the RIMA analysis conducted in DRC, a North Kivu resilience analysis report was produced and published. It can be found here

<http://www.fao.org/3/CA2844FR/ca2844fr.pdf>

- c) Output 1123 – Advocacy and awareness raising on RBA partnerships, drawing on lessons learned and experiences, undertaken at the country and regional level

A two-tiered communications strategy was developed in consultation with Canada and the RBA field teams in the countries. The first tier reflects a global strategy for awareness raising and advocacy at key global events, and support to the RBA field teams to develop and/or implement their own county-specific strategies; the second tier reflects country-specific strategies developed by the RBA field teams for their contexts, with activities ranging from the documentation and dissemination of case studies, stories, best practices, and the use of multiple media depending on

the country. Communications focal points of each agency, in the three countries and HQ, have been identified and will work together to implement and update the communications strategy.

The joint RBA-Canada promotional leaflet describing the joint programme and the Canadian initiative, available in English and French, was disseminated in various occasions including during the Committee on World Food Security (CFS) and bilateral meetings with donors. Moreover, the RBA organized a side event during the CFS 45, which occurred on 16 October 2018 (the outcome of the side event can be found at the following link <http://www.fao.org/cfs/home/plenary/cfs45/side-events/073/en/>). Coordination of country review and inputs into Canada's presentation of the project for the Food Assistance Convention Board Meeting on 6<sup>th</sup> December was undertaken.

More information on the planned vs. actual achievements are provided in the Global Performance Measurement Framework.

Environmental sustainability, climate change, gender equality and governance are central to the approaches the RBAs are implementing throughout the resilience initiative. Women are being empowered through knowledge and additional opportunities giving them the confidence to claim their household roles. Reducing hard work through specific interventions and providing areas for community shared work also contributed to empowering women. All agricultural activities undertaken within the project are conscious of the challenges that climate change adds to the crisis situation. Hence, all technologies and capacity building for agriculture are climate smart and promote adaptation and resilience. Finally, as governance is central to stability, advocacy and capacity building for governments are also important complementary activities to resilience and stability.

## 1.2 Key Highlights and Lessons Learned

At the global level, the RBA HQ teams have held regular coordination and project management meetings, both amongst the RBA at the HQ-level and at the country level as well as with Global Affairs Canada (GAC).

**Differences in agencies' structures** - The experiences from the first years of the RBA collaboration at the global level have provided some key lessons. For example, it was noted how the differences in the agencies' structures can impact joint resilience programming as RBA, especially when decentralized processes are conducted in different ways, thereby affecting coordination. In particular, the various domains of expertise (such as finance or communication) are handled differently by each agency. This increases the number of stakeholders involved and, consequently, the complexity of such processes. This lesson learned has proven particularly useful, as it helped understand more thoroughly the way each agency implements different processes and how to harmonize them, not only in the framework of this joint RBA/Canada project, but also for future initiatives.

**Communication challenges** - Initial challenges on communication, coordination, and identifying roles and responsibilities were faced by the RBAs at HQ, and, in turn, by the regional and country teams. Primarily, this was the result of institutional differences in decentralization between the three agencies and staff reassignment cycles at the HQ, regional, and country levels, which initially made knowing the roles and responsibilities of each staff member, and the tracking of implementation of tasks, a challenge. Subsequently, a more streamlined process of communication was established.

**Staff turnover** - A new challenge in Year 2 is related to agency staff turnover and the impact it may have on the understanding of the project within the country. International staff turnover amongst agencies is related to reassignment cycles, and in complex and conflict affected countries, is generally limited to two

to three years before staff are rotated out. There are three operational models being applied in the project – in Somalia joint programming is being conducted through existing agency agreements that have been in effect since April 2012; in the DRC the programme is being conducted through a joint Resilience Unit, also pre-established in the country; and in Niger, the RBA team identified and recruited a national Project Coordinator. In 2018, various staff involved in the implementation (or coordination) of the project in all three countries (and all three agencies) were reassigned. In Somalia and DRC, where models are based on established agreements or unit, several challenges related to the understanding of the project and its requirements by incoming staff were noted. This was a surprising finding, as the expectation was that where project partnerships were already historically established, understanding of the project – i.e. the importance of the learning around this effort being equally important to the delivery of the programme - was assured for incoming staff into an existing team. The same was not noted in Niger however, and it is surmised that the presence of a dedicated lead or coordinator on behalf of the three agencies will ensure the continuity and understanding of the project, irrespective of changes in staff.

**Coordination Challenges** - The coordination challenges cannot be underestimated, as the project involves three agencies, at three levels (country, regional, and HQ), each with their own procedures and systems. For example, as part of the leaflet development process, it was learnt that communication and joint agreement and/or endorsement from the three RBAs and the donor takes significant amounts of time, requiring planning to be factored in as early as possible in the project lifespan.

One of the key lessons learnt from Year 1 was the importance of having sufficient dedicated time for an inception phase at the start of the project, to enable a robust and solid programme foundation. The time dedicated in Year 1 to do this allowed the completion of the logframes, baseline data collection, and integration into the final post-inception project report that was completed in Year 2, as programme implementation began. Similarly, the adjustment of the financial disbursement dates to align with Canada’s fiscal year from Year 2 onwards required the project agreements and final project reporting dates to be amended, thereby bringing all project documentation up to date.

### 1.3 Explanation of financial variances

Table 1: Expenditures for RBA project for the Global Component for 2018

Expenditures for RBA project for the Global Component for 2018 (Year2)			
Cost category	Year 2 in USD \$		
	FAO	IFAD	WFP
Staff and personnel costs	49 284.00 <sup>1</sup>	0	67 435.03
Supplies, commodities and materials	-605.50 <sup>2</sup>	0	0
Equipment	0.00	0	1 232.42

<sup>1</sup> Under this budget line, a mistake was identified hence the actual amount should be higher by approximately USD 14,000. The correction has been made but will only appear on 2019 accounts. The narrative provided does represent the reality.

<sup>2</sup> There is still an issue with this figure, as it should read USD 1,148.39 The latter covered the costs of the printing, and publication of the leaflet as reflected in the narrative.

<b>Contractual services</b>	0.00	0	292.5
<b>Travel</b>	2 423.00	0	2 151.68
<b>Transfers and Grants to Counterparts</b>	-54 246.00 <sup>3</sup>	0	0
<b>General Operating and Other Direct Costs</b>	5 046.00	0	411.23
<b>Indirect programme support costs</b>	133.00	0	5 006.60
<b>Sub-total</b>	2 035 <sup>4</sup>	0	76 529.46
<b>TOTAL</b>	<b>78,564</b>		

It is to note that in Year 2, IFAD did not spend any funds neither HQ nor at county level. The agreement with Niger had not yet been signed by the end of 2018 and no other funds were used to run the programme on the IFAD side as there were no IFAD officers on the ground.

### Expenditures for RBA Global Component for 2018 (Year 2)

Explanation of how the budget was used:

- **STAFF AND PERSONNEL COSTS:**

FAO's expenditures for staff and personnel costs account for staffing costs related to the nutrition and Dimitra clubs approach experts deployed in DRC and to the Resilience Index Measurement Analysis (RIMA) across the Niger and DRC, to the Dimitra Club support foreseen for DRC.

WFP's expenditures under this budget line account for time-bound and targeted staff support to the project. This included three months support for technical advice on asset creation and M&E to the country offices, two months support for related communications work, and one-month administrative support. It is noted that this support was spread throughout the year, and thus cost-shared with other sources.

- **SUPPLIES, COMMODITIES AND MATERIALS:**

Under this budget line, the actual costs of the printing and distribution of leaflets for 2018 have been recorded. WFP has nothing to report under this budget line for 2018.

- **EQUIPMENT:**

For WFP, this expenditure reflects the purchase of a laptop and related IT equipment in support of the project, shared by the staff providing targeted support when needed to the three county offices and HQ (see Staff and Personnel line item).

- **CONTRACTUAL SERVICES:**

For WFP, this relates to translation and printing of project materials for advocacy on the margins of WFP's Executive Board meeting in November 2018.

<sup>3</sup> As stated in the 2017 report, this negative amount is the correction of the same amount, which appeared in 2017. Therefore, the line here should be zero.

<sup>4</sup> Taking into consideration all the comments made, the actual sub-total should read approximately USD 72 035.

- **TRAVEL:**  
FAO's expenditures for travel account for the participation of the Assistant Professor at the Department of Peace and Conflict Research at Uppsala University (Sweden) to the CFS side event in Rome. For WFP, these costs are linked to the travel/per diems of staff providing targeted support when needed to the three county offices and HQ (see Staff and Personnel line item).
- **TRANSFERS and GRANTS TO COUNTERPARTS:**  
Nothing to report on this line item for 2018 (see footnote 3 on the previous page). WFP has nothing to report under this budget line for 2018.
- **GENERAL OPERATING AND OTHER DIRECT COSTS:**  
This budget covers FAO's expenditures for general operating and other direct costs. They include the costs of the translation for the CFS 45 side event. WFP's expenditures under this line item include hosting and printing costs related to the 1<sup>st</sup> Annual Steering Committee meeting held at WFP in June 2018.
- **INDIRECT PROGRAMME SUPPORT COSTS:**  
For FAO and WFP, these are standard support costs according to fixed rates.



# The Democratic Republic of Congo

## 2. The Democratic Republic of Congo

### 2.1 Context

In the Democratic Republic of Congo, decades of armed violence, human rights abuses, extreme poverty and instability have created a protracted emergency, where traditional approaches are insufficient to restore livelihoods or strengthen the social cohesion. This is particularly the case in Rutshuru territory of North Kivu. In many parts of Rutshuru, people face a livelihood crisis which goes beyond a humanitarian emergency, thus requiring support that will not only save lives, but also change lives. The complex and prolonged armed conflict is coupled with food insecurity, resulting into widespread malnutrition. The chronic malnutrition rate is 43% and most of the Congolese population is poor, with 65% of the population recognized as chronically poor.

In this spirit, to achieve SDG2, WFP and FAO are working jointly to end hunger through a five-year (2017-2021) programme funded by the Government of Canada in the Rutshuru territory of the North Kivu province, eastern DRC. The goal is to sustainably increase food security and build the resilience of the population and households to shocks and stressors with a focus on vulnerable women and children.

To ensure this result, the programme has adopted a holistic approach based on three main components:

- 1) capacity building activities for smallholder farmers;
- 2) post-harvest management; and
- 3) processing and marketing of agricultural products to increase the availability and accessibility of nutrient inputs.

Project interventions are planned and designed in such a way to provide immediate relief to urgent food needs, while building long-term resilience to recurrent shocks, for example through the Food Assistance for Assets (FFA) programme. This approach results in a sustainable improvement of food production, better post-harvest management, improved access to markets, easier access to micro-credit, income diversification, creation of income-generating activities, women's greater involvement in leadership positions and better nutritional practices.

The DRC Theory of change (Annex 2d) presents an integrated package – which strengthens technical, financial and social capacities – with a lasting impact on nutrition, food security and resilience building. In particular, a sustainable impact on people's lives and their technical skills (such as product processing, natural resource management and sustainable agricultural practices) need to be reinforced by enhanced financial opportunities, such as diversification of income, savings and lending microcredit initiatives, while also building social skills (gender responsive governance, creation of community listening clubs for dialogue and social cohesion, improved knowledge on nutrition, hygiene and gender).

Divided into two districts<sup>5</sup> (Bwisha and Bwito), the territory of Rutshuru borders in the South with Nyiragongo and Rwanda, in the West with Masisi and Walikale, in the North with Lubero and Lake Edward, and in the East with Rwanda and Uganda. In 2017 the population was estimated at 1.7 million and the average population density was 321 inhabitants/km<sup>2</sup>.<sup>6</sup>

The landscape of Rutshuru is characterised by the volcanic mountain chain of Virunga stretching over 80 km. The soil is volcanic in the South and clay in the North. The vegetation is dominated by rainforests and savannah. The hydraulic network of Rutshuru consists mainly of Lake Eduard and the Rutshuru River,

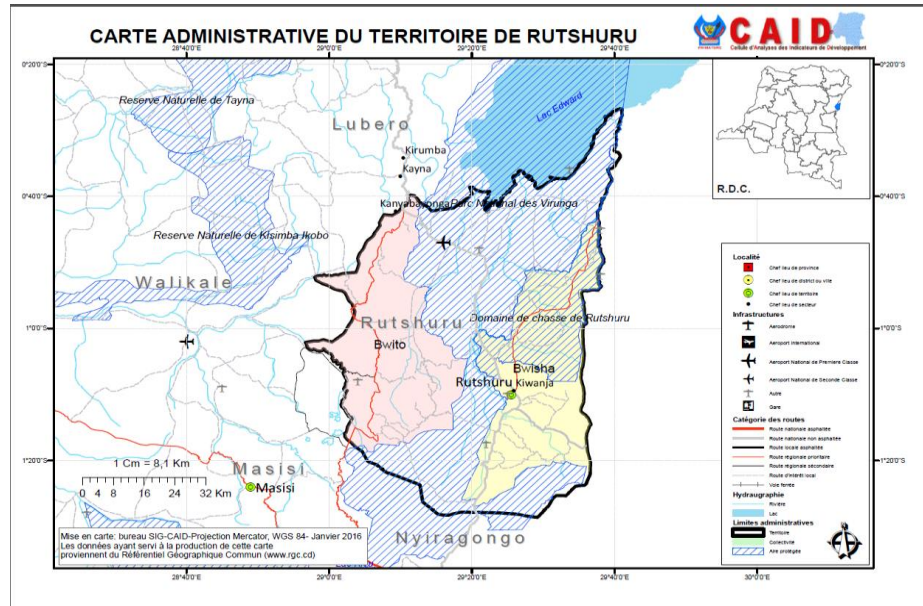
---

<sup>5</sup> The Rutshuru administrative structure is articulated as follows: (1) Territory; (2) District – Chefferie, Bwisha; (3) Groupments (Bweza, Kisigari, Bukoma); (4) Villages.

<sup>6</sup> Cadre Conceptuel d'Aménagement du Territoire, 2017, North Kivu province with the support of UNHABITAT.

which is alimented by several other smaller rivers cross the territory. The area hosts the national park of Virunga, which is under increasing pressure from rebel groups and the local population fighting for their livelihoods. Over 80% of the population depends on rain fed agriculture and pastoralism.

Map 1: Territory of Rutshuru



With an average annual rainfall of 1,800 mm, Rutshuru has two rainy seasons: the Long Rain Season, i.e. Season A, lasts from September to December, while the Short Rain Season, i.e. Season B, starts in mid-February and ends in May. The two dry seasons are from January to mid-February and from June to August.

The main activities of the population include, in order of importance: agriculture, petty trading, breeding, handicrafts and fishing. The territory is divided into two main livelihood zones: namely the agro-pastoral in the mountains to the East and the agricultural volcanic soils of Rutshuru mainly in the South. Thanks to its natural resources, Rutshuru is considered the granary of North Kivu and surrounding provinces, but also important for Rwanda and Uganda. The RBA project in the Democratic Republic of Congo (DRC) is implemented in the Bwisha district<sup>7</sup> of the province of North Kivu, Rutshuru territory and, specifically, in three of the seven areas in which the district is divided (Bweza, Kisigari and Bukoma).

## 2.2 Activities

The project ultimate outcome is to achieve “Increased food security and resilience to shocks and stressors such as natural shocks, armed conflicts, for populations, especially women and children, in targeted regions”<sup>8</sup>. To reach this goal, the RBA actors and cooperating partners on the ground implemented various activities over 2018, including:

- Provision of quality agricultural inputs through local input shops;
- Training on agricultural production techniques;
- Purchase of commodities for WFP school canteens;
- Linking farmer organizations with potential buyers.

<sup>7</sup> Ibid

<sup>8</sup> Ultimate Outcome 1000 from the PMF



## 2.2.1. Reporting on Outputs

Outcome/output	Indicator(s) from the PMF	2018 annual target	2018 achievement	2017+2018 achievement (cumulative)	End of Project Target	Status to date
<b>Immediate outcome 1210</b>	<b>Improved capacity of selected beneficiaries in food production systems, post-harvest handling and market access</b>					
<b>Output 1211 - Technical support to sustainable production techniques and post-harvest handling, including the provision of climate-sensitive, agricultural inputs, nutrient-rich crops and varieties and tools provided</b>	% of supported CBOs who received technical support for production through the project	40%	45%	100% 40 UOP	80%	On schedule. 40 unions supported and 40 were planned
	% of supported CBOs who received technical support for processing and marketing through the project	40%	0%	0%	80%	Delayed. Planned to be implemented in 2019.
	% of HH benefiting from quality agricultural inputs through the project	40%	51.4% (6 437 HH)	99.8% (12 479 HH)	80%	Ahead of schedule. 12 479 households supported out of the 12 500 planned through the project.
	% of HH who received support for production of nutrient-rich foods including vegetable and animal protein through the project	30%	51,4% (6 437 HH)	99.8% (12 479 HH)	80%	12 479 households supported out of 12 500 planned. Year 1 of the project: 6 042 households supported Year 2: 6 437 additional households supported. Cumulative total: 12 479 households that received fortified seeds.
	# HH which have access to nutrition-rich crops through the project	5 000 HH	6 437 HH	12 479 HH	10 000 HH	Ahead of schedule
	# HH which have received nutrition-rich small livestock through the project	2 500 HH	1 700 HH	3 780 HH	10 000 HH	Ahead of schedule
<b>Output 1212 - Trainings on animal health and vaccination campaign</b>	% of supported CBOs that are trained on animal health through the project	30%	0%	0%	50%	The training was delayed due to the difficulty of signing the Memorandum of Understanding (MoU) on seeds multiplication.

## DRC

Outcome/output	Indicator(s) from the PMF	2018 annual target	2018 achievement	2017+2018 achievement (cumulative)	End of Project Target	Status to date
against common animal diseases implemented	# of vaccination campaigns implemented through the project	3	0	0	3	Delayed. MoU already signed with IPAPPEL vaccination campaign in March 2019. Possibility to conduct 3 vaccination campaigns.
	# of animals that are vaccinated against common animal diseases	3 000	0	0	3 000	Delayed. Contract to be signed in 2019.
<b>Output 1213</b> - Market related climate-sensitive infrastructure such as bridges, roads and storage facilities and facilities rehabilitated and / or constructed	# of market and infrastructures rehabilitated / constructed	5	0	0	7	Delayed 2 construction contracts in progress (2 Warehouses). 4 other construction sites (2 warehouses and 2 markets) to be launched in early April. 1 market launched in November 2019. 1 road rehabilitation for FFA for 2019
<b>Output 1214</b> - Training on commercialization provided to smallholder farmers organizations	% of supported small-holder farmer organizations who received training on commercialization through the project	7% (22 FOs)	0%	0%	80%	Delayed Contract will be established in 2019
<b>Output 1215</b> -Capacity building provided to supply-side partners such as providers of seeds, veterinary products, packaging, spare parts, etc.	% of supported CBOs that received support on seeds multiplication through the project	40%	55%	100%	50%	Ahead of schedule. Seed supplying partners benefit from capacity strengthening.
	% of supported CBOs who have access to agricultural inputs shops through the project	55%	45%	100%	80%	Ahead of schedule
	# of veterinary stores put in place	2	0	2	6	On schedule
<b>Immediate outcome 1220</b>	<b>Increased capacity of selected beneficiaries, especially women, for income and saving/credit source diversification</b>					
<b>Output 1221</b> - Income generating activities promoted with focus on women groups	% of participating women groups supported to conduct IGAs through the project	80%	0%	0%	80%	On schedule The Income generating activities are planned after 9 months of training on literacy.

Outcome/output	Indicator(s) from the PMF	2018 annual target	2018 achievement	2017+2018 achievement (cumulative)	End of Project Target	Status to date
<b>Output 1222</b> -Trainings, cash transfer and small equipment provided to microfinance institutions and community-based savings and credit associations	% of supported community-based savings and credit associations that received training and small equipment through the project	30%	0%	0%	60%	Delayed There were delays in identifying the cooperating partners.
	% of supported community-based savings and credit associations that received conditional cash transfers to support saving and loan systems through the project	30%	0%	0%	60%	Delayed To be implemented in the future.
<b>Immediate outcome 1230</b>	<b>Increased access to gender-sensitive social and productive safety nets for vulnerable households, including pregnant and lactating women</b>					
<b>Output 1231</b> - Gender-sensitive Food Assistance for Assets (FFA) provided to vulnerable households, and Food Assistance for Training (FFT) for pregnant and lactating women	# of participants in FFA activities through the project (disaggregated by sex)	667 ( 68% women)	0	0	1 000	Delayed The infrastructures to be built by FFA have already been prioritized through a participatory workshop with the beneficiary communities and the list of selected assets is already available. To be implemented.
	# of participants in FFT activities through the project (disaggregated by sex)	125 ( 68% women)	0	0	500	
<b>Output 1232</b> - Conditional cash transfers provided to support girls' education and nutrition	# HH receiving conditional cash transfer to promote access to food and girls' education through the project	100	0	0	100	Delayed This is a new project in the intervention area, so the team needed more time to sensitize the communities, including households and schools to avoid conflicts in the targeting.
<b>Immediate outcome 1310</b>	<b>Improved capacity of community-based organizations in sustainable collective and productive resource management with focus on women leadership</b>					

## DRC

Outcome/output	Indicator(s) from the PMF	2018 annual target	2018 achievement	2017+2018 achievement (cumulative)	End of Project Target	Status to date
<b>Output 1311</b> - Gender sensitive training in management and leadership provided to community organizations	% of supported CBOs who participated in gender-sensitive organizational management trainings	80%	40%	40%	80%	Delayed This was due to the delays in beneficiary targeting for Dimitra Clubs.
<b>Output 1312</b> - Gender-sensitive sensitization campaigns on leadership roles and human rights conducted in targeted communities	# gender-sensitive sensitization campaigns on leadership roles and human rights conducted	2	1	1	4	Awareness campaigns through Dimitra Clubs
<b>Output 1313</b> - Women-centred functional literacy programme implemented	# of women participating in literacy and gender-sensitive trainings conducted under the project	800	1 000	1 000	1 000	Ahead of schedule
<b>Output 1314</b> - Capacity building in sustainable resource management, including awareness of positive coping strategies for environmental hazards, climate change, reforestation, environmental protection and climate smart approaches to production, provided to men and	% of supported CBOs who received training on sustainable resources management, including sensitization on positive coping strategies to environmental hazards, climate-change adaptation, reforestation, environmental protection, and climate-smart approaches to production through the project	20%	0%	22%	80%	On schedule Training planned for April 2019
<b>Immediate outcome 1320</b>	<b>Improved capacity of beneficiary organizations and institutions to influence local, provincial and national decision-making processes on the management of collective and productive re-sources<sup>4</sup> and agricultural policies development.</b>					
<b>Output 1321</b> - Information sharing networks such as	# of community listening clubs formed	38	15	77	100	Behind schedule Formation of new Dimitra Clubs is underway

## DRC

Outcome/output	Indicator(s) from the PMF	2018 annual target	2018 achievement	2017+2018 achievement (cumulative)	End of Project Target	Status to date
community listening clubs and market intelligence sharing systems organized	% of beneficiary FOs which have access to a market intelligence sharing systems	40%	0%	0%	80%	Behind schedule - The call for proposal has been launched to find a contractor responsible for the post-harvest and commercialization.
<b>Output 1322</b> - Capacity building provided to government technical departments	# of trainings provided to technical state departments	2	3	3	10	Ahead of schedule 30% of trainings completed; 2 new trainings already planned for April 2019
	# of technical state departments (IPAPEL, SENASEM) that received equipment	2	1	1	2	Behind schedule IPAPEL already equipped
<b>Output 1323</b> - Capacity building provided to existing umbrella organizations to improve their service delivery to members	% of umbrella organizations <sup>9</sup> supported in technical, financial, legal or logistic aspects	20%	0%	20%	80%	On schedule 2 umbrella organisations supported technically and logistically in year 1
<b>Output 1324</b> - Institutional arrangements between beneficiaries and other social and economic stakeholders at local and national levels, such as umbrella organizations, professional organizations and networks implemented	% of targeted farmer groups that are connected to an umbrella organization	40%	45% (18 UOP)	100% 2017: 22 UOP 2018: 18 UOP	80%	Ahead of schedule The total number of UOP is 40. Year 1, we reached 22 UOP. Year 2, we added 18 UOP.
<b>Immediate outcome 1410</b>	<b>Improved knowledge of good food and nutrition practices among female and male beneficiaries in selected communities</b>					
<b>Output 1411</b> - Media-based community awareness raising	# of community awareness campaigns on	2	0	1	4	Behind schedule

<sup>9</sup> Umbrella organizations are wider, provincial or national level organizations. They generally include tens or even hundreds of FOs.

Outcome/output	Indicator(s) from the PMF	2018 annual target	2018 achievement	2017+2018 achievement (cumulative)	End of Project Target	Status to date
campaigns on nutritional best practice conducted	nutritional good practices conducted					
<b>Output 1412</b> - Gender-sensitive training and awareness raising sessions conducted in targeted communities on nutrition, including promotion of dietary diversity, and culinary demonstrations	# of women and men participating in trainings and awareness raising sessions on nutrition	2 500 (68% women)	2 500 (68% women)	2 500 (68% women)	10 000	On schedule Contract of 8 <sup>th</sup> CEPAC in progress
	# HH which have access to nutrition-rich animals through the project	1 300	103	103	4 000	Behind schedule Delays were due to finding reproductive animals in the local market.
<b>Immediate outcome 1420</b>	<b>Improved knowledge of essential family practise in food hygiene among female and male beneficiaries in selected communities</b>					
<b>Output 1421-</b> Community awareness and sensitization campaigns on food hygiene conducted	# of awareness and sensitization campaigns on food hygiene conducted	1	1	1	4	On schedule
<b>Output 1422-</b> Sensitization campaigns on food hygiene best practice conducted in beneficiary communities	# of good practices divulgation campaigns conducted	1	1	1	4	On schedule

## 2.3 Expected Outcomes

The expected ultimate outcome of the programme is to improve the food security and resilience of the targeted communities, especially women and children. In the intermediate term, the three main outcomes will be:

- **Pillar 1: Intermediate Outcome 1200** - Increased availability and access to a nutritious, diversified and stable food supply for populations, especially women and children, in targeted areas;
- **Pillar 2: Intermediate Outcome 1300** - Improving sustainable and gender-sensitive governance of collective productive resources by the relevant authorities and/or other relevant stakeholders in the targeted areas;
- **Pillar 3: Intermediate Outcome 1400** - Enhanced delivery of gender sensitive nutrition outreach activities to populations, especially women and children, by relevant authorities and/or other relevant stakeholders in targeted regions.

The implementation is approached from the perspective of expected outcomes according to the logical framework specific to DRC. These outcomes are:

### **Pillar 1 - Intermediate Outcome 1200: Increased availability and access to a nutritious, diversified and stable food supply for populations, especially women and children, in targeted areas**

The activities below are presented according to the three immediate outcomes deriving from the intermediate outcome 1200 of the logical framework.

#### **a) Immediate outcome 1210 - Improved capacities of diverse nutrient-rich food production systems, post-harvest handling and market access**

##### **Output 1211 Technical support to sustainable production techniques and post-harvest handling, including the provision of climate-sensitive agricultural inputs, nutrient-rich crops and animal varieties and tools provided**

##### **Activity 1: Training in five agricultural production techniques through the Farmers Field Schools (in total benefiting 4 183 beneficiary households)**

To reinforce technical capacities of beneficiary households, various training courses were provided by the Provincial Inspection of Agriculture, Fishing and Livestock (IPAPEL). In addition to that, sustainable efficient production techniques were taught directly to the producers through Farmer Field schools.

In 2017, as the first year of implementation 52 people (out of which 40% were females) were trained for 21 days. The training was spread over three sessions and included various comparative tests that helped farmers find the best agricultural tools and techniques. This year (2018), the comparative experiments included the five learning themes outlined below and these were implemented in different villages of the project area:

- The sowing date of beans;
- Seed density;
- Climbing beans staking period;
- Organic fertilization through the biomass of *Tithonia diversifolia*;
- The period and frequency of the weeding.

As part of these experiments different bean sowing dates and bean staking periods were compared with traditional techniques to identify good practices and the effects from usage of *Tithonia*

biomass as a fertilizer (for a dose of 10 tons/ha) were compared with a control plot without organic fertilizer.

Despite some challenges faced through the experiments, such as destruction of sites by straying domestic animals and thefts, the experiments implemented through the Farmers Field Schools yielded some interesting results that need to be repeated in time for confirmation:

- (i) The best time to plant climbing beans in Season A is around September 15<sup>th</sup>. This contradicts the farmers tendency of anticipating sowing to avoid exposure to climatic disturbances.
- (ii) The best timing to stake climbing beans would be at the beginning of the bean tendril growth, about 3 to 4 weeks after sowing.
- (iii) Contrary to the widespread technique of increasing the quantity of seeds per unit area to overcome the problem of land scarcity, the best planting density of maize recommended by agronomists is 80 cm x 50 cm with 2 seeds per pocket, which leads to better yields and bigger seeds.
- (iv) Application of *Tithonia* biomass significantly improves soil fertility by more than doubling the yield of *Rubare* bean (Kisigari group).
- (v) The best time for bean weeding would be 15 days after sowing instead of after flowering as commonly practiced by farmers.

The Farmer Field School (FFS) approach was therefore instrumental to demonstrate that traditional practices are not always the best ones to optimize agricultural production and it was agreed that any innovative agricultural production technique should always be tested beforehand through the FFS approach.

#### Activity 2: Training on the fight against banana bacterial wilt

Taking into account the importance of bananas in the income of targeted, the RBAs, in cooperation with IPAPPEL technicians, organized a four-day training to 53 Farmer Field Schools facilitators (out of which 22 were women) on control techniques for the bacterial wilt affecting banana crops and causing their destruction. The knowledge gained will be assessed and disseminated as part of the FFS approach by a follow-up committee formed at the end of the workshop.

#### Activity 3: Support for food production

Thanks to IPAPPEL's agricultural technicians and implementing partners, 12 479 households benefited from the project's support to increase food production and 3 366 HA were planted (an average of 26 HA per household). All this resulted in the production of 6 613 tons of food, including 2 623 tons of maize, 2 670 tons of beans and 1 320 tons of soya. The average yields obtained from maize, twin beans, kidney beans and soybeans were 3 781 kg/HA, 1 487 kg/HA and 1 007 kg /HA, respectively. Average areas and production per beneficiary household do not include those assigned to other important crops such as sweet potatoes, cassava and sorghum.

It should be recalled that during the previous planting season, food production was 1 568 tons for 4 183 households supported by the same project. This shows that the agricultural production had a 41% increase compared to the previous season.

#### Activity 4: Support to vegetable production

To promote dietary diversification for improved nutrition, the project supported the production of vegetables by supplying stores with various species of seeds, appropriate tools and small



agricultural equipment (sprayers), essential phytosanitary products and by training beneficiaries on best agricultural practices.

The year 2018 was devoted to the follow-up of 54 community vegetable gardens, and 876 individual gardens supported by IPAPPEL's agricultural technicians and implementing partners. 70% of the participants were women. To facilitate the learning of efficient techniques in market gardening while minimizing waste of seeds with traditional techniques, the activity was organized in a so-called "field corridor" that brought together smallholder farmers from different sites. Community germinators were set up with the technical assistance of agriculture extension workers before distributing the seedlings to the beneficiaries for transplanting into their individual gardens. Once the seeds germinated, the seedlings were distributed to the households for transplanting into their fields. The advantages of this approach are to (i) minimize the seed losses if the beneficiaries work on their own plantation as they do not master the cultivation techniques, (ii) to facilitate the transmission of knowledge by the IPAPPELs to the clustered producers and (iii) to facilitate the monitoring of the germinators.

During the period covered by this report, 876 households were supervised for vegetable crops, mainly red onion and cabbage. The outcomes remain to be evaluated in May 2019 after the harvest.

***Activity 5: Support for the processing of agricultural products***

This activity aimed to ease the workload of rural women responsible for the preparation of the meals and to improve the composition of the food ration by integrating new foods.

In addition to four already-functioning kernels in Kalengera and Kabaya (Kisigari group) and N'tamugenga and Rutsiro (Bweza group), four new maize kernels were purchased in 2018 by the project and will soon be installed to increase the capacity of the project-supported cooperatives to cope with the growing demand for maize, including that of WFP as part of its programme in Rutshuru territory.

The transformation units' statistics indicate that during the fourth quarter of 2018, the quantities produced and purchased through the project was 22.53 tons of semolina and 181 tons of maize and cassava flour. The money earned by farmer organizations was used to cover the operating expenses (salary of the manager) and the profit was distributed at the end of the year.

***Activity 6: Support for small animal breeding to fight malnutrition***

A total of 103 households with malnourished children received a kit of 2 females and 1 male for rabbits and 5 females and 2 males for guinea pigs through a revolving loan system.

In 2018, the activity started with the provision of an initial animal stock including 275 rabbits (250 females and 25 males) and 550 guinea pigs (500 females and 50 males) to farmers groups (20 persons/FO). These initial recipients were then required to give the first offspring from their animals to others in the community, and so on until full distribution throughout the community was achieved, prioritizing the families with malnourished children.

Over 2018, other than on monitoring the distribution of animals, the activities focused on providing support to pastoralists on prophylactic measures, breeding management and livestock feeding. The number of rabbits and guinea pigs has increased significantly from the initial stock provided, reaching 605 rabbits and 2 465 guinea pigs after sales and family consumption.

***Output 1213: Market related climate-sensitive infrastructure such as bridges, roads and storage facilities and facilities rehabilitated and/or constructed***

Activity 1: Food Assistance for Assets and Food Assistance For Training with Cash-based Transfers

The project focused on the rehabilitation of agricultural community infrastructure by involving beneficiary households through Food Assistance for Assets (FFA) programmes. The activity aims to fill the immediate food deficit at the household level through cash-based transfers, while engaging them in the construction or rehabilitation of basic infrastructure that can make them self-sufficient in the long-term. Prior implementation, the capacities and functioning of the local markets were assessed to avoid a disruption due to the injection of a large money supply.



*Picture 1: FAO and WFP supporting agriculture production in Rutshuru territory in North Kivu. Small holder farmers are successfully increasing productivity with the support of FAO extension services. © WFP/Olivier Nkakudulu*

The multi-sectoral analysis conducted by WFP and FAO examined the functioning of markets, food availability, market actors and their capacity, the prices of different commodities and their seasonality, supply chains, the capacities of financial institutions and technology opportunities and existing communication. The study produced the following findings:

- **Labor cost:** The daily farm work costs on average 3 209 Congolese Franc (FC) in Masisi, 2 500 FC in Nyirangongo and 2 200 FC in Rutshuru. In addition, the area has mining activities in Karuba, within Masisi territory. It should be noted that previous cash for work programmes implemented by other actors in the area, such as Mercy Corps and the Virunga Foundation, provided a daily wage of USD 3 per day for a participant.
- **Food availability:** The difference in microclimates between agricultural production areas allows the complementarity between different markets. In case of negative variation higher than 10% of commodity prices, there would be a need to support communities with food assistance through cash transfers.
- **Modalities of intervention:** Given the security situation, market functionality, financial aspects and opportunities related to information and communication technology, the multi-sectoral assessment recommended cash transfers as being the best transfer type to implement the asset creation activities.

The final report of the multi-sectoral study is available in Annex 2a to this report. The identification and validation of the FFA sites was carried out within the framework of a joint FAO and WFP mission accompanied by the implementing partners (AJECEDEKI, COOCENKI, LOFEPACO, IPAPPEL), as well as representatives of the territory and the chiefdom from Bwisha. The criteria used for the validation of FFA sites for the construction or rehabilitation of community infrastructures were as follows:

**General criteria**

- **Non-conflictual area:** the landowner was contacted to attest, in the presence of local authorities, that the area is not exposed to conflicts. While in most cases the land was

offered by the authorities, in some other lands were purchased by the farmers' organizations through membership fees.

- **Physical accessibility:** the selected areas need to be easily accessible by road and should not be exposed to security concerns.

#### Specific criteria

- **Warehouse sites:** For the construction of warehouses, input shops, drying areas and transformation units, the topography of the land should not be excessively steep or exposed to erosions. In addition, it should be close to the road and not too far away from the markets to facilitate the accessibility of traders' trucks;
- **For marshes/wetland:** there should be less risk of flooding of the surrounding areas after drainage and watershed stabilization. Agreement of the landlord is required prior starting the rehabilitation work and for the management of the watersheds.

More in-depth studies on the materials' resistance and the ownership of soils are conducted by technicians to supplement the summary assessment outlined above before starting the construction or rehabilitation work. The table below shows the implementation plan.

Table 2: Planned FFA activities

Asset Type / Infrastructure	Quantity	Areas
Construction of a complex warehouse consisting of a shelter for UT and a drying area	4	Kashwa, Tanda, Gisiza, Kinihira
Road rehabilitation	1	Tanda-Rutsiro, Ruseke, Ntamungenga
Reforestation (HA)	50	Kanyabusoro
Afforestation (HA)	100	Kinihira
Afforestation (HA)	50	Kashwa
Swamp drainage (HA)	100	Kalengera
Swamp drainage (HA)	100	Tanda
Market Construction	2	Kinihira, Kayabusoro

Source: Project Operational Planning Document

#### **Output 1214: Training on commercialization provided to supported small-holder farmers organizations**

##### **Activity 1: Purchase of food by WFP from small producers**

In connection with school canteens, WFP purchased commodities from small producers from *Cooperative Centrale du Nord Kivu (COOCENKI)*, *Ligue des Organisations Feminines Paysannes au Congo (LOFEPACO)* and *Association des jeunes Cultivateurs pour le Developpement du Kivu (AJECEDEKI)*. The project promotes bundling through community warehouses. Each participating group is informed of all stages of the sale. Quality control is performed by *Office Congolais de Contrôle (OCC)*, a state-owned entity that performs quality certification prior to the delivery of commodities to WFP. With each payment, under the supervision of partners, beneficiaries receive money individually based on the amount of their participation in the grouped sale.

Table 3: Tonnage purchased from producers by WFP

Commodities	Tonnage purchased (MT)	USD
Beans	113.10	90 480
Maize flour	740.55	513 171
<b>Total</b>	<b>853.65</b>	<b>603 651</b>

Source: WFP WINGS Purchasing Tracking Data

**Output 1215: Capacity building provided to supply-side partners such as providers of seeds, veterinary products, packaging, spare parts, etc.**

**Activity 1: Supply quality agricultural inputs through local agriculture tools and input shops**

The promotion and access to agricultural inputs through the provision of local agriculture tools and input shops is an approach that differs fundamentally from traditional resilience-building interventions, as it enables smallholder farmers' organizations to acquire and manage the agriculture tools and input shops on their own, thereby ensuring sustainability and local ownership of the results. The provision of agriculture tools and the creation of input shops is an economic and community-based strategy to stimulate the local economy as it encourages producers to purchase farm inputs locally. These structures, self-managed by farmers organizations, constitute local supply points that protect small agricultural producers from speculative fluctuations in the prices of seeds and agricultural implements close to the sowing season. One significant advantage of these shops is the opportunity for producers to access inputs on credit.



Picture 2: A member of farmer organization in Rutshuru territory during the harvest of beans. 60% of the farmers organizations members are female. ©WFP/Olivier Nkakudulu

Through the RBA project, farmers organizations were provided free of charge with an initial batch of quality inputs to be sold to their members at an affordable price based on the market. To meet the needs of members, the types and quantities of inputs to replenish the shops are determined by the Management Committees of the shops, composed by two members per Farmer Organization (FO). After the sale of the first batch of inputs - the FOs replenish the stores according to the real needs of their members to avoid stock-outs. In this way, input shops provide a sustainable solution to ensure producers' access to quality agricultural inputs.

The project plans are to construct new shops in 2019 in Tanda, Kinihira (Bweza area), Kashwa and Gisiza (Kisigari area), improving beneficiary access to quality input supply points. At this stage, two central shops, divided into additional two, are operational. The two central shops operate in the facilities built under the former Belgian-funded programme in N'tamugenga (Bweza area) and Kalengera (Kisigari area), while the two secondary shops, located in Rutsiro for Bweza and Kabaya for Kisigari, are temporarily located in premises lent by the FOs pending the construction of new buildings.

The shops were supplied twice, corresponding to the two growing seasons already covered by the project. A new delivery of inputs and small agricultural equipment is planned for early 2019.

After two years of RBA implementation, the cumulative quantities of inputs and small agricultural equipment provided through local shops are as follows:

- Distribution of 53 918 agriculture tools (such as hoes, rakes, spades and watering cans) out of which 32 148 have been distributed during the 2018 reporting period;
- Distribution of 114.9 tons of food seeds (maize, beans and soybeans) out of which 19.84 tons were provided during the 2018 reporting period;
- Provision of 139 kg of seeds (such as eggplants, red onion, amaranth, tomato, leek, cabbage), out of which 35kg were provided during the 2018 reporting period;
- Distribution of 245kg of phytosanitary products, out of which 45 kg were distributed during the 2018 period covered by this report;
- Provision of 400 grinders to grind soy and peanuts to improve children's nutrition;
- Distribution of 30 solar radios for Dimitra listening clubs and
- 10 scales for crop weighing.

#### *Activity 2: Seeds multiplication*

With the support of the project, 64 tons of beans quality seeds, maize and soybeans were produced by 40 farmers organizations (FOS). This activity was conducted with the aim of empowering the beneficiary to renew quality seeds, in response to the scarcity of seeds, which is one of the most limiting factors to successful agricultural production. The seeds multiplication activity consisted of three parts: a) supply of seeds, b) supervision by the National Seed Service (SENASA) and c) training of 51 FO animators on seed multiplication techniques. The main achievements reached through this activity in one season are shown in Table 4.

Table 4: Area, production and yield for seeds multiplication activity

Species	Variety	Area planted (ha)	Production (Ton)	Yield (T/HA)
Maize	ZM 625	23,67	50,07	2,1
Dwarf Bean	Kasoda	2,52	2	0,8
Dwarf Bean	Kabulangeti	1,88	1,7	0,9
Spiny Bean	G59/1-2	5	7,2	1,4
Soya	Imperial	2	3,3	1,7
<b>Total</b>		<b>35,07</b>	<b>64,27</b>	

**Source:** Monitoring data of the agricultural campaign by the technical services

The seed multiplication will improve the availability of good quality seeds in the intervention area, as in 2017, only 22 ha of land were made available to FOs to produce improved seeds. This activity will contribute to making households more seed secure, especially thanks to the increase in number of FOs from 40 to 100. In the long term, in addition to the seed multiplication, the training in seed multiplication techniques will enable FOs to regularly renew their seeds and avoid degeneration. This will have a lasting impact on agricultural production and will ensure sustainability with regards to their needs.

**b) Immediate outcome 1220 - Increased capacity of selected beneficiaries, especially women, for income and saving/credit source diversification**

**Output 1221: Income generating activities promoted with focus on women groups and Output 1311: Women-centered functional literacy programme implemented**

**Activity 1: Women's Literacy and Income Generating Activities**

Community consultations conducted through a CBPP exercise identified illiteracy as one of the major obstacles to achieve resilience to shocks and stressors and women's empowerment, and highlighted its direct correlation with the level of household malnutrition. Since more than 60% of households are female-headed, and more women than men are illiterate, the programme included the organization of trainings on functional literacy for FO members with a focus on women. Volunteer men were also admitted and represented 6% of the total number of the participants.

The aim of this activity, implemented through the NGO LOFEPACO (League of Peasant Women of Congo), is to reduce social inequalities between men and women, to promote women's active participation in community life and to strengthen their capacity to manage their income-generating activities

Two targeting missions were carried out in 2018 and a total of 1 000 beneficiaries were identified, including 940 women and 60 men. The targeted individuals will be divided into 16 literacy circles and each of them will receive a nine month-training. In addition, the centers provide social training and sensitize beneficiaries on key issues such as the role of women in society, best practices in nutrition and hygiene.

As of April 2019, literate women will be supported in implementing profitable non-farm income generating activities. This will help diversify their sources of income and reduce the poverty rate within households. Each type of income-generating activity will be subject to a cost-benefit analysis in order to guide and support beneficiaries.

**c) Immediate outcome 1230 - Increased access to gender-sensitive social and productive safety nets for vulnerable households, including pregnant and lactating women**

**Output 1231: Gender-sensitive Food Assistance for Assets (FFA) provided to vulnerable households, and Food Assistance for Training (FFT) for pregnant and lactating women**

**Activity 1: Validation of Community-Based Participatory Plans and definition of Food Assistance for Assets (FFA)**

The approach chosen by WFP and FAO to design, plan and implement resilience-building projects is the Three Pronged Approach (3PA), consisting of:

- The Integrated Context Analysis (ICA), which involves the creation and overlay of maps to identify patterns of vulnerability based on historical trend analyses of food security and natural shocks. These are then used to identify and discuss the most appropriate programmatic strategies in specific geographical areas.
- The Seasonal Livelihood Programming (SLP), which is a planning tool applied at the sub-national level, bringing together local needs and experiences so that multi-sectoral programmes and interventions can be coordinated, planned, and delivered.
- The Community Based Participatory Planning (CBPP), which is a community-level participatory exercise to identify needs and tailor programme responses to local requirements

by ensuring prioritization and ownership of communities adapted to the local context and empowering women and the most vulnerable groups.

Applying the 3PA approach in the first year of the project allowed the project team to implement seven (7) community plans elaborated through CBPPs. WFP and FAO, in collaboration with local authorities and actors in the targeted areas, organized a validation workshop of these community plans in early July 2018. The purpose of this workshop was:

- (i) to confirm the priority actions defined in connection with the local development plans;
- (ii) to identify the activities to be developed by the RBA project according to WFP and FAO mandates;
- (iii) to develop a possible synergy with the other actors involved in the project areas;
- (iv) to discuss with the local authorities about the major problems expressed by the communities; and
- (v) to make a pledge for the consideration, by other actors in the area, of the communities' needs not covered by the project.

At the end of the validation workshop, the targeted communities expressed the need for rehabilitation of agricultural feeder roads and assets to store and process agricultural products, and drainage of marshes to recovery land to be cultivated as well as the need for reforestation activities. Table 5 below identifies the needs of communities in terms of rehabilitation of assets identified through the CBPP workshop.

Table 5: List of identified community assets

Sites	Type of assets proposed by the communities
Kisigari	Construction of warehouses, drying area, an input shop and a transformation unit in Gisiza
	Rehabilitation of 100 HA of swamps in Kalengera
	Rehabilitation of the Rumangabo – Gisiza - Musezero – Nkonkwe - Kanombe road with a length of 30 km
	Construction of a market in Kanyabusoro
	Rehabilitation of Kanyabusoro Road (8 km)
	Reforestation/afforestation activities in Kanyabusoro for 50 HA
Bweza	Rehabilitation of the Tanda - Rutsiro - Ruseke - Ntamungenga road with a length of 13 km
	Construction of warehouses, drying area, an input shop and a transformation unit in Tanda
	Rehabilitation of the Kamira - Gisiza road with a length of 10 km including a bridge
	Construction of warehouses, drying area, an input shop and a transformation unit in Kinyihira
	Rehabilitation of 100 HA of swamps in Kalengera
	Afforestation in Kinyihira for 100 HA
Bukoma	Construction of a complex consisting of warehouses, drying area, an input shop and a transformation unit in Kashwa
	Afforestation in Kashwa for 50 HA

Source: data compiled during the workshop

**Pillar 2 - Intermediate outcome 1300: Improved sustainable and gender-sensitive governance of collective productive resources by competent authorities and other relevant stakeholders in targeted regions**

The activities performed are presented according to the two immediate outcomes related to the intermediate outcome 1300 of the logical framework.

**a) Immediate Outcome 1310: Improved capacity of community-based organizations in sustainable collective and productive resource management with focus on women leadership**

**Output 1311: Gender-sensitive training in management and leadership provided to community-based organizations and Output 1312 Gender-sensitive sensitization campaigns on leadership roles and human rights conducted in targeted communities**

**Activity 1: Targeting of beneficiary households and farmers organizations (FO)**

Over 2017, the project established 22 associations in the Bweza and Kisigari area with a total of 4 183 households. During the second year of implementation (2018), the project identified 8 296 new beneficiary households. A total of 12 479 beneficiaries out of the 12 500 planned were registered in SCOPE representing 99.8% of the planned beneficiaries in South Bukoma, Kisigari and Bweza area. The 21 missing beneficiaries were absent during the SCOPE registration, WFP and FAO team will register them in 2019.

The identification process was preceded by a joint WFP/FAO mission explaining the importance and the objectives of the process as well as the methodology which was going to be used. This mission also identified the registration sites and verified the selection criteria. These included:

- Being a member of local smallholder farmers organization. However, heads of households who freely joined some farmers organizations were also considered;
- Being a permanent resident of the targeted village;
- Having agriculture as the main source of income;
- Being a small farmer (the area harvested per growing season should not exceed 1 HA).

Transparency in the targeting process was ensured by cross-checking the lists of members identified by the farmers organizations and the physical presence of each member of the household while recording a minimum of biometric information of each household member. In carrying out its mandate, WFP processes a large amount of information, including personal data of its beneficiaries and prospective beneficiaries. Protecting this information is a fundamental part of WFP's duty of care to those it serves. Guidelines have been developed to ensure data protection. WFP's Policy on Humanitarian Protection unequivocally requires that assistance will be delivered with respect for human rights, and that assistance should contribute to the safety, dignity and integrity of vulnerable people.

Table 6: Number of registered households broken down by group and gender

Province	Territories	District	Number FOs	Male	Female	Total
NORTH KIVU	RUTSHURU	BUKOMA SOUTH	19	664	1 832	2 496
		KISIGARI	55	1 454	3 719	5 173
		BWEZA	26	1 725	3 085	4 810
<b>TOTAL</b>			<b>100</b>	<b>3 843</b>	<b>8 636</b>	<b>12 479</b>

Source: Data compiled from the SCOPE system



A total of 70% of household heads targeted and registered in the SCOPE platform are women. A complementary SCOPE registration will be organized to fill the gap.

**Output 1314: Capacity building in sustainable resources management, including sensitization on positive coping strategies to environmental hazards, climate-change adaptation, reforestation, environmental protection, and climate-smart approaches to production, delivered to female and male beneficiaries and their organizations**

**Activity 1: Facilitation of negotiations for land access**

Access to land represents a challenge for smallholder farmers because land is mostly owned by large landowners. To improve land governance and access to land, the project organized a community-based negotiation workshop between small-scale land tenants (producers) and large landowners in Rutshuru. The objective was to help smallholder farmers gain access to more agricultural land and to increase their agricultural production capacity. The workshop included 30 participants, out of which 13 were women (43%).

These negotiations were held in two rounds and resulted in:

- (i) the creation of a permanent framework of exchanges between the two stakeholders to solve their recurring problems;
- (ii) the elaboration of a "Social Territorial Pact" regulating the relations between the two stakeholders;
- (iii) the provision by landlords of a 200 HA area for the reproduction of seeds during crop season B, which starts in mid-February and ends in May of the 2018/2019 crop year.

The signed agreement will reduce the burden of smallholder land tenants while significantly improving the availability of exploitable land under less restrictive conditions.

**b) Immediate outcome 1320: Improved capacities of community-based organizations in financial and economic resources management**

**Output 1321: Information sharing networks such as community listening clubs and market intelligence sharing systems organized**

**Activity 1: Social Mobilization by Dimitra clubs**

Dimitra clubs operate on the basis of self-support without receiving assistance from the project and usually include about 30 people. The members come together and discuss the socio-economic problems of their community and propose solutions drawing on resources mobilized by them or through project activities with the goal of improving their living conditions. These clubs are also a way of promoting people's participation in local governance through advocacy with local authorities.

After formally launching Dimitra clubs in a workshop with local authorities, implementing partners and small-scale farmers, the project supported the creation of over 63 Dimitra clubs in the different villages covering the intervention area. These were equipped with solar radios to facilitate communication between the members, share social, economic, and political information in the province, and undertake a series of activities of community interest including the rehabilitation of local roads, the sanitation of villages, the maintenance of drinking water sources, and advocacy with the local authorities for the development of markets.

During 2018, the project has reached the following outcomes: (i) strengthened the capacity of 12 new Dimitra Clubs (DCs) facilitators (6 men and 6 women) (ii) raised the awareness of local

authorities and FO facilitators on the DC approach and (iii) initiated the creation of 15 new DCs with 386 members, out of which 31% are men.

The themes presented during the exchanges include gender relations and women empowerment, the strengthening of the status of women, the protection of the environment as well as raising awareness of good nutritional practices and food hygiene.

In line with the DC approach and work plan, club members discussed community issues and identified actions. The major actions carried out in 2018 were:

- Income-generating activities aimed at enhancing the diversification of members' income sources, such as fishponds by the AMANI and UMOJA Dimitra Clubs of Rukoro in the Bukoma groupment or the case of community farms for the production of breeders to be distributed to members in Bweza.
- Activities to rehabilitate community infrastructures as the maintenance of agricultural feeder roads or the Kimbanseke Cemetery Road in Rubare.

Particular attention was given to the Clubs' composition to ensure equal opportunities for men and women. As a result, 209 women were included in the DCs, representing 46.3% of the total 451 DC members

**Output 1322: Capacity building provided to government technical departments**

**Activity 1: Capacity building of state partner service**

Technical supervision of agricultural production activities was initially provided by five agricultural partners in the framework of a memorandum of understanding with the Ministry of Agriculture. The purpose of this partnership is to lay the foundations for the sustainability of the results by improving local operational capacities during and after the project.

The project equipped the agricultural state partners with means of transportation through the provision of five motorcycles and involved them in all the training workshops organized in the project area. Given the increase in the number of beneficiary households for 2018, the project increased the number of technicians to ensure effective monitoring.

**Output 1323: Capacity building provided to existing umbrella organizations to improve their service delivery to members**

**Activity 1: Structure of smallholder farmers organizations**

WFP and FAO contracted two local Non-Governmental Organizations (NGOs) to operationalize the structuring of Farmers' Organizations: COOCENKI and AJECEDEKI. The NGOs worked under the technical supervision of the Provincial Inspectorate for Rural Development. The role of the latter is to enforce the national norms in terms structuring farmers associations, and to assist implementing partners in the legalization process of farmers' organizations.

The structuring process includes:

- (i) An institutional diagnosis to identify the weaknesses of FOs and identify major themes for strengthening their organizational and operational capacities;
- (ii) Training the leaders of FOs in the management and organization of smallholder farmers organizations;
- (iii) Support in the monitoring of the organizations' operations;

- (iv) Support/coaching for obtaining legal organizational documents (status and internal regulations) and accompanying organizations in the legalization process to strengthen their governance capacities and;
- (v) Specific technical training to strengthen their technical capacities in agricultural production, financial management and social cohesion.

The project had already established 22 Farmer Organizations (FO) during the first year. In 2018, an additional 100 FOs were established. The organizations are established based on the preferences of FO members, their geographical proximity as well their agricultural production (beans, maize or soybeans), and farming practices. The objective to reach by end of the project is to structure farmers organizations into 40 Unions and current activities are on track to achieve this result.

The results of the institutional diagnosis conducted in 2018 showed that the FOs need to improve financial and community assets management. The programme will also help them clarify their overall objectives and provide support to better plan community meetings and activities and to receive formal recognition by the Government. In addition, the capacity building sessions on women leadership will increase women's participation in the management bodies. The project strengthened 241 management committees' leaders (management committees, including 130 women and 111 men). New farmers' organizations were trained for two days on organizational or associative management training by university-level technicians in rural development. This training contributed to the strengthening of women's capacities, but also to the promotion of active women participation in associative movements.

**Pillar 3 - Intermediate outcome 1400: Improved nutritional, dietary and essential family practices in food hygiene among beneficiaries, including screening and treatment of MAM, in targeted regions**

Intermediate outcome 1400 is linked to two immediate outcomes for which actions were already undertaken in 2018.

- a) **Immediate outcomes 1410 & 1420 - Improved knowledge of good food and nutrition practices among female and male beneficiaries in selected communities (1410) and Improved knowledge of essential family practices in food hygiene among female and male beneficiaries in selected communities (1420)**

The results on nutrition from the baseline survey indicated a 4.1% prevalence of acute malnutrition among children under 5 years of age and a of 56% prevalence of chronic malnutrition among children under 5 years of age. These figures show serious chronic malnutrition problems in the area and the project addressed them at three levels:

- **At the Community level** – Conducting awareness campaigns through the media on chronic malnutrition in the Rusthuru territory and also raising awareness on the best nutritional practices. A radio show will be recorded and broadcasted three times a week by the three most popular local radio stations in the area and will focus on nutrition, health and various nutrition topics.
- **At the Household level** - Organizing four campaigns, each one will last six months and will aim to reach 2 500 households. Potential initiatives to consider include:
  - Organizing 100 local food cooking demonstrations in groups of 25 participants, including at least 20 women per session (80%). Culinary demonstrations also include fortification of local foods;
  - Beneficiary sensitization on diet diversification and food hygiene;

- Distribution of an “image box” containing 42 key messages on sensitive nutrition in order to share knowledge at the household level; and
- Setting up market gardening nurseries at the level of each farmer organization, under the guidance of two local agronomists, and ensuring the distribution of seedlings to households to support effective dietary diversification.
- **At the Individual level** - Identification of 500 pregnant and lactating women for specific nutritional training. The evangelical community 8<sup>th</sup> CEPAC is the implementing partner for this activity and they started setting up the project teams composed of 121 people.

### 2.3.1 Key Highlights

Over the last year, the project’s achievements included: expansion of the intervention area; improved access to land; full operationalization of agriculture tools and input shops and increased production. Specifically, the following outputs were achieved:

- The project has expanded its area of intervention to Bukoma, allowing the identification of 8 000 additional beneficiaries. The current total number of beneficiaries is 12 479, of whom 8 636 (69%) are women. An additional 21 households will be included in 2019.
- Beneficiaries are supported through 320 farmers’ organizations.
- The project has negotiated access to an area of 200HA for the multiplication of seeds in the next 2019 B crop season (Mid- February to May). This effort was pursued within the framework of the good land governance, allowing an improvement in conditions of land access.
- Agricultural input shops are now operational. They are self-managed by the farmers’ organizations and protect small households from speculative fluctuations during the planting season. Support for sustainable production techniques was provided at farmer field schools level. This resulted in an improvement in food production of 6 613 tons, consisting of 2 623 tons of maize, 2 670 tons of beans and 1 320 tons of soya. Production has increased by 40% in comparison to the previous agriculture season.
- 850 tons of commodities equivalent to USD 600 000 were sold to WFP-supported school canteens through community warehouses.

#### **Results-based management**

**Income-generating activities:** The logical framework of the project plans to target 80% of women for the implementation of income-generating activities. All literate women will be supported through income-generating activities.

The logical framework of the project indicates a support of 80% of the women participants through income-generating activities. However, given the large number of women representing 70% of targeted households (8 636 women), the project implementation team decided to target 100% of the literate women to be supported through income-generating activities

#### **Difficulties / constraints**

- **Access to land:** The low availability of arable land for smallholder farmers remains a major challenge for the project. To reduce the impact of this constraint, the project facilitated community-based negotiations between the project's smallholder farmers and large landowners to improve governance and access to land. A400HA area was negotiated for seed reproduction in the next crop season B of 2019 (Mid-February-May). It is also planned to rehabilitate 200HA of existing marshes in the project area to facilitate access to land.

- **Seed multiplication adjustment:** The seeds multiplication activities are expected to cover two planting seasons. However, because of the complex negotiations with landowners to gain access to land, this activity could only be realized in one planting season (Season B from mid-February until the end of May). Therefore, to fill the gap recorded in the first growing season, the activity was implemented to reach larger areas.
- **Registration of Beneficiaries in the SCOPE Biometric Platform:** The community has presented a list of more than 15 000 beneficiary households to be registered on the SCOPE platform. To refine the targeting, the project team consulted local authorities and beneficiary communities to find additional criteria for selecting eligible households. These include: (i) family size of at least five, (ii) the crop supported by the project (maize, beans, soybeans) and (iii) effective participation through farmers organizations. Following the application of these validated criteria, the list of beneficiaries to be registered decreased from 15 000 to 12 479 households.

### ***Management of daily operations***

- **Project review:** In June 2018, an annual review workshop of the RBA programme took place in Goma, attended by all the WFP and FAO staff involved in the implementation of the programme, in different provinces and under different financing. Among the objectives of this workshop were providing updates on the RBA programme, sharing experiences and lessons learned, developing a FFA workplan, presenting the Joint Resilience Unit and reflecting on the accountability framework specific to the activities. Analysis of partnership opportunities with other agencies for the integration of other components in the programme was also discussed during this review - including possible synergies with the private sector and the development of innovative approaches. A second review meeting was held in Goma in November 2018, with the main objectives to review the follow-up actions taken following the recommendations from the first workshop, as well as the preparation of a first draft of the 2019 work plan (Annex 2b).
- **Selection of implementing partners:** The project works in close collaboration with local NGOs and state services in the agricultural sector, rural development, gender and social affairs. A call for proposals to identify non-governmental and private sector partners for the implementation of the project was already launched in July 2017 and a roster is now available for North Kivu province, Rutshuru territory.

### ***Risk Management***

- **Impact of security conditions:** The project is located in the territory of Rutshuru, a post-conflict zone that still faces pockets of residual insecurity due to presence of armed groups and inter-communal conflicts. Although there are no longer major armed clashes since the fall of the rebels' group, the territory of Rutshuru is still ranked among both the areas most affected by inter-ethnic conflicts and the ones affected by regular army and various armed groups, mainly the FDLR (*Force Démocratique pour la libération du Rwanda*), Mayi-Mayi and Nyatura areas. The project is located in the districts of Bweza, Kisigari and Bukoma (southern part) in the Bwisha Chiefdom and is particularly confronted with the phenomenon of kidnapping and road blockers.

Security conditions were one of the main selecting criteria for intervention sites. To cope with this constraint, the project is based on three points, namely (i) the strict respect of the United Nations security rules (ii) the development of a partnership with national NGOs enjoying a degree of knowledge of the area and having staff able to move to the most remote sites; (iii) involvement of local Farmer Organizations (FOs) in all stages of implementation to facilitate ownership and monitoring of activities. From December 2018 to January 2019, the security situation deteriorated

due to the national election period. The security situation severely limited staff's movements, especially in monitoring activities of the project and led to the delay of certain activities, such as the capacity building of state partners, the workshop for land negotiations and the farmers field schools. To cope with this situation, the project team reviewed the monitoring plan carried out by IPAPEL's technicians by increasing the frequency of their field visits.

### ***Monitoring and management of cross-cutting themes***

- **Gender:** Literacy courses started being implemented in September 2018 in the territory of Rutshuru and Kisigari area, as well as in Bweza and Bukoma South with the support of partner LOFEPACO. Initial literacy beneficiary support reached 800 people for a 12-month period. Taking into account the needs expressed by the local community for the majority of FOs members to increase the number of participants, an evaluation of activities was conducted in the programme area, Rutshuru territory, to measure progress. This assessment recommended to increase the 2018 target of overall beneficiaries for both literacy and Income Generation Activities up to 1 000, instead of 750. Furthermore, to define output 1221 concerning *"Income generating activities promoted with focus on women groups (WFP)"*, it was initially proposed to use the indicator *"Percentage of groups of women participating in the project who received support to lead IGAs"*. However, as the number of women beneficiaries identified for the project is 8 636 out of the current 12 479, and based on the budget allocated, it would be almost impossible for the project to reach 80% of these women to carry out IGAs. We would like to propose for the future that the indicator is revised to *"Percentage of women's literacy groups that have been supported to undertake IGAs under the project"*.
- **Governance:** During the reporting period, the project team reviewed the achievements of last year's 3PA preparatory works on the ICA, SLP and CBPP. The involvement of the local community, local administrative and customary authorities was recognized as important in defining all the activities since their participation will help to gain local ownership of the project. For this reason, as part of the governance strengthening approach, 241 leaders of FOs (including 130 women) were trained in organizational management and associative topics.
- **Environmental Sustainability:** It may be perceived that some activities may negatively impact the environment, such as the exploitation of large areas for seed multiplication. However, the project has not led to the deforestation of certain areas as seed multiplication activities are spread across different sites overseen by different Farmers Organizations. Wetland drainage activities will be implemented using techniques allowing the swamps not to dry out. The drains will not be too deep but just enough to permit plants to grow, around 20 cm of depth. In addition, drainage will be accompanied by watersheds' protection through efficient measures to prevent erosion (such as tree planting and digging anti-erosion pits). This will also limit the pollution of rivers used as outlets from the hills near the marsh.

## 2.4 Lessons Learned

**Negotiating access to land:** The process on negotiation of land access has proven to be working and adapting to the DRC context, as it is essential to join smallholder farmers and large landowners who very often have differing needs in terms of land development. Creating a forum for discussion allows both groups to reach agreement on most issues and at the same time to safeguard the interests of small producers, who are usually in a weak position.

The objective of the process is to facilitate negotiations between large landowners and small farmers in order to enhance sustainable access to the land in terms of conditions and individual areas. The Territorial Social Pact is signed at the end of the negotiation.

A four-step process was followed:

- i. **Analysis of the territory:** which consists on the acknowledgement of the current landownership issues, the existing land policy in the area, the mapping and development of land concessions, the presentation of the "Negotiated Participatory Territorial Development" or DTPN approach;
- ii. **Analysis of land access constraints:** This exercise was carried out through focus groups of producers, large landowners and local authorities. We summarized the constraints and presented the possible solutions;
- iii. **Community dialogue:** Dialogue allows to reach consensus between smallholder farmers and large landowners on a "win-win" basis;
- iv. **Territorial Social Pact (TSP):** All agreement points and recommendations were summarized in a TSP signed by landowners, smallholder farmers' representatives as negotiating parties and local authorities, land administration agents as witnesses.

The activity also helped to (i) create a platform joining Farmers' organization and landowners through the Association of concessionary farmers for development in Congo (AFCOD) as a framework for permanent dialogue; (ii) present the list and surface of lands made available by the landowners for the producers for the Agricultural Season B; (iii) organize a second round of negotiations to finalize the TSP after its wide distribution to members; (iv) establish a monitoring committee composed of AFCOD members and Farmers Organization representatives.

**Complementarity of the RBA collaboration:** All activities of each implementing agencies are integrated and implemented to reach one objective. Each agency's intervention is complementary and impact beneficiaries (food security, access to social safety nets, nutrition, support for productive livelihoods, access to marketing, etc.). The success of the achievements of one agency is conditioned by the achievements of the other agency, during the preparatory works and the implementation of activities. For example, FAO's efforts focused on improving the agricultural production, WFP's presence was essential in terms of food security, as its interventions increased the market value of crops through post-harvest and social protection activities. Even at the logistics level, in the daily management of the project, the organization of joint missions facilitated the movement and ensured the effectiveness and efficiency of the interventions.

**Registration and management of beneficiary households in the SCOPE platform:** This is an effective strategy for transparent, equitable and accountable management of beneficiaries' data. SCOPE, a simple, fast, secure and reliable system makes possible to identify beneficiaries on a biometric basis.

## 2.5 Explanation of financial variances

As of December 2018, the yearly expenses amounted to more than 100% of the 2018 forecasted budget (USD 1 287 553 were spent out of USD 1 181 264). This was possible because part of the balance from the 2017 budget was disbursed in 2018 given that year 1 (2017) focused mainly on planning and preparation laying the basis for successful and efficient implementation in year 2 (2018).

Table 7: Expenditure for RBA project for the DRC component for 2018

Expenditures for RBA project for the DRC Component for 2018 (Year2)			
Cost category	Year 2 in USD \$		
	FAO	IFAD	WFP
Staff and personnel costs	217 327.40	0	205 620.99
Supplies, commodities and materials	296 024.40	0	527.5
Equipment	122 395.40	0	2 466.61
Contractual services	0.00	0	1 250
Travel	81 044.00	0	38 070.75
Transfers and Grants to Counterparts	401 521.00	0	40
General Operating and Other Direct Costs	97 453.00	0	72 435.14
Indirect programme support costs	85 104.00	0	22 284.6379
<b>Sub-total</b>	<b>1 300 869.20</b>	<b>0</b>	<b>342 695.6279</b>
<b>TOTAL</b>	<b>1 643 564.83</b>		

- **STAFF**

All the staff needed to implement the project was recruited for the flawless execution of the project. Staff recruited are mainly composed of national and international technical staff for the execution and monitoring of activities, support staff (administrative and logistical assistants, drivers, etc.). About 96% of the resources planned in 2018 for human resources were disbursed.

- **SUPPLIES, COMMODITIES, MATERIALS**

For FAO, various agricultural inputs were purchased in 2018 including vegetable seeds, food crops, small livestock, agricultural tools and other technical equipment.

- **EQUIPMENT**

Various equipment was purchased in 2018 including motorcycles to facilitate the field implementation and the monitoring of partners' activities as well as office computer equipment. In addition, equipment



for the processing of agricultural products (mills, hullers, etc.) was acquired and made available to beneficiaries.

- **CONTRACTUAL SERVICES**

Spending under contractual services includes transport services for various inputs and equipment, especially those bought from abroad and delivered to Kinshasa (agricultural tools) and the maintenance of various equipment acquired. To ensure quality of distributed seeds, a contract was also established with national seed service for tests and lab analyses prior to seed distribution

- **TRAVEL**

includes mission expenses for monitoring activities and those related to capacity building missions of the various implementing actors. Given the difficulties of access to the areas of intervention and the high cost of transport in the DRC, a significant increase is planned compared to the amount initially allocated.

- **TRANSFERS AND GRANTS TO COUNTERPARTS**

For FAO, contracts with implementing partners and government to provide assistance to beneficiary households. Letters of agreements were established with several national NGOs to train and provide support to beneficiaries on various topics/domains such as good agricultural techniques and innovative practices through farmers' fields schools, social cohesion and women empowerment thanks to Dimitra listeners clubs, etc. Partnership was also extended to Government Technical Services to ensure overall follow-up of activities in the field and let them acquire ownership of project activities thus strengthening durability.

For WFP, despite the expenditures confirmed, a series of contracts has been registered under different Grants and the reconciliation and correction has been included in 2019. The expenditures will be reflected in 2019 financial report.

- **GENERAL OPERATING AND OTHER DIRECT COSTS**

During the year, many trainings were organized directly by staff to leaders of communities on social cohesion, women's economic empowerment and approach on technical issues. This heading also covered operating expenses, office rental costs, maintenance of vehicles and motorcycles, security costs, etc.



**Niger**

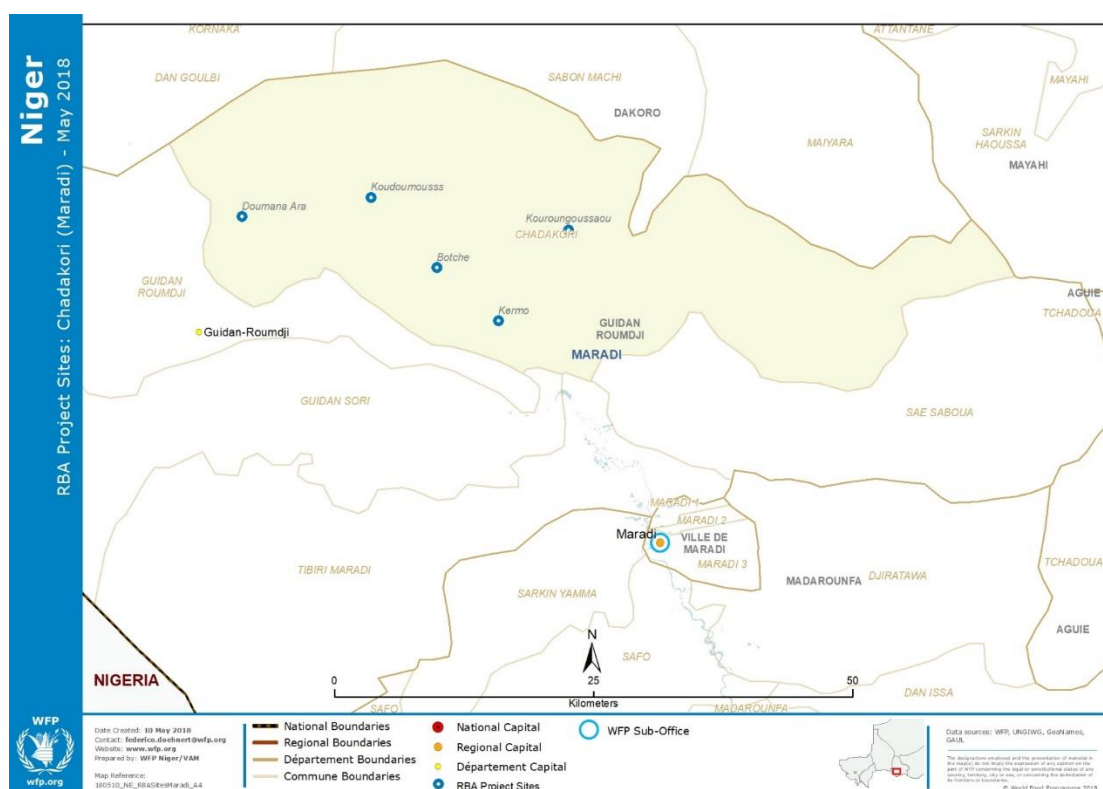
### 3. Niger

#### 3.1 Context

In Niger, the most vulnerable are affected by poverty, food insecurity and malnutrition, especially women and children. This is aggravated by land degradation and recurrent crises, such as high level of risks related to climate variability, climate change, conflicts and insecurity, economic shocks and impacts of poor governance of common resources and basic services. Niger's population in 2018 was estimated at 21.5 million, with an annual population growth of 3.9% – one of the highest rates in the world – which significantly affects food availability, access and utilization. Competition over land due to the rapid population growth leads to cultivation in marginal areas and rapid depletion of natural resources. Development is challenged by persistent gender disparities, especially in literacy, lack of access to basic services and markets as well as inequitable rights to land and assets.

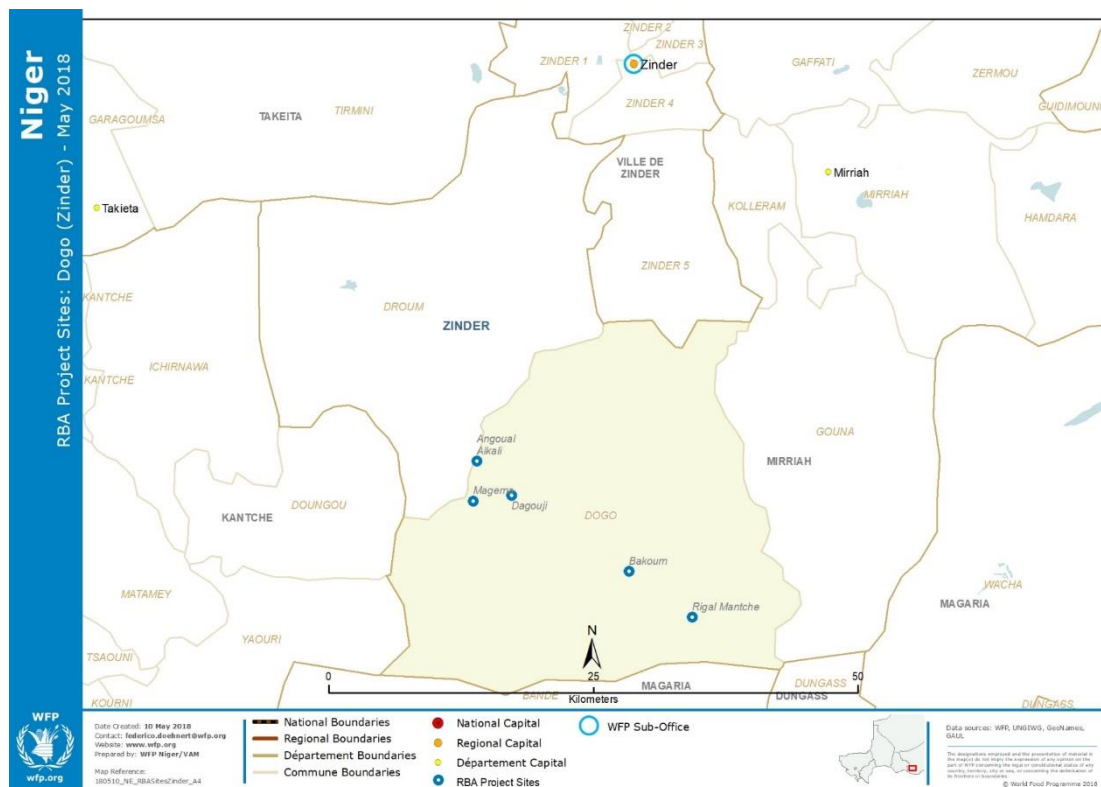
The joint RBA programme in Niger is implemented in two *Communes de Convergence* (C2C)<sup>10</sup>, namely Chadakori (Maradi region- *Map 2*) and Dogo (Zinder region- *Map 3*) – the two maps below illustrate the selected RBA sites in these communes. In Year 1 of the RBA intervention, 10 sites were targeted across the two communes. Each site consists of a cluster of 3 to 8 villages sharing the same agro-ecological and socio-economic context. The 10 intervention sites include a total of 56 villages – 30 in Dogo and 26 in Chadakori, and the assistance will continue in the same sites across the duration of the project.

Map 2: RBA project sites in Maradi (municipality of Chadakori)



<sup>10</sup> Under the leadership of the High Commissioner for the 3N Initiative (*les Nigériens Nourissent les Nigériens*), the C2C approach aims to create programmatic, thematic and geographical synergies among stakeholders to improve the resilience of vulnerable communities, through government-owned, community-driven responses.

Map 3: RBA project sites in Zinder (municipality of Dogo)



As a result of the Household Economy Approach (HEA) targeting exercise, 44 199 potential beneficiaries were identified. An integrated package of activities was implemented to respond to multi-sectoral and context-specific challenges. These were identified during the planning phase using the Three-Pronged Approach (3PA) – in particular through the SLPs and CBPPs. In 2018, the RBA programme assisted 37 199 beneficiaries, out of which 33% (12 397) were identified through the HEA exercise as most vulnerable people and were assisted through Food Assistance for Assets programmes (FFA), unconditional lean season assistance, distribution of agricultural inputs and strengthening of community-based committees (FFA committees, Dimitra Clubs, etc.). In addition, they participated in the establishment of farmer field schools and in the installation of cisterns (e.g. concrete tanks for the collection of rainwater for school gardening). Out of all beneficiaries, 67% (24 802) were assisted through sensitisations and awareness-raising activities on essential family practices.

The commune of *Chadakori* (Map 2) is located in an agro-pastoral zone, while *Dogo* (Map 3) is an agricultural zone; nevertheless, both communes practice agricultural activities, as well as livestock breeding. The degradation of arable land, one of the biggest challenges to agricultural production, has a negative impact on food and nutrition security in both communes. The process of aridification caused by the rainfall deficit has negatively impacted soil fertility and productivity, leaving the soil exposed to water and wind erosion. In 2018, in response to this situation, 885 hectares of land were rehabilitated through FFA activities with soil and water conservation activities in the two communes. Ecological issues and technical standards were taken into account at each FFA site on the basis of the assessment conducted in collaboration with the government technical services before starting implementation at the various sites. In addition, all FFA activities were planned in such a way to protect the livelihoods of beneficiary households.

The political and cultural contexts have not changed between 2017 and 2018. However, from a socio-economic point of view, 2018 was characterised by a stabilization of the population, with reduced migration to other regions and countries due to the diversification of productive activities. This helped keeping families together, thereby reducing the number of women and children who are usually left behind without food or income.

WFP and FAO worked to set up management committees (COGES) and Dimitra clubs, as part of the RBA collaboration. These activities helped mainstream gender concerns into planning and implementation by ensuring that the different needs of women, men, girls and boys are taken into account, as well as strengthen synergies and complementarities among the RBA agencies. The implementation schedule and the work standards were regularly adjusted and adapted to the different beneficiary groups, especially for FFA, where gender aspects were a key issue that guided the planning of the activities. For example, at the level of the waterway clearing sites, women were assigned to residue collection and water supply, while men were assigned physically demanding work.

As part of project governance, regional and national frameworks were reinforced through the organisation of regular RBA coordination meetings. During such gatherings, key stakeholders (RBAs, Ministry of Agriculture and Livestock, Office of the High Commissioner for the 3N Initiative, partners, etc.) were actively involved in the different exchange frameworks, such as at the national orientation committee, coordination meetings and workshop assessments. The process of setting up a national steering committee is ongoing to ensure the overall coordination of the programme under the government's leadership (HC3N). At the regional level, existing regional coordination frameworks enabled inclusive planning and monitoring of activities thanks to the strong involvement of municipal level technical services from key ministries such as: planning and communities' development, agriculture, livestock, environment, health/nutrition and education. Involvement from government technical services was also strengthened by a series of Memoranda of Understanding (MoUs) that WFP set up in 2018 to enhance the capacities of municipal staff for better ownership and follow-up in the context of its resilience scale-up activities. Prior to the workshop held in July 2018 to officially launch the activities, municipalities and communities were also heavily involved in the project planning process and took part in the validation of the joint work.

In 2019, to better address all the challenges mentioned, special focus will be placed on capacity-building to help develop sustainable gender-sensitive and nutrition-sensitive agricultural practices, food systems and livelihoods for communities as well as to ensure knowledge transfer (such as natural resource management, voluntary guidelines, and Dimitra clubs, among others). In addition, it is planned to structure producer organizations and groups, land and seed security, etc. The national governance mechanism will be strengthened through the operationalization of the project's national steering committee.

### 3.2 Activities

The project's second year was marked by: 1) the development of a detailed workplan based on the participatory planning exercises carried out in the previous year (SLP and CBPP) as well as enhanced operational coordination, and 2) the start of activity implementation as defined in the 2018 work plan.

#### 1) **Planning and coordination:**

- **Finalization of baseline study and update of the results framework:** The baseline study was conducted between May and June 2018 in partnership with the National Institute of Statistics and produced quantitative data (Resilience Index Measurement Analysis – RIMA – and other indicators) to establish the baseline situation relative to the programme outcome indicators stated in the PMF.
- **Project Launch Workshop in the two regions:** The two workshops were held on 17<sup>th</sup> July 2018 in Chadakori Commune (Maradi) and on 19<sup>th</sup> July 2018 in Mirriah Department (Zinder). These workshops brought together more than 70 participants per commune and served as a framework to better reinforce the project understanding at the community level and to set-up a joint work plan (2018-2021) based on the needs expressed by the communities during the CBPPs.
- **Developing programme work plan, timetable and performance monitoring tools:** Based on the results of the participatory community planning conducted by the RBA agencies through

an inclusive process, a work plan for joint site interventions was developed in August 2018. In order to monitor progress of the project in real time, an operational performance monitoring tool has been developed.

- **Developing an implementation plan for synergies between agencies:** In addition to the work plan, an implementation plan for identified synergies and complementarities between agencies was developed to increase the impact of activities on beneficiaries. This plan was discussed and signed off by all stakeholders.
- **Identification of implementation partners for field activities:** Seven (7) NGOs and partner associations were selected during 2018 by the RBA agencies for implementation of planned project activities. In Dogo commune, the three agencies cooperated with the same partner, the NGO Initiative for Development at the Base (IDB), for the implementation of asset creation activities and technical trainings.
- **Strengthening RBA coordination:** Twelve (12) weekly RBA coordination meetings at national level and ten (10) monthly coordination meetings at the commune level took place. These provided a platform for strategic discussions on operational challenges experienced and allowed to jointly search for the solutions to strengthen the programme implementation. A digital collaboration platform was set up in December 2018 to share information among RBA staff at all levels to help keep track on implementation on a regular basis. This platform is based on a combination of Microsoft Team, Share Point and Office note.
- **Joint RBA Mission every two months:** Three (3) joint missions per region were organized between the different RBA agencies. These allowed to verify the adequacy of the work plan and the executed activities, thereby allowing to formulate operational recommendations and identify main challenges and opportunities.
- **Implementation of the communication strategy:** Three main communication activities were carried out in 2018: an RBA Video Story shooting, the collection of photo material for a potential exhibition, and a series of social media publications (tweets<sup>11</sup> and hashtags), especially during the high-level visit of the RBA Principals to Niger (15 August 2018).
- **RBA National Steering Committee:** During 2018, discussions continued around the implementation process for the RBA steering committee (nature and institutional anchoring). The meetings, held during the month of October, allowed stakeholders to learn more about the joint RBA programme and led to agreement on the draft decree establishing the steering committee. The committee consists of 22 members (representatives of key government line ministries) with 2 *rapporteurs* and a President and is led by the 3N High Commission (HC3N). The first committee meeting was scheduled for 9<sup>th</sup> October but had to be postponed due to the unavailability of the government to facilitate the meeting. Discussions are on-going between WFP and FAO country representatives and the HC3N to move the development forward.

---

<sup>11</sup> [https://twitter.com/aichou\\_manga/status/1030120996622295042](https://twitter.com/aichou_manga/status/1030120996622295042)  
[https://twitter.com/aichou\\_manga/status/1030485730848587776](https://twitter.com/aichou_manga/status/1030485730848587776)  
[https://twitter.com/aichou\\_manga/status/1030483933564227584](https://twitter.com/aichou_manga/status/1030483933564227584)  
[https://twitter.com/aichou\\_manga/status/1030479421252292608](https://twitter.com/aichou_manga/status/1030479421252292608)  
[https://twitter.com/aichou\\_manga/status/1030374628060016640](https://twitter.com/aichou_manga/status/1030374628060016640)

Niger

3.2.1 Reporting on Outputs

Outcome/ Output	Indicator (s) from the PMF	2018 Annual Target	2018 Achievement	2017 and 2018 Achievement (cumulative)	End of Project Target	Status to date
<b>Immediate Outcome 1210</b>						
<b>Increased knowledge of and access to the agricultural inputs and assets required for sustainable, nutrition-sensitive agriculture production for beneficiaries in Targeted communities</b>						
<b>Output 1211</b> - Conditional cash/ food transfers through Food Assistance for Assets (FFA) coupled with technical supports to improve production capacities and unconditional cash/food transfers provided to female and male beneficiaries	% of actual vs. planned beneficiaries benefitting from FFA (disaggregated by sex)	M: 24% W: 71%	M: 24% W: 71%	M: 24% W: 71%	M: 100% W: 100%	On schedule
<b>Output 1212</b> - Gender-sensitive training on sustainable, nutrition-sensitive agricultural techniques, nutrition and other issues provided to female and male beneficiaries	# of people participating to the FFS/APFFS	1771	316	316	26 000	Delayed
	# people participating in Dimitra clubs (disaggregated by sex)	<b>Total: 4453</b> M: 1 578 W: 2 875 <b>Dogo: 0</b> M: 0 W: 0 <b>Chadakori 4 453</b> M: 1 578 W: 2 875	<b>Total: 4453</b> M 1 578 W 2 875 <b>Dogo: 0</b> M: 0 W: 0 <b>Chadakori 4 453</b> M: 1 578 W: 2 875	<b>Total: 4453</b> M: 1 578 W: 2 875 <b>Dogo: 0</b> 0 0 <b>Chadakori 4 453</b> M: 1 578 W: 2 875	<b>Targeted 11 520</b> M= 3 840 W= 7 680 <b>Dogo: 6 840</b> M= 2 280 W= 4 560 <b>Chadakori 4 680</b> M= 1 560 W= 3 120	Delayed

Niger

Outcome/ Output	Indicator (s) from the PMF	2018 Annual Target	2018 Achievement	2017 and 2018 Achievement (cumulative)	End of Project Target	Status to date
<b>Output 1213 -</b> Quality, climate and nutrition-sensitive agricultural inputs[1] and small scale agricultural tools assessed and distributed to beneficiaries	% of beneficiaries benefiting from quality inputs (seeds, fertilizers, etc.) (disaggregated by sex and type of inputs)  (Data only for Chadakori)	<b>Millet:</b> M:80% W:20%	<b>Millet:</b> 86% 14%	<b>Millet:</b> 86% 14%	<b>Millet:</b> M:80% W:20%	Ahead of schedule – Data only for Chadakori
		<b>Cowpea:</b> M:80% W:20%	<b>Cowpea:</b> 86% 14%	<b>Cowpea:</b> 86% 14%	<b>Cowpea:</b> M:80% W:20%	
		<b>Sorghum:</b> M:80% W:20%	<b>Sorghum:</b> 86% 14%	<b>Sorghum:</b> 86% 14%	<b>Sorghum:</b> M:80% W:20%	
		<b>Fertilizers</b> M:80% W:20%	<b>Fertilizers</b> 0% 0%	<b>Fertilizers</b> 0% 0%	<b>Fertilizers</b> M:80% W:20%	
<b>Output 1214 -</b> Rainy season and off-season cropping system is strengthened	# of kg/ha (yearly productivity)	<b>Millet</b> Dogo: 500 kg/ha Chadakori: 500 kg/ha	<b>Millet</b> Dogo: 580 kg/ha Chadakori:589 kg/ha	<b>Millet</b> Dogo: 560 kg/ha Chadakori:589 kg/ha	<b>Millet</b> Dogo: 600 kg/ha Chadakori: 600 kg/ha	Delayed
		<b>Cowpea</b> Dogo: 500 kg/ha Chadakori: 400 kg/ha	<b>Cowpea</b> Dogo: 418kg/ha Chadakori:438kg/ha	<b>Cowpea</b> <b>Dogo:</b> 443 kg/ha Chadakori: 438 kg/ha	<b>Cowpea</b> Dogo: 500 kg/ha Chadakori: 450 kg/ha	
		<b>Sorghum:</b> Dogo: 550 kg/ha Chadakori: 450 kg/ha	<b>Sorghum:</b> <b>Dogo:</b> 456 kg/ha Chadakori:542 kg/ha	<b>Sorghum:</b> Dogo: 443 kg/ha Chadakori:542 kg/ha	<b>Sorghum:</b> Dogo: 550 kg/ha Chadakori: 500 kg/ha	
	# people trained in off season cropping	600	733	733	600	Ahead of schedule
	# of months of availability of diverse foods on-farm	3 months	From 2 to 3 months	From 2 to 3 months	3 months	Delayed
<b>Output 1215 -</b> Promotion of innovative climate resilient agricultural practices and technologies undertaken in targeted communities	# of communities with community-based plans that include preparedness and prevention activities to climate related shocks	0	0	0	26	Delayed
	# People trained disaggregated by sex	0	0	0	Total 520 M: 390 W: 130	Delayed



Niger

Outcome/ Output	Indicator (s) from the PMF	2018 Annual Target	2018 Achievement	2017 and 2018 Achievement (cumulative)	End of Project Target	Status to date
<b>Immediate Outcome 1220</b>	<b>Improved value chains for nutritious agricultural products within Targeted communities</b>					
<b>Output 1221-</b> Gender-sensitive technical assistance and capacity building in sustainable conservation and transformation and on marketing of agricultural and pastoral products provided to beneficiaries	# of women who participate in food processing activities	<b>Total: 100</b>	<b>Total: 42</b>	<b>Total: 42</b>	<b>200</b>	On schedule
		<b>Dogo: 0</b>	<b>Dogo: 0</b>	<b>Dogo: 0</b>	<b>Dogo: 100</b>	
		<b>Chadakori: 300</b>	<b>Chadakori : 42</b>	<b>Chadakori : 42</b>	<b>Chadakori: 100</b>	
	# of people participating on training sessions (disaggregated by sex and age)	<b>300</b>	<b>42</b>	<b>42</b>	<b>Targeted 1 200</b>	Delayed
		M: 100	M: 0	M: 0	M= 600	
		W: 200	W: 42	W: 42	W= 600	
		<b>Dogo: 0</b>	<b>Dogo: 0</b>	<b>Dogo: 0</b>	<b>Dogo: 300</b>	
		0	0	0	M= 150	
		0	0	0	W= 150	
		<b>Chadakori: 300</b>	<b>Chadakori: 42</b>	<b>Chadakori: 42</b>	<b>Chadakori:300</b>	
100	0	0	M= 150			
200	42	42	W= 150			
<b>Output 1222-</b> Linkages market of agricultural and pastoral products	Quantity (tons) of processed food sold by Targeted through marketing channels (disaggregated by sex)	0	0	0	M= 20	On schedule
		0	0	0	W= 10	
<b>Immediate outcome 1230</b>	<b>Improved access to nutritious food or cash supply during shock periods and to social safety nets for beneficiaries in Targeted communities</b>					
<b>Output 1231-</b> Gender- and nutrition-sensitive school feeding programs and complimentary activities such as school gardens implemented in Targeted schools	# of beneficiaries receiving healthy school meals (by sex)	G: 984	G: 413	G: 413	Girls: 6 966	On schedule
		B: 1 306	B: 526	B: 526	Boys: 7 388	
	# of girls receiving take-home rations	Girls:0	G :0	G :0	Girls: 1 580	On schedule
	# school gardens implemented in schools	17	2	2	20	Delayed

Niger

Outcome/ Output	Indicator (s) from the PMF	2018 Annual Target	2018 Achievement	2017 and 2018 Achievement (cumulative)	End of Project Target	Status to date
<b>Output 1232-</b> Food assistance and nutritious supplements for children aged 6-23 months provided to targeted households throughout the lean season	% of children or HH receiving supplements	100%	61%	61%	100%	
<b>Output 1233-</b> Capacity building on nutrition provided to students and teachers in Targeted schools	# of children participating on training sessions (disaggregated by sex and age)	0	0	0	Girls: 6 966	Delayed
		0	0	0	Boys: 7 388	
	# of teachers participating on training sessions (disaggregated by sex and age)	0	0	0	W:50	Delayed
		0	0	0	M: 50	
<b>Immediate outcome 1310</b>	<b>Enhanced participatory and gender-sensitive community/stakeholder planning and management mechanisms</b>					
<b>Output 1311-</b> Technical assistance and support provided to communities for the development of gender-sensitive participatory community-based planning tools	% of women participating in community-based planning tools	Dogo: 48,6%	Dogo: 40%	Dogo: 40%	Dogo: 48,6%	On schedule
		Chadakori: 50,8%	Chadakori: 25%	Chadakori: 25%	Chadakori: 50,8%	
<b>Output 1312-</b> Support provided for the monitoring and operationalization of gender-sensitive management committees	% of monitoring and management committees who meet at determined timing based on their work plan	80%	0% No workplan established in 2018	0% No workplan established in 2018	≥80%	Delayed
	# of training sessions provided to committees	4	2	2	26	Delayed

Niger

Outcome/ Output	Indicator (s) from the PMF	2018 Annual Target	2018 Achievement	2017 and 2018 Achievement (cumulative)	End of Project Target	Status to date
<b>Output 1313</b> - Negotiation of land tenure for Targeted households undertaken with authorities (traditional, customary, communal, etc.)	# of women benefiting from land through negotiation process with local authorities	5	5	5	50	On schedule
	# of negotiation processes closed with local authorities	5	0	0	50	On schedule
<b>Output 1314</b> - Technical support and capacity building in organizational structure, voluntary guidelines, land management, Dimitra clubs, etc. provided to Targeted communities, small holder farmers and women's organizations	# of persons trained in organizational structure and land management (disaggregated by sex)	<b>Total 1771</b>	<b>Total 1771</b>	<b>Total 1771</b>	<b>Targeted 15,000</b>	On schedule
		M: 1398	M: 1398	M: 1398	M: 5 000	
		W: 373	W: 373	W: 373	W: 10 000	
		Dogo: 1062	Dogo: 1062	Dogo: 1062	<b>Dogo: 8,900</b>	
		M:791	M:791	M:791	M: 3 000	
		271	271	271	W: 5 900	
		<b>Chadakori 709</b>	<b>Chadakori 709</b>	<b>Chadakori 709</b>	<b>Chadakori: 6 100</b>	
		M: 607	M: 607	M: 607	M: 2 000	
		W: 102	W: 102	W: 102	W: 4 100	
	# of Dimitra club's members (disaggregated by sex and age)	<b>Total: 4 453</b>	<b>Total: 4 453</b>	<b>Total: 4 453</b>	<b>Targeted 11 520</b>	<b>Delayed</b>
		M: 1 578	M: 1 578	M: 1 578	M: 3 840	
		W: 2 875	W: 2 875	W: 2 875	W: 7 680	
		<b>Dogo: 0</b>	<b>Dogo: 0</b>	<b>Dogo: 0</b>	<b>Dogo: 6 840</b>	
		M: 0	M: 0	M: 0	M: 2 280	
		W: 0	W: 0	W: 0	W: 4 560	
		<b>Chadakori: 4 453</b>	<b>Chadakori: 4 453</b>	<b>Chadakori: 4 453</b>	<b>Chadakori: 4 680</b>	
	M: 1 578	M: 1 578	M: 1 578	M: 1 560		
	W: 2 875	W: 2 875	W: 2 875	W: 3 120		
<b>Output 1315</b> - Gender-sensitive capacity building provided to relevant authorities (including government) and	# of participants in trainings provided to stakeholders on assessment and planning tools (disaggregated by targeted zone, sex	<b>Dogo 27</b>	<b>Dogo 27</b>	<b>Dogo 27</b>	<b>Dogo: 95</b>	<b>Delayed</b>
		M: 26	M: 26	M: 26	M: 0	
		W: 1	W: 1	W: 1	W: 95	
		<b>Chadakori: 18</b>	<b>Chadakori: 18</b>	<b>Chadakori: 18</b>	<b>Chadakori: 306</b>	
		15	15	15	M: 151	
	3	3	3	W: 155		

Niger

Outcome/ Output	Indicator (s) from the PMF	2018 Annual Target	2018 Achievement	2017 and 2018 Achievement (cumulative)	End of Project Target	Status to date
other relevant stakeholders on assessment and planning tools at regional and community level						
<b>Immediate outcome 1410</b>	<b>Enhanced awareness of Targeted communities of essential family practices</b>					
<b>Output 1411- Communication</b> plan for Essential Family Practices elaborated and implemented	# of trainings delivered on Essential Family Practices in Targeted communities	<b>Dogo: 1</b>	<b>Dogo: 1</b>	<b>Dogo: 1</b>	<b>Dogo: 5</b>	<b>On schedule</b>
		<b>Chadakori: 1</b>	<b>Chadakori: 1</b>	<b>Chadakori: 1</b>	<b>Chadakori: 9</b>	
	# of community workers identified and trained on MUAC screening, key essential family practices and communication	<b>Dogo 60</b>	<b>Dogo 60</b>	<b>Dogo 60</b>	<b>Dogo: 60</b>	<b>Completed</b>
		M: 24	M: 24	M: 24	M = 24	
		W: 36	W: 36	W: 36	W = 36	
		<b>Chadakori 52</b>	<b>Chadakori 52</b>	<b>Chadakori 52</b>	<b>Chadakori: 52</b>	
		M: 21	M: 26	M: 26	M = 21	
W: 31	W: 26	W: 26	W = 31			
<b>Output 1412-</b> Awareness raising campaigns and capacity building on locally available micronutrient-rich foods, malnutrition prevention, and culinary techniques provided to beneficiaries in Targeted communities	# of persons trained on nutritional practices in Targeted communities (disaggregated by sex)	<b>Dogo: 0</b>	<b>Dogo: 0</b>	<b>Dogo: 0</b>	<b>Dogo: 6 840</b>	<b>Delayed –</b> The activity was not planned in 2018 because a study on dietary habits was planned to be conducted before the start of this activity but this was only done in 2019. Hence the activity is delayed, and the RBA agencies will accelerate its implementation in 2019.
		M: 0	M: 0	M: 0	M: 2 280	
		W:0	W:0	W: 0	W: 4 560	
		<b>Chadakori : 0</b>	<b>Chadakori 24</b>	<b>Chadakori 24</b>	<b>Chadakori: 4 680</b>	
		M: 0	M: 0	M: 0	M: 1 560	
		W:0	W:24	W:24	W: 3 120	

Niger

Outcome/ Output	Indicator (s) from the PMF	2018 Annual Target	2018 Achievement	2017 and 2018 Achievement (cumulative)	End of Project Target	Status to date
<b>Output 1413-</b> Advisory support provided to community workers and state health workers on nutrition topics	# of community workers and state health workers trained on diet diversity and nutritious foods	<b>Dogo</b>	<b>Dogo</b>	<b>Dogo</b>	<b>Dogo</b>	<b>Delayed</b>
		0	0	0	16 state health workers	
		112 community workers	70 community workers	70 community workers	60 community workers	
		<b>Chadakori</b>	<b>Chadakori</b>	<b>Chadakori</b>	<b>Chadakori</b>	
		0	0	0	16 state health workers	
		112 community workers	24 community workers	24 community workers	52 community workers	
Output 1414- Awareness raising campaigns on gaps in nutritious intake during pre-determined seasons provided to Targeted communities	# of awareness trainings on diet balance provided to communities	0	0	0	<b>Dogo: 38</b>	<b>On schedule</b>
		0	0	0	<b>Chadakori: 26</b>	
<b>Immediate outcome 1420</b>	<b>Enhanced access to community-based screening and treatment of moderate acute mal-nutrition (MAM) for children aged 6-59 months and pregnant women (PW) within Targeted communities</b>					
<b>Output 1421-</b> Support for the community-based management of moderately acute malnutrition in children aged 6-23 months and PW provided	# of people receiving MAM treatment (disaggregated by beneficiary categories, sex, age)	<b>Dogo: 1 156</b> B: 569 G: 587 <b>Chadakori: 2 841</b> B: 1 206 G: 1 256 PW: 379	<b>Dogo: 1 156</b> B: 569 G: 587 <b>Chadakori: 2 841</b> B: 1 206 G: 1 256 PW: 379	<b>Dogo: 1 156</b> B: 569 G: 587 <b>Chadakori: 2 841</b> B: 1 206 G: 1 256 PW: 379	<b>Dogo: 2 242</b> B: 1 132 G: 1 110 PW = 500 <b>Chadakori: 2 392</b> B: 1 208 G: 1 184 PW: 350	<b>On schedule</b>
<b>Output 1422 -</b> Support for the community-based screening of malnutrition and referrals for children aged 6-59	% of boys and girls and PW who are screened as malnourished and referred to health centres	<b>Dogo: 100%</b> B: 100% G: 100% PW: 0% <b>Chadakori: 100%</b> B: 100% G: 100% PW: 100%	<b>Dogo: 100%</b> B: 100% G: 100% PW: 0% <b>Chadakori: 100%</b> B: 100% G: 100% PW: 100%	<b>Dogo: 100%</b> B: 100% G: 100% PW: 0% <b>Chadakori: 100%</b> B: 100% G: 100% PW: 100%	<b>Dogo: 100%</b> B: 100% G: 100% PW: 100% <b>Chadakori: 100%</b> B: 100% G: 100% PW: 100%	<b>On schedule</b>

Niger

Outcome/ Output	Indicator (s) from the PMF	2018 Annual Target	2018 Achievement	2017 and 2018 Achievement (cumulative)	End of Project Target	Status to date
months and PW is provided	# of mothers trained on screening techniques (MUAC)	<b>Dogo</b> W = 0  <b>Chadakori</b> W = 0	<b>Dogo</b> W = 0  <b>Chadakori</b> W = 0	<b>Dogo</b> W = 0  <b>Chadakori</b> W = 0	<b>Dogo</b> W = 5 132  <b>Chadakori</b> W = 3 190	Delayed

### 3.3 Expected Outcomes

As a base for joint planning, a joint work plan (2018-2021) was developed incorporating the interventions of the three agencies per site. The 2018 work plan was implemented at 70% and progress was made during the year towards the achievement of the immediate outcomes, in particular:

**Pillar 1: Intermediate Outcome 1200: Increased availability and equitable access to nutritious, diversified and stable food supply for populations, especially women and children, in targeted regions**

**a) Immediate Outcome 1210: Increased knowledge of and access to the agricultural inputs and assets required for sustainable, nutrition-sensitive agriculture production for beneficiaries in targeted communities**

In 2018, contributions to the achievement of this outcome included food assistance via cash transfers for the creation of assets provided to men and women beneficiaries. More specifically, over five (5) months, 1 771 very poor households received monthly cash transfers of 56 \$ to satisfy their immediate food needs, allowing them to dedicate their time to land recovery activities, contributing to the recovery of 780 HA of pastoral land, 15 HA of agricultural land, and 23 HA of aquatic area recovered through removal of invasive aquatic species for the development of market gardening activities. Beneficiary households accessing rehabilitated land benefited from support for off-season farming systems through seed distribution and training on nutrition-sensitive farming techniques.

These asset creation activities reinforced community resilience through the improvement of agricultural production. According to several beneficiaries, the exploitation of their own fields, instead of working as agricultural employees or migrating, increased consumption of the production from two to three months, depending on the household.

**Output 1211: Conditional cash/food transfers through Food Assistance for Assets (FFA) coupled with technical support to improve production capacities and unconditional cash/food transfers provided to female and male beneficiaries (WFP)**

**Activity 1: Conducting soil and water management activities on degraded lands (fight against invasive plants, weed cutting, fixation of dunes) through conditional cash activities**

The FFA activities conducted, mainly soil and water conservation measures, restored degraded land to enhance the resilience of households and ecosystems in relation to recurrent crises. A total of 1 771 households (12 397 beneficiaries) benefitted from FFA activities in *Chadakori* and *Dogo* communes and received cash-based transfers for five months (February, March, April, November and December) to cover their immediate food needs while engaging in the construction or rehabilitation of assets. FFA activities also included technical trainings on natural resource management to improve productivity. Work norms and technical standards varied by type of activity and considered gender and the specific needs of women and men. On each site, over the course of a seven-day week: 4 days were devoted to physical work, 1 day to the organic amendment of the structures (manure, straw, crop residue or compost making), 1 day to training and sensitization and 1 day for resting<sup>12</sup>. This intervention targeted very poor households in the two intervention communes, contributing to the reduction of the households'

---

<sup>12</sup> FFA entitlements covered 25 days per month, while the 5 resting days per month were not included.

vulnerability by fulfilling basic needs and reducing negative coping strategies, which have an adverse impact on the environment.

These asset-creation activities resulted in the rehabilitation of 886 hectares (HA) of land, including 106 HA through the weeding of ponds for the control of invasive plants (*Typha Australis*), and 457 HA through the construction of various land rehabilitation assets (agricultural and pastoral zai and half-moon). In addition, 323 HA were cleared of invasive plants, especially *Sida Cordifolia*. According to several beneficiary testimonies, all these activities allowed to stabilize the able-bodied labour force (about 80% of young people did not migrate in 2018), to develop income-generating activities (for about 60% of beneficiaries), to improve access to food during the lean season and to restore livelihoods (following the intervention 80% of beneficiaries were able to acquire at least one small ruminant).



Picture 3: Picture 3: Food Assistance for Assets activities to clear ponds of invasive plants (*Typha australis*). © WFP / Zinder Sub-Office

#### Activity 2: Restoration of assets through fodder and agricultural seeds

Out of the total area recovered as a result of the inter-agency efforts 780 HA (recovered through asset creation activities) were planted with different varieties of seeds: 100,567 seedlings were planted in the pastoral zai or half-moons, while 15 HA of community fields benefited from rain-fed seeds. By the end of the 2018 season, most seeded sites had significant forage potential. These sites have been maintained under the supervision of a trained and equipped monitoring committee members. From the agricultural point of view, the millet yield of the *Chadakori* community fields was estimated at 589 kg/HA for 2018 crop year.

This activity helped regenerate vegetation cover and increase food availability for livestock. Similarly, the land rehabilitation activities resulted in an increased agricultural production and further contributed to strengthening social cohesion and management committees' structures.

#### Activity 3: Promote Assisted Natural Regeneration (ANR) (small equipment, surveillance, pilot farmer/alertness brigade training)

In order to promote environmental protection, 1 216 people, including 548 women (45%) and 668 men (55%), were trained in *Dogo* on Assisted Natural Regeneration (ANR) techniques. In



*Chadakori*, 12 HA of agricultural land were treated through ANR, which integrates an environmentally friendly and climate-sensitive approach with land exploitation. These activities were carried out in collaboration with the government technical services and the target communities to ensure monitoring and long-term ownership. They also helped to increase community awareness on sound management of natural resources as well as good practices in soil and vegetation maintenance. However, the activity of alertness brigade training was not held in 2018 and was postponed to 2019.

Delayed activities under this output:

- Activity 4: Granting grain mills as part of relief spots for women and training on Income Generating Activities.
- Activity 5: Setting up a monitoring committee to secure the sites rehabilitated through asset creation in three communities.
- Activity 6: Awareness raising on Environmental Protection.

These activities were planned as part of IFAD's 2018 interventions, for which Canadian funds<sup>13</sup> initially allocated to the DRC were to be used for implementation. However, discussions on establishing a grant agreement with the government were not yet completed in 2018. For this reason, such activities will be rescheduled for 2019 with or without the DRC funds to facilitate complementarity of actions with other agencies.

**Output 1212: Gender-sensitive training on sustainable, nutrition-sensitive agricultural techniques, nutrition and other issues provided to female and male beneficiaries**

Activity 1 planned by IFAD on distribution of improved stoves was postponed to 2019 because of the delay in signing the agreement with the government.

In 2019, the functional Dimitra clubs will raise awareness and train the project's beneficiary communities in gender, nutrition-sensitive agriculture and other topics (social cohesion, environment, etc.). Their first impact will be documented in the next report.

**Output 1213: Quality climate and nutrition-sensitive agricultural inputs and small-scale agricultural tools assessed and distributed to beneficiaries**

Preparatory actions for the following activities were carried out in 2018:

- Activity 1: Distribution of inputs and agricultural equipment
- Activity 2: Baseline study on gender and dietary habits
- Activity 3: Mainstreaming gender in the implementation/structuring of the various committees

In 2018, FAO, in liaison with its local and international experts in the field, defined the implementation strategy and prepared for the aforementioned activities. Concerning the distribution of inputs and agricultural equipment, a literature review as well as a rapid assessment were carried out to develop the Terms of Reference (ToRs) to be used as a basis for the activity. The technical specifications have already been validated and the inputs will be available during the 2019 rainy season (June-September).

---

<sup>13</sup> Funds initially planned for IFAD in DRC but were then as per donor's agreement relocated to IFAD Niger.

The ToRs for the baseline study on gender and dietary habits are finalized and the provider is identified. This activity is ongoing and results will be included in 2019 annual narrative report. Gender mainstreaming activities planned by FAO under this output were postponed to 2019 due to the strategy revision and delays in selecting implementing partners. The activities planned by IFAD were postponed to 2019 because of the delay in signing the agreement with the government. These activities are:

- Activity 1: Distribution of poultry kits;
- Activity 2: Distribution of small ruminant kits;
- Activity 3: Training farmers in composting techniques / Farmer Field Schools

As these activities defined by IFAD, had already been planned by FAO for 2019, a review of IFAD planning will be necessary if the agreement is signed with the Government. This will allow to redirect the funding to the implementation of agricultural infrastructure and storage thereby promoting synergy of interventions.

#### **Output 1214: Rainy season and off-season cropping system is strengthened**

##### **Activity 1: Develop irrigable areas (seeds)**

In order to improve production and food diversification systems, households in *Chadakori* benefited from IFAD's distribution of 11.25kg of vegetable seeds (lettuce, cabbage, carrot, onion, tomato, and pepper), 4.75 tonnes of seed potatoes and 5 tons of millet. FAO also provided 8 tonnes of maize, 12 kgs of cabbage, 1.38 kg of lettuce, 7.2 kgs of tomatoes, 2.1 kg of carrots and 5.1 tonnes of maize.

In *Dogo* commune, 35.42 kg of cabbage seeds, 17.74 kg of lettuce seeds, 13.64 kg of tomatoes seeds and 3.57 kg of carrots seeds were provided. These seeds were used for production on the irrigable land borrowed by the beneficiaries from landowners after clearance of aquatic invasive species through FFA activities. The borrowed areas used by the five (5) sites in *Dogo* are estimated to be about 22.75 HA in total.

The activities in the market gardening sites started in December 2018 thanks to the seeds received. Before the seed distribution, the beneficiaries had received capacity building trainings on the different crops' technical production methods, in particular nursery establishment, plot management techniques, crop management and organic amendment techniques.

An example of the improved land productivity was already visible in 2018 in the community site of *Bokoum*, where 500 kg of potato seeds produced a harvest of 7 700 kg of potatoes. Thanks to this production, each of 198 households benefited from 39 kg of harvested potatoes.

For the development of market gardening sites in the two communes, feasibility studies were carried out at each selected site with the support from local technical services.

##### **Activity 2: Establishment of garden field schools**

To improve market gardening extension practices, 13 farmer field schools, covering an area of 150 m<sup>2</sup> each, were installed by FAO in the two intervention communes. Through market garden field schools, a total of 386 people including 316 men (82%) and 70 women (18%) participated in agricultural extension techniques activities. Training on compost production techniques was provided to farmer field schools. The beneficiaries mastered the organic matter production techniques and learned to replicate them; thus, increasing their productivity, while preserving the environment.

Beneficiaries participating in the field schools were responsible for sharing these beneficial market gardening practices with the entire community, thereby helping other project beneficiaries strengthen their productive capacities. During 2018, the focus was on four (4) types of vegetables: lettuce, cabbage, onion and potato. The beneficiaries were trained not only on the technical production routes but also on the identification and management of pests. During the field visits conducted by the RBA Team at the national level, participants in the market gardening field schools expressed their satisfaction with the knowledge acquired, especially since most of the women participants had never practiced gardening activities in the past. Some beneficiaries have already replicated this experience by setting up their home gardens near the school fields in order to prepare for larger-scale production next year.

**Output 1215: Promotion of innovative climate resilient agricultural practices and technologies<sup>14</sup> undertaken in targeted communities**

Activities planned by IFAD were postponed to 2019 because of the delay in signing the agreement with the government. These activities are:

- Activity 1: Establishment of the mechanism for the intensification and promotion of livestock;
- Activity 2: Build and supply women operated granaries for food security (GFS – *Grenier Féminin de Soudure*).

**b) Immediate Outcome 1220: Improved value chains for nutritious agricultural products within targeted communities**

In 2018, to help marketing agricultural products, each intervention site received a cart to bring agricultural products to the markets. In addition, in Maradi a 26 km rural route is planned for construction in 2019 to facilitate the transport and marketing of agro-silvo-pastoral products between production areas and marketing areas. Once completed, this rural route will contribute to sustainably increase income for beneficiary households, ease access to surrounding markets, especially for the very poor households, and, lastly, ensure the improvement of all dimensions of food security (access, availability and stability) for local communities. In 2019, links with the market will be further strengthened through support activities planned for the production, processing and marketing of agro-silvo-pastoral products.

**Output 1221: Gender-sensitive technical assistance and capacity building in sustainable conservation and transformation and marketing of agricultural products**

**Activity 1: Training women's organisations (credit, oil extraction, micro businesses)**

This activity was conducted at a *Chadakori* site and started with the identification of all existing women's groups (old and newly created) in the intervention area. This analysis provided information on their organizational and financial situation, detected their strengths and weaknesses in terms of training and helped design a capacity building plan. As a result, in *Chadakori* (Kourougoussaou site), ten women's groups focused on the following trainings: processing (millet, groundnuts) and small livestock (goats and hens).

In addition, these groups benefitted from capacity building in gender and women's leadership. The training helped participants to gain a clearer understanding of gender inequalities and to

---

<sup>14</sup> Climate resilient agricultural practices include but are not limited to water and livestock management, crop protection, pest control, post-harvest technologies, agricultural calendar planning based on climate specificities, etc.

identify local initiatives that can equally take into consideration all social differences at the household, community, communal and national levels and create a platform to freely discuss issues of female leadership. Overall, two training sessions were conducted in this regard. Participants greatly appreciated the content of the training as well as the facilitation methodology used. Women were informed and sensitized on gender issues and notions of leadership which made them aware of their situation. This activity will be extended to all sites to strengthen women's empowerment in addition to the processing and marketing of agropastoral products.

**Output 1222: Market linkages for agricultural and pastoral products established (from male and female targeted beneficiaries to market)**

**Activity 1: Supporting farmers' organizations with ox carts**

As part of market access facilitation in *Dogo* commune, WFP provided five (5) sites with ox carts to facilitate community activities, including harvesting and the transport of organic manure, people and agricultural products to markets.

**Activity 2: Launching the construction of a rural road to connect the economic development centres**

In Maradi, IFAD plans to support the construction of a 26 km rural road (Dargué-Guidan Roudji) in order to connect the major markets in *Chadakori* commune. The development of economic centres will start in 2019 to facilitate access to the markets for the entire municipality and for all the project intervention sites. In 2018, activities focused on conducting a technical feasibility study and awarding the contracts to build the road. This activity is expected to create several income generating opportunities at the local level, especially for young people.

**c) Immediate Outcome 1230: Improved access to nutritious food or cash supply during shock periods and to social safety nets for beneficiaries in targeted communities**

A total of 1 771 households benefited from three months of food assistance coupled with nutritional supplements for children between 6-23 months and breastfeeding women in targeted households during the lean season. In 2018, the intervention reached 28% of the eligible population against 66% of households planned for by the end of the project. In addition, 1 771 households benefited from access to nutritious food during the lean season through unconditional cash transfers against an end of project target of 2 300 households.

This intervention facilitated access to food during times of stress, reduced the use of negative coping mechanisms, such as changing consumption patterns and selling assets, reduced borrowing and migration, increased retention of school children and increased rational and sustainable use of natural resources with a strong impact on people's livelihoods.

In school feeding programs and other complementary activities sensitive to gender and nutrition, it was planned to support 14 schools with canteens by the end of the project, benefiting 1 589 boys and 1 239 girls. In 2018, six (6) existing canteen schools covering 526 boys and 413 girls benefitted from school meals and complementary activities (school vegetable gardens, school herds, grain mills and girls' scholarships/grants, etc.). This helped increase girls' retention in school and improve nutrition for children.

**Output 1231: Gender- and nutrition-sensitive school feeding programs and school gardens implemented in schools**

The aim of this activity is to set up vegetable gardens in schools to ensure the dietary diversity of the school meals prepared by WFP and to provide nutritional education to pupils and teachers. In order to provide nutritional education in schools, 14 WFP-assisted schools were identified for school meals and school grants for adolescent girls. To ensure the best results, a joint study is underway with the nutrition, education and agriculture (irrigated crops) technical teams of WFP and FAO.

**Activity 1: Complementing school feeding activities (school garden, school herd, school canteen mill, hand washing device, hygiene awareness and sanitation) with training for the school management committee**

This activity aims to establish a critical safety net to ensure that every child - even those in the poorest households - has access to education, health and adequate nutrition. School meals were provided, in line with the National School Feeding Strategy, to enable beneficiary households to meet their food needs and cope with shocks, while improving students' enrolment and retention rates, with special emphasis on girls. At the school level, the effects of canteens, will be optimized through vegetable gardens, school herds and the installation of grain mills in order to reduce the workload of women and girls. Such complementary activities, identified and prioritized through a participatory process, will contribute to food diversification and will serve as entry points for information sharing, education and communication on gardening, diet, nutrition and the environment. The programme also promotes behavioural change by integrating awareness raising activities on Essential Family Practices, gender and nutrition. In order to enable teenage girls to continue their schooling and help break the intergenerational cycle of malnutrition, a number of interventions were carried out in favour of girls: the granting of scholarships, the distribution of iron-folic acid supplements and awareness raising sessions on the importance of girls' schooling and life skills.

According to teachers in the area, high drop-out rates and limited access to education for girls is the norm. To address this situation, fourteen (14) school canteens covering 2 290 pupils, including 1 306 boys (57%) and 984 girls (43%) were set up.

As part of the establishment of new school canteens, a mission to identify schools with canteens was conducted in September 2018 by WFP in collaboration with the authorities and education services in each intervention region. These allowed to evaluate the needs and to select the schools that would benefit from school feeding programmes based on vulnerability criteria, rate of attendance and retention of girls in school.

During this process, sensitization activities were conducted on the functioning, objectives, results and roles of the actors in managerial positions, especially at the community level. In addition, during the establishment of new school canteens at the end of December 2018, a training was conducted for eight (8) school management committee directors at newly targeted schools, covering themes such as awareness raising, monitoring tools and practices for information sharing through the knowledge management system.

During the joint visits to schools benefiting from school meals programmes, schools' leaders reported a reduction in dropout rates and an increase in girls' retention in school achieved in 2018 compared to previous years after only 5 months of programme implementation.

In the context of synergy and complementarity, FAO and WFP will work together in the establishment of school vegetable gardens as well as in the capacity building of pupils and teachers on environmental and nutritional education. A component on improving school curricula incorporating school vegetable gardens will also be discussed.

In 2018, technical discussions led to the formalization of a harmonised type of vegetable garden which integrates the agencies' approaches and will be implemented in the 14 schools with newly created canteens. In addition, a joint technical feasibility mission will be conducted in 2019 to support the establishment of school canteens as well as complementary activities, including school vegetable gardens, school herds and grants for adolescent girls.

**Output 1232: Food assistance and nutritious supplements for children aged 6-23 months provided to targeted households throughout the lean season**

**Activity 1: Distribution of targeted food assistance during the lean season**

During the lean season (June to September), 1 771 households (12 397 people, including 6 322 women and 6 075 men) benefited from WFP's assistance via the distribution of unconditional cash (\$60 per household per month for three months). These households received a total of 173 million FCFA (West African francs) (about 297 000 USD), which enabled them to cover their immediate food needs, preserve the assets created and avoid recurring to negative coping strategies such as migration, sale of assets, etc. The cash distributions were made through microfinance institutions (MFIs) on the basis of a schedule shared in advance with the beneficiaries and the municipal and departmental authorities.

To ensure the security and protection of the beneficiaries, the distributions were carried out at each of the sites in compliance with the humanitarian standards (maximum 10 km travel per beneficiary). The cash transfers allowed to reduce the sale of agricultural wage labour by beneficiary households, thereby facilitating the exploitation of their own fields, as well as the consumption deficit and the livelihoods decapitalization.

**Activity 2: Nutritional supplementation for children 6-23 months**

To strengthen the household food assistance package, children aged 6-23 months benefited from nutritional supplements. Thus, 1 161 children, out of which 619 were boys (53%) and 542 girls (47%), benefited from a monthly ration of 4.5 kg of mainly Super Cereal Plus during a 5-month period (June, July, August, November and December) to support the prevention of malnutrition. In addition, 236 pregnant women received a monthly supplementation ration of 6 kg per person per month for 5 months and adolescent girls aged 12 to 16 received iron-folic acid supplementation. This intervention package helped prevent the deterioration of children and pregnant women's nutritional status in the very poor households.

**Pillar 2: 1300: Improved sustainable gender-sensitive governance of collective productive resources by relevant authorities and/or other relevant stakeholders in targeted regions**

**a) Immediate Outcome 1310: Enhanced participatory and gender-sensitive community/stakeholder planning and management mechanisms**

To support the development of participatory gender-sensitive planning tools at the community level, in addition to the training of actors on participatory community planning, 10 (ten) Community Based Participatory Planning (CBPP) reports were completed in 2018 and used to

develop the overall work plan in an inclusive manner. A total of 190 women and 133 men participated in CBPP exercises, including 8 women who were leaders in the various newly established committees. This facilitated the inclusion of both men and women's concerns in the community action plan.

In addition, at each site, three gender-sensitive committees were set up - the Village Management Committee, the Complaints Management Committee and the Site Monitoring Management Committee – with at least 1/3 of the membership made up of women in each of them. These various committees were formed and equipped by the RBA agencies to facilitate access to land recovered through the removal of invasive aquatic species. Negotiations were also initiated with the landowners for the loan of a portion of the recovered land to very poor households. As part of organizational capacity building for communities, 317 out of 300 planned listening clubs were set up, with 9 283 members, including 3 438 men (37%) and 5 845 women (63%). The planned target was exceeded because all villages of intervention were covered plus the hamlets around them. All these community structures will be formed in 2019 on associative life, roles and responsibilities, etc.

**Output 1312: Support provided for the monitoring and operationalization of gender-sensitive management committees**

**Activity 1: Train and equip Management Committees**

Thirty committees were set up at the community level including 10 Village Management Committees, 10 Complaints Committees and 10 Canteen School Management Committees. All these committees have the role of ensuring proper monitoring and management of food stocks and equipment for the canteens. The composition of the village management committees varies from 5 to 15 members, depending on the number of villages, and reflects the beneficiary group structure (young, elderly, disabled, women and men). Moreover, at least 1/3 of the committees' members are women. Throughout the operation, the committees participated in the beneficiary selection process, supported the resolution framework for the various recipient complaints and coordinated the planning, supervision and development of the asset creation work.

As for the complaints committee, it is composed of 5 to 10 members - depending on the number of affiliated villages - with women representing at least 1/3 of the total number of members. In addition to handling complaints, this committee informed beneficiaries on the operational details during each cash distribution process. In addition, the complaints committee participated in all distributions to ensure they were effective and transparent, thereby improving the quality of the intervention. At the asset creation sites, the various management committees benefited from capacity building through training and equipment distribution.

To promote gender equality in all interventions and to make committees more gender responsive in the coming years, RBA agencies plan to expand this area of work across communities. These types of activities already increased women's empowerment in different ways. For example, women and men were equally involved in CBPPs, thus taking into account the different roles and challenges of men and women and addressing their specific needs. Another example is through the inclusion of women in leadership positions in community committees to oversee FFA works or asset management.

**Output 1313: Negotiation of land tenure for targeted households undertaken with authorities (traditional, customary, communal, etc.)**

Activity 1: Establishment of land loan deed for vulnerable households

As part of the asset creation activities, it was planned to clarify the land status and operating conditions for the recovered land at each site. In Maradi, most of the reclaimed sites are pastoral, unlike in Zinder, where activities focused on clearing waterways of invasive aquatic species in order to increase the availability of areas that could be planted.

In Zinder, landowners at all sites pledged to lend a portion of the recovered farmland to vulnerable households. In 2018, in five project sites, about 23 HA were lent to very poor households after weed removal for market gardening activities. In some sites, despite the commitment, there is still reluctance from some landowners. This requires awareness raising and capacity building of communities on lending procedures in collaboration with the mayors, the community land committees (COFOB), the communal land committees (COFOCOM), etc.

In addition, negotiations will continue in 2019 with the preparation of all necessary documents once the sites are acquired. In 2018, the loan of about 23 HA was already negotiated, and beneficiaries will gain access to land for five (5) years after the loan agreements are signed.

Activity 2: Organize community forums on social coexistence

In the context of reinforcing community coexistence, terms of reference for the organization of forums on social coexistence have been developed by FAO. The purpose of these forums is to sensitize communities on the importance of the Rural Code, on conflict management and conflict resolution. The provider has been identified and these community forums will be organized in March-April 2019.

**Output 1314: Technical support and capacity building in organizational structure, voluntary guidelines, land management, Dimitra clubs etc. provided to targeted communities, small holder farmers and women's organizations**

- **Listening clubs (DIMITRA)**

In addition to the various management committees set up as part of the asset creation activities (management committee and complaints committee), a collaborative agreement was signed in November 2018 between FAO and two partner associations (Educational Action for Local Development - AEDL, and Association for the Promotion of Basic Education - APEBA), for the establishment of 317 Dimitra clubs, of which 156 in *Chadakori* and 161 in *Dogo*. These clubs



Picture 4: Setting up Dimitra Clubs at Bokum site. ©NGO APEBA



include 9 283 members, of which 3 438 men (37%) and 5 845 women (63%). The Dimitra listening clubs are groups of women, men or young people - mixed or not - who decide to self-organize and act together on their own environment. They will be asked to meet regularly to discuss the issues they face in their daily lives, to make decisions and to take action to resolve them. Preparatory activities, such as identification and basic training were already conducted in 2018, while in 2019, the clubs will become operational in *Chadakori* and *Dogo* and the activities will be launched. Activities planned by FAO were postponed to 2019 due to the ongoing strategy development and delays in selecting implementing partners.

Delayed activities under this output:

- Establishment and structuring of various committees for overall gender integration.
- Development, training and equipment of COFOB on management of land conflicts and the delimitation of areas and corridor passages.

**Pillar 3: 1400: Improved nutritional, dietary and essential family practices in food hygiene, including screening and treatment of MAM/SAM, in targeted regions**

**a) Immediate Outcome 1410: Enhanced awareness of essential family practices in targeted communities**

A total of 112 community volunteers, 56 men (50%) and 56 women (50%), carried out sensitization and capacity-building campaigns for beneficiaries during distribution days on essential family practices, culinary techniques, prevention of malnutrition and micronutrient-rich foods available locally.

These activities reached 24 802 people, including 13 411 women (54%) and 11 391 men (46%), raising beneficiaries' awareness on the dangers they are exposed to due to unhealthy practices and on essential practices in the context of the adoption of beneficial behaviours.

**Output 1411: Communication plan for Essential Family Practices elaborated and implemented in targeted communities**

**Activity 1: Awareness raising (EFP, IYCF and others) for the health of children under 5 years of age**

One hundred and twelve (112) community volunteers, including 56 men (50%) and 56 women (50%) (two volunteers per village), were selected and trained to conduct awareness-raising activities on behavioural change as well as nutritional screening and referral of children and pregnant and lactating women. In addition, all community volunteers have been equipped with awareness raising materials (education and counselling cards, etc.).

Awareness-raising activities on essential family practices reached 24 802 people in 2018, including 13 411 women (54%) and 11 391 men (46%). Topics covered included birth spacing, use of health services, hand washing with soap, exclusive breastfeeding, use of impregnated mosquito net, complementary feeding, recognition of danger signs of the three main diseases, use of health services, etc. These sensitization activities were conducted during the distribution operations and during the rest days of asset creation activities. During the RBA field missions, beneficiaries recalled all the awareness themes covered in the sensitization sessions, proving that the awareness messages were successfully transmitted.

**b) Immediate Outcome 1420: Enhanced access to community-based screening and treatment of moderate acute malnutrition (MAM) for children aged 6-59 months and pregnant women (PW) within targeted communities**

During each cash distribution process, children aged 6-59 months were systematically screened and referred to malnutrition centres.

As a result of on-site screenings, 20 506 children aged 6-59 months were screened, including 4 283 children in Zinder and 16 223 in Maradi, which led to the identification of 2 049 moderately malnourished children (yellow band) and 486 severely malnourished children (red band). Screened children suffering from moderate or severe uncomplicated acute malnutrition - yellow or red Mid-Upper Arm Circumference (MUAC) without oedema and without associated pathology - and pregnant women identified as malnourished received a reference coupon for the nearest health centre. Children with red MUAC and associated pathology (cough, fever) or oedema were transported to the nearest CRENAS / health centre by the partner for confirmation of their condition and eventual transfer to the CRENI. Transport costs were reimbursed by WFP subject to presentation of the reference documents certified by the CRENAS. A total of 3 618 children, 1 775 boys and 1 843 girls, benefited from treatment of moderate acute malnutrition in 2018.

Screening operations have improved nutrition indicators in intervention communes, particularly the cure rate which is 93% (target > 75%), the death rate of 0% (target < 3%), the dropout rate of 2% (target < 5%) and non-response rate of 3% (target < 5%).

WFP's intervention allowed to treat all children suffering from moderate acute malnutrition and malnourished breastfeeding women.

Overall, the programme is being implemented without major difficulties. Nevertheless, the delay in the selection of partners and in the effective implementation of activities has had a significant impact on the achievement of results, especially on the IFAD side, which, to date, has no set date for the start of activities covered with the additional funding. This in turn jeopardizes the joint planning and beneficiaries to be reached. Despite the many reminders, the grant agreement with the government has not yet been signed.

Overall, most of the activities with a direct impact on the indicators planned by FAO and IFAD will be implemented in 2019. For FAO, this is due to the delay in the implementation of the work plan and the selection of partners, while, for IFAD, this is due to the delay in signing the agreement with the government, especially for the DRC funds. All these activities will be re-scheduled for the 2019 work plan and changes will be included in the overall work plan.

**Output 1421: Support for the community-based management of moderately acute malnutrition in children aged 6-23 months and malnourished Pregnant Women (PW) provided**

**Activity 1: MAM Support for children 6-23 months and pregnant women**

Integrated management of moderate acute malnutrition (IMMAM) was carried out in outpatient Nutrition Rehabilitation Centres (NRCS) for Moderate Malnutrition in accordance with the national protocol for the integrated management of acute malnutrition. In total, 4376 people were admitted and treated, including 507 girls, 497 boys and 379 pregnant women, at the outpatient Nutrition Rehabilitation Centres (NRCs) for Moderate Malnutrition of Kouroungoussa, Sabon Machi, and Chadakori in the *Chadakori commune* and the NRC of Katambaje, Gourouboubdji, Labdo Mai Doki, Kalgo Maikassoua and Rigal Mantché in *Dogo commune*.

In addition, four community-based apprenticeship schemes and nutritional rehabilitation centres (*Foyers d'Apprentissage et de Réhabilitation Nutritionnels - FARN*) were established in

four Chadakori sites. Prior to the set-up of these centres, systematic nutritional screening of all children was carried out with the support of the Regional Directorate of Public Health - DRSP. Over 2018, the FARNs were provided with food demonstration equipment and sensitization and nutritional screening tools. During these sessions eight recipes were the subject of cooking demonstrations with a total number of participants amounting to forty-two (42) women.

To enhance complementarity, different RBA approaches were harmonized and each agency's coverage was increased. This helped to improve the nutritional status of malnourished children in the intervention area but also to increase mothers' knowledge of community management of malnutrition.

**Output 1422: Support for community-based screening of malnutrition and referrals for children aged 6-59 months and PW is provided**

**Activity 1: Malnutrition screening and referrals for children aged 6-59 months and PW is provided**

Screening operations were carried out by the one hundred and twelve (112) community volunteers who were trained in June 2018 on screening techniques and awareness-raising topics. Screening was performed based on Mid-Upper Arm Circumference (MUAC) measurement and identification of nutritional oedema. Overall, 20 506 children aged 6-59 months were screened, including 4 283 people in Zinder and 16 223 people in Maradi. A total of 2 049 children were identified as moderately malnourished (yellow band) and 486 children as severely malnourished (red band), all of whom were referred to malnutrition treatment centres and received treatment. The screening operations improved the nutrition indicators in the intervention communes, particularly the cure rate which is 93% (target > 75%), death rate of 0% (target < 3%), dropout rate of 2% (target < 5%) and non-response rate of 3% (target < 5%).

### 3.3.1 Key Highlights – Telling the results story

The 2018 intervention supported 12 397 people through Food Assistance for Assets (FFA) programmes using cash transfers to fill households' food gaps, while supporting communities to build assets that benefit communities in the longer-term. These were coupled with unconditional cash transfers during the lean season (1211) for the same beneficiaries to preserve the development gains made. In addition, the same beneficiaries benefited from agricultural inputs in preparation to the 2018-2019 climate and nutrition-sensitive vegetable season (1213), including different varieties rich in nutrients, vegetable seeds, etc., complemented with capacity building on market gardening techniques (1221) such as farmer field schools.

With the development of 23 HA of irrigated perimeters through asset creation activities, the joint programme will facilitate the livelihood diversification of the very poor households targeted by the project.

In addition to 10 management committees and 10 complaints committees, the programme set up 300 Dimitra clubs. These community management committees benefited from capacity building on land management, associative life, etc.

In terms of governance, 10 CBPP reports were developed for the 10 intervention sites. The participatory planning reports helped identify the specific needs of communities in each site and to adapt the overall work plan by site and by agency, while at the same taking into account gender and the environment and ensuring ownership by communities.

## Niger

In addition, a launch workshop was organized in each commune, providing a platform to improve the project understanding and ownership of the expected results.

Joint missions were organized in 2018 and allowed for the documentation of beneficiary testimonies.

Key aspects that emerged from these exchanges include:

- Protection and restoration of livelihoods (according to beneficiaries, between 40% and 90% of households benefiting from asset creation activities currently have at least one small ruminant following the intervention);
- Activities to remove invasive aquatic species have contributed to the smooth flow of watercourses and increased water availability upstream as well as downstream at all sites;
- With the reclamation of areas invaded by *Typha australis*, communities introduced new crops such as rice, maize, vegetable crops, whose production has increased the coverage of household food needs from 2 to 3 months;
- The intervention helped to revive small businesses for women and men (about 60% of beneficiary households now undertake small businesses);
- Debt reduction and access to credit which were not available before;
- Out of the total able-bodied labour force involved in seasonal migration, about 60% did not migrate this year and engaged in field activities;
- Strengthened social cohesion between villages working on the same site;
- Reduction of early sale of sugar cane. In the past, to meet basic needs during the lean season, sugar cane was sold at the early stages of its growth at a rate 5 times cheaper than the cost of production;
- Diversification of income-generating activities (catering, sale of condiments, fresh vegetables, mechanics, motorcycle taxi, etc.);
- Increased knowledge on good dietary and nutritional practices;
- Self-production only covers a maximum of 3 months, this year with the project, most households were able to work their fields and obtain a higher return due to cash transfers;
- Most households were able to keep children in school thanks to increased access to food and income from project interventions;
- Strengthened leadership and public speaking;
- Usage of weeding techniques for the restoration of invaded spaces.

## Niger



Picture 5: Picture 5: FFA beneficiary; Bokoum site.  
©WFP/Idrissa Issaabarchi

*"My name is Rabi Moussa Ango, I live in the village of Bokoum. I am 35 years old, married and a mother of 6 children. I am an FFA beneficiary. After 12 months from the beginning of the project, in addition to the coverage of food needs, health and education for my family, I undertook the activity of fattening three small ruminants and used about 3 hectares of land during the rainfed season, acquired on the basis of a land loan. Thanks to this development, I produced more than 1500 kg of cereals". This beneficiary believes that if the project intervention continues, she will be able to emerge from chronic poverty and cope with any risks or disasters.*



Picture 6: Picture 5: FFA beneficiary; Koudoumous site. ©WFP/Idrissa Issaabarchi

*"My name is Baraou Gaddo and I am 40 years old, married to two women and have 15 children. I'm from Koudoumous village. The first distribution of cash allowed me to set up a traditional poultry unit initially composed of 15 heads of poultry. We are in December 2018, and I have already more than 150 heads of poultry". This activity currently provides him with a monthly income between 5 000 and 8 000 FCFA through the sale of eggs.*

Table 8: An overview of the immediate outcomes for the Niger RBA project

Annual report	Immediate outcomes	Comments
	<p><b>1210</b> Increased knowledge of and access to the agricultural inputs and assets required for sustainable, nutrition-sensitive agriculture production for beneficiaries in Targeted communities.</p>	<ul style="list-style-type: none"> <li>- 1 771 beneficiaries benefitted from trainings in natural resources management, nutrition and received inputs or productive assets for nutrition smart agriculture.</li> <li>- 1 986 beneficiaries benefitted from trainings in agriculture technologies.</li> </ul>
	<p><b>1230</b> Improved access to nutritious food or cash supply during shock periods and to social safety nets for beneficiaries in targeted communities.</p>	<ul style="list-style-type: none"> <li>- 1771 HH with access to nutritious food and cash supply during shock periods out of the 2 300 planned.</li> </ul>
	<p><b>1310</b> Enhanced participatory and gender-sensitive community/stakeholder planning and management mechanisms.</p>	<ul style="list-style-type: none"> <li>- 247 targeted communities have in place participatory planning tools (e.g. CBPP, SLP).</li> <li>- 8 women heading management out of the 32 planned.</li> </ul>
	<p><b>1420</b> Enhanced access to community-based screening and treatment of moderate acute malnutrition (MAM) for children aged 6-59 months and pregnant women (PW) within Targeted communities.</p>	<ul style="list-style-type: none"> <li>- 100% of people received MAM treatment (disaggregated by beneficiary categories, sex, age, as % of planned compared to the target of 85%.</li> <li>- 2 770 children received treatment compared to 4 634 planned (the variation is due to the fact that during planning, the figure was estimated on the basis of national statistical data).</li> <li>- 1 149 pregnant women received treatment compared to 850 planned (the variation is due to the fact that during planning, the figure was estimated on the basis of national statistical data).</li> <li>- MAM treatment performance: recovery, mortality, default and non-response rate <ul style="list-style-type: none"> <li>• 93% Recovery rate &gt; 75% (93%)</li> <li>• Death rate &lt; 3% (0%)</li> <li>• Default rate &lt; 5% (2%)</li> <li>• Non-response rate &lt; 5% (3%)</li> </ul> </li> </ul>

### 3.4 Lessons Learned

Overall, the 2018 work plan was implemented satisfactorily. The RBA coordination framework was revitalized in 2018 but only at the local level and not nationally. The joint missions and monthly coordination meetings enabled all stakeholders to strengthen their understanding of the project as well as the monitoring of implementation. As per IFAD, the delay was caused by the slowness of the process of signing the agreement with the Government of Niger. This funding agreement will be signed in 2019.

A complementary synergy plan was put in place in 2018. This allowed to highlight all the possible synergies between components of the programme.

In terms of lessons learned, among others:

- The delay in the implementation of joint planning had an impact on the achievement of targets.
- National coordination worked very well, however, at the regional level, IFAD needs to strengthen communication with ProDAF (operational programme) Maradi and Zinder to reinforce commitments in the coordination and implementation of the package of intervention in the RBA area.
- The government was not able to participate in the steering committee meeting that should have been held in October 2018. However, in the future, it will be necessary to link this program to the Ministry of Agriculture and Livestock, which is a more operational level than the High Commission of the 3N initiative.
- Many of the recovered sites belong to the richer households, especially in Zinder. In 2019, it will be necessary to reinforce negotiations with communities and government to facilitate access to the portions of land reclaimed for the very poor households targeted by the project.
- It was noted that several similar activities are undertaken by FAO and IFAD. In 2019, IFAD will need to focus on agricultural and socio-economic infrastructure construction activities in relation to its programme already underway in the intervention regions.

### 3.5 Explanation of financial variances

Table 9: Expenditures for RBA project in Niger for 2018

Expenditures for RBA project in Niger for 2018 (Year2)			
Cost category	Year 2 in USD \$		
	FAO	IFAD	WFP
Staff and personnel costs	284 445.50	0.00	0.00
Supplies, commodities and materials	7 031.50	0.00	661 281.58
Equipment	-18 457.00	0.00	85 486.46
Contractual services	9 346.00	0.00	0.00
Travel	43 919.00	0.00	0.00
Transfers and Grants to Counterparts	131 784.00	0.00	92 000.88
General Operating and Other Direct Costs	22 482.50	0.00	0.00
Indirect programme support costs	33 639.00	0.00	58 713.82
Sub-total	514 190.50	0.00	897 482.74
<b>TOTAL</b>	<b>1 411 673.24</b>		

- **STAFF AND PERSONNEL:**

As part of the RBA implementation activities in 2018, FAO Niger recruited staff (Coordinator, Operation Officer, Agronomists, M&E Experts, Field project managers and various support staff, such as administrative personnel and drivers).

- **SUPPLIES, COMMODITIES AND MATERIALS:**

This budget line covers the finances used for the purchase of seeds for the rainy and irrigated seasons by FAO in 2018. For the WFP these are transfers made to beneficiaries through conditional cash transfer as part of the Food Assistance for Assets programmes (USD 468 626) and the purchase and transportation of food as part of the nutritional supplementation of children aged 6-23 months and women pregnant and lactating (USD 191 955)

- **EQUIPMENT**

For FAO, this line refers to the purchase of office furniture and adjustments to the 2017 budget. For WFP the expenditures were very similar – used for the purchase of equipment and office supplies.

- **CONTRACTUAL SERVICES**

In 2018, FAO Niger signed a service contract for the construction of water tanks.

- **TRAVEL**

This budget line concerns travel expenses for carrying out the technical activities of the project, training and monitoring and supervision missions (FAO staff and Government technical services).

- **TRANSFERS AND GRANTS TO COUNTERPARTS**

In 2018, FAO Niger signed Long Term Agreements with NGOs for the implementation of seed distribution activities, technical training and the set-up of Dimitra Clubs. For WFP, these are the costs of the operations of the local partners responsible for implementing the project activities. Two Field Level Agreements were signed with AREN in Maradi and with the NGO IDB in Zinder. The AREN Partner supervised the activities of the commune of Chadakori (for 709 households) and the IDB Partner in the commune of Dogo (1,062 households).

- **GENERAL OPERATING AND OTHER DIRECT COSTS**

These expenditures primarily cover general operating expenses (rents, security cost, fuel, electricity, and telephone, Internet for office Zinder, Maradi and Niamey).

- **INDIRECT PROGRAMME SUPPORT COSTS**

Whether for WFP or FAO, these expenditures are part of headquarters support missions in administration, IT and finance.





# Somalia



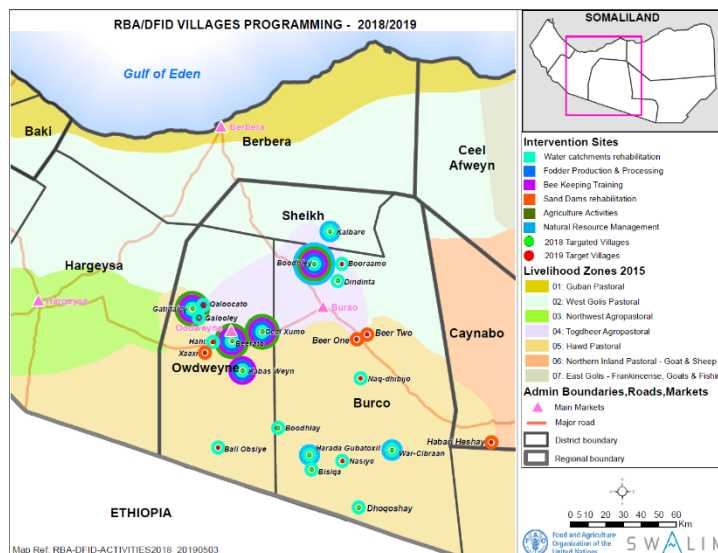
## 4. Somalia

### 4.1. Context

Somalia suffers from prolonged and recurrent droughts that on average occur every three years. In 2017, an unexpected drought caused severe water shortages, limited availability of pasture, low productivity which resulted into declining income levels. In 2018, WFP and other humanitarian partners provided conditional support to over 330 000 chronically food insecure people in vulnerable communities to recover from the previous year’s drought, when three seasons of consecutive rain failure, coupled with conflict, massive population displacement; lack of access to basic services, weak governance structures and an increase in food prices had led to 6.2 million people facing acute food insecurity across the country.

The RBA programme is implemented in the districts of Burco and Odweyne, situated in the Togdheer region of Somaliland (see Map 4 below). The region has an estimated population of about one million. In **Burco district**, about 75% of the population resides in urban areas, while about 25% of the population is engaged in nomadic pastoralism, out of which about 3% practice agro-pastoral activities. Livelihoods are mainly based on livestock with some small-scale farming and petty trade. The needs assessment carried out jointly by FAO and WFP, and Somaliland government identified water scarcity as the number one challenge for the communities in the region. The major sources of water during dry and wet seasons are communal *berkats*<sup>15</sup>, earth surface dams and few boreholes in some rural areas. Generally, about 55% of the *berkats* do not function well as they have been damaged by prolonged droughts and are expensive to rehabilitate or reconstruct. Moreover, in many villages the livestock is almost non-existent, while shoats<sup>16</sup> and camels, which are the predominant and most resilient species, are in decline. Burco district landscape is semi-desert and impartially flat with several seasonal rivers passing through the main towns and provide flush overflows to the extensive grazing land of the district. Although these watercourses could make the district a suitable place for livestock production, these are not suitable for rain water harvesting mechanisms and, as a result, these valuable resources end up not being used.

Map 4: RBA villages in Somalia



<sup>15</sup> *Berkats* are underground tanks used to collect and store rain water. They are made of concrete and stones and are very common sources of storage in central and northern Somalia.

<sup>16</sup> Sheep and goats.

**Odweyne** is the largest district of the Togdheer region and the second one in terms of population's size. The region is predominantly arid and semi-arid, with an average annual rainfall between 160 and 600 mm. 60% of the population is relying on livestock production under natural rangeland conditions. There are two main livelihood types in the district: agro-pastoral and pastoral. The agro-pastoral communities inhabit the western part of Odweyne, which borders with the Hargeisa region, thereby sharing the same livelihood zones with North-West/Togdheer. Likewise, the pastoral collecting communities control the eastern and the southern parts of the district and generally move their animals at specific times of the year. This latter group shares the land with the Sool-Hawd Plateau Pastoral livelihood zones. Most of the farms lack a reliable irrigation system, as diversion-structures are normally damaged or completely washed away during the heavy flash floods of the Gu seasons<sup>17</sup> – from mid-April till the end of June. Out of nine project locations, five are agro-pastoral communities - Gatiteley, Beerato, Habaaswayn, Ceel Hume and Boodhley Burco - while the other four villages - Boodhley Odweyne, Kalbare, War Imran and Harada - are pure pastoral communities.

In Somalia, malnutrition is multifaceted and affects mainly children, mothers, adolescents and women, with negative consequences on the development of the country. According to the Food Security and Nutrition Analysis Unit (FSNAU) based on the 2019 Gu season results, Global Acute Malnutrition (GAM) in Somalia is high, at 14%, reaching more than 24 000 people in Toghdheer only.

Based on lessons learnt from preceding country nutrition programmes implementation, the RBAs have adopted a comprehensive nutrition approach to address all challenges and ensure intended objectives are achieved in the future. The programme aims at consistently conducting MAM treatment, prevention and TB/HIV management performance activities based on the SPHERE standards<sup>18</sup>. In 2018, the RBA programme supported field level partners in implementing high impact mother and child nutrition interventions to reduce the prevalence of acute malnutrition in Burco and Odweyne. Additionally, a referral system on the ongoing livelihood activities was put in place to help households with no access to food improve their resilience to shocks.

#### 4.2. Activities

The first half of 2018 (January - June) mainly focused on assisting the drought affected communities in Somaliland with unconditional support. For this reason, the RBA activities for the year only commenced in the second half of 2018 and were divided into two phases. The first phase of the programme (July - September 2018) targeted 2 600 households with conditional cash-based transfers to support the rehabilitation of community assets, such as desilting and expansion of water catchments, rehabilitation of rangelands across nine villages and rehabilitation of a feeder road. The second phase<sup>19</sup>, from October 2018 to March 2019, targeted the same beneficiaries to build the capacity of agro-pastoral and pastoral communities through trainings in natural resource management, beekeeping and fodder production. The training was conducted jointly with FAO and built upon the expertise of the two agencies and their partners, thereby ensuring optimum delivery of the activities. Targeting of the beneficiaries under the RBA activities was determined using the nutrition referral pathway, where beneficiaries were drawn from the households with moderately malnourished children enrolled in the nutrition targeted supplementary feeding programme. The referral system is based on adopting the same beneficiary list

---

<sup>17</sup> *Gu* is the long rainy season from April to June. *Deyr* is the short rainy season from October to December.

<sup>18</sup> MAM Treatment Performance Indicators SPHERE Standards Targets – Recovery Rate > 75%, Non-Response Rate < 15%, Default Rate < 15%, Mortality Rate < 3%.

<sup>19</sup> The reporting period of this annual report covers January to December 2018. However, activities are continuing on the ground in 2019.

used in Maternal and Child Health Centres (MCHC) to select households for specific livelihood activities. All beneficiaries on the WFP list were involved in Food Assistance for Assets (FFA) activities and were then referred to FAO for specific livelihood training and inputs. In the future, the plan is to use SCOPE household data to monitor and refer specific services such as nutritional support to households.

Activities were identified and prioritised by the community through a participatory process equally involving men and women. Women participation in the project committees was encouraged by involving them in leadership positions as well as in the planning, implementation and management of resources.



*Picture 7: Beerato village meeting with WFP, FAO and local partners to discuss project progress and provide feedback on planning and progress. ©FAO/WFP/Will Baxter*

Out of the 2 600 households reached by WFP through FFA programmes, 50% (1 300 households) were also supported by FAO with traditional livelihood support, as they met the set of criteria for rain-fed agricultural production in the two districts. They were provided with agricultural inputs, such as seeds that allowed to plant one hectare of land and received basic agronomic training to increase crop production.

All these activities were preceded by public consultation meetings with stakeholders and local authorities to sensitize on the project implementation process, improve the information sharing and allow stakeholders to provide inputs to the project implementation plans. Staff from FAO, WFP, line ministries and RBA implementation partners, such as ActionAid for WFP and Somaliland Agriculture Organization (SAO) for FAO, held consultation meetings with the villages before and during the project implementation, making also deliberate efforts to ensure women and youth were fairly represented. FAO undertook further consultations with the elders in the five villages that received agricultural inputs as part of the distribution process to make beneficiaries aware of the project purposes and the beneficiary selection criteria, but also to effectively mobilize and register the targeted 1 300 agro-pastoral households.



Picture 8: Picture 6: Communities working in desilting and expansion of water catchments in Beerato village Odweyne – ©FAO/WFP/Will Baxter

As part of the Community Based Participatory Planning (CBPP), the nutrition team conducted an assessment in Burco and Odweyne to identify the MCHCs needs and to determine the specific nutrition approaches to be adopted throughout the RBA project nutrition cycle. This resulted into key recommendations: a) the establishment of Targeted Supplementary Feeding Programme (TSFP) mobile clinics and b) the implementation of a comprehensive Social and Behaviour Change Communication (SBCC) approach. Since Burco already has several health

centres available, which would allow to launch these activities immediately, the district was selected as a starting point for the RBA nutrition interventions, thereby avoiding the delays of establishing new health facilities or mobile teams and ensuring integration with the other interventions from the onset. Meanwhile, consultations with the government to increase the number of fixed facilities in the two districts led to the planning of two additional MCHCs in Odweyne – Hahi and Gatitaley.

In 2018, WFP targeted five villages through one mobile site in Burco district. In these villages, WFP was able to reach more than 2 920 children under five (U5s) and more than 940 pregnant and lactating women and girls (PLWGs) through the Targeted and Supplementary Feeding Programme. In addition, through the Maternal and Child Health Nutrition (MCHN) programme, WFP supported more than 2 950 children under two (U2s) and more than 700 PLWGs. To ensure they all received the basic nutrition package, the caregivers participated in health and nutrition messaging sessions at the health facilities either through group or individual counselling. In total, 4 010 women and men received Infant and Young Child Feeding (IYCF) counselling by trained health educators. Ten community nutrition workers were hired in the five villages and trained on screening, referrals, community mobilization and sensitization and electronic data collection via ONA<sup>20</sup>. To ensure adequate and relevant messaging throughout the project cycle, context specific messages were developed by applying more Social and Behavioural Change Communication (SBCC) activities. Food cooking demonstrations were postponed until 2019, after the harvesting season, when there is a greater variety of food. For Tuberculosis management, WFP was able to support 150 people living with TB on directly observed treatment, short course (TB DOTS) with in kind rations through Burco and Odweyne referral hospitals. Support to people living with HIV in the two hospitals was not possible during the period as government clearance was still being sought.

<sup>20</sup> ONA – Open Data Kit data collection Platform - WFP provides the CNWs with a mobile phone-based application (ONA) for mainly monitoring screening and beneficiary progress that enhances monitoring of the community mobilization component.

Somalia

4.2.1 Reporting on Outputs

Outcome/output	Indicator(s) from the PMF	2018 annual target	2018 achievement	2017+2018 achievement (cumulative)	End of Project Target	Status to date
<b>Immediate outcome 1210</b>	<b>Increased capacity of local productive sectors to access and manage resources</b>					
<b>Output 1211 -</b> Farmers are supported with improved, climate-sensitive inputs and sustainable production technologies for increasing production and productivity and diversifying crops.	# of people engaged in diversification activities (disaggregated by sex)	(a) 500 HHs per year (b) 250 HHs per year for honey production	1 276 HHs Men:510 Women: 766	1 276 HHs Men:510 Women: 766	1 300 HHs Men:520 Women: 780	(a) Same beneficiaries are targeted in the consecutive years  (b) Ahead of Schedule
	# of households receiving quality agricultural inputs, services and/or training on good agricultural practices (sex disaggregated)	120 HHs per year in nutrient dense vegetable productions per year	1 276 HHs Men:510 Women: 766	1 276 HHs Men:510 Women: 766	1 300 HHs Men:520 Women: 780	Ahead of Schedule
	# of Households participating in training	500 HHs (lead farmers) trained per year in fodder production	220 lead farmers trained in Fodder production and 150 in bee keeping	370 lead farmers	1 300 lead farmers?	On schedule

Somalia

Outcome/output	Indicator(s) from the PMF	2018 annual target	2018 achievement	2017+2018 achievement (cumulative)	End of Project Target	Status to date
<b>Output 1212 -</b> Male and female processors and cooperative members are provided with gender-sensitive training (including on nutrition) and knowledge dissemination on reduction of pre and post-harvest losses.	# of households trained on good agronomic practices with particular focus on pest and disease control, post-harvest loss reduction, preservation and storage of crop produce (sex disaggregated)	15 TOTs trained in FFS methodologies Men: 14 Women: 1	15 Men: 14 Women: 1	15 Men: 14 Women: 1	500 Men: 200 Women: 300	<i>On Schedule - Lead farmers were trained in this first phase through FFS with a Training of Trainers approach. They will then train HHs over the coming years.</i>
<b>Output 1213 -</b> Male and female producers trained on the expansion of processing, value addition and marketing of agricultural products	# of households trained in value addition (sex disaggregated)	120 HHs lead farmers (60 MHH and 60 FHH) trained per year in vegetable processing and value addition	0	0	a) 120 HHs lead farmers (60 MHH and 60 FHH) trained per year in vegetable processing and value addition b) 250 HHs (150 MHH and 100 FHH) in total trained for honey value addition and marketing	<i>None in 2018 – delayed</i>
	# of local productive sector stakeholders trained on rural commercialization	0	0	0	a) 100 HHs in total trained for milk processing and storage b) 300 HH per year (3 years) supported in value addition (8 groups in total)	<i>None in 2018 – delayed</i>
<b>Immediate outcome 1220</b>	<b>Productive livelihood and disaster mitigation infrastructure in Burco and Odweyne districts</b>					

Somalia

Outcome/output	Indicator(s) from the PMF	2018 annual target	2018 achievement	2017+2018 achievement (cumulative)	End of Project Target	Status to date
<b>Output 1221</b> - Households in Burco and Odweyne engaged in expansion/rehabilitation of productive, livelihood and disaster mitigation infrastructure such as water catchments and reservoirs, etc.	# of households benefitting from the infrastructure rehabilitated	a) 2 600 HHs supported through FFA b) 7 infrastructures rehabilitated	a) 2 600 HHs b) 7 Infrastructures	a) 2 6000 HHs b) 7	a) 3 640 HHs b) 1 infrastructure in each of the 18 villages	a) <i>on schedule</i> b) Ahead of schedule
	% of population in targeted communities benefitted from Assets created/rehabilitated (Asset Benefit Indicator - ABI)	80%	0%	0%	80%	Delayed (ABI to be conducted in March 2019)
<b>Immediate Outcome 1230</b>	<b>Increased access to safety nets to meet basic needs for populations vulnerable to shock and the chronically destitute and at risk, especially women and children in Burco and Odweyne districts</b>					
<b>Output 1231</b> - Gender and nutrition sensitive food assistance for assets provided to vulnerable households during the lean and agricultural off season	# of households supported with FFA, home garden kits and training (sex disaggregated)	300 HHs (180 women and 120 men)	0	0	300 HH participating per year (180 women, 120 men)	<i>Delayed</i>
<b>Output 1232</b> - Households provided with training and technical support for the formation of savings groups	# of new savings groups formed	0	0	0	2 per village	<i>None in 2018 – delayed</i>
<b>Immediate outcome 1310</b>	<b>Natural resource conservation/management at the community level enhanced in Burco and Odweyne districts, in line with regional and national priorities through improved capacity of female and male beneficiaries</b>					
<b>Output 1311</b> - Technical support provided to communities in Burco and	% of communities that have priority	100% of targeted communities	0%	0%	0%	On schedule



Somalia

Outcome/output	Indicator(s) from the PMF	2018 annual target	2018 achievement	2017+2018 achievement (cumulative)	End of Project Target	Status to date
Odeweyne for the development of integrated gender-sensitive community-based plans, and for the identification of priority actions, in line with regional recovery and development plan	projects identified preceded by community based participatory planning					
<b>Output 1312</b> -Communities supported for the implementation of plans for natural resource conservation/management including tree planting and re-seeding and building soil erosion structures	# of Community based management bodies established	NRM mapping done in 4 villages	0 CBPP established – NRM mapping done for 4 villages	0 CBPP established – NRM mapping done for 4 villages	1 CBPP body established per village	On schedule
	# of villages which have natural resource management (NRM) plan developed and implemented	NRM mapping done in 4 villages	0 CBPP established – NRM mapping done for 4 villages	0 CBPP established – NRM mapping done for 4 villages	4 villages	On schedule
<b>Output 1313</b> - Plans for handover, continuity, sustainability as well as community and government ownership of implemented projects developed and initiated	% of community projects and assets that have been created/rehabilitated and benefitting the community are handed-over	0%	0%	0%	80%	On schedule
	# of community members and representatives of local authorities trained for asset maintenance (sex disaggregated)	0	0	0	200 (120 women and 80 men)	On schedule

Somalia

Outcome/output	Indicator(s) from the PMF	2018 annual target	2018 achievement	2017+2018 achievement (cumulative)	End of Project Target	Status to date
	# of asset maintenance agreements signed	0	0	0	1 per cluster	On schedule
<b>Output 1314</b> - Communities provided with energy efficient options to conserve forest resources and fuel wood, including energy efficient stoves	# of households trained on SAFE (sex disaggregated)	0	0	0	500 HH trained per year (400 women and 100 men trained-one person per HH)	<i>None in 2018 – delayed</i> Training will be given to the members of the Natural Resource Management Committee, which will be also the members of the Charcoal Producers Association
	# of Charcoal Producers Association (CPA) established (# of men and women members)	0	0	0	2 CPA groups established per village (400 women and 100 men overall)	<i>None in 2018 – delayed</i>
	# of HH receiving efficient cooking stoves (sex disaggregated)	0	0	0	500 HH receiving efficient cook stoves per cluster (400 women and 100 men – one person per HH)	<i>None in 2018 – delayed</i>
	# of Artisans trained on manufacture and repair of efficient cook stoves (disaggregated by sex)	0	0	0	40 artisans trained (32 men and 8 women)	<i>None in 2018 – delayed</i>
	# of villages receiving briquette manufacture	0	0	0	10 villages	<i>None in 2018 – delayed</i>

Somalia

Outcome/output	Indicator(s) from the PMF	2018 annual target	2018 achievement	2017+2018 achievement (cumulative)	End of Project Target	Status to date
	machines and training					
	# of efficient charcoal production kilns provided and to which village	0	0	0	2 charcoal kilns per village	<i>None in 2018 – delayed</i>
<b>Immediate outcome 1410</b>	<b>Improved knowledge of essential nutritional and dietary best practices for beneficiaries in Burco and Odweyne districts, especially pregnant and lactating women</b>					
<b>Output 1411</b> - Targeting and sensitization with nutrition education (including infant feeding) for all targeted communities in Burco and Odweyne	# of women and men trained and sensitized on Nutrition including IYCF	4000	4 010 Men: 682 Women: 3 328	4010 Men: 682 Women: 3 328	20 000 men and women	On schedule
<b>Output 1412</b> - Community Nutrition Workers (CNWs) trained on sensitizing women and men on infant feeding, and family nutrition, particularly for mothers and children.	CNWs trained on Nutrition and IYCF as TOTs in Odweyne and Burco	35	10	10	143(35 in 2018, and 36 CNWs each year from 2019-2021)	Delayed (CNWs trained only in 5 Villages)
<b>Immediate outcome 1420</b>	<b>Enhanced access to community-based malnutrition preventive interventions as well as to screening and treatment of moderate acute malnutrition (MAM) for children and pregnant and lactating women within targeted communities in Burco and Odweyne districts</b>					
<b>Output 1421</b> - Moderately acute malnourished pregnant and lactating women and girls (PLWGs), U5 children, and PLHIV/PLTB provided with treatment and food supplements.	# of U5 children and PLWGs reached with food supplements under TSF Programme	a) 2 500 U5 b) 950 PLWGs	a) 2 924 U5 b) 949 PLWGs	a) 2 924 U5 b) 949 PLWGs	a) 10 000 U5 b) 3 800 PLWGs	On schedule
	# of PLHIV and PLTB reached with food	150 PLHIV & TB	150 TB	150 TB	600 TB	On Schedule for TB (For HIV consultations with the government ongoing)

Somalia

Outcome/output	Indicator(s) from the PMF	2018 annual target	2018 achievement	2017+2018 achievement (cumulative)	End of Project Target	Status to date
	by Prescription programme					
<b>Output 1422</b> - Pregnant and lactating women and girls (PLWGs), children under 2, and mothers delivering in MCHN Centres provided with malnutrition preventative interventions.	# of U2 children and PLWGs reached through MCHN programme	a) 2 500 U2 b) 2 500 PLWGs	a) 2 957 U2 b) 707 PLWGs	a) 2 957 U2 b) 707 PLWGs	a) 10 000 U2 b) 3 800 PLWGs	Ahead of Schedule (except for PLWGs)
	# of women reached through MCHN delivery annually	100	353	353	400	Ahead of Schedule
<b>Immediate outcome 1430</b>	<b>Improved access to treatment and food support for men and women patients under TB and anti-retroviral treatment in Burco and Odweyne districts</b>					
<b>Output 1431</b> - People living with HIV and TB provided with training on treatment, nutrition education and identification of linkages to livelihood and other programs as appropriate	# of people living with TB and/or HIV trained and sensitized on treatment options, nutrition education and Livelihood	150 people per year	0	0	600	Delayed
	# of HHs with PLTB and PLHIV people enrolled in livelihoods, through referral system	50 HH per Year	0	0	200 HH	Delayed

### 4.3 Expected Outcomes

The RBA project is a joint programme that brings WFP and FAO together with their partners to support communities in Burco and Odweyne. The programme inception and introduction at the national, regional and community level has been considered as an exemplary case in this area in the recent past. The community consultations that were carried out jointly by the two UN bodies and the relevant government ministries allowed the programme activities to be successfully implemented. One of the main strengths of consultations is the ability to readjust the activity implementation focus based on the needs of each village to fully cover the specific needs of these communities.

Through the FFA activities implemented by WFP for the RBA project in 2018, communities across nine villages expanded and rehabilitated seven community water catchments, increasing the water storage capacity in the villages by 22 123 m<sup>3</sup>. In addition, eight kilometres of road were cleared and five hectares of land were rehabilitated with soil bunds. FAO plans to facilitate the lining of the water catchment in order to make it more effective through the support of other donors. This will greatly reduce water percolation and communities living in targeted areas will be able to access water for a longer period of time. Building on the WFP activities, FAO is planning to introduce a water tank where water will be pumped and distributed for domestic and livestock use. With this, the quality of water will be improved for consumption and the rest will be allocated for livestock use. In addition, household garden establishments will be supported by water provided through a drip irrigation system, which will enable off-season farming during the dry season and contribute to better food and nutrition security at the household level.

Out of 1 300 households targeted with the agricultural inputs, 98% (1 276 households) were provided with 10 kg of cowpea seeds and 240 g of assorted vegetable seeds. The cowpea seeds were enough to cover one hectare while the vegetable seeds were enough to cover at least 770 m<sup>2</sup>.

While under normal conditions the cowpeas seeds are enough to produce at least 600 kg per hectare the targeted region received erratic rains resulting into poor production. It is envisaged that farmers who did not plant the seeds will use these in the coming *Gu* season which has better rains.

With Community Nutrition Worker trainings, mass screening, effective referrals mechanisms and operational Targeted Supplementary Feeding Programme mobile teams on the ground, WFP was able to achieve the set targets for the treatment and preventative programmes with the recovery rate, default, mortality and non-response rate within the minimum SPHERE standards<sup>21</sup>. In 2019, it is planned to expand these activities into 13 other villages and is therefore expected to have much more positive effect for targeted families. Continuous health and nutrition messaging and training, individually or through group counselling sessions ensured that the project reached more than 80% of the yearly target. Furthermore, working referral mechanisms in the RBA villages for the TB programme facilitated the achievement of TB targets, as indicated. However, for HIV management, the government recommends blanket support to all PLHIV instead of only targeting the malnourished PLHIV, as per WFP guidelines, consequently deterring the achievement of HIV beneficiaries' target. This also resulted in the delay of HIV beneficiary referral to livelihood programmes. Despite being included in the 2018 work plan, training of TB beneficiaries was delayed, allowing development of

---

<sup>21</sup> MAM Treatment Performance Indicators SPHERE Standards Targets – Recovery Rate > 75%, Non-Response Rate < 15%, Default Rate < 15% and Mortality Rate < 3%.

context specific training materials, which will be carried along with all training activities planned for 2019.

**Pillar 1: Intermediate Outcome 1100: Improved coherence, coordination and shared ownership of evidence-based gender sensitive interventions, including innovative and resilience programming, by RBAs and other actors at global, regional, national and field levels in Burco and Odweyne districts**

A total of 12 regular coordination meetings were held in 2018. The coordination meetings contributed to an improved flow of information and understanding within the RBA teams on the joint approach of the programme. This resulted in the formulation of a joint work plan, with better articulation on how activities complement each other and how the plan should be implemented through a layered approach. In addition, joint monitoring planning with the inclusion of the Ministry of Planning was initiated to enhance and strengthen government's role in the programme.

**Pillar 2: Intermediate Outcome 1200: Increased availability and access to a nutritious, diversified and stable food supply for populations, especially women and children in Burco and Odweyne districts**

A decrease was observed in the number of households engaging in negative consumption-based coping strategies or reduced coping strategies (rCSI), in comparison to the baseline. A lower rCSI indicates lower stress levels, hence, less food-related negative coping mechanisms. The assistance supported the households to meet their immediate food needs and therefore, reduction food-based coping strategies.

However, households employing emergency strategies (mechanisms that deplete assets, decrease production and reduce human capital) increased from baseline, with most households indicating that they had sold their last female animals. Erosion of coping capacities was primarily driven by the impact of the prolonged 2016-2017 drought that continued to affect households' livelihood and productive assets in 2018. Additionally, the 2018 Deyr (October-December) rains were delayed in many parts of Somalia, meaning that households were compelled to deplete livelihood assets in order to meet (or partially meet) their food needs. Livelihood protection deficits gaps persist in vulnerable populations, assistance should therefore be sustained to allow many households to meet their basic food needs without engaging in extreme coping strategies and mechanisms that affect future productivity and are more difficult to reverse.

Dietary diversity score (DDS) was sustained, with households consuming average of 4 food groups. This suggests that the assistance-maintained households' ability to access diverse food groups more frequently enhanced diet quality. Slight reduction was observed in the consumption of pulses, legumes, meat and fruits.

*Table 10: Overview of outcome-level indicators for RBA project in Somalia*

Indicators	Baseline	Targets	2018 achievement
Diet diversity score (individual)	4	25% increase	3.72
Household Diet Diversity Score	4.7	25% increase	4.01
Food Coping Strategy Index (rCSI)	8.1	25% decrease	6.60
Livelihood Coping Strategy (Household using emergency coping strategy)	16.70%	0%	22.60%

**a) Immediate Outcome 1210: Increased capacity of rural productive sectors in Burco and Odweyne districts to access and manage resources enhancing crop productivity, diversification and value addition of agricultural products**

The project is on schedule to achieve this Outcome with 1 276 people engaged in diversification activities having received quality agricultural inputs. A total of 370 lead farmers have also been trained in fodder production.

The training on fodder production and bee keeping will ensure that beneficiaries have the knowledge to implement what they have learnt, especially with the distribution of hives and fodder seeds in the following season.

**Output 1211 - Farmers are supported with improved, climate-sensitive inputs and sustainable production technologies for increasing production and productivity and diversifying crops.**

In terms of agricultural diversification, the following was accomplished in 2018:

- 450 improved hives and associated equipment/tools were procured by FAO. As per the plan, these will be distributed along with FAO/WFP joint training during the *Gu* 2019 season (mid-April to June).
- 220 households received from FAO one-on-one short-term trainings on fodder production and processing in the following agro-pastoral villages: Beerato, Gatiteley, Habaaswayn, Ceel Xume and Boodhley Burco. In addition, 150 households from Gatiteley, Beerato, Beerato, Ceel Xume and Boodhley Burco villages were trained on beekeeping.
- The long-term (1 month) training planned to be implemented in pastoral villages linking FAO and WFP FFT activities was re-scheduled for April 2019 to better adjust the implementation schedule.

As per the introduction of improved sustainable technologies for increased communities' food supply: 1 276 of the 1 300 targeted households were registered by FAO, through its partner Somaliland Agricultural Organization (SAO) across five agro pastoral villages - Gatiteley, Beerato, Habaaswayn, Ceel Xume in Odweyne district and Boodhley in Burco district. The 1 300 households target was not achieved as only 1 276 vulnerable households from the 9 targeted villages were registered by WFP to receive nutritional support and referred to FAO. In 2019, additional villages will be targeted to cover 18 villages for full RBA scope. The criteria for selection of the beneficiaries included the following aspects:

- being already registered as beneficiaries under the WFP FFA activities;
- belonging to the most vulnerable groups, comprising the poor and very poor farmers in the community as well as women-headed households, pregnant and lactating mothers - if they have land to practice farming;
- residing in one of the designated local village/districts and having access to land;
- at least 30% of total direct beneficiaries should be women or women-headed households.

Out of the 1 276 agro-pastoral households registered, 47% (or 596) were female-headed and 53% (or 680) were male-headed households. To verify that each of them had been targeted as a WFP FFA beneficiary, they were required to provide the SCOPE<sup>22</sup> number and Card provided by WFP. Beneficiaries were entitled to receive 10 kg of cowpea seeds, enough to plant one hectare of land, and 240 g of assorted vegetable seeds, which were distributed through a

---

<sup>22</sup> SCOPE is WFP's beneficiary identity and benefit management system.

vouchers system relying on local traders previously identified through a market survey in the two districts.



Picture 9: Picture 7: Farmers receiving agricultural inputs from identified local traders - ©FAO/WFP/Will Baxter

Targeting of beneficiaries is based on community-based selection. The overall targeting of all RBA beneficiaries was done using the nutrition clinic registration list. As a result, all HH's are defined as facing food insecurity as they are already receiving supplemental or therapeutic feeding assistance based on HH nutrition metric. The specific type of assistance they are provided with depends on their specific household's circumstances. Households with access to land were supported with agricultural inputs and a training package through Food Assistance for Assets activities. Households without access to land, or limited ability to work, will be targeted with alternative livelihoods packages including beekeeping, fruit trees nurseries and kitchen gardens. These activities were postponed to 2019 as the multi-use water catchment infrastructure, which should provide the water necessary for such activities, was not complete.

In terms of formal advocacy on land tenure, there are no activities involving the Somaliland government. In the villages, land is governed by customary law, therefore advocacy involves the elders and aims to provide access to land for kitchen gardens activities, which target women defined as vulnerable by the community-based targeting process. This includes Women Headed Households, Disabled, the Elderly and landless farmers.

**Output 1212 - Male and female processors and cooperative members are provided with gender-sensitive training (including on nutrition) and knowledge dissemination on reduction of pre and post-harvest losses.**

Agriculture Trainings were conducted throughout 10 days using a Farmer Field School (FFS) approach. The FFS is a ToT-based training (Training of Trainers) and was organized and facilitated by FAO lead Trainer to:

- build local capacity on the FFS methodology and facilitate its adoption as a strategy for farmer training program under the RBA project;
- engage participants in an intensive training course after which trainees were expected to initiate formation of FFS groups in their communities.

15 FFS groups were established by the 15 initial trainees, which will form the basis for future trainings and act as farm demonstration points. With further support, these FFS groups will



transition into producer groups/associations. The established producer groups form the basis for the households to come together and undertake marketing of the excess produce.

**Output 1213 - Male and female producers trained on the expansion of processing, value addition and marketing of agricultural products**

Implementation of this Output will start in 2019 due to delays in livelihood training.

**b) Immediate Outcome 1220: Productive, livelihood and disaster mitigation infrastructure expanded and/or rehabilitated in Burco and Odweyne districts**

In total, seven catchments were rehabilitated benefitting 2 600 households and increasing water storage capacity by 22 123m<sup>3</sup>, improving overall access to water for households. Over an area of 5 hectares, a total of 320 soil bunds were built for regeneration of pasture and rangelands, which provide access to fodder for livestock. In addition, 8 km of feeder road was rehabilitated, which helped to improve access to markets and other social facilities.



Picture 10: Beerato community, WFP and FAO staff working together on water catchment rehabilitation during field monitoring visit. ©FAO/WFP/Will Baxter

**Output 1221 - Households in Burco and Odweyne engaged in expansion/rehabilitation of productive, livelihood and disaster mitigation infrastructure such as water catchments and reservoirs, etc.**

A total of 2 600 households across nine villages were targeted and registered in SCOPE, and were engaged in Food Assistance for Assets (FFA) activities for the construction and rehabilitation of productive livelihood and disaster mitigation infrastructure including catchments, reservoirs, feeder roads. In addition, they also built and rehabilitated soil bunds to support regeneration of rangelands in their villages. All activities were implemented during the lean season, when communities are not busy with other agricultural work. The support

provided aimed at mitigating the harsh dry season and allow the community members to plan for the coming *Deyr* (short rain) season.

The FFA activities resulted into the rehabilitation of 7 water catchments, each with a capacity of 3 000 – 3 500 cubic metres and reservoirs; establishment of soil bunds to support regeneration of rangelands of up to 4.8 hectares; and rehabilitation of 8 kms of road.

**c) Immediate Outcome 1230: Increased access to safety nets to meet basic needs for populations vulnerable to shock and the chronically destitute and at risk, especially women and children in Burco and Odweyne**

Achievements under this outcome are slightly delayed and activities started in July 2018. So far, FFA activities have directly assisted 2 600 households, providing them with monthly vouchers for the rehabilitation of community assets, such as water catchments. Vouchers were distributed through the WFP vendor network allowing beneficiaries to access food. This activity occurred during the two dry seasons, Jilaal (January–February) and Hafiaa (July–September) in order to provide seasonal safety net.



Picture 11: Beerato community working on catchment rehabilitation. ©FAO/WFP/Will Baxter

**Output 1231 – Gender and nutrition sensitive Food Assistance for Assets provided to vulnerable households during the lean and agricultural off season**

These activities are planned for 2019 and are not part of the current narrative report.

**Output 1232 - Households provided with training and technical support for the formation of savings groups**

Implementation of this Output was delayed to 2019.

**Pillar 3: Intermediate Outcome 1300: Improved gender sensitive governance of common productive resources by relevant authorities and/or other relevant stakeholders in Burco and Odweyne districts**

WFP encouraged women to increase their participation in decision-making entities at all levels to be able to influence decisions over the issues that matter or affect their lives, such as food and nutrition

security and enhanced livelihoods. There was a progressive improvement in proportion of women in resource management committees - registered at 48.3% for women engagement (against a baseline of 41.3% collected in December 2017). These results reflect progress and contribution towards achieving equality by addressing the needs, interests and priorities of both women and men in decision-making entities.

**a) Immediate Outcome 1310: Natural resource conservation/management at the community level enhanced in Burco and Odweyne districts, in line with regional and national priorities through improved capacity of female and male beneficiaries**

This Outcome is on schedule with major activities commencing in 2019. Community Consultations and Activity Planning – the first step in this process – was completed in May 2018. Communities also completed NRM mapping in 4 villages to identify water, rangeland and forest assets that are at risk and need to be protected and enhanced for future food security, in November 2018. Activities in 2019 will focus on protecting these assets.

**Output 1311 - Technical support provided to communities in Burco and Odweyne for the development of integrated gender-sensitive community-based plans, and for the identification of priority actions, in line with regional recovery and development plan.**

Community Consultation and Action Planning (CCAP) was conducted in 18 villages. The aim of the process is to allow discussions and observations with communities and help identify what activities are required and when, based on seasonal calendars and priorities. It also guides the targeting of participants, as it identifies the most vulnerable groups to be prioritised for food assistance. Community consultations empower people (and women in particular), ensure the community buy-in, support the integration of interventions, identify key priorities and provide the information needed to advocate for partnerships and complementarities. The planning of the CCAP was jointly undertaken by WFP, FAO, Government ministries and local leadership. The exercise commenced with intensive two-day training that allowed participants to be on the same pathway. Governors and mayors of the two districts supported the teams with government's visions and plans and granted access and necessary permission in the areas targeted. The teams used Participatory Rural Appraisal (PRA) tools and the report supported the selection of the villages, prioritization and the start of the activities. Communities identified shocks and hazards that affect them and reduce their ability to meet livelihood needs and their capacity to cope, including cyclical droughts, loss of livestock, reduced soil fertility which affects crop production either due to flash floods or poor natural resource management, poor knowledge of good agricultural practices, poor access to health services, poor infrastructure that limits access to markets and basic services.

Priorities identified included livestock restocking, agricultural support, road rehabilitation to access markets, Mother Child Health, pests and livestock disease control, water provision (Berkads & water catchment rehabilitation), soil conservation and water conservation activities and alternative livelihoods that increase access to income generating activities and education support

The priorities identified are well aligned with the government's national development and regional plans to build resilience of communities by:

- Increasing agricultural and livestock production and value-addition of products that will lead to increased income.
- Implementing natural resource management especially in regard to managing soils, access to water, reducing deforestation and providing alternatives for safe access to fuel energy.

- Improving access to health and nutrition services.

These plans will be further developed in 2019 with the Disaster Risk Reduction planning carried out for all villages and linked to the district government disaster risk reduction plans.

**Output 1312 - Communities supported for the implementation of plans for natural resource conservation/management including tree planting and re-seeding and building soil erosion structures.**

Natural Resource Management (NRM) mapping was done in four RBA villages to identify the key communal pasture areas in each village to map and promote dry season grazing reserves. As per the multi-year plan, FFA activities, such as construction of soil bunds and native grass reseeded will be undertaken during the 2019 *Gu* (rainy) season. As planned, strengthening the NRM groups to turn these locations into dry season grazing reserves will also be done 2019. NRM mapping of additional areas will also be undertaken in 2019.

**Output 1313 – Plans for hand-over, continuity, sustainability as well as community and government ownership of implemented projects developed and initiated**

The management of water catchments and soil bunds will be handed over to the community water committees and natural resource management committees, once they are fully established in 2019. Capacity building will be ongoing until the end of the project.

**Output 1314 - Communities provided with energy efficient options to conserve forest resources and fuel wood, including energy efficient stoves**

The NRM committees created in 2018 will manage the distribution of stoves and SAFE training activities planned to start in 2019.

**Pillar 4: Intermediate Outcome 1400: Improved nutritional, dietary and essential family practices in food hygiene, including treatment and monitoring of MAM, in Burco and Odweyne districts**

The Global Acute Malnutrition (GAM) situation in Somalia slightly improved from 9.2% after the *Gu* (April- June) 2017 rainy season to 6.3% after the 2018 *Gu* season. WFP maintained the scale of its nutrition activities from the previous year, providing treatment and prevention programmes for moderate acute malnutrition. Nutrition performance rates for the treatment of moderate acute malnutrition were within SPHERE standards at the end of 2018. By complementing nutrition specific activities with nutrition sensitive livelihood activities, the joint nature of the RBA program focused on diet diversification and improving the beneficiary nutrition status. Through Social Behaviour Change Communication (SBCC) RBA programme offered a platform for improving the quantity and quality of nutritious foods consumed by families and preventing malnutrition in targeted families. As a result, an increase in proportion of caregivers with improved nutrition practices was observed from 53.5% at baseline to 65.9% at the end of 2018. The scale up also increased beneficiaries' access to integrated nutrition and health services as part of longer-term resilience programming. The establishment of referral pathways between nutrition, TB/HIV and livelihood activities will eventually lead to improved food security, nutrition and increased resilience for populations, especially for women and children, in targeted regions throughout the project cycle. The referral system creates synergies among the different programmes implemented by the RBA agencies thereby strengthening the activities' effectiveness: for example, nutrition beneficiaries not only benefit from the Specialized Nutritious

Foods (SNFs), but they are also referred to livelihood activities (implemented by both WFP and FAO) to strengthen their resilience to shocks.

Table 11: Overview of nutrition-related Outcome-level indicators for Somalia RBA programme

Indicators	Baseline	Targets	2018 achievement
Prevalence of acute malnutrition among children under 5 (weight-for-height as percent)	GAM Rate as per Gu 2017 is 9.2%	GAM rate reduced by 10% (end target 8.28%)	GAM rate 6.3% as per Gu 2018
Prevalence of acute malnutrition among pregnant and lactating women (mid-upper arm circumference)	17.9%	Malnutrition of PLW, measured by MUAC, reduced by 10%.	11.97%
% of beneficiaries who have adopted at least 3 good nutrition practices leading to better nutritional status (disaggregated by gender)	Women = 42.1% Men = 11.4%	70% of beneficiaries who have adopted at least three good nutrition practices	Women = 67.6% Men = 41.7%

**a) Immediate Outcome 1410 - Improved knowledge of essential nutritional and dietary best practices for beneficiaries in Burco and Odweyne districts, especially pregnant and lactating women**

In a context where men are mostly the decision makers in the household, through nutrition sensitive programming where health and nutrition messages are passed to beneficiaries, the RBA project has been able to reach an increased number of men helping them understand their role in supporting and meeting the family nutrition needs. The number of men (10% of total targeted beneficiaries) accompanying women to the health facility is increasing, meaning that the men in Burco and Odweyne districts appreciate the intended benefits of the messages considering the big role they play in making decisions in the household. With FAO providing agro-pastoral beneficiaries with assorted vegetable seed and cowpeas seeds, WFP in 2018 embarked on the development of nutrition education materials in line with *Intermediate Outcome 1400*, which emphasizes nutrition education throughout the year with the aim of improving the quantity and quality of nutritious foods consumed by families and preventing malnutrition in targeted families. Trained health educators and the community nutrition workers will engage beneficiaries through intensive SBCC approaches targeting beneficiary households and varied livelihood activities such as the FFA training and FFA activities. This will be coupled with cooking demonstrations, based on the provided seeds, equipping the beneficiaries with knowledge on how to plan and prepare nutritious meals for the family.

**Output 1411 - Targeting and sensitization with nutrition education (including infant feeding) for all targeted communities in Burco and Odweyne**

4 010 men and women (682 men and 3328 women) were trained by WFP on infant and young child feeding through health educators at the health facilities. Although training activities were only implemented in 5 villages out of the 18 RBA sites, this figure surpasses the intended target.

**Output 1412 - Community Nutrition Workers (CNWs) trained on sensitizing women and men on infant feeding and family nutrition, particularly for mothers and children.**

Implementing the activities in only 5 villages meant that only 10 CNWs (2 CNWs per village) could be trained. In the planned expansion for 2019, more CNWs will be hired to work in the other villages. Identification of CNWs to be recruited in the villages was conducted in close consultations with the community elders and government representatives, who recommended the recruitment of women given the sensitivity of the role played by the CNWs.

**b) Immediate Outcome 1420 - Enhanced access to community-based malnutrition preventive interventions as well as to screening and treatment of moderate acute malnutrition (MAM) for children and pregnant and lactating women within targeted communities in Burco and Odweyne**

Improving access to nutrition treatment and prevention interventions for pregnant and lactating women and both boys and girls U5 years contributed to the improved nutrition coverage. However, funding constraints have been one of the main challenges WFP faced in its implementation as RBA funds are not enough to cover overall needs. In 2018, RBA project implemented nutrition activities in only 5 out of the planned 18 villages and these sites were supplemented with non-RBA funding to ensure all existing needs were covered, and therefore, surpassed the intended annual targets for treatment of moderate acute malnutrition among the U5s and prevention of stunting among the U2s showing .

The programme will expand to other 13 livelihood villages enhancing synergetic effect between nutrition and livelihood programmes and establishing referrals using other complementary funding.

**Output 1421 - Moderately acute malnourished (pregnant and lactating women (PLW), U5 children PLHIV/PLTB) provided with treatment and food supplements.**

Through targeted supplementary feeding, WFP was able to reach the following areas: Kalbare, Nasiye, Warcimiran, Harada and Bisiqa. WFP reached 2 924 children under five and 949 PLWGs surpassing the set target for U2s and matching the target for PLWs. Considering the unstable nature of malnutrition in the country due to seasonality and informed by the continuous screening activities carried out throughout the year, a spike in GAM rates in August and September resulted in more children being admitted in the treatment programme. Despite increased needs all beneficiaries received the recommended ration. Only 150 people living with TB were assisted through the RBA project in 2018. This was due to the challenges faced during the HIV programme roll-out as the government did not approve the WFP implementation guidelines for implementation.

**Output 1422 - Pregnant and lactating women (PLW), children under 2, and mothers delivering in MCHN Centres provided with malnutrition preventative interventions.**

For Maternal Child and Health Nutrition prevention of stunting programme, 2 957 children under two and 707 pregnant and lactating women and girls were reached. Underachievement in PLW and MCHN interventions was due to the fact that only 5 out of the 18 planned sites were reached. The WFP MCHN delivery programme supported 353 mothers in the delivery. Having only few healthcare facilities meant that mothers from far villages delivered in the MCH facilities within the four villages.

**c) Immediate Outcome 1430 - Improved access to treatment and food support for men and women patients under TB and anti-retroviral treatment in Burco and Odweyne districts**

As all other RBA activities in Somalia, implementation of nutrition activities started in 2018. The activities were only implemented in 5 out of the 18 villages planned due to absence of health facilities in the other 13 villages and the complexities to establish new mobile teams. Despite these challenges, through the health facilities and CNW training, women, men and community nutrition workers were trained and sensitized on community mobilization, screening, referral systems, and essential nutrition and best dietary practices. The delay in implementing treatment and nutrition activities in all the villages meant that village specific community health workers would not be hired, thus the delay. Except for HIV and prevention of stunting among the PLWGs, effective and efficient implementation of Targeted Supplementary Feeding Programme among the PLWGs and U5s, MCHN U2s, MCHN delivery and TB management programmes achieved the set annual targets for 2018. Under-achievement in HIV was associated with the government rejecting implementation of the project as per the HIV guidelines and proposing blanket feeding for all PLHIV instead of Food by Prescription (FBP) rations for malnourished PLHIV.

*Output 1431 - People living with HIV and TB provided with training on treatment, nutrition education and identification of linkages to livelihood and other programs as appropriate*

For PLTB, lack of health facilities among the RBA villages, stigma and absence of context specific training materials all compounded the challenges informing the delay to 2019 of trainings and referrals.

### 4.3.1 Key Highlights – Telling the results story

#### **Example 1 – Improved access to water**

*Muse H. M. Ibrahim* is a 68-year-old father of ten children. He is a resident of Gatitoley, one of the nine villages that has benefitted from the joint RBA programme.

Muse explains the challenges his family and the community have been facing with access to water. *“Water collection has always been a major daily time-consuming task in our lives. Traditionally, we rely on so-called “berkats” that store rain water, but only a few in the community can afford it since these are very expensive to construct”*. The community water storage facilities always go dry before the next rainy season and at that time the only access to water for community members is in *Ceel Xume* and *Burco*, a distance of 35km and 75km, respectively. This means the water has to be delivered by trucks and becomes very expensive for community members to afford it.



Picture 12: ©FAO/WFP/Will Baxter

The joint RBA project brings hope and expectations in the village where Muse lives. The initial community consultations highlighted water challenges, thus the RBA implementation programme focused on the rehabilitation of the water catchment area in the village. The communities were also informed that the catchment area would be lined to reduce water losses through seepage, pipes and tanks to improve hygiene. *“It was very demanding activity, but we did it for ourselves”* says Muse proudly.

In addition to the RBA agencies, the activity was facilitated by ActionAid Somaliland, who supported the communities with providing tools and equipment throughout the implementation. WFP provided cash-based transfers and FAO is planning to improve the project with adding lining and with the construction of water tank and piping to improve access to water for longer periods of time particularly during the dry season. The work is planned to continue in 2019, as per the agreed multi-year RBA implementation plan. *‘I cannot wait for the completion of the catchment area’*, concludes Muse.



### **Example 2 – Distribution of seeds**

Fatima M. Mouse is a 65-years old mother of seven children who lives in Habaswayn village who lost her husband ten years ago. Fatima, as a single mother, comes from a poor background and as part of the RBA programme she attended the village mobilization and consultation meetings and listened carefully on the criteria required to be registered as a beneficiary for the input distribution activity.



Picture 13: ©FAO/WFP/Will Baxter

*“Before joining the input distribution activity in the village, I could not cultivate anything because I had nothing”. She continues: “As a vulnerable single mother living in Habaswayn, I attended the mobilization and consultative meeting for women, where I submitted my request to a female personnel to participate in the RBA programme and finally I was considered as a beneficiary.”*

Based on the vulnerability assessment, Fatima received the two types of seeds (10 kgs of cowpea seeds and eight components of vegetables totalling 240 g) and is now ready to cultivate her farm. She hopes that she will be part of future interventions like this.

### **Example 3 – Targeted Supplementary Feeding Programme (TSFP)**

In a dimly lit, stone-walled hut in the drought-stricken Somaliland village of Bisiga, women with colourful shawls and infants on their laps wait patiently for a rare opportunity to access nutrition and medical care. In this bleak sandy village in the arid Toghdeer region of Somaliland, more than 50



Picture 14: ©FAO/WFP/Will Baxter

kilometres from Burco Town, through community nutrition workers, people are aware of the WFP Targeted Supplementary Feeding Programme but lack the capacity to reach out in cases of moderate acute malnutrition.

For this reason, WFP has partnered with Health Poverty Action, which disposes of mobile teams visiting the area and their visit to the village is regarded as a major event. *“Three years ago,”* Halima starts, *“the land was green, and livestock were healthy.”* The 35-year-old Halima Abdi Farah has been making a meagre income selling tea since losing her livestock to the drought. *“We had a lot of meat and milk. Now we sometimes only eat once a day. I can’t afford nutritious food, so we eat dry rice.”* She has brought her nephew, one-year-old Ali (captured on the photo), to the mobile nutrition and health clinic for Moderate Acute Malnutrition treatment. Ali’s mother died due to complications during childbirth at the height of the drought in late 2017, one of five women to die giving birth in the village in the last year alone, according to the deputy head of the village.

Since then, having been trained by the CNWs and Health Educators, Halima has been taking care of her sister’s orphaned son, who now, in the absence of milk, sips weakly from a bottle of sugared water

## Somalia

as he waits to see the nurses. The team weights and measures the youngster to assess the extent of his malnourishment before giving Halima a supply of high protein nutrition supplements (RUSF). *“Without these health and nutrition services, I don’t think Ali would have survived,”* she says, as a herd of emaciated goats, their ribs clearly defined against their piebald hides, wanders past the clinic. *“WFP mobile clinics are supporting nutrition for lactating mothers, pregnant women, and children under five, as well as doing vaccinations for children and provision of micronutrients supplements to pregnant and lactating mothers”.*

As mentioned by Halima, as the child was suffering from moderate acute malnutrition (MAM), he was followed up by the mobile team in the four subsequent months. They made sure the child continued to receive RUSF and, thanks to this support, the child could recover completely.

### 4.4 Lessons Learned

1. There is a need for a better coordination at Regional (Nairobi) level and Country (Hargeisa) level. This becomes especially relevant during referrals mechanisms, where beneficiaries from one agency are handed over to the other in order to complement each other and to offer multiple interventions to enhance their overall resilience against shocks and stressors. To date, coordination at field level between agencies has been poor. This was addressed by the WFP and FAO Project Managers at a field level working on an agreed work plan and holding coordination meetings every month. Headquarter staff also visit the field with field teams on a quarterly basis.
2. It was noted that next year’s work plan (2019) should be ready by the last quarter of this year (2018), to enhance planning and preparation for work in advance.
3. An organigram of RBA implementation partners in Somalia should be developed with a technical focal point identified for coordination of activities across the RBAs. The identified corresponding counterparts will be defined at the field level to enhance coordination and decision-making processes. This will help improve agency role clarity as well as individual accountability and clear handover between agencies working on joint activities.
4. In order to enhance planning, a calendar with all the meetings should be developed at the beginning of each implementation year. This should include Monthly coordination meetings, quarterly review meetings, project steering committee meetings, joint monitoring and technical training events.
5. Based on the experience from Year 1 and Year 2, each year should be closed with taking stock of previous year challenges and achievements. This will enable making progress and monitor it across years. The opportunity to pause, review and reflect also needs to generate specific recommendations for process improvement, activity adaption or new activities based on the results.

### Implementation Challenges

1. Only the villages with fixed facilities (health centres) benefit from both MCHN and TSFP programmes, with the ones that can only be reached through mobile clinics benefitting from TSFP alone. This means that in 12 villages, prevention against stunting for the pregnant and lactating women and children under two years is not implemented. Construction of more health centres would guarantee that PLWGs and children at risk of malnutrition would benefit from other WFP nutrition programmes.

2. In Somaliland, ongoing consultations between WFP and the government on how to best implement the HIV programme delayed its rollout in the RBA villages. The government proposed implementation of blanket feeding for all the PLHIVs instead of only targeting the malnourished PLHIVs.

#### 4.5. Explanation of financial variances

Actual expenditure differs from the planned one due to the delay in activities to support the training of approximately 1 300 households with alternative livelihood training, which is planned for April 2019. While traditional agriculture activities for the production of sorghum went ahead as planned, beekeeping, kitchen gardens and tree nurseries activities were delayed due to the need of water in catchments in order for these activities to function effectively. All RBA target villages with water catchments were in the process of being improved with extra capacity and multi-use infrastructure. Therefore, it was better to wait for their completion to start the alternative livelihood activities, as continuous water availability all year is key to their success. Also nutrition activities were delayed and could be initiated only in 5 out of 18 villages. Consequently, all the training and information sessions were conducted in only 5 villages. Table 12: Expenditures for RBA project in Somalia for 2018

<b>Expenditures for RBA project in Somalia for 2018 (Year2)</b>			
<b>Cost category</b>	<b>Year 2 in USD \$</b>		
	<b>FAO</b>	<b>IFAD</b>	<b>WFP</b>
<b>Staff and personnel costs</b>	0.00	0.00	112 058.30
<b>Supplies, commodities and materials</b>	72 281.00	0.00	1 455 446.46
<b>Equipment</b>	0.00	0.00	120.00
<b>Contractual services</b>	37 694.40	0.00	36 779.73
<b>Travel</b>	92 999.40	0.00	82 270.83
<b>Transfers and Grants to Counterparts</b>	69 515.00	0.00	197 478.90
<b>General Operating and Other Direct Costs</b>	33 671.00	0.00	70 854.01
<b>Indirect programme support costs</b>	21 431.00	0.00	136 850.58
<b>Sub-total</b>	327 591.80	0.00	2 091 858.81
<b>TOTAL</b>	<b>2 419 450.61</b>		

- **STAFF & PERSONNEL**

This covers costs for 17 staff involved in the implementation of the project activities. FAO is currently involved in another project (OSRO/SOM/811/UK) in synergy with the RBA project in the same target villages. Since the funds for this project are to expire in May 2019, FAO staff decided to use them for the cost of water catchment lining, provision of animals, creation of water kiosks for animals and domestic use, tanks and pumping system. RBA project staff were budgeted over all years of the project. As the DFID funds were targeting the same villages, with activities that contribute to completion of some priorities identified in the Community Consultation Action Plans, it made sense to fund these staff on DFID funding lines. Therefore, RBA funding in staff salaries was reprogrammed

Somalia

into activities, rather than staffing costs. This increased the funding available for activities and reduce staffing costs on RBA project in the short term.

- **SUPPLIES, COMMODITIES AND MATERIALS**

Includes costs for nutrition commodities for the nutrition treatment component and incorporates costs for delivery of these to the final destination points. The costs of cash-based transfers to beneficiaries are also included here as well as the agricultural inputs provided to the beneficiaries. All the FAO activities are referrals from WFP (nutrition case load) which came during the short rainy period when farmers undertake limited agricultural activities. Consequently, only limited agricultural inputs were purchased. The acquisition of other commodities, like hives and fodder seeds, took longer than anticipated due to the lengthy procurement process and their actual cost will be reflected in the subsequent reporting period. These funds will be used in the scale up the activities during the coming seasons. Moreover, from the FAO side, there is a request for reprogramming in order to avail funding to UNICEF for the Communication for Development (C4D<sup>23</sup>) activities in the project sites as part of the resilience coverage of activities.

- **EQUIPMENT**

Costs under this line item relate to office supplies.

- **CONTRACTUAL SERVICES**

This category covers costs for renting the venues of stakeholder consultations, planning meetings/workshops as well as contracts with implementing partners.

- **TRAVEL**

This category covers costs of travel to and from the project sites, for monitoring, planning workshops and for the community consultation participatory process.

- **TRANSFERS TO COUNTERPARTS**

This covers implementation costs (under the Letter of Agreement modality) of the co-operating partners who are directly implementing activities on behalf of WFP and FAO.

- **GENERAL OPERATING AND OTHER DIRECT COSTS**

This covers contributions to office running costs including rental of facilities, utilities and vehicles.

- **INDIRECT PROGRAMME SUPPORT COSTS**

Standard support costs according to fixed rates were applied.

---

<sup>23</sup> C4D is a behaviour change methodology used for health, hygiene and nutrition promotion

## 5. Performance Measurement Frameworks

### 5.1 Global Component

Outcome/output	Indicator(s) from the PMF	Baseline data	2018 Annual target	2018 achievement	2017+2018 achievement (cumulative)	End of project target	Status to date
<b>Intermediate Outcome 1100</b>	<b>Improved coherence, coordination and shared ownership of evidence-based gender sensitive interventions, including innovative and resilience programming, by RBAs and other actors at global, regional, national and field levels in targeted regions</b>						
	# of joint activities undertaken to support resilience programming	0	6	6	12 (includes the 1 <sup>st</sup> Annual Steering Committee plus informal coordination meetings and calls)	30 (6 per year)	On track
	# of jointly developed reports and publications disseminated and promoted	n/a	5 per year	<ol style="list-style-type: none"> <li>1. Annual report</li> <li>2. CFS meeting</li> <li>3. FAC meeting report</li> <li>4. North Kivu resilience analysis report</li> </ol>	7 (4 in 2018 + 3 in 2017, including the Annual report, 1 RBA brochure in English and 1 RBA brochure in French)	25	Behind schedule - Activities implemented in 2019 (e.g. DRC mission) already exceed targets for 2019 and we are quickly catching up
<b>Immediate outcome 1110</b>	<b>Strengthened RBA, government and stakeholder's capacities to increase livelihoods resilience for food security and nutrition</b>						
	% increase of favorable perceptions on Strengthened RBA, government and stakeholders' capacities to increase livelihoods resilience for food security and nutrition	0	5% <sup>24</sup>	Results will be collected midway through the project and at the end of the project	Survey recipients list created for all countries	5%	On track

<sup>24</sup> This figure will be calculated through a new indicator, extracted from a survey, to be sent out on a yearly basis through Survey Monkey to the members of the Global Steering Committee as well as to counterparts in the field (line ministries, specific institutes, provincial/regional authorities). As the survey will be perception-based, the indicator will track how the perceptions on RBA, government and stakeholders' capacities to improve livelihoods resilience for food security and nutrition change over the course of the programme by measuring the percentage increase in favourable responses.

PMFs

Outcome/output	Indicator(s) from the PMF	Baseline data	2018 Annual target	2018 achievement	2017+2018 achievement (cumulative)	End of project target	Status to date
<b>Output 1111</b> - Dedicated trainings on RBA analysis, programming and measurement tools and approaches for resilience provided to RBA, government and partner (including local research and academia institutions) staff	# of technical trainings organized	n/a	Based on demand	1. FAO technical (nutrition) support mission to the DRC  IFAD's mission to DRC	6 (3 WFP missions in 2017 + FAO remote backstopping in 2017 + FAO's mission in 2018 + IFAD's mission in 2018)	10 overall	On track
<b>Output 1112</b> - Direct technical and operational support provided to country offices, national and local authorities and partners to strengthen their capacities to implement the programme through in-country missions or remote support	# of in-country missions and remote support interactions undertaken	n/a	Based on demand	1	Strategic and technical support provided by all three Agencies to the RBA country teams in the use of the analytical and planning instruments	9 (3 per each country)	Remote support is consistently provided to the country teams throughout the year, based on demands and through action points arising from regular joint teleconferences.
<b>Output 1113</b> - Technical and policy assistance for developing multi-year resilience strategies and programmes in consultation with government and local authorities provided	# of multi-year resilience strategies and programmes developed	n/a	2 per year	Indicator to be discussed and reviewed	Indicator to be discussed and reviewed	Indicator to be discussed and reviewed	Indicator to be discussed and reviewed
<b>Immediate outcome 1120</b>	<b>Improved knowledge management in the development of an evidence-based approach to resilience for food security and nutrition</b>						

PMFs

Outcome/output	Indicator(s) from the PMF	Baseline data	2018 Annual target	2018 achievement	2017+2018 achievement (cumulative)	End of project target	Status to date
	% increase of favorable perceptions on Improved knowledge management in the development of an evidence-based approach to resilience for food security and nutrition	0	5% <sup>25</sup>	Results will be collected midway through the project and at the end of the project	Survey recipients list created for all countries	5%	On track
<b>Output 1121</b> - A shared toolbox of complementary RBA analysis, programming and measurement tools and approaches for resilience is developed and disseminated	Shared RBA toolbox developed and disseminated	n/a	This is an on-going activity and work in progress with a single output by the end of the project	In 2018 a series of technical and programmatic meetings to determine which tools to take forward were held.	0	1 overall	On track - Instruments identified and selected for inclusion in the toolbox.  RBA technical team identified and created to initiate technical review for linkages and complementarities between the instruments
<b>Output 1122</b> - Knowledge management activities supported to document and share good practices to enhance learning of RBA, government and	# of knowledge management activities undertaken	n/a	1	1. Lessons Learnt section in 2018 annual report 2. <a href="#">Video</a> <sup>26</sup> from RBA Principals to Niger	3 (section on lessons learned from 2017 Annual Report + 2 outputs for 2018)	5 overall	On track

<sup>25</sup> This figure will be calculated through a new indicator extracted from the same survey used for Immediate outcome 1110. The indicator will capture the perceived understanding of how knowledge management has improved in the development of an evidence-based approach to resilience for food security and nutrition and track this by measuring the percentage increase in favourable responses.

<sup>26</sup> <https://www.youtube.com/watch?v=knwCoF-gc8Q>

PMFs

Outcome/output	Indicator(s) from the PMF	Baseline data	2018 Annual target	2018 achievement	2017+2018 achievement (cumulative)	End of project target	Status to date
partners and to strengthen the evidence base for measurement and policy development							
<b>Output 1123</b> - Advocacy efforts undertaken to create awareness and generate interest on RBA partnership drawing on lessons learnt and experiences at the country and regional level	# of events and meetings organized	n/a	Not defined (dependent on emerging opportunities)	<ol style="list-style-type: none"> <li>1. FAC MEETNG</li> <li>2. Visit of Canadian ambassador to Somalia</li> <li>3. RBA Principals to Niger</li> </ol>	4 (DRC event in 2017+ 3 outputs for 2018)	15 overall	On track



## 5.2 The Democratic Republic of Congo

Outcome/output	Indicator(s) from the PMF	2018 annual target	2018 achievement	2017+2018 achievement (cumulative)	End of Project Target	Status to date
<b>Immediate outcome 1210</b>	<b>Improved capacity of selected beneficiaries in food production systems, post-harvest handling and market access</b>					
<b>Output 1211 - Technical support to sustainable production techniques and post-harvest handling, including the provision of climate-sensitive, agricultural inputs, nutrient-rich crops and varieties and tools provided</b>	% of supported CBOs who received technical support for production through the project	40%	45%	100% 40 UOP	80%	On schedule. 40 unions supported and 40 were planned
	% of supported CBOs who received technical support for processing and marketing through the project	40%	0%	0%	80%	Delayed. Planned to be implemented in 2019.
	% of HH benefiting from quality agricultural inputs through the project	40%	51.4% (6 437 HH)	99.8% (12 479 HH)	80%	Ahead of schedule. 12 479 households supported out of the 12 500 planned through the project.
	% of HH who received support for production of nutrient-rich foods including vegetable and animal protein through the project	30%	51,4% (6 437 HH)	99.8% (12 479 HH)	80%	12 479 households supported out of 12 500 planned. Year 1 of the project: 6 042 households supported Year 2: 6 437 additional households supported. Cumulative total: 12 479 households that received fortified seeds.
	# HH which have access to nutrition-rich crops through the project	5 000 HH	6 437 HH	12 479 HH	10 000 HH	Ahead of schedule
	# HH which have received nutrition-rich small livestock through the project	2 500 HH	1 700 HH	3 780 HH	10 000 HH	Ahead of schedule
<b>Output 1212 - Trainings on animal health and</b>	% of supported CBOs that are trained on	30%	0%	0%	50%	The training was delayed due to the difficulty of signing the

PMFs

Outcome/output	Indicator(s) from the PMF	2018 annual target	2018 achievement	2017+2018 achievement (cumulative)	End of Project Target	Status to date
vaccination campaign against common animal diseases implemented	animal health through the project					Memorandum of Understanding (MoU) on seeds multiplication.
	# of vaccination campaigns implemented through the project	3	0	0	3	Delayed. MoU already signed with IPAPPEL vaccination campaign in March 2019. Possibility to conduct 3 vaccination campaigns.
	# of animals that are vaccinated against common animal diseases	3 000	0	0	3 000	Delayed. Contract to be signed in 2019.
<b>Output 1213</b> - Market related climate-sensitive infrastructure such as bridges, roads and storage facilities and facilities rehabilitated and / or constructed	# of market and infrastructures rehabilitated / constructed	5	0	0	7	Delayed 2 construction contracts in progress (2 Warehouses). 4 other construction sites (2 warehouses and 2 markets) to be launched in early April. 1 market launched in November 2019. 1 road rehabilitation for FFA for 2019
<b>Output 1214</b> - Training on commercialization provided to smallholder farmers organizations	% of supported small-holder farmer organizations who received training on commercialization through the project	7% (22 FOs)	0%	0%	80%	Delayed Contract will be established in 2019
<b>Output 1215</b> -Capacity building provided to supply-side partners such as providers of seeds, veterinary products, packaging, spare parts, etc.	% of supported CBOs that received support on seeds multiplication through the project	40%	55%	100%	50%	Ahead of schedule. Seed supplying partners benefit from capacity strengthening.
	% of supported CBOs who have access to agricultural inputs shops through the project	55%	45%	100%	80%	Ahead of schedule
	# of veterinary stores put in place	2	0	2	6	On schedule
<b>Immediate outcome</b>	<b>Increased capacity of selected beneficiaries, especially women, for income and saving/credit source diversification</b>					

PMFs

Outcome/output	Indicator(s) from the PMF	2018 annual target	2018 achievement	2017+2018 achievement (cumulative)	End of Project Target	Status to date
<b>1220</b>						
<b>Output 1221</b> - Income generating activities promoted with focus on women groups	% of participating women groups supported to conduct IGAs through the project	80%	0%	0%	80%	On schedule The Income generating activities are planned after 9 months of training on literacy.
<b>Output 1222</b> -Trainings, cash transfer and small equipment provided to microfinance institutions and community-based savings and credit associations	% of supported community-based savings and credit associations that received training and small equipment through the project	30%	0%	0%	60%	Delayed There were delays in identifying the cooperating partners.
	% of supported community-based savings and credit associations that received conditional cash transfers to support saving and loan systems through the project	30%	0%	0%	60%	Delayed To be implemented in the future.
<b>Immediate outcome 1230</b> Increased access to gender-sensitive social and productive safety nets for vulnerable households, including pregnant and lactating women						
<b>Output 1231</b> - Gender-sensitive Food Assistance for Assets (FFA) provided to vulnerable households, and Food Assistance for Training (FFT) for pregnant and lactating women	# of participants in FFA activities through the project (disaggregated by sex)	667 ( 68% women)	0	0	1 000	Delayed The infrastructures to be built by FFA have already been prioritized through a participatory workshop with the beneficiary communities and the list of selected assets is already available. To be implemented.
	# of participants in FFT activities through the project (disaggregated by sex)	125 ( 68% women)	0	0	500	
<b>Output 1232</b> - Conditional cash transfers provided to	# HH receiving conditional cash transfer to promote access to	100	0	0	100	Delayed This is a new project in the intervention area, so the team

PMFs

Outcome/output	Indicator(s) from the PMF	2018 annual target	2018 achievement	2017+2018 achievement (cumulative)	End of Project Target	Status to date
support girls' education and nutrition	food and girls' education through the project					needed more time to sensitize the communities, including households and schools to avoid conflicts in the targeting.
<b>Immediate outcome 1310</b>	<b>Improved capacity of community-based organizations in sustainable collective and productive resource management with focus on women leadership</b>					
<b>Output 1311</b> - Gender sensitive training in management and leadership provided to community organizations	% of supported CBOs who participated in gender-sensitive organizational management trainings	80%	40%	40%	80%	Delayed This was due to the delays in beneficiary targeting for Dimitra Clubs.
<b>Output 1312</b> - Gender-sensitive sensitization campaigns on leadership roles and human rights conducted in targeted communities	# gender-sensitive sensitization campaigns on leadership roles and human rights conducted	2	1	1	4	Awareness campaigns through Dimitra Clubs
<b>Output 1313</b> - Women-centred functional literacy programme implemented	# of women participating in literacy and gender-sensitive trainings conducted under the project	800	1 000	1 000	1 000	Ahead of schedule
<b>Output 1314</b> - Capacity building in sustainable resource management, including awareness of positive coping strategies for environmental hazards, climate change, reforestation, environmental protection and climate smart approaches to production, provided to men and	% of supported CBOs who received training on sustainable resources management, including sensitization on positive coping strategies to environmental hazards, climate-change adaptation, reforestation, environmental protection, and climate-smart approaches to production through the project	20%	0%	22%	80%	On schedule Training planned for April 2019

PMFs

Outcome/output	Indicator(s) from the PMF	2018 annual target	2018 achievement	2017+2018 achievement (cumulative)	End of Project Target	Status to date
<b>Immediate outcome 1320</b>	<b>Improved capacity of beneficiary organizations and institutions to influence local, provincial and national decision-making processes on the management of collective and productive re-sources<sup>4</sup> and agricultural policies development.</b>					
<b>Output 1321 -</b> Information sharing networks such as community listening clubs and market intelligence sharing systems organized	# of community listening clubs formed	38	15	77	100	Behind schedule Formation of new Dimitra Clubs is underway
	% of beneficiary FOs which have access to a market intelligence sharing systems	40%	0%	0%	80%	Behind schedule - The call for proposal has been launched to find a contractor responsible for the post-harvest and commercialization.
<b>Output 1322 -</b> Capacity building provided to government technical departments	# of trainings provided to technical state departments	2	3	3	10	Ahead of schedule 30% of trainings completed; 2 new trainings already planned for April 2019
	# of technical state departments (IPAPEL, SENASEM) that received equipment	2	1	1	2	Behind schedule IPAPEL already equipped
<b>Output 1323 -</b> Capacity building provided to existing umbrella organizations to improve their service delivery to members	% of umbrella organizations <sup>27</sup> supported in technical, financial, legal or logistic aspects	20%	0%	20%	80%	On schedule 2 umbrella organisations supported technically and logistically in year 1
<b>Output 1324 -</b> Institutional arrangements between beneficiaries and other social and economic stakeholders at local and national levels, such as umbrella organizations,	% of targeted farmer groups that are connected to an umbrella organization	40%	45% (18 UOP)	100% 2017: 22 UOP 2018: 18 UOP	80%	Ahead of schedule The total number of UOP is 40. Year 1, we reached 22 UOP. Year 2, we added 18 UOP.

<sup>27</sup> Umbrella organizations are wider, provincial or national level organizations. They generally include tens or even hundreds of FOs.

PMFs

Outcome/output	Indicator(s) from the PMF	2018 annual target	2018 achievement	2017+2018 achievement (cumulative)	End of Project Target	Status to date
professional organizations and networks implemented						
<b>Immediate outcome 1410</b>	<b>Improved knowledge of good food and nutrition practices among female and male beneficiaries in selected communities</b>					
<b>Output 1411</b> - Media-based community awareness raising campaigns on nutritional best practice conducted	# of community awareness campaigns on nutritional good practices conducted	2	0	1	4	Behind schedule
<b>Output 1412</b> - Gender-sensitive training and awareness raising sessions conducted in targeted communities on nutrition, including promotion of dietary diversity, and culinary demonstrations	# of women and men participating in trainings and awareness raising sessions on nutrition	2 500 (68% women)	2 500	2 500	10 000	On schedule Contract of 8 <sup>th</sup> CEPAC in progress
	# HH which have access to nutrition-rich animals through the project	1 300	103	103	4 000	Behind schedule Delays were due to finding reproductive animals in the local market.
<b>Immediate outcome 1420</b>	<b>Improved knowledge of essential family practise in food hygiene among female and male beneficiaries in selected communities</b>					
<b>Output 1421</b> - Community awareness and sensitization campaigns on food hygiene conducted	# of awareness and sensitization campaigns on food hygiene conducted	1	1	1	4	On schedule
<b>Output 1422</b> - Sensitization campaigns on food hygiene best practice conducted in beneficiary communities	# of good practices divulgation campaigns conducted	1	1	1	4	On schedule

## 5.3 Niger

Outcome/output	Indicator(s) from the PMF	2018 annual target	2018 achievement	2017+2018 achievement (cumulative)	End of Project Target	Status to date
<b>Immediate Outcome 1210</b>	<b>Increased knowledge of and access to the agricultural inputs and assets required for sustainable, nutrition-sensitive agriculture production for beneficiaries in Targeted communities</b>					
<b>Output 1211</b> - Conditional cash/ food transfers through Food Assistance for Assets (FFA) coupled with technical supports to improve production capacities and unconditional cash/food transfers provided to female and male beneficiaries	% of actual vs. planned beneficiaries benefitting from FFA (disaggregated by sex)	M: 24% W: 71%	M: 24% W: 71%	M: 24% W: 71%	M: 100% W: 100%	On schedule
<b>Output 1212</b> - Gender-sensitive training on sustainable, nutrition-sensitive agricultural techniques, nutrition and other issues provided to female and male beneficiaries	# of people participating to the FFS/APFFS	1771	316	316	26 000	Delayed
	# people participating in Dimitra clubs (disaggregated by sex)	<b>Total: 4453</b> M: 1 578 W: 2 875 <b>Dogo: 0</b> M: 0 W: 0 <b>Chadakori 4 453</b> M: 1 578 W: 2 875	<b>Total: 4453</b> M 1 578 W 2 875 <b>Dogo: 0</b> M: 0 W: 0 <b>Chadakori 4 453</b> M: 1 578 W: 2 875	<b>Total: 4453</b> M: 1 578 W: 2 875 <b>Dogo: 0</b> 0 0 <b>Chadakori 4 453</b> M: 1 578 W: 2 875	<b>Targeted 11 520</b> M= 3 840 W= 7 680 <b>Dogo: 6 840</b> M= 2 280 W= 4 560 <b>Chadakori: 4 680</b> M= 1 560 W= 3 120	Delayed

PMFs

Outcome/output	Indicator(s) from the PMF	2018 annual target	2018 achievement	2017+2018 achievement (cumulative)	End of Project Target	Status to date
<b>Output 1213</b> - Quality, climate and nutrition-sensitive agricultural inputs[1] and small scale agricultural tools assessed and distributed to beneficiaries	% of beneficiaries benefiting from quality inputs (seeds, fertilizers, etc.) (disaggregated by sex and type of inputs)  (Data only for Chadakori)	<b>Millet:</b> M:80% W:20%	<b>Millet:</b> 86% 14%	<b>Millet:</b> 86% 14%	<b>Millet:</b> M:80% W:20%	Ahead of schedule – Data only for Chadakori
		<b>Cowpea:</b> M:80% W:20%	<b>Cowpea:</b> 86% 14%	<b>Cowpea:</b> 86% 14%	<b>Cowpea:</b> M:80% W:20%	
		<b>Sorghum:</b> M:80% W:20%	<b>Sorghum:</b> 86% 14%	<b>Sorghum:</b> 86% 14%	<b>Sorghum:</b> M:80% W:20%	
		<b>Fertilizers</b> M:80% W:20%	<b>Fertilizers</b> 0% 0%	<b>Fertilizers</b> 0% 0%	<b>Fertilizers</b> M:80% W:20%	
<b>Output 1214</b> - Rainy season and off-season cropping system is strengthened	# of kg/ha (yearly productivity)	<b>Millet</b> Dogo: 500 kg/ha Chadakori: 500 kg/ha	<b>Millet</b> Dogo: 580 kg/ha Chadakori:589 kg/ha	<b>Millet</b> Dogo: 560 kg/ha Chadakori:589 kg/ha	<b>Millet</b> Dogo: 600 kg/ha Chadakori: 600 kg/ha	Delayed
		<b>Cowpea</b> Dogo: 500 kg/ha Chadakori: 400 kg/ha	<b>Cowpea</b> Dogo: 418kg/ha Chadakori:438kg/ha	<b>Cowpea</b> Dogo: 443 kg/ha Chadakori: 438 kg/ha	<b>Cowpea</b> Dogo: 500 kg/ha Chadakori: 450 kg/ha	
		<b>Sorghum:</b> Dogo: 550 kg/ha Chadakori: 450 kg/ha	<b>Sorghum:</b> Dogo: 456 kg/ha Chadakori:542 kg/ha	<b>Sorghum:</b> Dogo: 443 kg/ha Chadakori:542 kg/ha	<b>Sorghum:</b> Dogo: 550 kg/ha Chadakori: 500 kg/ha	
	# people trained in off season cropping	600	733	733	600	Ahead of schedule
	# of months of availability of diverse foods on-farm	3 months	From 2 to 3 months	From 2 to 3 months	3 months	Delayed
<b>Output 1215</b> - Promotion of innovative climate resilient agricultural practices and technologies undertaken in targeted communities	# of communities with community-based plans that include preparedness and prevention activities to climate related shocks	0	0	0	26	Delayed
	# People trained disaggregated by sex	0	0	0	Total 520 M: 390 W: 130	Delayed



PMFs

Outcome/output	Indicator(s) from the PMF	2018 annual target	2018 achievement	2017+2018 achievement (cumulative)	End of Project Target	Status to date
<b>Immediate Outcome 1220</b>	<b>Improved value chains for nutritious agricultural products within Targeted communities</b>					
<b>Output 1221-</b> Gender-sensitive technical assistance and capacity building in sustainable conservation and transformation and on marketing of agricultural and pastoral products provided to beneficiaries	# of women who participate in food processing activities	<b>Total: 100</b>	<b>Total: 42</b>	<b>Total: 42</b>	<b>200</b>	On schedule
		<b>Dogo: 0</b>	<b>Dogo: 0</b>	<b>Dogo: 0</b>	<b>Dogo: 100</b>	
		<b>Chadakori: 300</b>	<b>Chadakori : 42</b>	<b>Chadakori : 42</b>	<b>Chadakori: 100</b>	
	# of people participating on training sessions (disaggregated by sex and age)	<b>300</b>	<b>42</b>	<b>42</b>	<b>Targeted 1 200</b>	Delayed
		M: 100	M: 0	M: 0	M= 600	
		W: 200	W: 42	W: 42	W= 600	
		<b>Dogo: 0</b>	<b>Dogo: 0</b>	<b>Dogo: 0</b>	<b>Dogo: 300</b>	
		0	0	0	M= 150	
		0	0	0	W= 150	
		<b>Chadakori: 300</b>	<b>Chadakori: 42</b>	<b>Chadakori: 42</b>	<b>Chadakori:300</b>	
100	0	0	M= 150			
200	42	42	W= 150			
<b>Output 1222-</b> Linkages market of agricultural and pastoral products	Quantity (tons) of processed food sold by Targeted through marketing channels (disaggregated by sex)	0	0	0	M= 20	On schedule
		0	0	0	W= 10	
<b>Immediate outcome 1230</b>	<b>Improved access to nutritious food or cash supply during shock periods and to social safety nets for beneficiaries in Targeted communities</b>					
<b>Output 1231-</b> Gender- and nutrition-sensitive school feeding programs and complimentary activities such as school gardens implemented in Targeted schools	# of beneficiaries receiving healthy school meals (by sex)	G: 984	G: 413	G: 413	Girls: 6 966	On schedule
		B: 1 306	B: 526	B: 526	Boys: 7 388	
	# of girls receiving take-home rations	Girls:0	G :0	G :0	Girls: 1 580	On schedule
	# school gardens implemented in schools	17	2	2	20	Delayed

PMFs

Outcome/output	Indicator(s) from the PMF	2018 annual target	2018 achievement	2017+2018 achievement (cumulative)	End of Project Target	Status to date
<b>Output 1232-</b> Food assistance and nutritious supplements for children aged 6-23 months provided to targeted households throughout the lean season	% of children or HH receiving supplements	100%	61%	61%	100%	
<b>Output 1233-</b> Capacity building on nutrition provided to students and teachers in Targeted schools	# of children participating on training sessions (disaggregated by sex and age)	0	0	0	Girls: 6 966	Delayed
		0	0	0	Boys: 7 388	
	# of teachers participating on training sessions (disaggregated by sex and age)	0	0	0	W:50	Delayed
		0	0	0	M: 50	
<b>Immediate outcome 1310</b>	<b>Enhanced participatory and gender-sensitive community/stakeholder planning and management mechanisms</b>					
<b>Output 1311-</b> Technical assistance and support provided to communities for the development of gender-sensitive participatory community-based planning tools	% of women participating in community-based planning tools	Dogo: 48,6%	Dogo: 40%	Dogo: 40%	Dogo: 48,6%	On schedule
		Chadakori: 50,8%	Chadakori: 25%	Chadakori: 25%	Chadakori: 50,8%	
<b>Output 1312-</b> Support provided for the monitoring and operationalization of gender-sensitive management committees	% of monitoring and management committees who meet at determined timing based on their work plan	80%	0% No workplan established in 2018	0% No workplan established in 2018	≥80%	Delayed
	# of training sessions provided to committees	4	2	2	26	Delayed

PMFs

Outcome/output	Indicator(s) from the PMF	2018 annual target	2018 achievement	2017+2018 achievement (cumulative)	End of Project Target	Status to date
<b>Output 1313</b> - Negotiation of land tenure for Targeted households undertaken with authorities (traditional, customary, communal, etc.)	# of women benefiting from land through negotiation process with local authorities	5	5	5	50	On schedule
	# of negotiation processes closed with local authorities	5	0	0	50	On schedule
<b>Output 1314</b> - Technical support and capacity building in organizational structure, voluntary guidelines, land management, Dimitra clubs, etc. provided to Targeted communities, small holder farmers and women's organizations	# of persons trained in organizational structure and land management (disaggregated by sex)	<b>Total 1771</b>	<b>Total 1771</b>	<b>Total 1771</b>	<b>Targeted 15,000</b>	On schedule
		M: 1398	M: 1398	M: 1398	M: 5 000	
		W: 373	W: 373	W: 373	W: 10 000	
		Dogo: 1062	Dogo: 1062	Dogo: 1062	<b>Dogo: 8,900</b>	
		M:791	M:791	M:791	M: 3 000	
		271	271	271	W: 5 900	
		<b>Chadakori 709</b>	<b>Chadakori 709</b>	<b>Chadakori 709</b>	<b>Chadakori: 6 100</b>	
		M: 607	M: 607	M: 607	M: 2 000	
		W: 102	W: 102	W: 102	W: 4 100	
	# of Dimitra club's members (disaggregated by sex and age)	<b>Total: 4 453</b>	<b>Total: 4 453</b>	<b>Total: 4 453</b>	<b>Targeted 11 520</b>	<b>Delayed</b>
		M: 1 578	M: 1 578	M: 1 578	M: 3 840	
		W: 2 875	W: 2 875	W: 2 875	W: 7 680	
		<b>Dogo: 0</b>	<b>Dogo: 0</b>	<b>Dogo: 0</b>	<b>Dogo: 6 840</b>	
		M: 0	M: 0	M: 0	M: 2 280	
	W: 0	W: 0	W: 0	W: 4 560		
	<b>Chadakori: 4 453</b>	<b>Chadakori: 4 453</b>	<b>Chadakori: 4 453</b>	<b>Chadakori: 4 680</b>		
	M: 1 578	M: 1 578	M: 1 578	M: 1 560		
	W: 2 875	W: 2 875	W: 2 875	W: 3 120		
<b>Output 1315</b> - Gender-sensitive capacity building provided to relevant authorities (including government) and other relevant stakeholders on	# of participants in trainings provided to stakeholders on assessment and planning tools (disaggregated by targeted zone, sex)	<b>Dogo 27</b>	<b>Dogo 27</b>	<b>Dogo 27</b>	<b>Dogo: 95</b>	<b>Delayed</b>
		M: 26	M: 26	M: 26	M: 0	
		W: 1	W: 1	W: 1	W: 95	
		<b>Chadakori: 18</b>	<b>Chadakori: 18</b>	<b>Chadakori: 18</b>	<b>Chadakori: 306</b>	
		15	15	15	M: 151	
	3	3	3	W: 155		

PMFs

Outcome/output	Indicator(s) from the PMF	2018 annual target	2018 achievement	2017+2018 achievement (cumulative)	End of Project Target	Status to date
assessment and planning tools at regional and community level						
<b>Immediate outcome 1410</b>	<b>Enhanced awareness of Targeted communities of essential family practices</b>					
<b>Output 1411-Communication</b> plan for Essential Family Practices elaborated and implemented	# of trainings delivered on Essential Family Practices in Targeted communities	<b>Dogo: 1</b>	<b>Dogo: 1</b>	<b>Dogo: 1</b>	<b>Dogo: 5</b>	<b>On schedule</b>
		<b>Chadakori: 1</b>	<b>Chadakori: 1</b>	<b>Chadakori: 1</b>	<b>Chadakori: 9</b>	
	# of community workers identified and trained on MUAC screening, key essential family practices and communication	<b>Dogo 60</b>	<b>Dogo 60</b>	<b>Dogo 60</b>	<b>Dogo: 60</b>	<b>Completed</b>
		M: 24	M: 24	M: 24	M = 24	
		W: 36	W: 36	W: 36	W = 36	
		<b>Chadakori 52</b>	<b>Chadakori 52</b>	<b>Chadakori 52</b>	<b>Chadakori: 52</b>	
		M: 21	M: 26	M: 26	M = 21	
W: 31	W: 26	W: 26	W = 31			
<b>Output 1412-</b> Awareness raising campaigns and capacity building on locally available micronutrient-rich foods, malnutrition prevention, and culinary techniques provided to beneficiaries in Targeted communities	# of persons trained on nutritional practices in Targeted communities (disaggregated by sex)	<b>Dogo: 0</b>	<b>Dogo: 0</b>	<b>Dogo: 0</b>	<b>Dogo: 6 840</b>	<b>Delayed –</b> The activity was not planned in 2018 because a study on dietary habits was planned to be conducted before the start of this activity but this was only done in 2019. Hence the activity is delayed, and the RBA agencies will accelerate its implementation in 2019.
		M: 0	M: 0	M: 0	M: 2 280	
		W:0	W:0	W: 0	W: 4 560	
		<b>Chadakori : 0</b>	<b>Chadakori 24</b>	<b>Chadakori 24</b>	<b>Chadakori: 4 680</b>	
		M: 0	M: 0	M: 0	M: 1 560	
		W:0	W:24	W:24	W: 3 120	
<b>Output 1413-</b> Advisory support provided to	# of community workers and state health workers trained on diet diversity and nutritious foods	<b>Dogo</b>	<b>Dogo</b>	<b>Dogo</b>	<b>Dogo</b>	<b>Delayed</b>
		0	0	0	16 state health workers	
		112 community workers	70 community workers	70 community workers	60 community workers	

PMFs

Outcome/output	Indicator(s) from the PMF	2018 annual target	2018 achievement	2017+2018 achievement (cumulative)	End of Project Target	Status to date
community workers and state health workers on nutrition topics		<b>Chadakori</b>	<b>Chadakori</b>	<b>Chadakori</b>	<b>Chadakori</b>	
		0	0	0	16 state health workers	
		112 community workers	24 community workers	24 community workers	52 community workers	
Output 1414- Awareness raising campaigns on gaps in nutritious intake during pre-determined seasons provided to Targeted communities	# of awareness trainings on diet balance provided to communities	0	0	0	<b>Dogo: 38</b>	<b>On schedule</b>
		0	0	0	<b>Chadakori: 26</b>	
<b>Immediate outcome 1420</b>	<b>Enhanced access to community-based screening and treatment of moderate acute mal-nutrition (MAM) for children aged 6-59 months and pregnant women (PW) within Targeted communities</b>					
<b>Output 1421-</b> Support for the community-based management of moderately acute malnutrition in children aged 6-23 months and PW provided	# of people receiving MAM treatment (disaggregated by beneficiary categories, sex, age)	<b>Dogo: 1 156</b> B: 569 G: 587 <b>Chadakori: 2 841</b> B: 1 206 G: 1 256 PW: 379	<b>Dogo: 1 156</b> B: 569 G: 587 <b>Chadakori: 2 841</b> B: 1 206 G: 1 256 PW: 379	<b>Dogo: 1 156</b> B: 569 G: 587 <b>Chadakori: 2 841</b> B: 1 206 G: 1 256 PW: 379	<b>Dogo: 2 242</b> B: 1 132 G: 1 110 PW = 500 <b>Chadakori: 2 392</b> B: 1 208 G: 1 184 PW: 350	<b>On schedule</b>
<b>Output 1422 -</b> Support for the community-based screening of malnutrition and referrals for children aged 6-59	% of boys and girls and PW who are screened as malnourished and referred to health centres	<b>Dogo: 100%</b> B: 100% G: 100% PW: 0% <b>Chadakori: 100%</b> B: 100% G: 100% PW: 100%	<b>Dogo: 100%</b> B: 100% G: 100% PW: 0% <b>Chadakori: 100%</b> B: 100% G: 100% PW: 100%	<b>Dogo: 100%</b> B: 100% G: 100% PW: 0% <b>Chadakori: 100%</b> B: 100% G: 100% PW: 100%	<b>Dogo: 100%</b> B: 100% G: 100% PW: 100% <b>Chadakori: 100%</b> B: 100% G: 100% PW: 100%	<b>On schedule</b>

PMFs

Outcome/output	Indicator(s) from the PMF	2018 annual target	2018 achievement	2017+2018 achievement (cumulative)	End of Project Target	Status to date
months and PW is provided	# of mothers trained on screening techniques (MUAC)	<b>Dogo</b> W = 0  <b>Chadakori</b> W = 0	<b>Dogo</b> W = 0  <b>Chadakori</b> W = 0	<b>Dogo</b> W = 0  <b>Chadakori</b> W = 0	<b>Dogo</b> W = 5 132  <b>Chadakori</b> W = 3 190	Delayed

## 5.4 Somalia

Outcome/output	Indicator(s) from the PMF	2018 annual target	2018 achievement	2017+2018 achievement (cumulative)	End of Project Target	Status to date
<b>Immediate outcome 1210</b>	<b>Increased capacity of local productive sectors to access and manage resources</b>					
<b>Output 1211 -</b> Farmers are supported with improved, climate-sensitive inputs and sustainable production technologies for increasing production and productivity and diversifying crops.	# of people engaged in diversification activities (disaggregated by sex)	(a) 500 HHs per year (b) 250 HHs per year for honey production	1 276 HHs Men:510 Women: 766	1 276 HHs Men:510 Women: 766	1 300 HHs Men:520 Women: 780	(a) Same beneficiaries are targeted in the consecutive years  (b) Ahead of Schedule
	# of households receiving quality agricultural inputs, services and/or training on good agricultural practices (sex disaggregated)	120 HHs per year in nutrient dense vegetable productions per year	1 276 HHs Men:510 Women: 766	1 276 HHs Men:510 Women: 766	1 300 HHs Men:520 Women: 780	Ahead of Schedule
	# of Households participating in training	500 HHs (lead farmers) trained per year in fodder production	220 lead farmers trained in Fodder production and 150 in bee keeping	370 lead farmers	1 300 lead farmers?	On schedule

PMFs

Outcome/output	Indicator(s) from the PMF	2018 annual target	2018 achievement	2017+2018 achievement (cumulative)	End of Project Target	Status to date
<b>Output 1212 -</b> Male and female processors and cooperative members are provided with gender-sensitive training (including on nutrition) and knowledge dissemination on reduction of pre and post-harvest losses.	# of households trained on good agronomic practices with particular focus on pest and disease control, post-harvest loss reduction, preservation and storage of crop produce (sex disaggregated)	15 TOTs trained in FFS methodologies Men: 14 Women: 1	15 Men: 14 Women: 1	15 Men: 14 Women: 1	500 Men: 200 Women: 300	<i>On Schedule - Lead farmers were trained in this first phase through FFS with a Training of Trainers approach. They will then train HHs over the coming years.</i>
<b>Output 1213 -</b> Male and female producers trained on the expansion of processing, value addition and marketing of agricultural products	# of households trained in value addition (sex disaggregated)	120 HHs lead farmers (60 MHH and 60 FHH) trained per year in vegetable processing and value addition	0	0	c) 120 HHs lead farmers (60 MHH and 60 FHH) trained per year in vegetable processing and value addition d) 250 HHs (150 MHH and 100 FHH) in total trained for honey value addition and marketing	<i>None in 2018 – delayed</i>
	# of local productive sector stakeholders trained on rural commercialization	0	0	0	c) 100 HHs in total trained for milk processing and storage d) 300 HH per year (3 years) supported in value addition (8 groups in total)	<i>None in 2018 – delayed</i>



PMFs

Outcome/output	Indicator(s) from the PMF	2018 annual target	2018 achievement	2017+2018 achievement (cumulative)	End of Project Target	Status to date
<b>Productive livelihood and disaster mitigation infrastructure in Burco and Odweyne districts</b>						
<b>Output 1221 -</b> Households in Burco and Odweyne engaged in expansion/rehabilitation of productive, livelihood and disaster mitigation infrastructure such as water catchments and reservoirs, etc.	# of households benefitting from the infrastructure rehabilitated	c) 2 600 HHs supported through FFA d) 7 infrastructures rehabilitated	c) 2 600 HHs d) 7 Infrastructures	c) 2 6000 HHs d) 7	c) 3 640 HHs d) 1 infrastructure in each of the 18 villages	c) <i>on schedule</i> d) Ahead of schedule
	% of population in targeted communities benefitted from Assets created/rehabilitated (Asset Benefit Indicator - ABI)	80%	0%	0%	80%	Delayed (ABI to be conducted in March 2019)
<b>Increased access to safety nets to meet basic needs for populations vulnerable to shock and the chronically destitute and at risk, especially women and children in Burco and Odweyne districts</b>						
<b>Output 1231 -</b> Gender and nutrition sensitive food assistance for assets provided to vulnerable households during the lean and agricultural off season	# of households supported with FFA, home garden kits and training (sex disaggregated)	300 HHs (180 women and 120 men)	0	0	300 HH participating per year (180 women, 120 men)	<i>Delayed</i>
<b>Output 1232 -</b> Households provided with training and technical support for the formation of savings groups	# of new savings groups formed	0	0	0	2 per village	<i>None in 2018 – delayed</i>

PMFs

Outcome/output	Indicator(s) from the PMF	2018 annual target	2018 achievement	2017+2018 achievement (cumulative)	End of Project Target	Status to date
<b>Immediate outcome 1310</b>	<b>Natural resource conservation/management at the community level enhanced in Burco and Odweyne districts, in line with regional and national priorities through improved capacity of female and male beneficiaries</b>					
<b>Output 1311</b> - Technical support provided to communities in Burco and Odweyne for the development of integrated gender-sensitive community-based plans, and for the identification of priority actions, in line with regional recovery and development plan	% of communities that have priority projects identified preceded by community based participatory planning	100% of targeted communities	0%	0%	0%	On schedule
<b>Output 1312</b> -Communities supported for the implementation of plans for natural resource conservation/management including tree planting and re-seeding and building soil erosion structures	# of Community based management bodies established	NRM mapping done in 4 villages	0 CBPP established – NRM mapping done for 4 villages	0 CBPP established – NRM mapping done for 4 villages	1 CBPP body established per village	On schedule
	# of villages which have natural resource management (NRM) plan developed and implemented	NRM mapping done in 4 villages	0 CBPP established – NRM mapping done for 4 villages	0 CBPP established – NRM mapping done for 4 villages	4 villages	On schedule
<b>Output 1313</b> - Plans for handover, continuity, sustainability as well as community and government ownership of implemented projects developed and initiated	% of community projects and assets that have been created/rehabilitated and benefitting the community are handed-over	0%	0%	0%	80%	On schedule

PMFs

Outcome/output	Indicator(s) from the PMF	2018 annual target	2018 achievement	2017+2018 achievement (cumulative)	End of Project Target	Status to date
	# of community members and representatives of local authorities trained for asset maintenance (sex disaggregated)	0	0	0	200 (120 women and 80 men)	On schedule
	# of asset maintenance agreements signed	0	0	0	1 per cluster	On schedule
<b>Output 1314</b> - Communities provided with energy efficient options to conserve forest resources and fuel wood, including energy efficient stoves	# of households trained on SAFE (sex disaggregated)	0	0	0	500 HH trained per year (400 women and 100 men trained-one person per HH)	<i>None in 2018 – delayed</i> Training will be given to the members of the Natural Resource Management Committee, which will be also the members of the Charcoal Producers Association
	# of Charcoal Producers Association (CPA) established (# of men and women members)	0	0	0	2 CPA groups established per village (400 women and 100 men overall)	<i>None in 2018 – delayed</i>
	# of HH receiving efficient cooking stoves (sex disaggregated)	0	0	0	500 HH receiving efficient cook stoves per cluster (400 women and 100 men – one person per HH)	<i>None in 2018 – delayed</i>

PMFs

Outcome/output	Indicator(s) from the PMF	2018 annual target	2018 achievement	2017+2018 achievement (cumulative)	End of Project Target	Status to date
	# of Artisans trained on manufacture and repair of efficient cook stoves (disaggregated by sex)	0	0	0	40 artisans trained (32 men and 8 women)	<i>None in 2018 – delayed</i>
	# of villages receiving briquette manufacture machines and training	0	0	0	10 villages	<i>None in 2018 – delayed</i>
	# of efficient charcoal production kilns provided and to which village	0	0	0	2 charcoal kilns per village	<i>None in 2018 – delayed</i>
<b>Immediate outcome 1410</b>	<b>Improved knowledge of essential nutritional and dietary best practices for beneficiaries in Burco and Odweyne districts, especially pregnant and lactating women</b>					
<b>Output 1411</b> - Targeting and sensitization with nutrition education (including infant feeding) for all targeted communities in Burco and Odweyne	# of women and men trained and sensitized on Nutrition including IYCF	4000	4 010 Men: 682 Women: 3 328	4010 Men: 682 Women: 3 328	20 000 men and women	On schedule

PMFs

Outcome/output	Indicator(s) from the PMF	2018 annual target	2018 achievement	2017+2018 achievement (cumulative)	End of Project Target	Status to date
<b>Output 1412</b> - Community Nutrition Workers (CNWs) trained on sensitizing women and men on infant feeding, and family nutrition, particularly for mothers and children.	CNWs trained on Nutrition and IYCF as TOTs in Odweyne and Burco	35	10	10	143(35 in 2018, and 36 CNWs each year from 2019-2021)	Delayed (CNWs trained only in 5 Villages)
<b>Immediate outcome 1420</b> Enhanced access to community-based malnutrition preventive interventions as well as to screening and treatment of moderate acute malnutrition (MAM) for children and pregnant and lactating women within targeted communities in Burco and Odweyne districts						
<b>Output 1421</b> - Moderately acute malnourished pregnant and lactating women and girls (PLWGs), U5 children, and PLHIV/PLTB provided with treatment and food supplements.	# of U5 children and PLWGs reached with food supplements under TSF Programme	c) 2 500 U5 d) 950 PLWGs	c) 2 924 U5 d) 949 PLWGs	c) 2 924 U5 d) 949 PLWGs	c) 10 000 U5 d) 3 800 PLWGs	On schedule
	# of PLHIV and PLTB reached with food by Prescription programme	150 PLHIV & TB	150 TB	150 TB	600 TB	On Schedule for TB (For HIV consultations with the government ongoing)
<b>Output 1422</b> - Pregnant and lactating women and girls (PLWGs), children under 2, and mothers delivering in MCHN Centres provided with malnutrition preventative interventions.	# of U2 children and PLWGs reached through MCHN programme	c) 2 500 U2 d) 2 500 PLWGs	c) 2 957 U2 d) 707 PLWGs	c) 2 957 U2 d) 707 PLWGs	c) 10 000 U2 d) 3 800 PLWGs	Ahead of Schedule (except for PLWGs)
	# of women reached through MCHN delivery annually	100	353	353	400	Ahead of Schedule
<b>Immediate outcome 1430</b> Improved access to treatment and food support for men and women patients under TB and anti-retroviral treatment in Burco and Odweyne districts						
<b>Output 1431</b> - People living with HIV and TB provided with training on treatment, nutrition education and	# of people living with TB and/or HIV trained and sensitized on	150 people per year	0	0	600	Delayed

PMFs

Outcome/output	Indicator(s) from the PMF	2018 annual target	2018 achievement	2017+2018 achievement (cumulative)	End of Project Target	Status to date
identification of linkages to livelihood and other programs as appropriate	treatment options, nutrition education and Livelihood					
	# of HHs with PLTB and PLHIV people enrolled in livelihoods, through referral system	50 HH per Year	0	0	200 HH	Delayed