

SAVING
LIVES

CHANGING
LIVES



India

Annual Country Report 2019

Country Strategic Plan
2019 - 2023



World Food
Programme

Table of contents

Summary	3
Context and Operations	4
CSP financial overview	6
Programme Performance	7
Strategic outcome 01	7
Strategic outcome 02	8
Strategic outcome 03	10
Cross-cutting Results	12
Progress towards gender equality	12
Accountability to affected populations	12
Environment	12
Changing lives	14
Data Notes	14
Figures and Indicators	16
WFP contribution to SDGs	16
Strategic Outcome and Output Results	17

Summary

India is the second-most populous country in the world. Despite steady economic growth and self-sufficiency in grain production, high levels of poverty, food insecurity and malnutrition persist. India is home to a quarter of all undernourished people worldwide, making the country a priority for tackling hunger on a global scale.

WFP has been present in India for more than 50 years, with work transitioning from food distribution to technical assistance since the country achieved cereal self-sufficiency. With the Government of India providing food through its own safety nets, much of WFP's work in 2019 focused on strengthening these systems to improve their efficiency and effectiveness.

WFP's support to the Ministry of Consumer Affairs, Food and Public Distribution helped strengthen the Ministry's Targeted Public Distribution System (TPDS) – the largest food safety net in the world (800 million beneficiaries) – by improving targeting and community awareness, reducing leakages, and optimizing the supply chain. In recognition of these achievements, Ericsson India Global Services won the Corporate Social Responsibility Project of the Year award for its work with WFP and the Government on ICT-based solutions for food security in the State of Odisha. WFP also initiated a partnership with Mission Shakti, a dedicated directorate of the State Government of Odisha, aimed at supporting nearly 700,000 women's self-help groups in Odisha, with a focus on agriculture, nutrition and livelihoods.

In collaboration with government and other lead institutions, WFP's work on nutrition focused on fortification. A 2018 pilot project, aimed at improving the nutritional value of take-home rations (THR) for children aged 6-36 months under the Government's Integrated Child Development Scheme in Wayanad District of Kerala, was scaled up by the Government across the State in 2019, reaching more than 400,000 children per month. Based on the results of another joint pilot in Dhenkanal District of Odisha, the Government of Odisha scaled up the fortification of mid-day meals to 15 vulnerable districts covering 1.8 million school children. Moreover, the Central Government recently launched a Central Sector Scheme on rice fortification for 15 districts in 15 states serving an estimated number of 15 million TPDS beneficiaries, entirely funded by government resources. By end-2019, this scheme had already been rolled out by some states.

WFP conducted several evaluations of pilot activities that focus on strengthening the Government's safety net programmes. This evidence has served to develop and roll out schemes across states. To strengthen the monitoring and evaluation ecosystem, especially around food and nutrition security, WFP launched a partnership with the Development Monitoring and Evaluation Office of the National Institution for Transforming India (NITI Aayog). In addition, WFP supported the development of food and nutrition security analysis at state and national levels to strengthen the evidence base in these areas.

In partnership with the Ministry of Agriculture and Farmer Welfare and in consultation with various partners, WFP completed a review of the South-South and Triangular Cooperation environment and identified strategic priorities and opportunities for working with the Government. WFP facilitated several learning missions, including from Sri Lanka, Bhutan and Bangladesh to India, with a focus on fortification and school feeding. In addition, an internal cross-learning mission was facilitated between the states of Odisha and Kerala.

Overall, WFP's work in 2019 has provided a stellar example of how WFP's global expertise can be used to strengthen evidence generation, partnerships and government safety nets in a middle-income country like India. Still, the Government of India's Sustainable Development Goal (SDG) Index demonstrates that progress towards SDG 2 targets is slower than towards all other SDGs in most states and union territories, with the exception of SDG 5 (gender equality). One-quarter of the world's malnourished children and a substantial number of the world's food-insecure live in India. Against this background, more needs to be achieved and thus more resources are required for WFP's work in India, in order to reach SDG 2 targets. The GOI and the State Governments have been spending huge amount of funds and that these is ongoing efforts to address food insecurity and malnutrition concern in India and therefore WFP has an opportunity to contribute to improve on these concerns.

Context and Operations



India holds a unique position in the global development landscape: Its progress in economic growth, poverty reduction and cereal self-sufficiency over the last few decades is well recognized. However, important challenges remain, such as persistent inequalities, the highest burden of malnutrition in the world, slow growth in employment, urbanization, frequent disasters and environmental degradation. Furthermore, India faces enormous concern due to climate changes with frequent fall down of cyclone and increased frequency of droughts affecting millions of people threatening their food and nutrition security. As the second-most populous country in the world, India is home to one-quarter of the world's chronically undernourished people (190.7 million).

Parliamentary elections took place from 11 April to 19 May 2019, and the ruling National Democratic Alliance (NDA) remained in power. There were several state elections as well. Since WFP works extensively with the Government, both the national and state elections impacted WFP's work due to implementation of the Model Code of Conduct between March and May, which virtually halted all government action on projects and agreements. After the elections, the

transfer of many senior government officials in WFP's key partner ministries at state and national levels also affected WFP's activities.

On 26 May, Cyclone Fani made landfall in Odisha and caused extensive damage, but losses of lives and livelihoods were minimized thanks to the Government's efforts in disaster risk reduction. The United Nations, including WFP, supported the Damage, Loss and Needs Assessment, in partnership with the State Government.

The Comprehensive National Nutrition Survey, released in 2019, provided updated information on the nutrition status of children and adolescents, including micronutrient deficiencies and their risk factors. The prevalence of stunting reduced from 38.4 percent in 2015-16 to 34.7 percent in 2016-18. However, there was little reduction in the prevalence of acute malnutrition which remained just below 20 percent. The National Institution for Transforming India (NITI Aayog) used these findings to report progress on Sustainable Development Goal 2 targets by state through its SDG monitoring system.

Under the National Food Security Act 2013, the Government of India has been implementing three food-based safety nets, which reach around two-thirds of the population. They include the Targeted Public Distribution System, which targets poor households by providing food grains at a subsidized price to 800 million people each month, the Mid-Day Meals programme which provide cooked meals to around 120 million children, and the Integrated Child Development Services, which provide a package of services related to nutrition, health and pre-school education to around 100 million pregnant and lactating women and children aged 6-71 months.

WFP's Country Strategic Plan (CSP) 2019-2023 aims to support government policies and programmes that deliver food and nutrition security through improved government systems and convergent actions. The CSP comprises three Strategic Outcomes:

Strategic Outcome 1: The most vulnerable people in India are better able to meet their minimum food and nutrition needs all year

Strategic Outcome 2: People at high risk of malnutrition in India, especially women, children and adolescent girls, have improved nutrition by 2025; and

Strategic outcome 3: National and state institutions have enhanced capacity to deliver on SDG 2 and related targets, and collaborate with regional and global partners towards the attainment of SDG 2.

In terms of coverage, in 2019 WFP supported the Government at national and state levels. A geographic focus lay on Odisha, Uttar Pradesh, and Kerala. By seconding staff to the Programme Management Unit of the Ministry of Consumer Affairs, Food and Public Distribution, WFP also supported the Central Government, benefitting 17 states across the country.

To reach the objectives of the CSP, WFP collaborated closely with a wide range of government entities. These included the Ministry of Agriculture and Farmer Welfare – WFP's nodal Ministry; the Ministry of Consumer Affairs, Food and Public Distribution; the Ministry of Women and Child Development; the Ministry of Human Resource Development; the Ministry of Statistics and Programme Implementation; the Development Monitoring and Evaluation Office of NITI Aayog; the National Disaster Management Institute; and the Ministry of External Affairs. In addition, WFP has partnered with the M. S. Swaminathan Research Foundation.

CSP financial overview

WFP's work in India is quite different from WFP's operations in most other countries, as there are no food or cash distributions, and the entire operation focuses on strengthening national capacity in achieving food and nutrition security.

In the first year of India's Country Strategic Plan (CSP) 2019-2023, WFP received overall more funds than required to implement the activities planned for 2019, thanks to generous multi-year contributions. However, a significant share of resources was destined for implementation of activities in the following years, leaving notable funding gaps for activities under Strategic Outcome 3. The main sources of funding included the Government of India and private sector donors. In 2019, those included the General Mills Foundation, Cargill, DSM, Jubilant Bhartia Foundation, Sodexo India, and the Stop Hunger Foundation. In addition, WFP carried over balances from Mastercard, UPS Foundation and Ericsson India donations to the previous CSP and successfully attracted extra-budgetary resources from WFP's 2030 Fund to strengthen India's role in South-South and triangular cooperation.

WFP's fundraising strategy focused on deepening existing relationships and expanding the private sector donor base. India's corporate social responsibility (CSR) law mandates private sector companies to allocate 2 percent of their net profits to CSR. Given global companies' interest in the Indian market, this presented an important funding opportunity for WFP, especially in areas related to nutrition, supply chain, gender and the use of technology for achieving Sustainable Development Goal targets. In line with its fundraising strategy, WFP raised more awareness of its work in India and of the importance of food and nutrition security through increased advocacy campaigns and media engagement. For the coming years, WFP also plans to seek funds for climate and environment activities jointly with other United Nations agencies.

In India, line ministries, state governments and other government agencies utilize their own budgets to cover operational costs for joint activities and programmes with WFP. Following the approval of the CSP in February 2019, WFP signed a formal Memorandum of Understanding with its nodal Ministry, the Ministry of Agriculture and Farmer Welfare, to facilitate the cooperation with the Government under the CSP.

Programme Performance

Strategic outcome 01

The most vulnerable people in India are better able to meet their minimum food needs all year round

Needs-based plan	Implementation plan	Available resources	Expenditures
\$872,992	\$917,621	\$978,743	\$687,335

Strategic Outcome 1 was pursued through Activity 1: Provide policy inputs, advocacy and technical assistance aimed at enhancing the efficiency, targeting, service delivery and supply chain of government programmes for improving access to food.

The Strategic Outcome focused on improving access to food for the most vulnerable populations (Sustainable Development Goal 2.1) by strengthening the Government's Targeted Public Distribution System (TPDS). The TPDS provides food to more than 800 million vulnerable people each month by providing food grains [1] at subsidised prices, at more than half a million Fair Price Shops (FPS) around the country. WFP assisted the Government through data analytics, digitisation and automation, both at national and state levels, improving targeting and community awareness, reducing leakages, and optimising the supply chain.

In addition, WFP linked smallholder farmers, especially women, to government services and improved their access to markets. As many male farmers migrated to urban areas or abroad for better work opportunities, farming has become 'feminized' in many parts of India. With WFP's support, women farmers managed to have more sustainable livelihoods.

The Strategic Outcome was fully funded against the 2019 needs-based plan, which enabled WFP to cover the targeted geographic areas, implement planned activities and meet or exceed all but one output targets. WFP's outputs contributed to solid outcome-level achievements in the areas of partnerships and capacity strengthening.[2]

At national level, WFP's key partner under this Strategic Outcome was the Programme Management Unit (PMU) in the Ministry of Consumer Affairs, Food and Public Distribution. With WFP staff seconded, the PMU provided support to 17 states, for instance through training to state government staff. As a result, trained government officials were able to identify core components of FPS automation and supply chain management systems, which led to a more efficient implementation and monitoring of those processes. WFP's support contributed to significant efficiency and effectiveness gains of the TPDS:

WFP supported data analytics and the creation of dashboards for six states to facilitate analysis, decision-making and strategy development for improved efficiency of the TPDS. This included the development of tools and products to raise community awareness, as well as training and workshops for government stakeholders on technological reforms. Data analytics uses data on various TPDS components such as beneficiary management, FPS automation, supply chain management, and grievance redressal, for evidence-based decision-making and management. Data analytics helps plan, monitor and adjust operations; detect and prevent potential fraud; improve transparency, accountability, cost-efficiency and effectiveness.

WFP's work on the national portability of the TPDS was recognised by the Government's Integrated Management of the Public Distribution System, as it will allow beneficiaries to access rations from anywhere in the country, no matter where they are registered.

In addition, with WFP's technical expertise, the Ministry of Consumer Affairs, Food and Public Distribution analysed the efficiency of Direct Benefit Transfers under the TPDS – a cash-based food subsidy. The WFP-supported review of the system architecture, error detection and coordination between multiple stakeholders enabled the Government to reduce the transactional error rate of bank transfers from 2 percent to 0.2 percent.

Under the National Food Security Act, the Central Government is mandated to provide assistance to the state governments to meet the expenditure incurred on intra-state movement and margins paid to FPS dealers for distributing food grains. Transportation and FPS commission rates were centrally defined in 2015. At the request of the Central Government, WFP has started an assessment of the commission rates of transporters and FPS operators in the TPDS supply chain in seven states. The findings of this assessment will guide the revision of government policies related to the transportation and commission structure.

Uttar Pradesh is the State with the highest number of TPDS beneficiaries (143 million) in India due to its vast size (75 districts) and population of more than 200 million. With technical support from seconded WFP staff, the State Government of Uttar Pradesh successfully completed end-to-end computerisation of the TPDS, which improved the programme's efficiency. All 80,000 FPS in the State transitioned to use biometric authentication. Managed at a central command centre with WFP's support, a GPS tracking of vehicles transporting food grains helped the Government identify and reduce leakages during transportation and save on transportation costs. WFP also developed the content for an Integrated Voice Response System for the State Government's toll-free hotline, targeting TPDS beneficiaries for

awareness and grievance redressal.

In Odisha, WFP collaborated with the State Government and Ericsson India Global Services to assess the procurement and supply chain system of the TPDS. Using advanced analytics, WFP's recommendations for supply chain optimization could help the Government save 32 percent of transportation costs. Based on these recommendations, the Government started updating its supply chain and paddy procurement systems. For its partnership with WFP and the State Government, Ericsson India Global Services won an award for the 'Corporate Social Responsibility (CSR) Project of the Year', at India's Sixth CSR Impact Awards.

WFP's end-line evaluation of the TPDS reforms project (2014-2019) in Bhubaneswar, Odisha, found that many of WFP's recommendations on improving the efficiency of the TPDS were already being implemented by the Government. The evaluation further recommended to continue monitoring and assessing the performance of the system, and to expand the scope of monitoring to more remote areas of the State to improve the programme's overall performance.

To strengthen gender equality and women's empowerment, in late 2019 WFP entered a partnership with Mission Shakti, a dedicated directorate of the State Government of Odisha, for planning, coordination, capacity strengthening, supervision and monitoring of women's empowerment activities. By working with 700,000 women's self-help groups, the collaboration aims to enhance women's role in achieving food security in the State. Strengthened livelihoods and sustainable income generation activities are expected to result in women's increased financial mobility, while gender sensitization sessions and awareness-raising on their rights and entitlements seek to increase social mobility.

A new partnership was also established with the Food Corporation of India and the State Government of Uttarakhand to collaborate in the areas of supply chain and warehouse management. WFP conducted a scoping mission to Uttarakhand in late 2019 to prepare the plan of work for 2020 in that State.

Gender considerations were fully integrated into the implementation of Activity 1, as evidenced by the Gender and Age Marker Monitoring code 3. Gender analysis has been systematically integrated into the TPDS data analytics reports in different states. The proportion of ration cards issued in the name of women heads of households, for instance, was systematically reported. Thanks to systematic monitoring, a TPDS transparency and automation reforms in Uttar Pradesh and Odisha led to the increase in registrations of ration cards in the name of women.

WFP Gender and Age Marker	
CSP Activity	GAM Monitoring Code
Provide policy inputs, advocacy and technical assistance aimed at enhancing the efficiency, targeting, service delivery and supply chain of government programmes for improving access to food (CSI: Institutional capacity strengthening activities)	3

Strategic outcome 02

People with high risk of malnutrition, especially women, children and adolescent girls, in India have improved nutrition by 2025.

Needs-based plan	Implementation plan	Available resources	Expenditures
\$1,214,604	\$1,249,145	\$1,179,157	\$916,059

Strategic Outcome 2 focused on ending all forms of malnutrition by implementing Activity 2: Support state and national governments in improving and integrating nutrition policies and programming, including through enhanced quality, advocacy and gender-transformative, systematic approaches.

In 2019, WFP's work under this Strategic Outcome focused on support for rice fortification under the three food-based safety nets, to address the high levels of anaemia in the country; and improvement of the nutritional content of take-home rations (THR) distributed under the Integrated Child Development Services (ICDS) programme. With support from its Innovation Accelerator, WFP also enhanced social behaviour change communication on fortified rice and the use of IT to strengthen the capacity of cooks and helpers involved in the Mid-Day Meals (MDM) programme.

Funding for Strategic Outcome 2 almost covered the 2019 needs-based plan and enabled WFP to achieve or exceed all output targets. Based on such positive results, two out of three outcome targets were also met.[3] Based on WFP's advocacy and successful pilot projects, the Government of India has allocated USD 28 million for the integration of rice fortification in social safety nets. WFP has already established strong partnerships for this Strategic Outcome, but will need to further expand its partnerships especially with donors and the media.



Following the elections, the Government announced a new Center Sector Scheme (CSS) on rice fortification to address the high levels of anaemia in the country. The scheme will cover 15 districts in 15 states benefiting an estimated 15 million people. As WFP had performed much of the background work for developing the scheme under its previous Country Strategic Plan, NITI Aayog requested WFP to take the lead in implementing the fortification pilots in several states. In 2019, WFP supported the states of Uttar Pradesh, Kerala, Odisha and Chhattisgarh with the CSS roll-out. This entailed contributing to the development of operational guidelines by the Ministry of Consumer Affairs, Food and Public Distribution on cascading the CSS down to the states.

Given that in many states young children struggle to have an adequate diet, THR under the ICDS aimed to improve young children's diets. At the request of NITI Aayog and in partnership with the Public Health Foundation of India, WFP completed a review of the THR distributed in each state under the ICDS. The review found that most THR items were not fortified, low in protein and high in sugar. The findings will inform government policies and guidelines and WFP activities in 2020. In Rajasthan, only 3.4 percent of children have an adequate diet, thus in partnership with the Government of Rajasthan WFP will initiate a project to improve complementary feeding in 2020.

In Kerala, WFP had implemented a pilot project on the local production of fortified THR, between 2016 and 2018. Under the pilot, women's self-help groups received training to fortify THR for the ICDS. In May 2019, the Government of Kerala approved the scale-up of this pilot across the State, with support from WFP. Between May and December 2019, around 1,300 mt of fortified THR were produced by the women's self-help groups. Distributed by the Government on a monthly basis through 33,115 maternal and child health and nutrition centres in the State, the fortified THR reached 400,000 children. To complement the rice fortification efforts, the Government of Kerala created a *Poshan Express Vehicle*, which toured across the State, displaying information, education, and communication materials developed by WFP. That way, 700,000 people from all districts of Kerala had the opportunity to learn how to improve infant and young child feeding practices.

To stimulate peer-to-peer learning between states, WFP facilitated the visit of a delegation from Odisha's State Department of Women and Child Development and Mission Shakti to Kerala to learn more about the local production and distribution of fortified take-home rations. In view of Kerala's roll-out of fortified take-home rations, the visit resulted in an enhanced understanding among the delegation of the systems and processes required for such a roll-out. Consequently, the delegation developed a roadmap and 2020 roll-out plan for Odisha.

In Varanasi District of Uttar Pradesh, WFP fortified 3,070 mt of rice for 292,000 school children who benefited from the MDM programme. WFP also assisted the quality testing of rice, training of school teachers and community sensitization on nutrition and health practices through innovative activities. Under this project, around 3,000 school teachers were trained on appropriate nutrition and health practices for further dissemination to school children. With WFP's support, the State Government sensitized nearly 210,000 people on the fortification of MDM through *Poshan Chetna Rath* – a Nutrition Awareness Vehicle, which toured around 400 villages across the District, displaying awareness materials developed by WFP.

In Odisha, an impact evaluation completed in early 2019 on the effectiveness of fortifying MDM in Dhenkanal District showed improvements in haemoglobin levels of school children aged 6-14 years. The findings were used by the State Government to scale up MDM fortification to 15 tribal districts covering approximately 1.8 million school children. In addition, following WFP's successful completion of model kitchens in the same district in early 2019, the State Government decided to build 12,000 of the same kitchens across the State to enhance food safety and hygiene.

Main partners under this Strategic Outcome were the National Nutrition Mission *Poshan Abhiyan*; the Micro-Nutrient Forum *Poshtik*; the Ministries of Human Resource Development; Consumer Affairs, Food, and Public Distribution; Women and Child Development; the Food Safety Standards Authority of India (FSSAI), the Global Alliance for Improved Nutrition (GAIN); Tata Trust; and Nutrition International (NI). Within the UN system, WFP led the work on fortification for the Results Group on Nutrition, Food Security and Agriculture.

Gender was fully integrated into the implementation of Activity 2, as evidenced by the Gender and Age Marker Monitoring code 3. The baseline evaluation survey of the MDM in Varanasi incorporated gender analysis to assess the coverage and attendance of girls and boys attending government schools in two age levels: 6-11 years (primary) and 12-14 years (upper primary). Gender equality was also a key component of the information, education, and communication activities targeting school children in Varanasi.

WFP Gender and Age Marker	
CSP Activity	GAM Monitoring Code
Support state and national governments in improving and integrating nutrition policies and programming, including through enhanced quality, advocacy and gender-transformative, systematic approaches	3

Strategic outcome 03

National and state institutions have enhanced capacity to deliver on SDG 2 and key related targets and collaborate with regional and global partners towards SDG 2

Needs-based plan	Implementation plan	Available resources	Expenditures
\$1,100,764	\$446,897	\$687,122	\$499,523

Strategic Outcome 3 comprises two activities:

Activity 3: Strengthen institutional capacities at various levels in generating, sharing and using evidence for coordinated planning, roll-out and monitoring of actions for attaining Sustainable Development Goal (SDG) 2.

Activity 4: Facilitate the efforts of the Government of India and other countries to share food security and nutrition knowledge and expertise and provide disaster risk management services for the region.

Strategic Outcome 3 received less than two-thirds of the funds required to implement its needs-based plan for 2019. Consequently, WFP had to seek additional funding opportunities and efficiency gains. To implement Activity 3, WFP prioritized analytical work that could be supported in-house. To complement interventions planned under Activity 4, WFP secured resources from the 2030 Fund. As a result, WFP managed to meet all planned programme outputs, which contributed to reaching three out of four outcome targets.

Under Activity 3, WFP generated a variety of evidence products to inform national and state-level policies and programmes. These included evaluations of pilot activities implemented under the previous Country Strategic Plan, such as completion of the end-line evaluation report on fortification of Mid-Day Meals (MDM) in Dhenkanal District of Odisha. The baseline survey report on MDM fortification in Varanasi District of Uttar Pradesh was also concluded. Both reports were approved by their respective government departments.

When Cyclone Fani hit Odisha in May 2019, WFP participated in a joint post-cyclone Damage, Loss and Needs Assessment with a focus on food and nutrition security, in collaboration with several United Nations agencies, the World Bank and the Asian Development Bank. In addition, WFP partnered with the Planning and Convergence Department of the Government of Odisha to institutionalize food and nutrition security analysis through the finalization of a joint report on the State of Food Security and Nutrition in Odisha. Moreover, WFP completed an assessment for the Government of Odisha that analysed the transparency portal / Management Information System under the Targeted Public Distribution System.

The Food and Nutrition Security Analysis, India, 2019 report was prepared through WFP's partnership with the Ministry of Statistics and Programme Implementation. Launched in June 2019, the report has been recognized as a comprehensive baseline tool to monitor the food and nutrition security situation in India. In addition, WFP entered a strategic and technical partnership with the Development Monitoring and Evaluation Office of NITI Aayog which will focus on national capacity strengthening around evaluation, especially in the areas of food and nutrition security.

At the request of the Ministry of Consumer Affairs, Food and Public Distribution, WFP conducted an assessment of central assistance margins paid for intra-state transportation, handling and Fair Price Shop dealers. The report will inform the Ministry in making decisions on revising the margins.

Lastly, WFP completed a proof-of-concept assessment of IT-enabled teaching and learning for cooks-cum-helpers of MDM in five schools each in the districts of Varanasi (Uttar Pradesh) and Dhenkanal (Odisha). The project was recognized by the WFP Innovation Accelerator and participated in the innovation boot camp.

Under Activity 4, WFP's work focused on disaster risk management, climate change, and South-South and Triangular Cooperation (SSTC).

On disaster risk management (DRM), WFP identified areas within the range of work found in this field, where WFP can play a critical role. Building on the Government of India's capacity and experience, WFP built strategic partnerships around DRM, including with the National Disaster Management Institute.

In the area of climate change, WFP drafted a strategy and participated in the 14th session of the Conference of the Parties of the United Nations Convention to Combat Desertification (UNCCD) in New Delhi. In addition, WFP explored new partnerships and potential joint funding opportunities around climate change, including with the United Nations Development Programme (UNDP).

A systematic review of the Government's SSTC priorities was completed in partnership with the Ministry of Agriculture and Farmers' Welfare. This informed a strategy for leveraging triangular cooperation with India as a recipient and donor. WFP identified strategic priorities and opportunities for engagement with the Government of India based on the

national SSTC policy. A series of cross-country study visits, facilitated by WFP, enabled knowledge sharing between the Government of India and neighbouring countries:

A delegation of government officials from Bangladesh visited India's MDM Scheme to learn and possibly adopt it in Bangladesh. The visit was hosted by the Ministry of Human Resource Development. Delegations of government officials from Sri Lanka and Bangladesh visited the Food Safety and Standards Authority of India to exchange knowledge on fortification. Both delegations have drawn an action plan based on their learnings from the visit and implementation in their own countries. WFP also facilitated an SSTC exchange with Costa Rica to support advocacy for rice fortification and further advance India's fortification programme. In November 2019, senior officials from the Indian Government went on a learning visit to Costa Rica, which has legislation on mandatory fortification of widely consumed commodities including rice. As key takeaways from the mission, the delegation identified best practices that can be adapted to the Indian context: increasing standards on food fortification and monitoring of fortified foods; forming a multi-sectoral National Commission of Micronutrition responsible for all decision-making on food fortification; and working with associations of rice millers on the introduction of fortified rice in food-based safety nets.

Gender was fully integrated into the implementation of Activity 3 and 4, as evidenced by the Gender and Age Marker Monitoring codes 3 for both activities. The national Food and Nutrition Security Report included a gender section to highlight the status of sex-disaggregated data availability on food and nutrition in India. Findings informed the Government of the gaps in generating sex-disaggregated data, without which sound gender analysis is not possible. In addition, the post-cyclone assessment in Odisha included a gender analysis, with a focus on how women and men were differently affected by the disaster, and what their specific needs were in terms of emergency supplies. Some of the findings led to changes in government protocols for responding to emergencies.

WFP Gender and Age Marker	
CSP Activity	GAM Monitoring Code
Facilitate the efforts of the Government of India and other countries to share food security and nutrition knowledge and expertise and provide disaster risk management services for the region	3
Strengthen institutional capacities at various levels in generating, sharing and using evidence for coordinated planning, roll-out and monitoring of actions for attaining SDG 2	3

Cross-cutting Results

Progress towards gender equality

Improved gender equality and women's empowerment among WFP-assisted population

India is marked by persistent gender inequality despite appreciable economic growth and development. Deep-rooted social biases against women in India act even before they are born, reducing their numbers at birth and their chances of survival through their lives, also depriving them of adequate food and nutrition to enable a healthy life. India has slipped from 108th to 112th out of 153 countries in the Global Gender Gap Index 2020.

WFP's programmes of technical assistance to the Government through the schemes covered under the National Food Security Act are based on sound gender analysis and aligned to enhance gender equality and women empowerment. WFP is participating in the wider dialogue on enhancing gender integration in the work of the United Nations (UN) and joint work on gender-transformative projects as a member of the UN Country Team's Results Group on Gender and Youth.

Under Strategic Outcome 1, WFP's support with end-to-end computerization, biometric authentication and installation of electronic point-of-sale machines at Fair Price Shops has helped enhance ownership of ration cards by women. As a result of increased automation and participation of women in buying and selling of rations, WFP has developed information, education, and communication (IEC) materials for the Government of Odisha to educate beneficiaries and Fair Price Shop owners.

Under Strategic Outcome 2, WFP developed messages on the specific nutrition needs of girls and boys, the need to address absenteeism and drop-outs among girls, and on eliminating discriminatory practices in school feeding. These messages were incorporated into training modules, monitoring formats and IEC activities supporting the fortification pilot of Mid-Day Meals in Varanasi. WFP conducted a gender training for the cooperating partners to strengthen their capacity in implementing the gender component effectively.

In preparation for a social behaviour change communication intervention in 2020, WFP conducted a study on social norms and practices that govern intra-household food distribution and consumption in and around Lucknow, Uttar Pradesh. According to the study's findings, household norms of food consumption dictate that women eat at the end, after all other members have had their fill. This often does not leave enough food to satisfy their hunger, especially in low-income households where food is limited. Increasingly, norms are changing due to urbanization and smaller family sizes. All members eat together, though it is still considered inappropriate for a woman to eat before other members. Food taboos associated with pregnancy and for adolescent girls, the desire for thin figures, and growing consumption of fast food further negatively affect the nutritional intake of women and girls in the community.

In addition, jointly with Mission Shakti WFP initiated an assessment in Odisha to guide work on empowering 700,000 women's self-help groups for improved livelihoods and income over the next four years.

Accountability to affected populations

Affected populations are able to hold WFP and partners accountable for meeting their hunger needs in a manner that reflects their views and preferences

Although WFP does not have direct beneficiaries in India, the support to the Government's Targeted Public Distribution System (TPDS) under Strategic Outcome 1 included raising awareness and facilitating two-way communication between beneficiaries and the Government.

At the national level, WFP produced radio jingles and other awareness materials for the Government in order to increase accountability and transparency of the TPDS, to improve community awareness of their entitlements and ensure uptake of services. These materials, translated into several languages and used by multiple states, inform beneficiaries of their rights and entitlements, procedures of grievance redressal and government schemes. In addition, at the grassroots level, WFP developed posters and banners to explain the grievance redressal mechanisms, along with beneficiary entitlements and rights. These visuals were used in three districts of Odisha, reaching around 1,200 Fair Price Shops and providing information to around 1 million TPDS beneficiaries.

Environment

Targeted communities benefit from WFP programmes in a manner that does not harm the environment

India's rapid economic growth has led to substantial gains in life expectancy, agricultural production, literacy, and infrastructure. However, co-existing poverty, inequality and major dependency on climate-sensitive sectors for livelihoods make India susceptible to environmental impact. India's economy is closely tied to natural resources like agriculture, water, and forests. Even a small rise in temperature can negatively affect the economy, environment, and communities. The agrarian population comprises nearly 700 million people, and a major percentage of agricultural land is rainfed.



India is also the world's fourth-largest emitter of greenhouse gases. India's emissions have approximately doubled in the recent past, linked to economic development. The country is highly vulnerable to natural hazards due to geographic and socio-economic conditions including high population density.

Indian cities are reeling under multiple problems, and most pressing of them all is the issue of air pollution. In 2016, a study by the World Health Organization (WHO) found that 14 of the world's 20 most polluted cities belonged to India. New Delhi, in particular, has severely poor air quality. On multiple occasions, the presence of heavy smog has led to the declaration of a public health emergency, flight cancellations, and school closures. Sources of air pollution include vehicular emissions, crop burning, dust generated from construction sites, depleting tree cover and poor waste management.

Against this background, WFP aimed at seeking environmental co-benefits of its programmes, while ensuring that no harm was done to the environment as a result of WFP's operation.

WFP's work in supply chain optimization for the Government's food-based safety nets across the State of Uttar Pradesh resulted in more efficient movements and deliveries of food across the State. This meant shorter trips and less time on the road, resulting in reduced vehicular emissions.

For the Government's Mid-Day Meals programme in Dhenkanal District, Odisha, WFP and Sodexo designed model kitchens that produced less smoke, consumed less fuel, and made provision for safe waste disposal. As a result of WFP's work, the State Government started constructing approximately 12,000 new eco-friendly kitchens across the State, adhering to food safety and hygiene standards. By end-2019, the first 160 of such kitchen sheds were reported completed.

Overall, WFP aimed at running its operation in India in an efficient and sustainable way. To be able to add value and strengthen government policies, programmes and systems nationally and locally with a slim staffing structure, WFP embedded staff in government offices to provide hands-on technical assistance. While this approach benefited WFP's communication, partnerships and advocacy with the Government, it also helped WFP save energy and resources by not having decentralized office premises.

Changing Lives - Right Quantity to Right Beneficiaries at Less Cost

Providing technical assistance to optimize the supply chain of the world's largest food-based safety net

The Targeted Public Distribution System (TPDS) in India is the world's largest food-based safety net, providing access to subsidized food grains to 800 million people in the country. The food is delivered through a vast network of procurement centres, mills, warehouses and Fair Price Shops (FPS). This network has been established over decades with limited use of advance analytics, resulting in inefficiencies and underutilization of resources in the TPDS supply chain.

Using its global expertise in supply chain, WFP undertook a pilot to establish a proof of concept for optimizing the supply chain of the TPDS. The goal was to determine the most cost-effective manner to provide the right quantity of food to the right beneficiaries at the right time by

1. defining alternate optimized supply chain network setups from procurement centres to FPS;
2. clustering the final delivery nodes by 'supply zones' for effective monitoring and management;
3. estimating the quantum of savings feasible under various supply chain setups; and
4. establishing the feasibility of results for on-ground implementation.

In Dhenkanal District of Odisha, where the pilot took place, the Government provided 5,300 mt of subsidized food grains to nearly 928,000 beneficiaries through a network of 80 procurement centres, 12 mills, 10 warehouses and 565 FPS.

After initial scoping missions, WFP developed an optimization tool that explored alternative supply chain network designs for the TPDS in Dhenkanal. Looking at various parts of the supply chain (for example how the paddy moved from farmers to millers, or how food was delivered to distribution points), WFP was able to pinpoint current inefficiencies and propose optimal setups that would significantly reduce the cost of transportation. The proof of concept in Dhenkanal demonstrated significant potential to improve the TPDS supply chain through optimization. At the current transportation rates, the alternative supply chain networks were able to save up to 32 percent (USD 254,000 per year) of food grain transportation cost in this District, without a negative impact on farmers or beneficiaries. Assuming the situation in Dhenkanal was representative of all districts in the State and calculating with 32 million TPDS beneficiaries across the State, estimated savings could amount to USD 8 million per year in Odisha.

In the report 'Optimization of Supply Chain of Targeted Public Distribution System in Dhenkanal, Odisha' [4], findings of the pilot have been documented and shared with all the states across the country by the Government of India. Acknowledging the added value of evidence and recognizing the need to scale up this pilot, in 2019 the Government of India requested WFP to further expand its supply chain optimization support. The next steps will be a state-wide optimization in the geographically challenging State of Uttarakhand and a countrywide supply chain optimization for the Food Corporation of India, which is responsible for procuring, managing and distributing 70 million mt of food grains each year.

Context and operations

Photo is of school children consuming fortified Mid-Day Meals in the Varanasi district of Uttar Pradesh. This is a joint project of Government of Uttar Pradesh and WFP. Photo credit: WFP/Eric Kenefick.

Strategic outcome 01

[1] Under the TPDS, households are categorized as 'Antyodaya Anna Yojana' (AAY) and 'Priority Households' (PHH), where AAY households are entitled to receive 35 kg of food grains per household per month and PHH are entitled to 5 kg of food grains per person per month. Eligible households receive their rations at the subsidized price of INR 3 per kg for rice, INR 2 per kg for wheat and INR 1 per kg for coarse grains.

[2] Under Strategic Outcome 1, WFP's contribution led to the achievement of three out of four capacity strengthening outcome-level targets: (1) improved effectiveness of components of grievances redressal, data analytics and awareness levels among beneficiaries under TPDS; (2) a supply chain management policy developed; and (3) improved effectiveness of Direct Benefit Transfers. Work towards the fourth outcome-level target, increased financial mobility of women, has started in partnership with Mission Shakti. This target remains in place for 2020.

Strategic outcome 02

[3] Policy-level targets under Strategic Outcome 2 are related to the integration of rice fortification in the ICDS and MDM schemes and the formulation of the CSS policy. The following outcome-level targets were achieved in 2019:

WFP's support contributed to the announcement by the Ministry of Women and Child Development, to fortify rice and distribute it under the Anganwadi Services (ICDS) scheme.

The Ministry of Human Resource Development (Department of School Education and Literacy) announced 'Revisions/Modifications of Centrally Sponsored National Programme for Mid-Day Meal in Schools (NP-MDMS)'. WFP has supported the development of this scheme.

WFP's support translated into the formulation of a CSS for the distribution of fortified rice under the Targeted Public Distribution System.

The Ministry of Consumer Affairs, Food and Public Distribution (Department of Food and Public Distribution) published operational guidelines on 'fortification of rice and its distribution under public distribution system'. WFP has been acknowledged as a partner and contributor to these guidelines.

Based on WFP's support to design model kitchens, the State Government of Odisha decided to enhance the infrastructure of kitchens (used to cook MDM for school children) by building 12,000 kitchens following the model across the state to enhance food safety and hygiene.

Strategic outcome 03


Outcome level achievements based on cross-visits of Bangladesh, Sri Lanka and Bhutan are expected to be achieved in 2020.


Changing lives

<https://www.wfp.org/publications/optimisation-supply-chain-targeted-public-distribution-system-dhenkanal-odisha>

Figures and Indicators

WFP contribution to SDGs

 SDG 2: End hunger, achieve food security and improved nutrition and promote sustainable agriculture										
WFP Strategic Goal 1: Support countries to achieve zero hunger					WFP Contribution (by WFP, or by governments or partners with WFP Support)					
SDG Indicator	National Results				SDG-related indicator		Direct			Indirect
		Female	Male	Overall			Female	Male	Overall	
Prevalence of undernourishment	%			14.5	Number of people reached (by WFP, or by governments or partners with WFP support) to improve their food security	Number				148,910,826
Prevalence of moderate or severe food insecurity in the population, based on the Food Insecurity Experience Scale (FIES)	%				Number of people reached (by WFP, or by governments or partners with WFP support) to improve their food security	Number				148,910,826
Prevalence of malnutrition among children under 5 years of age, by type (wasting and overweight)	% wasting	20.1	21.9	21	Number of people reached (by WFP, or by governments or partners with WFP support) with interventions to prevent and treat malnutrition (micronutrient programmes)	Number				1,131,327
Prevalence of stunting among children under 5 years of age	%	37.9	38.9	38	Number of people reached (by WFP, or by governments or partners with WFP support) with stunting prevention programmes	Number				1,131,327

 SDG 17: Strengthen the means of implementation and revitalize the global partnership for sustainable development										
WFP Strategic Goal 2: Partner to support implementation of the SDGs					WFP Contribution (by WFP, or by governments or partners with WFP Support)					
SDG Indicator	National Results				SDG-related indicator		Direct			Indirect
				Overall					Overall	
Dollar value of financial and technical assistance (including through North-South, South-South and triangular cooperation) committed to developing countries	US\$			462,356,200	Dollar value (within WFP portfolio) of technical assistance and country capacity strengthening interventions (including facilitation of South-South and triangular cooperation)	US\$			2,570,620	

Strategic Outcome and Output Results

Strategic Outcome 01	The most vulnerable people in India are better able to meet their minimum food needs all year round	- Nutrition Sensitive - Root Causes						
Activity 01	Provide policy inputs, advocacy and technical assistance to enhance the efficiency, targeting, service delivery, and supply chain of government programmes to improve access to food.	Beneficiary Group	Activity Tag		Planned	Actual		
Output C	Vulnerable people become aware of their entitlements and have improved access to assistance, as a result of convergence, improved targeting and service delivery, and optimized supply chains of social safety nets to meet their basic nutrient needs.							
Output C	Smallholder farmers, especially women, benefit from government programmes, including better supply chain/market integration, to increase their income and improve their sustainable livelihoods.							
Output C	People benefitting from social safety nets become aware of, receive and create a demand for nutritious foods, including fortified foods.							
C.4*	Number of people engaged in capacity strengthening initiatives facilitated by WFP to enhance national food security and nutrition stakeholder capacities (new)							
	Number of government/national partner staff receiving technical assistance and training		Institutional capacity strengthening activities	individual	300	600		
C.5*	Number of capacity strengthening initiatives facilitated by WFP to enhance national food security and nutrition stakeholder capacities (new)							
	Number of technical assistance activities provided		Institutional capacity strengthening activities	unit	2	2		
			Institutional capacity strengthening activities	unit	1	1		
			Institutional capacity strengthening activities	unit	18	20		
	Number of training sessions/workshop organized		Institutional capacity strengthening activities	training session	6	11		
C.6*	Number of tools or products developed or revised to enhance national food security and nutrition systems as a result of WFP capacity strengthening support (new)							
	Number of tools or products developed		Institutional capacity strengthening activities	unit	22	18		

C.7*	Number of national institutions benefitting from embedded or seconded expertise as a result of WFP capacity strengthening support (new)							
	Number of national institutions benefitting from embedded or seconded expertise as a result of WFP capacity strengthening support (new)		Institutional capacity strengthening activities	Number	2	2		
Outcome results				Baseline	End-CSP Target	2019 Target	2019 Follow-up value	2018 Follow-up value
Government; India								
Number of national food security and nutrition policies, programmes and system components enhanced as a result of WFP capacity strengthening (new)								
	Act 01: Provide policy inputs, advocacy and technical assistance to enhance the efficiency, targeting, service delivery, and supply chain of government programmes to improve access to food.	Institutional capacity strengthening activities	Overall	0	=23	=4	3	
Partners; India								
Partnerships Index (new)								
	Act 01: Provide policy inputs, advocacy and technical assistance to enhance the efficiency, targeting, service delivery, and supply chain of government programmes to improve access to food.	Institutional capacity strengthening activities	Overall	5	=18	=8	8	

Strategic Outcome 02	People with high risk of malnutrition, especially women, children and adolescent girls, in India have improved nutrition by 2025.	- Root Causes						
Activity 02	Support state and national governments to improve and integrate nutrition policy and programming, including enhanced quality, advocacy, and systematized approaches.	Beneficiary Group	Activity Tag		Planned	Actual		
Output C	Vulnerable people throughout the lifecycle receive a coherent set of nutrition services and quality nutritious food as a result of improvements to the ICDS and other programmes, which focus on the prevention and treatment of malnutrition, including stunting and moderate acute malnutrition.							
Output C	People in India benefit from the availability and affordability of fortified and nutritious food through supportive policy environment and enhanced food safety and quality standards to improve their micronutrient status.							
Output E*	People benefitting from safety nets receive targeted and gender-responsive social and behavioural change communication to improve their consumption of nutritious diets, feeding and health practices, along with equitable sharing of responsibilities among men and women.							
C.4*	Number of people engaged in capacity strengthening initiatives facilitated by WFP to enhance national food security and nutrition stakeholder capacities (new)							
	Number of government/national partner staff receiving technical assistance and training		Institutional capacity strengthening activities	individual	3,000	3,588		

C.5*	Number of capacity strengthening initiatives facilitated by WFP to enhance national food security and nutrition stakeholder capacities (new)							
	Number of technical assistance activities provided		Institutional capacity strengthening activities	unit	8	8		
			Institutional capacity strengthening activities	unit	1	1		
	Number of training sessions/workshop organized		Institutional capacity strengthening activities	training session	100	103		
			Institutional capacity strengthening activities	training session	10	15		
C.6*	Number of tools or products developed or revised to enhance national food security and nutrition systems as a result of WFP capacity strengthening support (new)							
	Number of tools or products developed		Institutional capacity strengthening activities	unit	10	20		
			Institutional capacity strengthening activities	unit	2	2		
E*.4	Number of people reached through interpersonal SBCC approaches							
	Number of people reached through interpersonal SBCC approaches (male)		Individual capacity strengthening activities	Number	251,919	251,919		
	Number of people reached through interpersonal SBCC approaches (female)		Individual capacity strengthening activities	Number	251,918	251,918		
E*.5	Number of people reached through SBCC approaches using media							
	Number of people reached through SBCC approaches using traditional media (i.e. songs, theatre)		Individual capacity strengthening activities	individual	908,522	908,522		
Outcome results				Baseline	End-CSP Target	2019 Target	2019 Follow-up value	2018 Follow-up value
Children aged 6-23 months; RAJASTHAN								
Proportion of children 6--23 months of age who receive a minimum acceptable diet								

	Act 02: Support state and national governments to improve and integrate nutrition policy and programming, including enhanced quality, advocacy, and systematized approaches.	Institutional capacity strengthening activities	Female Male Overall		3.40	≥70			
--	--	---	--	--	------	-----	--	--	--

Government; India

Number of national food security and nutrition policies, programmes and system components enhanced as a result of WFP capacity strengthening (new)

	Act 02: Support state and national governments to improve and integrate nutrition policy and programming, including enhanced quality, advocacy, and systematized approaches.	Institutional capacity strengthening activities	Overall		0	=10	=3	5	
--	--	---	----------------	--	---	-----	----	---	--

Resources mobilized (USD value) for national food security and nutrition systems as a result of WFP capacity strengthening (new)

	Act 02: Support state and national governments to improve and integrate nutrition policy and programming, including enhanced quality, advocacy, and systematized approaches.	Institutional capacity strengthening activities	Overall		0	=500000	=0	2810000	0
--	--	---	----------------	--	---	---------	----	---------	---

Partners; India

Partnerships Index (new)

	Act 02: Support state and national governments to improve and integrate nutrition policy and programming, including enhanced quality, advocacy, and systematized approaches.	Institutional capacity strengthening activities	Overall		14	=18	=18	14	
--	--	---	----------------	--	----	-----	-----	----	--

Strategic Outcome 03	National and state institutions have enhanced capacity to deliver on SDG 2 and key related targets and collaborate with regional and global partners towards SDG 2	- Emergency Response - Root Causes							
Activity 03	Facilitate institutional capacity at various levels to generate, share and use evidence for coordinated SDG 2 planning, roll-out, and monitoring.	Beneficiary Group	Activity Tag		Planned	Actual			
Output C	Vulnerable people in India benefit from continued recognition of food security and nutrition as a key development priority, coherent and evidence-based SDG 2 related policies and plans, and a convergent approach adopted at various levels to improve their food security and nutrition, education, economic opportunities, and gender equality.								
C.5*	Number of capacity strengthening initiatives facilitated by WFP to enhance national food security and nutrition stakeholder capacities (new)								
	Number of training sessions/workshop organized		Analysis, assessment and monitoring activities	training session	2	2			

	Number of technical assistance activities provided		Analysis, assessment and monitoring activities	unit	1	1		
C.6*	Number of tools or products developed or revised to enhance national food security and nutrition systems as a result of WFP capacity strengthening support (new)							
	Number of tools or products developed		Analysis, assessment and monitoring activities	unit	6	9		
C.7*	Number of national institutions benefitting from embedded or seconded expertise as a result of WFP capacity strengthening support (new)							
	Number of national institutions benefitting from embedded or seconded expertise as a result of WFP capacity strengthening support (new)		Analysis, assessment and monitoring activities	Number	1	1		
Activity 04	Enable the Government of India and other countries to share knowledge and expertise and to provide disaster risk management services for the region.	Beneficiary Group	Activity Tag		Planned	Actual		
Output C	Vulnerable people in the region and globally benefit from India's provision of shared experiences, expertise, and disaster risk management services to have improved social and economic welfare, particularly food security and nutrition							
C.5*	Number of capacity strengthening initiatives facilitated by WFP to enhance national food security and nutrition stakeholder capacities (new)							
	Number of technical assistance activities provided		Institutional capacity strengthening activities	unit	3	3		
	Number of training sessions/workshop organized		Institutional capacity strengthening activities	training session	1	1		
Outcome results				Baseline	End-CSP Target	2019 Target	2019 Follow-up value	2018 Follow-up value
Government; India								
Number of national food security and nutrition policies, programmes and system components enhanced as a result of WFP capacity strengthening (new)								
	Act 04: Enable the Government of India and other countries to share knowledge and expertise and to provide disaster risk management services for the region.	Institutional capacity strengthening activities	Overall	0	=8	=3	0	
Number of national programmes enhanced as a result of WFP-facilitated South-South and triangular cooperation support (new)								

	Act 04: Enable the Government of India and other countries to share knowledge and expertise and to provide disaster risk management services for the region.	Institutional capacity strengthening activities	Overall	0		=3	1	
National and state government; India								
Number of national food security and nutrition policies, programmes and system components enhanced as a result of WFP capacity strengthening (new)								
	Act 03: Facilitate institutional capacity at various levels to generate, share and use evidence for coordinated SDG 2 planning, roll-out, and monitoring.	Analysis, assessment and monitoring activities	Overall	0	=15	=1	1	
Partners; India								
Partnerships Index (new)								
	Act 03: Facilitate institutional capacity at various levels to generate, share and use evidence for coordinated SDG 2 planning, roll-out, and monitoring.	Analysis, assessment and monitoring activities	Overall	7	=18	=8	8	

World Food Programme

Contact info

Bishow Parajuli

WFP.NewDelhi@wfp.org

Cover page photo © © WFP/Aditya Arya

WFP in India

<https://www.wfp.org/countries/india>

Annual Country Report

India Country Portfolio Budget 2019 (2019-2023)

Annual Financial Overview for the period 1 January to 31 December 2019 (Amount in USD)

Annual CPB Overview



Code	Strategic Outcome
SO 1	The most vulnerable people in India are better able to meet their minimum food needs all year round
SO 2	People with high risk of malnutrition, especially women, children and adolescent girls, in India have improved nutrition by 2025.
SO 3	National and state institutions have enhanced capacity to deliver on SDG 2 and key related targets and collaborate with regional and global partners towards SDG 2
Code	Country Activity Long Description
AAA1	Facilitate institutional capacity at various levels to generate, share and use evidence for coordinated SDG 2 planning, roll-out, and monitoring.
CSI1	Enable the Government of India and other countries to share knowledge and expertise and to provide disaster risk management services for the region.
CSI1	Provide policy inputs, advocacy and technical assistance to enhance the efficiency, targeting, service delivery, and supply chain of government programmes to improve access to food.
CSI1	Support state and national governments to improve and integrate nutrition policy and programming, including enhanced quality, advocacy, and systematized approaches.

Annual Country Report

India Country Portfolio Budget 2019 (2019-2023)

Annual Financial Overview for the period 1 January to 31 December 2019 (Amount in USD)

Strategic Result	Strategic Outcome	Activity	Needs Based Plan	Implementation Plan	Available Resources	Expenditures
1	The most vulnerable people in India are better able to meet their minimum food needs all year round	Provide policy inputs, advocacy and technical assistance to enhance the efficiency, targeting, service delivery, and supply chain of government programmes to improve access to food.	872,992	917,621	978,743	687,335
Subtotal Strategic Result 1. Everyone has access to food (SDG Target 2.1)			872,992	917,621	978,743	687,335
2		Non Activity Specific	0	0	725,085	0
	People with high risk of malnutrition, especially women, children and adolescent girls, in India have improved nutrition by 2025.	Support state and national governments to improve and integrate nutrition policy and programming, including enhanced quality, advocacy, and systematized approaches.	1,214,604	1,249,145	1,179,157	916,059
Subtotal Strategic Result 2. No one suffers from malnutrition (SDG Target 2.2)			1,214,604	1,249,145	1,904,242	916,059
5	National and state institutions have enhanced capacity to deliver on SDG 2 and key related targets and collaborate with regional and global partners towards SDG 2	Facilitate institutional capacity at various levels to generate, share and use evidence for coordinated SDG 2 planning, roll-out, and monitoring.	573,182	232,386	430,211	302,530
		Enable the Government of India and other countries to share knowledge and expertise and to provide disaster risk management services for the region.	527,582	214,511	256,911	196,993
Subtotal Strategic Result 5. Countries have strengthened capacity to implement the SDGs (SDG Target 17.9)			1,100,763	446,896	687,122	499,523

Annual Country Report

India Country Portfolio Budget 2019 (2019-2023)

Annual Financial Overview for the period 1 January to 31 December 2019 (Amount in USD)

Strategic Result	Strategic Outcome	Activity	Needs Based Plan	Implementation Plan	Available Resources	Expenditures
	Non SO Specific	Non Activity Specific	0	0	1,585,256	0
Subtotal Strategic Result			0	0	1,585,256	0
Total Direct Operational Cost			3,188,359	2,613,662	5,155,364	2,102,917
Direct Support Cost (DSC)			320,000	386,299	580,785	324,642
Total Direct Costs			3,508,359	2,999,961	5,736,149	2,427,559
Indirect Support Cost (ISC)			228,043	194,997	261,341	261,341
Grand Total			3,736,402	3,194,959	5,997,490	2,688,899



Brian Ah Poe
Chief

Contribution Accounting and Donor Financial Reporting Branch

Columns Definition

Needs Based Plan

Latest annual approved version of operational needs as of December of the reporting year. WFP's needs-based plans constitute an appeal for resources to implement operations which are designed based on needs assessments undertaken in collaboration with government counterparts and partners

Implementation Plan

Implementation Plan as of January of the reporting period which represents original operational prioritized needs taking into account funding forecasts of available resources and operational challenges

Available Resources

Unspent Balance of Resources carried forward, Allocated contribution in the current year, Advances and Other resources in the current year. It excludes contributions that are stipulated by donor for use in future years

Expenditures

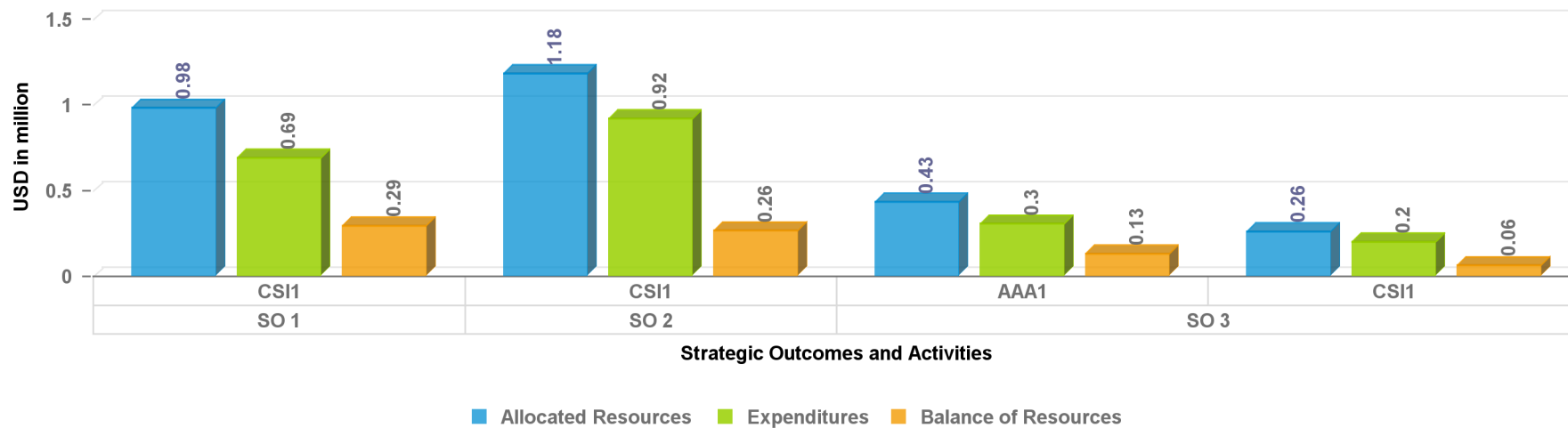
Monetary value of goods and services received and recorded within the reporting year

Annual Country Report

India Country Portfolio Budget 2019 (2019-2023)

Cumulative Financial Overview as at 31 December 2019 (Amount in USD)

Cumulative CPB Overview



Code	Strategic Outcome
SO 1	The most vulnerable people in India are better able to meet their minimum food needs all year round
SO 2	People with high risk of malnutrition, especially women, children and adolescent girls, in India have improved nutrition by 2025.
SO 3	National and state institutions have enhanced capacity to deliver on SDG 2 and key related targets and collaborate with regional and global partners towards SDG 2

Code	Country Activity - Long Description
AAA1	Facilitate institutional capacity at various levels to generate, share and use evidence for coordinated SDG 2 planning, roll-out, and monitoring.
CSI1	Enable the Government of India and other countries to share knowledge and expertise and to provide disaster risk management services for the region.
CSI1	Provide policy inputs, advocacy and technical assistance to enhance the efficiency, targeting, service delivery, and supply chain of government programmes to improve access to food.
CSI1	Support state and national governments to improve and integrate nutrition policy and programming, including enhanced quality, advocacy, and systematized approaches.

Annual Country Report

India Country Portfolio Budget 2019 (2019-2023)

Cumulative Financial Overview as at 31 December 2019 (Amount in USD)

Strategic Result	Strategic Outcome	Activity	Needs Based Plan	Allocated Contributions	Advance and Allocation	Allocated Resources	Expenditures	Balance of Resources
1	The most vulnerable people in India are better able to meet their minimum food needs all year round	Provide policy inputs, advocacy and technical assistance to enhance the efficiency, targeting, service delivery, and supply chain of government programmes to improve access to food.	872,992	978,743	0	978,743	687,335	291,408
Subtotal Strategic Result 1. Everyone has access to food (SDG Target 2.1)			872,992	978,743	0	978,743	687,335	291,408
2	People with high risk of malnutrition, especially women, children and adolescent girls, in India have improved nutrition by 2025.	Support state and national governments to improve and integrate nutrition policy and programming, including enhanced quality, advocacy, and systematized approaches.	1,214,604	1,179,157	0	1,179,157	916,059	263,098
		Non Activity Specific	0	725,085	0	725,085	0	725,085
Subtotal Strategic Result 2. No one suffers from malnutrition (SDG Target 2.2)			1,214,604	1,904,242	0	1,904,242	916,059	988,184

Annual Country Report

India Country Portfolio Budget 2019 (2019-2023)

Cumulative Financial Overview as at 31 December 2019 (Amount in USD)

Strategic Result	Strategic Outcome	Activity	Needs Based Plan	Allocated Contributions	Advance and Allocation	Allocated Resources	Expenditures	Balance of Resources
5	National and state institutions have enhanced capacity to deliver on SDG 2 and key related targets and collaborate with regional and global partners towards SDG 2	Facilitate institutional capacity at various levels to generate, share and use evidence for coordinated SDG 2 planning, roll-out, and monitoring.	573,182	430,211	0	430,211	302,530	127,681
		Enable the Government of India and other countries to share knowledge and expertise and to provide disaster risk management services for the region.	527,582	256,911	0	256,911	196,993	59,918
Subtotal Strategic Result 5. Countries have strengthened capacity to implement the SDGs (SDG Target 17.9)			1,100,763	687,122	0	687,122	499,523	187,599
	Non SO Specific	Non Activity Specific	0	1,585,256	0	1,585,256	0	1,585,256
Subtotal Strategic Result			0	1,585,256	0	1,585,256	0	1,585,256
Total Direct Operational Cost			3,188,359	5,155,364	0	5,155,364	2,102,917	3,052,447
Direct Support Cost (DSC)			320,000	580,785	0	580,785	324,642	256,143
Total Direct Costs			3,508,359	5,736,149	0	5,736,149	2,427,559	3,308,590
Indirect Support Cost (ISC)			228,043	297,646		297,646	297,646	0
Grand Total			3,736,402	6,033,795	0	6,033,795	2,725,205	3,308,590

This donor financial report is interim



Brian Ah Poe
Chief

Contribution Accounting and Donor Financial Reporting Branch

31/01/2020 14:52:37

Columns Definition

Needs Based Plan

Latest approved version of operational needs. WFP's needs-based plans constitute an appeal for resources to implement operations which are designed based on needs assessments undertaken in collaboration with government counterparts and partners

Allocated Contributions

Allocated contributions include confirmed contributions with exchange rate variations, multilateral contributions, miscellaneous income, resource transferred, cost recovery and other financial adjustments (e.g. refinancing). It excludes internal advance and allocation and contributions that are stipulated by donor for use in future years.

Advance and allocation

Internal advanced/allocated resources but not repaid. This includes different types of internal advance (Internal Project Lending or Macro-advance Financing) and allocation (Immediate Response Account)

Allocated Resources

Sum of Allocated Contributions, Advance and Allocation

Expenditures

Cumulative monetary value of goods and services received and recorded within the reporting period

Balance of Resources

Allocated Resources minus Expenditures