

SAVING
LIVES

CHANGING
LIVES



Cambodia

Annual Country Report 2019

Country Strategic Plan
2019 - 2023



World Food
Programme

Table of contents

Summary	3
Context and Operations	6
CSP financial overview	8
Programme Performance	9
Strategic outcome 01	9
Strategic outcome 02	10
Strategic outcome 03	11
Strategic outcome 04	13
Strategic outcome 05	15
Cross-cutting Results	17
Progress towards gender equality	17
Protection	17
Accountability to affected populations	17
Environment	18
Partnerships	19
Data Notes	19
Figures and Indicators	21
WFP contribution to SDGs	21
Beneficiaries by Age Group	22
Beneficiaries by Residence Status	22
Annual Food Transfer	22
Annual Cash Based Transfer and Commodity Voucher	23
Strategic Outcome and Output Results	24
Cross-cutting Indicators	34

Summary

The launch of WFP's Country Strategic Plan (CSP) 2019-2023 ushers in a new phase in WFP's contribution to Cambodia's sustained and equitable growth and development. This marks a new stage for WFP, having first transitioned in 2011 from relief and recovery programming to development assistance in Cambodia. It also marks 40 years since WFP's first support to the Cambodian people following years of civil conflict. The endorsement by the Ministry of Foreign Affairs and International Cooperation and the renewed collaboration with key government institutions effectively anchors WFP's new five-year plan within Cambodia's national strategic priorities and its ambitious growth development agendas for 2030 (reaching the Sustainable Development Goals - SDGs - and higher middle-income status) and 2050 (high-income status). WFP developed four new long-term strategic agreements with national institutions to complement the central agreement signed between WFP and the Government of Cambodia.

During the first year of the CSP, WFP worked to create a robust foundation for capacity strengthening, while scaling back the direct programme implementation portfolio. WFP undertook national needs mapping exercises to formulate action plans over the breadth of the CSP. A multi-stakeholder, holistic, systems-strengthening approach aims to support national capacities in policymaking, institutional effectiveness and accountability, strategic planning and financing, programming design, delivery and monitoring and evaluation, and engagement of communities, civil society and private sector where appropriate.

WFP has closely collaborated with the Ministry of Education, Youth and Sport and the Ministry of Economy and Finance. As a result, the Government has adopted all WFP-supported take-home rations into the national scholarship programme and made a concrete commitment and fund allocation to start the implementation of home-grown school feeding activities from the school year 2019-2020. WFP continued to provide guidance, training, and assistance in developing information and management support systems.

WFP revived the collaboration with the National Council for Sub-National Democratic Development Secretariat and with the Council for Agricultural and Rural Development to empower and strengthen the capacity of subnational authorities to integrate climate change adaptation and food security and nutrition actions into their local development and investment plans. Furthermore, together with the National Committee for Disaster Management, WFP made extensive preparations for the design and construction of safe evacuation centres, which will be built in 2020. Together, they also enhanced real-time information systems, coordination and analytics in support of more effective preparedness and response from the Government and other national and international humanitarian actors. 2019 saw an increased demand for mentoring and coaching of subnational counterparts in this area, particularly during the flood season. WFP's support to the Government's data management and analytics, formulation of national strategies, and the preparation of the voluntary SDG reporting, contributed to the Government's commitment to reach national zero hunger goals.

While scaling up technical and strategic support roles, WFP continued direct programme implementation, in collaboration with the Ministry of Education, Youth and Sport and various other partners. Under its school feeding programme, WFP provided daily hot meals to pre-primary and primary schoolchildren through direct food and cash-based transfers to schools. WFP's programme also aimed at supporting dietary diversity, nutritional awareness, improving infrastructure and behaviour for improved water, sanitation and hygiene, and enhancing life skills and literacy.

At the centre of the CSP is a transformation of WFP's role and partnerships to pursue joint targets in food security, nutrition, social protection and emergency preparedness and response. While reinforcing relations with traditional programme partners, 2019 saw WFP also pursuing more diversified and complementary partnerships, as well as collaboration with local and regional technical and academic partners. With the United Nations reform fully embraced by government actors in Cambodia, WFP sought greater engagement between various agencies, particularly the Rome-based agencies, through joint funding proposals, complementary activity implementation, and coordinated support to government counterparts. WFP also promoted this greater engagement through the United Nations Development Assistance Framework (UNDAF) results, the SDG accelerators and the Scaling Up Nutrition (SUN) coordination. Collaboration with resource partners evolved towards greater joint programme strategy development and diversification of the resource portfolio, including an exploration of greater local private sector engagement.

314,333

Total Beneficiaries in 2019

of which 1,536 is the estimated number of people with disabilities (691 Female, 845 Male)

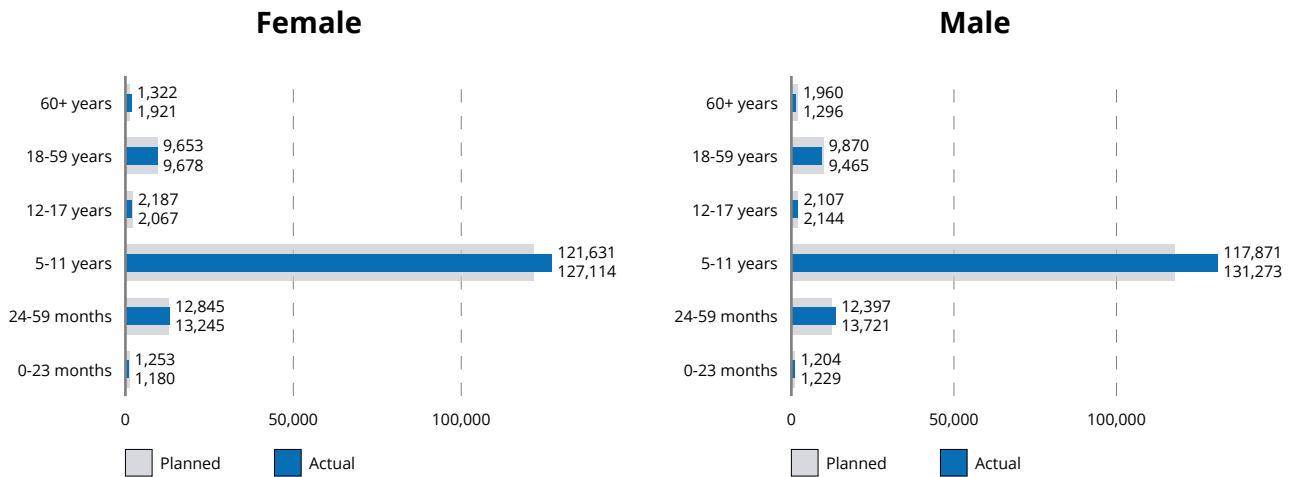


49% female

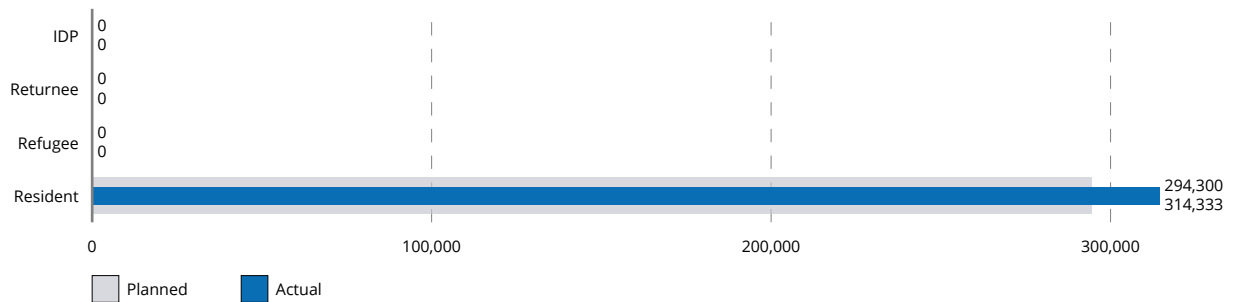


51% male

Beneficiaries by Sex and Age Group



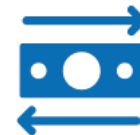
Beneficiaries by Residence Status



Total Food and CBT

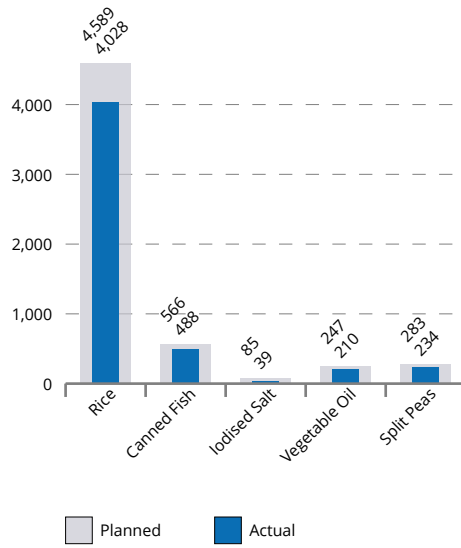


5,000 mt
total actual food transferred in 2019
of 5,770 mt total planned

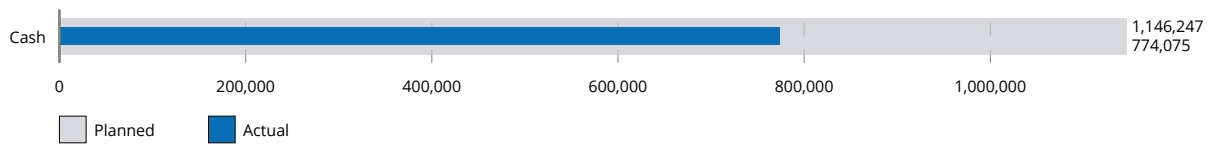


US\$ 774,075
total actual cash transferred in 2019
of \$US 1,146,247 total planned

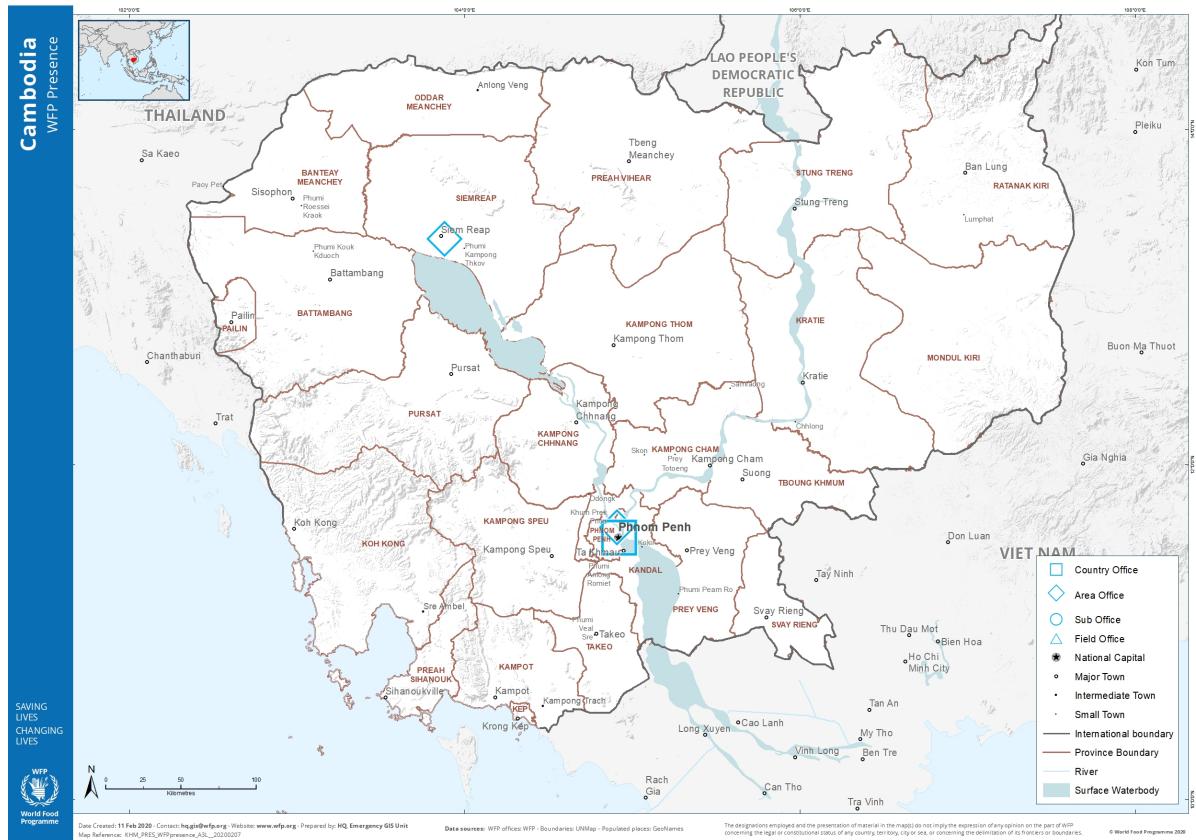
Annual Food Transfer



Annual Cash Based Transfer and Commodity Voucher



Context and Operations



Cambodia's economy remained strong in 2019 with a growth in gross domestic product (GDP) of around 7 percent [1]. Cambodia ranked 146 out of 189 countries on the Human Development Index (HDI) and 77 out of 117 countries on the Global Hunger Index, with a score of 22.8 indicating serious hunger challenges. Steady economic progress has contributed to a significant drop in the national poverty rate from 53 percent in 2004 to an expected rate below 10 percent in 2019 [2]. The 2019 HDI shows that Cambodia has one of the world's fastest rates of improvement in life expectancy and education. Similarly, literacy and primary school enrolment have increased, and child mortality and maternal health have improved.

Despite these gains, inequality is on the rise in both urban and rural areas with the largest increase seen in the rural areas [3]. Children from poor rural families, ethnic minorities, and children with disabilities are more likely to be excluded from primary school with gender disparities affecting both primary and secondary education [4].

The double burden of under- and overnutrition is a rising concern in Cambodia. It is a major contributor to mortality rates and decreased overall well-being and productivity in the population. These changes are spurred by factors including rapid urbanization, migration, income inequality and the environment. Undernutrition is estimated to cause Cambodia losses of 1.7 percent of its annual gross domestic product [5]. Undernutrition rates remain high with 32 percent of children under five years of age who are stunted, 24 percent underweight and 10 percent wasted. Some 21 percent of Cambodia's households have difficulty accessing an affordable and nutritious diet, with peaks of 66 percent in most affected areas. Children between 6 and 23 months and adolescent girls are most affected by this challenge. While 28 percent of adolescent girls are undernourished, some 31 percent of older women are overweight or obese; overall, 18 percent of women are overweight or obese. [6]

Cambodia's food system remains vulnerable to recurrent stresses and chronic climate trends. The food security of vulnerable populations living in rural communities, especially smallholder farmers, is especially at risk. Climate-change-related events dramatically affect crop production, especially paddy rice grown by smallholder farmers. Limited diversification of income sources further exacerbates the vulnerability of these farmers and their families. This makes it difficult for them to feed their households, leading to malnourishment and missed school for children.

In 2019, ten provinces experienced flooding along the Mekong Basin and Tonle Sap River, while water shortages affected other areas due to higher-than-average temperatures and lower-than-average precipitation. Rising temperatures pose a considerable threat especially to livelihoods of the poor and persons with disabilities, who often do not have equitable access to resources to mitigate impacts. Households headed by women are more vulnerable to food security impacts following *El Niño* shocks than households headed by men [7]. A government report from 2018 predicted that rising temperatures may lower labour productivity, as well as total GDP, by as much as 10 percent by 2050 [8].

The Government showed strong efforts to improve food and nutrition security through national policies such as the National Strategy for Food Security and Nutrition (2019–2023), National Strategic Development Plan (2019–2023) and Rectangular Strategy for Growth, Employment, Equity and Efficiency Phase IV. Other relevant strategies and policies include the Fast Track Road Map for Improving Nutrition (2014–2020), Cambodia Climate Change Strategic Plan (2014–2023), National Action Plan for Disaster Risk Reduction (2014–2018), National Social Protection Policy Framework (2016–2025) and Education Strategic Plan (2019–2023).

In 2019, the Government of Cambodia tripled the budget allocation to subnational administrations to implement policies and support the decentralization and administrative reform process. The Government increased its 2020 budget for social sectors to 37.4 percent — an 8.9 percent increase compared to the previous year. The Education Strategic Plan (2019–2023) reflects the Government’s priority to upgrade the education sector to address emerging labour market needs. It recognizes the importance of social assistance for learners to promote greater equality in access to education.

WFP supports the Government towards achieving Sustainable Development Goal 2. The Country Strategic Plan 2019–2023 aims to strengthen the Government’s capacities at the national and subnational level and with systems that can be fully nationally owned. WFP works towards five strategic outcomes to promote 1) enhanced access to nutritious diets and quality education for girls and boys at pre-primary and primary schools; 2) strengthened subnational infrastructure, knowledge and data management, entrepreneurship and governance for resilient local food systems; 3) improved information management, analytics, coordination and response planning for strengthened disaster risk management; 4) enhanced evidence-based policy and strategy direction and stakeholder engagement on food security, nutrition and social protection; and 5) on-demand supply chain services to humanitarian and development partners.

CSP financial overview

The Cambodia Country Strategic Plan (CSP) 2019 – 2023 received 105 percent of resources required for 2019. Due to considerable un-forecasted contributions from the United States Department of Agriculture (USDA), the Government of Japan, and the European Civil Protection and Humanitarian Aid Operations (ECHO), WFP revised the budget towards year-end, increasing the total five-year budget from USD 50 million to USD 72 million. Multi-year contributions confirmed in 2019 resulted in availability of 324 percent of 2019 funding requirements, though the majority of these funds are earmarked for activities in coming years. This increase in resources meant that WFP was able to continue implementing the school meal programme while strengthening the Government's capacity to establish the national school feeding programme, develop safe evacuation centres, and implement activities relating to crisis management and disaster risks reduction.

WFP's activities under Strategic Outcome 1 in 2019 accounted for 77 percent of the total budget and 89 percent of total expenditure. Thanks to a renewal of contributions by long-standing resource partners from USDA, the Government of Cambodia and private sector donors such as MasterCard, Latter Day Saints Charities, private donors in China through the Tencent platform, and the Japan Association for WFP, WFP could continue transitioning the school feeding programme to a home-grown approach. These contributions also supported capacity strengthening to enable the Government to start direct implementation in November for the 2019-2020 school year. Under Strategic Outcome 1, confirmation of multi-year contributions from USDA, Japan, and the Government of Cambodia as well as anticipated support from the Korea International Cooperation Agency (KOICA) also enabled WFP to establish a long-term transition plan.

In 2019, WFP was able to initiate activities in support of Strategic Outcome 2, thanks to the Government of Japan and WFP's multilateral fund contributions, which respectively aimed at building safe evacuation sites and enhancing community-based climate change adaptation. Whereas activities in 2019 were mostly preparatory and consultative in nature, WFP will be able to implement many of these activities and increase expenditure in 2020.

WFP stepped up efforts in pursuit of Strategic Outcome 3 with contributions from the United States Office of Foreign Disaster Assistance (OFDA) and the Government of Japan. This involved strengthening collaboration with the National Committee for Disaster Management and the Humanitarian Response Forum for greater disaster information and response management. The contributions were key to enabling technical backstopping and support during the 2019 flood season and planning for enhanced preparedness activities in early 2020, under newly appointed leadership at the National Committee in mid-2019.

Under Strategic Outcome 4, OFDA and USDA funds, complemented by the new contribution from Japan, supported WFP to continue Activity 4 in developing suitable national digital information management systems. Efforts were maintained under Activity 5, with funding balances from the previous Transitional Interim CSP, focused at analytics and national strategy development. Support from private sector donors to the school feeding programme facilitated continued advocacy for the specific needs of school-aged children in national food security, nutrition and social protection platforms. With joint UN funds WFP contributed to SDG acceleration work on data management and nutrition engagement.

Successful resource mobilization efforts and the confirmation of a two-year grant from ECHO will enable stepping up efforts across Strategic Outcomes 3 and 4 in 2020, while confirmed funding from the WFP 2030 grant will offer extra-budgetary support to complement national food security and nutrition analytics under Activity 5.

Supply chain services provided under Strategic Outcome 5 were smaller than planned in 2019. Expenditures were covered through cost-recovery mechanisms by the main client, United Nations Office for Project Services (UNOPS).

Programme Performance

Strategic outcome 01

Vulnerable communities in Cambodia have access to nutritious, safe, diverse, convenient, affordable and preferred foods by 2025

Needs-based plan	Implementation plan	Available resources	Expenditures
\$9,476,237	\$9,384,402	\$21,507,496	\$8,506,424

In support of Strategic Outcome 1, WFP continued to provide nutritious meals to pre-primary and primary schoolchildren through the school feeding programme, while helping to strengthen the capacity of the Ministry of Education, Youth and Sport to establish a national school feeding programme. Overall expenditure under Strategic Outcome 1 is 91 percent compared to the implementation plan, and 90 percent compared to the needs-based plan. The confirmation of a new grant in September assured available resources under this Strategic Outcome for the next four-year period.

Nutritious meals for pre-primary and primary schoolchildren

In 2019, WFP and the Government provided freshly prepared breakfast or lunch to 279,821 boys and girls from food-insecure communities, with poor educational statistics. Seventy-nine percent of the meals were prepared using commodities that were centrally sourced and delivered to the schools by WFP (traditional model) while 10 percent were prepared with ingredients that were procured in the local communities through the home-grown school feeding (HGSF) approach; 11 percent of the meals were a hybrid of these modalities. The Government encourages the transition to the home-grown model to promote diversified fresh food, thus enhancing children's dietary intake and healthy eating habits, and stimulate the local economy through direct trade between local suppliers and schools.

Traditional school meals consisted of rice (52 percent of which was fortified with micronutrients), fortified vegetable oil, canned fish, and yellow split peas; iodized salt was contributed by the communities. The home-grown model — using a nutritionally balanced menu, with local recipes, and quality and safety safeguards — sourced rice, vegetables, and meat, fish or eggs from local farmers while vegetable oil and salt were sourced from local markets. The hybrid meals combined in-kind rice and vegetable oil with local fresh produce and iodized salt.

In 2019, 888 cooks, and school-, provincial- and district-level education officials benefited from training on food safety and nutrition. A review of health and nutrition information tools will inform future social and behaviour change communication. In 2019, 267 out of 1,097 supported schools implemented the HGSF model, benefiting 56,065 children (25 percent of total).

Despite adequate resources, the amount of cash to schools and food utilized for the preparation of daily meals deviated from the plan due to fluctuations in the number of feeding days and children attending the daily meal service, as well as shifts in the transition schedule from traditional to hybrid/home-grown school feeding during the school year.

Together with World Education Inc, World Vision and Plan International, WFP and the Government worked to enhance literacy, build and rehabilitate school infrastructure, and improve health, nutrition, water, sanitation and hygiene education in 585 schools as part of a holistic package for enhanced learning and school health and nutrition.

Food diversity for health and nutrition among school-aged children is gaining interest. Outcome assessments showed that schoolchildren's diets include 4 to 5 food groups (out of 7) and 73 percent of children showed moderate to high dietary diversity. School meals, which provide four or more food groups and/or fortified foods, are provided on 187 out of 228 school days and make an important contribution to children's dietary adequacy.

Educational outcomes continue to be a primary government objective. According to the Government's education management information system, in the school year 2018-2019, the districts with school feeding support had a stronger net enrollment rate (99.2 percent against 91.8 percent), completion rate (85.3 percent against 81.9 percent) and dropout rate (4.5 percent against 4.8 percent) than those without the programme.

Engaging local suppliers, producers and entrepreneurs

Following continued scale-up of the HGSF approach, 133 suppliers and producers participated in the programme, which contributed USD 774,075 to their local economies. The funds enabled schools to engage in a transparent bidding process for local ingredients, building the capacities of local authorities and suppliers. Following consultation with suppliers, adjustments were made to the bidding procedures to enhance effective and equitable participation.

A routine remote market price monitoring mechanism was put in place in late 2019 with a local call centre. Work was initiated to explore engagement of local entrepreneurs around unhealthy snack behaviour in schools as well as to locally fortify rice with micronutrients (see partnerships section).

Addressing household food security

The provision of free meals to schoolchildren offers households an opportunity to reinvest the savings into improvements in their household food basket by sourcing more and/or more nutritionally adequate foods. The outcome assessments conducted in 2019 found that 96 percent of students' households showed an acceptable food consumption, which is substantially higher than the 81 percent found in comparably poor and food-insecure households nationally [9], indicating that most households had sufficient calorie intake. They spent 55 percent of their income on food — similar to the national average in that target group. While this suggests that these families remain vulnerable to food insecurity caused by price fluctuations, it indicates that they invested the same portion of their income in food, despite the reduction in basic expenses due to free school meals. This may explain the higher food consumption score.

However, nutritional adequacy continues to be a challenge as only two-thirds of households consumed Vitamin A-rich foods and 76 percent consumed Haem Iron-rich foods on a daily basis (seven-day recall). Protein consumption was higher, with 91 percent of households reporting daily consumption in the previous week. Greater insights are needed in household food consumption dynamics to help influence nutrition social and behaviour change and promote healthy eating habits.

Enhancing capacities for national HGFS

2019 was a year of critical benchmarks in the transition to national ownership. The Ministry of Education, Youth and Sport assumed full responsibility for the scholarships programme by absorbing the take-home rations into the national scheme. A tailored information system to facilitate scholarship programme management, developed with support from WFP, was adopted by the Ministry and is being rolled out across all provinces with support from the United Nations Children's Fund (UNICEF).

Simultaneously, efforts to start the Government's direct financing and implementation of HGFS were accelerated with the inclusion of HGFS targets in the 2019-2023 Education Strategic Plan and the allocation of domestic finances by the Ministry of Economy and Finance for fiscal years 2019-2021. From the start of the school year 2019-2020, the Government assumed responsibility for the implementation of HGFS in 205 schools, 123 of which were transitioned from WFP's prior support; WFP will provide technical support in 82 new schools. The Government allocated USD 1.8 million as its initial direct investment, scaling up to more than USD 4 million over the course of the next five years.

While preparing for a greater role in direct implementation, the Ministry of Education Youth and Sport and the National Social Protection Council under the Ministry of Economy and Finance benefited from WFP support in the formulation and endorsement of national operational frameworks and guidelines, and the development of information management tools to aid programme implementation. The development of a school meals policy was initiated in 2019 and will be completed in 2020.

WFP continued to mentor and coach counterparts at national and subnational levels in the successful management of the school meals programme. Checklists, self-learning tools and job aides were developed to assist cooks, teachers and administrators to assure minimum safety and quality standards, consistent with the School Health Policy endorsed in 2019, while minimum standards for kitchen facilities are under development. At subnational level, increasing community engagement, supporting cook remunerations and complementary ingredients (salt, herbs etc.), enhanced sustainable programme implementation.

Gender and Age Marker (GAM) Monitoring

WFP fully integrated gender into the implementation of WFP's activities particularly with the provision of meals to girls and boys under Strategic Outcome 1, as evidenced by the average GAM score of 3.

WFP Gender and Age Marker	
CSP Activity	GAM Monitoring Code
Provide implementation support and technical assistance, including support to evidence-based policy and programme development, to national and subnational public and private sector actors engaged in social safety nets, particularly home-grown school feeding.	3

Strategic outcome 02

Poor and vulnerable communities in Cambodia are more resilient to shocks and stresses in the food system by 2023

Needs-based plan	Implementation plan	Available resources	Expenditures
\$1,207,664	\$876,839	\$1,941,809	\$108,295

No activities were originally foreseen in 2019 in pursuit of Strategic Outcome 2. However, thanks to the receipt of earmarked funds, WFP was able to pursue two lines of work: 1) the development of safe evacuation sites for the protection of lives and livelihoods in areas prone to localized flooding, and 2) the empowerment of local commune leadership in the integration of climate change adaptation actions and food security and nutrition considerations into development and investment plans and programmes. With the recently approved CSP budget revision in December and the unanticipated donor funds the needs-based plan for Strategic Outcome 2 increased significantly compared to the implementation plan.

Activities in 2019 were mostly preparatory and consultative in nature, to establish solid foundations for implementing these activities in 2020; trainings introduced in the 2019 plan through a CSP budget revision were rolled over into 2020. Lower expenditures under Strategic Outcome 2 were caused by the extensive investment in the preparatory work including various stakeholder consultations with the community, local authority, design and construction companies, the Government and WFP HQ team to ensure quality construction.

Infrastructure for greater resilience

WFP, the National Committee for Disaster Management and its subnational representatives, civil society and community-based organizations undertook participatory assessments in high-risk areas in Kampong Thom, Kampong Chhnang and Pursat provinces. Extensive consultations undertaken in 2019 will ensure that the design of the safe evacuation centres will address key community needs and interests, including gender, age and disability considerations. Further, local and international construction experts helped with preparations to ensure that building activities will be undertaken in 2020 in compliance with national laws and regulations, and international best practice, resulting in structurally sound facilities. This is particularly important in view of the current construction boom in Cambodia and associated calamities experienced during 2019. Preparations are under way to start construction in 2020.

Commune planning for resilient food systems

WFP, together with the Council for Agricultural and Rural Development and the non-government organization Action Against Hunger, continued to develop guidance to support commune authorities on integrating food security and nutrition into their development and investment plans. Action Against Hunger and the Deutsche Gesellschaft für Internationale Zusammenarbeit (GIZ) tested the materials in selected communes and, with WFP support, will publish these in 2020 in collaboration with the Council for Agricultural and Rural Development, the National Council for Sub-National Democratic Development Secretariat and the Ministry of Planning.

Further, WFP and Council revived their efforts, as part of a new multi-year strategic partnership, towards the integration of climate change adaptation into commune prioritization and action planning. This will involve facilitating community assessments, training and coaching to ensure inclusion of climate actions in the 2021 annual planning process (which starts in May 2020), as well as sourcing grants to top up commune budgets.

These partnerships offered WFP a platform to start mapping strategic long-term capacity needs and formulate action plans which will be further elaborated on in 2020. WFP's participation in national coordination platforms around climate change also continued to facilitate identification of critical gaps and opportunities for future collaborative action. Increasing interest in food systems approaches in Cambodia will pave the way for further development of synergistic programmes, particularly towards the United Nation's joint 'sustainable living' outcome. In 2019, a first joint WFP, FAO and UN Women proposal for greater community disaster and climate change resilience was unfortunately unsuccessful.

Gender and Age Marker Monitoring

Gender was integrated in the activities under this Strategic Outcome in 2019, though not directly engaging first tier beneficiaries. The Gender Age Marker for Monitoring, which measures mostly direct engagement with beneficiaries, therefore remained zero.

WFP Gender and Age Marker	
CSP Activity	GAM Monitoring Code
Provide implementation support and technical assistance to national and subnational public and private sector actors engaged in food production and transformation.	0

Strategic outcome 03

National and subnational institutions have strengthened capacities to mitigate risks and lead coordinated shock preparedness and response efforts by 2025

Needs-based plan	Implementation plan	Available resources	Expenditures
\$644,935	\$730,696	\$972,145	\$311,776

With a view to achieving Strategic Outcome 3, WFP made considerable progress in the first year of the CSP to strengthen the capacities of national and subnational institutions in Cambodia to mitigate risks and prepare and respond to climatic shocks. WFP entered into a long-term partnership with the National Committee of Disaster Management (NCDM), the primary government institution that coordinates disaster preparedness and response. This partnership outlines the areas for collaboration to achieve the shared objective of reducing vulnerability to shocks of the Cambodian population, in line with the government's disaster management law and National Action Plan for Disaster Risk Reduction 2019-23. It also includes the explicit intent to make all necessary efforts to ensure social inclusion, promote equitable participation of, and benefits for, all stakeholders regardless of gender, age and disability, and proactively pursue gender transformation.

A mid-year change of the leadership and institutional structure of the National Committee of Disaster Management required a review and renewal of joint working arrangements, including establishing a first-ever partnership working group with senior and technical focal points from the respective partners to ensure effective coordination. A comprehensive capacity needs mapping and action planning to span the multi-year partnership is under way. The lower expenditure against the implementation and needs-based plans under this Strategic Outcome is due to the longer-than-expected time for preparatory work for the construction of the safe evacuation centers under Strategic Outcome 2. Only after the construction is finalized can the emergency response capacity strengthening components such as drill exercises be conducted. The unanticipated and recently confirmed donor funds increased the available resources.

Disaster management systems

In order to enhance the instruments, systems and skill sets of national and subnational institutions, WFP and the National Disaster Management Committee provided technical support to subnational officials in 19 of Cambodia's 25 provinces. During the large-scale floods along the Mekong River and Tonle Sap in September and October 2019, provincial and district disaster management teams in ten provinces utilized their newly acquired capacities to rapidly generate actionable data on the extent of the flooding, which affected more than 90,000 households across 238 communes. The disaster management information system used for this was custom built by WFP and the National Committee for Disaster Management (see Strategic Outcome 4).

Additionally, WFP supported the national and provincial disaster management committees to more effectively respond to these floods through the provision of detailed Geographic Information System (GIS) maps of severely affected areas. The maps consist of satellite-derived, high-resolution flood extent images overlaid with rice paddy fields and other key infrastructure information. The National Committee for Disaster Management used these maps to prioritize field assessments and identify the areas requiring rice paddy seed distributions. WFP also provided information for disaster preparedness and response planning through the development of vulnerability maps using poverty and remote sensing data, which were used during the 2019 dry season to monitor evolving drought conditions and potential El Niño event.

Following lessons learned from the flood response in September and October, WFP continued to work with the Committee to update the national and subnational contingency plans. This included identifying relevant stakeholders for a working group to prepare for the flood risk season in 2020. As part of these revised plans, WFP and the Committee agreed to conduct flood simulation exercises and drills in the participating communes in 2020 where safe evacuation centres will be constructed (under Strategic Outcome 2). As part of these exercises and drills, WFP will also conduct trainings for Committee officials at the national and subnational level on standard operating procedures for the safe evacuation centres and for Platforms for Real-time Information Systems (PRISM), the disaster management information system.

Systems integration for improved disaster response

In 2019, the Humanitarian Response Forum (HRF) focused on enhancing humanitarian capacities within development sectors. With WFP, ActionAid and DanChurchAid co-chairing support and WFP secretarial assistance, HRF sector leads embarked on a rethink of the forum's architecture and its effectiveness in integrating humanitarian response capacities within line ministries, while continuing to partner with specialized humanitarian actors, the National Committee for Disaster Management and the Cambodian Red Cross. With support from regional experts from WFP and the United

Nations Office for Coordination of Humanitarian Affairs (OCHA), HRF members identified lessons learned, needs, interests and opportunities for enhanced coordination across the Humanitarian-Development nexus. The review will continue into 2020, including consideration of greater alignment and possible integration with the Joint Action Group, a consortium of NGOs working on disaster risk reduction, as well as harmonization of HRF sectors with the Government's established sectoral technical working groups and alignment of the humanitarian cash working group with development partners' social protection coordination.

During the high-risk season, the HRF supported the Committee's activities, particularly during the large-scale floods in September and October, through sectoral coordination, information sharing and on-site support. The HRF secretariat hosted by WFP facilitated periodic meetings to discuss sector preparedness, contingency plans, and the 3W map (a digital map displaying the subnational presence of HRF members) as well as ad-hoc emergency meetings during the drought and flood-risk season. A joint HRF cash transfers training provided a learning opportunity for the members.

Collaborative planning by WFP, the Food and Agriculture Organization of the United Nations (FAO), DanChurchAid and People in Need in 2019 has resulted in a joint grant under a regional project, to enhance disaster risk analytics and to explore options to make existing social protection schemes more shock-responsive. In 2020-21, WFP and partners will work with the Government to implement this project. An analytical study is under way to better understand how essential needs might be impacted in the event of shocks. This study will be completed in 2020 and will provide further evidence for ongoing efforts to strengthen disaster preparedness and social protection mechanisms.

Climate trends analysis

In addition to the analytical work to support the National Committee for Disaster Management and the humanitarian community, WFP sought to increase the utilization of climate impact trends analysis in partnership with climate science partners. In 2019, WFP established a partnership with the Asian Disaster Preparedness Center (ADPC) and SERVIR-Mekong project, including a signed cooperation agreement and detailed plan of work for 2019-2020. Under this partnership, the ADPC will support WFP with flood and drought monitoring models and outputs derived from earth observation satellites, integrating this information into the Committee's disaster management information system, PRISM. The goal is to empower decision makers with tools, products, and services to act locally on climate-sensitive issues.

In addition, WFP collaborated with the International Center for Tropical Agriculture (CIAT), a CGIAR Research Center, to plan and conduct regional climate risk workshops based on WFP's Consolidated Livelihood Exercise for Analysing Resilience (CLEAR) study. The results will be used in 2020 to design climate services and crop insurance schemes.

Gender and Age Marker Monitoring

Gender was integrated in the activities under this Strategic Outcome in 2019, though not directly engaging first tier beneficiaries. The Gender Age Marker for Monitoring, which measures mostly direct engagement with beneficiaries, therefore remained zero.

WFP Gender and Age Marker	
CSP Activity	GAM Monitoring Code
Provide technical support and backstopping to national stakeholders engaged in shock preparedness and response mechanisms and risk informed coordination.	0

Strategic outcome 04

National and subnational institutions in Cambodia have strengthened capacities to develop, coordinate and implement well-informed, effective, and equitable actions for achieving food security and nutrition by 2030

Needs-based plan	Implementation plan	Available resources	Expenditures
\$882,093	\$890,955	\$1,014,448	\$578,245

In support of well informed, effective and equitable actions for improved food security and nutrition, WFP has worked along two work streams in 2019: (1) support to national stakeholders in the development of suitable digital information systems to aid strategic decision making and programme management, and (2) assistance to national context analysis and strategy formulation. Some parts of the digital information systems activity are linked to the infrastructure project under Strategic Outcome 2, and so lower expenditure in Strategic Outcome 2 partially affects Strategic Outcome 4. Overall expenditure of activities under Strategic Outcome 4 against the needs-based and implementation plans is at

around 70 percent. The recent confirmation of donor funds raised the available resources for the following years.

Digital information systems

In 2019, WFP's collaboration with national counterparts focused on the co-development of a real-time information system in support of Cambodia's disaster preparedness and response. This system, Platforms for Real-time Information Systems (PRISM), effectively uses mobile technology to conduct rapid assessments of loss and damage in the aftermath of a disaster, while also producing reports and online, map-based data visualizations to aid humanitarian response decision making. To enhance disaster risk management, WFP and the National Committee for Disaster Management undertook a redesign of PRISM pursuing additional features, including satellite data, flood early warning systems (including the free mobile phone emergency warning service, EWS1294) and household vulnerability data. PRISM 2.0 will be launched in 2020 and will be rolled out in support of Strategic Outcome 3.

In support of the Government's increasing direct implementation of scholarships and school meal programmes (Strategic Outcome 1), the Ministry of Education, Youth and Sport with support from WFP developed tailored digital platforms to manage programme data and support decision making. The systems were designed with extensive user engagement at national and subnational levels. The scholarship information system was adopted by the Ministry across its programme, to track the delivery of cash scholarships (including eligibility) and more rapidly respond to programmatic issues. With WFP technical backstopping and troubleshooting support it is being rolled out across the country. A similar system to help manage daily school meals is in advanced stages of development in consultation with Government's programme managers at all levels.

Thirdly, WFP worked with the United Nations Population Fund, the United Nations Children's Fund, and the United Nations Development Programme to support the Ministry of Planning's National Institute for Statistics and other line ministries to improve SDG data exchanges. WFP supported a feasibility study on technology capacities and data sharing flows for a new SDG platform in ten government ministries. The findings will help the Government to improve their SDG data exchange and progress monitoring and reporting, with collaborative UN support.

Coordination for improved action on food security and nutrition

In 2019, WFP continued to collaborate with the national Council for Agriculture and Rural Development in the mobilization of stakeholders, familiarization with newly emerging themes and global concepts, and formulation of strategies and policies for improved food security and nutrition.

In support of the Council's role as the national secretariat for Scaling Up Nutrition (SUN), WFP has helped to initiate the establishment of a Cambodia SUN Business Network (SBN), identifying common interests among public and private sector actors and mobilizing business nutrition champions. The new platform has attracted considerable interest from the private sector, business associations, NGOs, UN agencies, donors and the Government and is set to gear up in 2020 with the allocation of earmarked WFP funding and support from the global SBN secretariat. Cambodian private sector participation in the global SBN pitch competition, locally facilitated by WFP, has attracted the interest from both existing and new private sector stakeholders.

WFP contributed to the broad familiarization with emerging themes (particularly new food systems thinking) among Cambodia's food security and nutrition community by providing technical and strategic insights at national events and consultations, including periodic Government technical working group meetings. Further, WFP facilitated exposure of national stakeholders to new food security and nutrition concepts and a global community of practice during global and regional gatherings including those organized by the global SUN movement and SBN, and Committee for Food Security. WFP support to the national nutrition budget analysis and the preparation of the voluntary national review (of the SDGs) has helped Cambodia comply with international obligations.

With joint UN, civil society and development partners' support, the National Strategy for Food Security and Nutrition (2019-2023) is in the final stages of completion and will be rolled out in 2020. Within the framework of the SUN UN Network and the UN's SDG accelerator group on nutrition, which WFP chairs and co-leads with FAO respectively, steps were made to start the development of an engagement strategy to influence the national economic growth and development agenda and gain greater traction around the long term development impact of national nutrition challenges.

Context analysis and evidence building

WFP and the Ministry of Planning formulated a long-term strategic partnership agreement, which is focused on analytics, and information management to strengthen Government food security and nutrition analysis. It also includes joint action to promote food fortification in Cambodia. In 2019, the National Institute of Statistics benefited from WFP support in the review and revision of the food security module of the Cambodia socio-economic survey questionnaire and conducting enumerator training for its provincial staff to undertake data collection for the survey; further training and joint data analysis and production of a thematic food security report will take place in 2020. These efforts offer a basis for the formulation of the first national State of Food Security and Nutrition (SOFI) report, planned in 2020-2021.

In addition to strengthening data collection and compilation, WFP also contributed to the national evidence base for food security, nutrition and social protection-related actions. Three analytical papers on resilience, urbanization and migration serve to widen the evidence base on food security and nutrition; the findings have already contributed to the direction of the Government's upcoming food security and nutrition strategy. WFP continues to be an active member of the UN's SDG accelerator group on data to ensure collective action for greater national evidence building.

Further, in 2019, WFP expanded its engagement with and support to partners in the social protection arena including through active participation in the development partners' core group on social assistance, where WFP shared lessons from the national school feeding programme as well as analytical work on poverty and flood risk mapping. In addition, WFP began conducting an essential needs analysis, which will inform social protection programming by ensuring that transfers are adequate to enable households to afford their essential needs in case of a shock. Further consultation and validation from partners will take place in 2020, to provide a key input to the shock responsive social protection work carried out as part of Strategic Outcome 3.

To strengthen food price data collection, WFP provided ongoing technical support to the Agricultural Marketing Office of the Ministry of Agriculture, Forestry and Fisheries throughout 2019. This is a key component of national food security monitoring. Preparations were made to jointly update the 2017 Cost of Diet and Fill the Nutrient Gap analyses and explore how to better connect market price data with regular food security monitoring.

Gender and Age Marker Monitoring

Gender was integrated in the activities under this Strategic Outcome in 2019, though not directly engaging first tier beneficiaries. The Gender Age Marker for Monitoring, which measures mostly direct engagement with beneficiaries, therefore remained zero.

WFP Gender and Age Marker	
CSP Activity	GAM Monitoring Code
Provide technical, coordination and organizational assistance to the Government and other food security, nutrition and social protection actors at the national and subnational levels.	0
Develop and integrate digital information systems and provide technical assistance in their use to government officials and their counterparts.	0

Strategic outcome 05

Development and humanitarian partners in Cambodia have access to common supply chain services throughout the year

Needs-based plan	Implementation plan	Available resources	Expenditures
\$61,052	\$61,584	\$55,409	\$45,558

In support of Strategic Outcome 5, WFP provided on-demand supply chain services to the humanitarian community in Cambodia. WFP has provided storage services to the United Nations Office for Project Services (UNOPS) since July 2015. In 2019, WFP provided 26,961 m² of rental space to UNOPS to store mosquito nets for their operations across Cambodia. The service also included handling for the incoming and outgoing mosquito nets. UNOPS's satisfaction with WFP's standard of service is the basis for continued collaboration and use of storage facilities through 2020. Whenever requested, similar on-demand service will be extended to other agencies. Strategic Outcome 5 expenditure is based on real usage of the warehouse space rented by partners. As UNOPS has decreased the warehouse space rented in 2019, the overall expenditure under Strategic Outcome 5 reached around 75 percent compared to needs-based and implementation plans. As resources under Strategic Outcome 5 are raised on a cost recovery basis, available resources will increase over time on the basis of services provided.

Gender and Age Marker Monitoring

Gender was not relevant to this Strategic Outcome, with Gender Age Marker for Monitoring code 0.

WFP Gender and Age Marker	
CSP Activity	GAM Monitoring Code

Provide on-demand supply chain services to other United Nations agencies and humanitarian actors.

0



Cross-cutting Results

Progress towards gender equality

Improved gender equality and women's empowerment among WFP-assisted population

In 2019, the annual global gender gap index ranked Cambodia 89 out of 153 countries. While this is a slight improvement from 2018, women continued to be largely underrepresented in politics and public decision making, tertiary education and formal employment. Traditional gender norms and social attitudes continue to favour men in both public and private spheres.

WFP and partners advocated for equal participation and leadership roles for men and women in activity management committees at the community level, encouraged women traders and farmers to participate in supplying products to home-grown school feeding, and promoted greater engagement of men in school meal preparation. As a result, in 2019 more women were involved in leadership roles in programme management committees at community and school levels in the home-grown school feeding programme. Home-grown school feeding supplier contracts were issued in the name of both spouses to promote greater joint income-earning and intra-household decision making.

Through school nutrition day campaigns, WFP highlighted the importance of equally engaging men and women from the community in programme management and particularly promoted men's participation in meal preparation activities. Unfortunately, the number of men participating in cooking activities was still low, as women represented 85 percent of school cooks. WFP made explicit efforts to challenge norms by representing both women and men in all programme guidance and information materials, including in the learning materials on food safety and hygiene practice in school canteens with the Ministry of Education, Youth and Sport, the Ministry of Health and the Ministry of Commerce. The materials, which were widely distributed to supported schools, were designed with visual representation of both men and women as school cooks.

WFP and Plan International identified actions to promote gender equality in the school feeding programme, including integration of gender issues into programme coordination, assessment and trainings, reports as well continued joint advocacy for gender equality at the national level. Plan International also shared the initiative with World Vision and World Education to promote gender integration into their programme implementation.

WFP participated in the Global Orange Campaign: 16 Days of Activism against Gender-Based Violence. All staff of country and area offices gathered to reflect on how to improve the situation in the Cambodian society, WFP programmes and the workplace. On behalf of the Scaling Up Nutrition (SUN) Network, WFP leveraged the National Nutrition Day celebrations, which coincided with the start of the Orange Campaign, to highlight the importance of national workplace regulations in facilitating women's workforce participation and accommodating simultaneous care responsibilities.

Protection

Affected populations are able to benefit from WFP programmes in a manner that ensures and promotes their safety, dignity and integrity

In 2019, WFP continued to work with partners to assess and minimize possible risks for programme beneficiaries. WFP and partners used monitoring checklists to keep track of protection concerns in the programmes. They followed up on all concerns in person and, where necessary, sought support from other United Nations agencies with appropriate expertise and mandates (such as human rights or gender-based violence, for example). In 2019, no significant protection concerns were reported through these monitoring mechanisms.

WFP also worked to ensure that context-specific issues would be taken into consideration to safeguard the rights of beneficiaries. In the school feeding programme, WFP ensured that distribution sites for take-home rations were maintained at reasonable travel distances from beneficiary homes and that waiting times were kept to a minimum. In the design of the safe evacuation sites, WFP conducted participatory assessments to gauge community needs, concerns and local contexts, while consulting with construction experts to ensure structural soundness and compliance with local laws and regulations.

Accountability to affected populations

Affected populations are able to hold WFP and partners accountable for meeting their hunger needs in a manner that reflects their views and preferences

In 2019, WFP and cooperating partners conducted different activities to operationalize its commitment to accountability to targeted beneficiaries and communities. WFP used a participatory approach with partners at the national and sub-national levels to mobilize the targeted population's engagement in programme activities across age, gender, ethnicity and language spectrums. Consultations offering opportunities for information sharing and learning of specific needs and concerns were undertaken as part of the design of safe evacuation centres, introduction of home-grown school feeding activities, and school nutrition days.

In the school feeding programme, a hotline with voice-controlled messaging system serves as a platform for beneficiaries and their communities to raise concerns about eligibility, consistency in programme implementation, and possible resource irregularities. Following a user review, WFP updated the feedback mechanism to facilitate easier communications and follow up. New signboards were installed in well-exposed locations to ensure familiarity among beneficiaries as well as other programme stakeholders. A Standard Operating Procedure is under development with the Government to integrate this complaint and feedback mechanism (CFM) within the national school feeding programme approach to be managed by the Government.

The CFM was also incorporated into the supplier selection process of the home-grown school feeding programme, where the hotline number was inserted into all bidding forms to enable people to report any complaints about the process. Four complaints were received, of which three were made by men and one by a woman. The issues raised related to conflicts of interest due to family relations between the bidding committee members and selected suppliers. They were resolved after a joint review by government officials, WFP and cooperating partners. Questions around fund mismanagement at a school remained under review of the complaint committee by 2019 year-end. Monitoring checks during two take-home rations distributions showed that some 15 percent of children who received the food scholarship were not fully aware of the details of the programme. Analysis indicated that this proportion was similar in the first and second rounds of distribution, among the three grades within which the programme is implemented, among boys and girls, and across the various participating schools. There was no particular reason that could be addressed through improvements in programme implementation. The programme was closed in August 2019 and is now fully absorbed into the Government's scholarship programme.

Environment

Targeted communities benefit from WFP programmes in a manner that does not harm the environment

As Cambodia's economy and population continue to grow, the country faces long-term challenges to sustain ecologies and ecosystems. A majority of the population is highly dependent on natural resources for food, shelter and income, which in turn makes them highly vulnerable to climate and other shocks. The Government regards environmental conservation as a core foundation for Cambodia's growth in its national development policies.

In 2019, WFP and partners continued to prioritize environmental safeguards, risks and sustainability in its programmes, and worked with partners to improve water management through building and rehabilitating school infrastructure, including toilets, handwashing stations, kitchens and school gardens. These improvements contributed to ensuring an adequate quantity and quality of water across supported schools and reinforce water-saving measures.

WFP and partners built 49 kitchens equipped with energy-saving stoves for the school feeding programme. This energy-saving infrastructure provided cooks and schoolchildren with a safe environment and environmentally friendly practices for the use of fuel wood and water. WFP required all supported school infrastructure to be constructed in an environmentally friendly and energy-efficient manner. Such schools served as a good example of natural resource conservation for school children, schools and communities. WFP continued to work with partners to maintain the quality of existing infrastructure such as school tanks and rainwater harvesting facilities which were built to mitigate water scarcity in drought-prone areas.

In order to improve water, sanitation and hygiene in schools in a sustainable way, WFP collaborated with a non-profit recycling organization, Eco-Soap Bank, to supply soap to all supported schools. Eco-Soap Bank collected soap that was partially used in hotels in Cambodia, which, after sanitization, was processed into new bars by local marginalized women.

In WFP-supported schools, schoolchildren received education on nutritious vegetables and healthy diets and on natural resource management through school garden activities. In parallel, WFP and partners provided capacity strengthening sessions to cooks on waste management at school to improve not only food safety in kitchens but also to mitigate environmental impacts from the programme. WFP designed these learning materials visually and in a simple language to support cooks with low literacy rates.

Partnerships

The transformation of WFP's food security and nutrition portfolio in Cambodia is rooted in the elaboration of strategic partnerships across a wide spectrum of actors including government institutions, United Nations (UN) agencies, development partners, NGOs, academia and private sector partners to maximize programme effectiveness and sustainability.

The Royal Government of Cambodia

Following the reconfirmation of WFP's continued role and contribution to Cambodia's growth and development, through endorsement of the CSP by the Ministry of Foreign Affairs and International Cooperation, WFP entered into long-term strategic partnerships with key government counterparts. While the agreements provide a platform for the implementation of concrete activities and outline workplans and budgets in a traditional sense, they also offer a framework for multi-year joint commitments towards matters of national priority and critical relevance in addressing zero hunger in Cambodia. This is an important shift from the prior focus on mostly operational collaborations.

Public-Private Partnerships

While working to mobilize the local private sector in support of the Scaling Up Nutrition (SUN) movement in Cambodia, WFP has also brokered direct relationships between local and regional businesses and subnational education authorities to develop school infrastructure and cooking and sanitation facilities in selected schools as well as support to cooks and students in the form of bicycles. Conversations are ongoing to expand the partnership network through the local chamber of commerce and businesses with both international and local interests. Further, following extensive research and preparatory work, the first batch of 1,000 mt Cambodian rice donated by the Government of Cambodia was blended with fortified rice kernels, which was made possible with USDA support and partnership with GreenTrade Company, the Government's rice trading enterprise. The continuation of this work in 2020 will focus on a possible expansion of this initiative to local community millers.

UN collaboration

Under the new UN Development Assistance Framework (UNDAF), WFP partnered with sister agencies to co-develop Sustainable Development Goals (SDG) acceleration plans and implement joint activities with the support of UN seed grants, including on SDG data management and nutrition engagement strategies. Together with the Rome-based agencies, efforts started towards a joint SDG2 (Zero Hunger) strategy framework and the collective mobilization of South-South and Triangular Cooperation (SSTC) in support of smallholder farming in Cambodia; both initiatives are a work in progress.

South-South Cooperation

As a broker of SSTC, WFP supported the Ministry of Education, Youth and Sport, the Global Child Nutrition Foundation and the WFP Brazil Centre of Excellence against Hunger to organize the 21st Global Child Nutrition Forum in Cambodia. For the first time, the largest international forum on school feeding took place in Asia. The event brought together 357 participants from 70 countries, including high-level officials from government and multilateral institutions, government and private donors, non-governmental organizations and media outlets. The forum enhanced cross-country experience sharing on school feeding programmes and provided Cambodian counterparts an opportunity to learn from other countries on the establishment of a national school feeding programme.

Knowledge and Innovation Partners

In partnership with Hellen Keller International and SNV, WFP initiated work to explore children's snack behaviour and the potential of social behaviour change communication for future engagement with the children, their communities, and, importantly, the local vendors of snacks and convenient foods. WFP increasingly collaborated with national and regional technical and academic institutions such as the Asian Disaster Preparedness Center in Thailand and local universities in Cambodia, particularly in the areas of vulnerability analysis, GIS and remote sensing, offering opportunity to seek more technically advanced solutions for complex challenges while also building local capacities and ownership among new generations of technical experts.

Context and operations

- [1] & [3] Ly Sodeth. 2019. Cambodia Economic Update: Upgrading Cambodia in Global Value Chains (English). Washington, D.C.: World Bank Group. Available at: <http://documents.worldbank.org/curated/en/707971575947227090/Cambodia-Economic-Update-Upgrading-Cambodia-in-Global-Value-Chains>
- [2] Royal Government of Cambodia, Rectangular Strategy for Growth, Employment, Equity and Efficiency phase IV (2019-2023)
- [4] UNICEF 2014, Inclusive Quality Education. Country Programme 2016-2018 & The Ministry of Education, Youth and Sports, Education Management Information System Cambodia (2018-2019)
- [5] Moench-Pfanner, R. and others. 2016. The Economic Burden of Malnutrition in Pregnant Women and Children under 5 Years of Age in Cambodia. *Nutrients*. Vol. 8, No. 5, 292. Available at <http://doi.org/10.3390/nu8050292>.
- [6] National Institute of Statistics, Directorate General for Health and ICF International. 2015. Cambodia Demographic and Health Survey 2014. Available at <https://dhsprogram.com/pubs/pdf/fr312/fr312.pdf>
- [7] TANGO International and WFP. 2018. Household Recovery and Resilience in Cambodia.
- [8] Ministry of Economy and Finance and the National Council for Sustainable Development, 2018: Addressing Climate Change Impacts on Economic Growth in Cambodia, Available at: <http://www.camclimate.org.kh/en/policies/ncsd-news/445-445.html>


Strategic outcome 01

- [9] Cambodia Socio-Economic Survey 2014

Figures and Indicators

WFP contribution to SDGs

 SDG 2: End hunger, achieve food security and improved nutrition and promote sustainable agriculture										
WFP Strategic Goal 1: Support countries to achieve zero hunger					WFP Contribution (by WFP, or by governments or partners with WFP Support)					
SDG Indicator	National Results			SDG-related indicator		Direct			Indirect	
		Female	Male			Overall	Female	Male		Overall
Prevalence of undernourishment	%			16.4	Number of people reached (by WFP, or by governments or partners with WFP support) to improve their food security	Number	155,111	159,191	314,302	345,652

 SDG 17: Strengthen the means of implementation and revitalize the global partnership for sustainable development										
WFP Strategic Goal 2: Partner to support implementation of the SDGs					WFP Contribution (by WFP, or by governments or partners with WFP Support)					
SDG Indicator	National Results			SDG-related indicator		Direct			Indirect	
			Overall				Overall			
Number of countries reporting progress in multi-stakeholder development effectiveness monitoring frameworks that support the achievement of the sustainable development goals				Number	Number of partners participating in multi-stakeholder partnerships (including common services and coordination platforms where WFP plays a leading or coordinating role)	Number			3	
Dollar value of financial and technical assistance (including through North-South, South-South and triangular cooperation) committed to developing countries	US\$			180,825,000	Dollar value (within WFP portfolio) of technical assistance and country capacity strengthening interventions (including facilitation of South-South and triangular cooperation)	US\$			2,387,360	

Beneficiaries by Age Group

Beneficiary Category	Gender	Planned	Actual	% Actual vs. Planned
Total Beneficiaries	male	145,409	159,128	109%
	female	148,891	155,205	104%
	total	294,300	314,333	107%
By Age Group				
0-23 months	male	1,204	1,229	102%
	female	1,253	1,180	94%
	total	2,457	2,409	98%
24-59 months	male	12,397	13,721	111%
	female	12,845	13,245	103%
	total	25,242	26,966	107%
5-11 years	male	117,871	131,273	111%
	female	121,631	127,114	105%
	total	239,502	258,387	108%
12-17 years	male	2,107	2,144	102%
	female	2,187	2,067	95%
	total	4,294	4,211	98%
18-59 years	male	9,870	9,465	96%
	female	9,653	9,678	100%
	total	19,523	19,143	98%
60+ years	male	1,960	1,296	66%
	female	1,322	1,921	145%
	total	3,282	3,217	98%

Beneficiaries by Residence Status

Residence Status	Planned	Actual	% Actual vs. Planned
Resident	294,300	314,333	107%
Refugee	0	0	-
Returnee	0	0	-
IDP	0	0	-

Annual Food Transfer

Commodities	Planned Distribution (mt)	Actual Distribution (mt)	% Actual vs. Planned
Everyone has access to food			
Strategic Outcome: Strategic Outcome 01			
Rice	4,589	4,028	88%
Canned Fish	566	488	86%

Commodities	Planned Distribution (mt)	Actual Distribution (mt)	% Actual vs. Planned
Iodised Salt	85	39	46%
Vegetable Oil	247	210	85%
Split Peas	283	234	83%

Annual Cash Based Transfer and Commodity Voucher

Modality	Planned Distribution (CBT)	Actual Distribution (CBT)	% Actual vs. Planned
Everyone has access to food			
Cash	1,146,247	774,075	68%

Strategic Outcome and Output Results

Strategic Outcome 01	Vulnerable communities in Cambodia have access to nutritious, safe, diverse, convenient, affordable and preferred foods by 2025	- Nutrition Sensitive - Root Causes						
Activity 01	1 Provide implementation support and technical assistance, including support to evidence-based policy and programme development, to national and subnational public and private sector actors engaged in social safety nets, particularly home-grown school feeding	Beneficiary Group	Activity Tag		Planned	Actual		
Output A	1.4: The households of children in primary and pre-primary schools benefit from their children receiving daily school meals, which reduces the economic burden on households and improves the overall affordability of a nutritious diet.							
Output A, B, N*	1.1: Primary and pre-primary schoolchildren receive nutritious meals through a nationally owned school meals programme that supports their basic food and nutrition needs and contributes to improved educational outcomes.							
Output A, B, N*	1.2: Primary and pre-primary schoolchildren receive nutritious meals sourced from local producers to improve their dietary intake and promote healthy eating habits.							
Output C	1.6: School-aged children benefit from improved capacities of government counterparts at the national and subnational levels to adopt national home-grown school-feeding programmes that improve access to affordable, nutritious diets all year round.							
Output C	1.5: Primary and pre-primary schoolchildren benefit from improved capacities of the private sector, the Government, and micro- and small scale entrepreneurs, particularly women, to provide alternative options for safe, nutritious and convenient foods, thus improving diets.							
Output F	1.3: Local food producers and suppliers, particularly women, benefit from reliable, predictable food sales to home-grown school-feeding initiatives, which provide improved income-earning opportunities and contribute to increased affordability of diverse diets.							
A.1	Beneficiaries receiving food transfers	Students (primary schools)	School feeding (take-home rations)	Female Male Total	21,320 20,680 42,000	20,909 20,276 41,185		
			School feeding (on-site)	Female Male Total	104,846 108,304 213,150	114,927 118,712 233,639		
		Children (pre-primary)	School feeding (on-site)	Female Male Total	9,700 10,050 19,750	10,633 11,015 21,648		
A.1	Beneficiaries receiving cash-based transfers	Children (pre-primary)	School feeding (on-site)	Female Male Total	2,370 2,455 4,825	2,309 2,392 4,701		
		Students (primary schools)	School feeding (on-site)	Female Male Total	25,615 26,460 52,075	24,958 25,780 50,738		
A.2	Food transfers			MT	5,770	4,999		
A.3	Cash-based transfers			US\$	1,146,247	774,075		
A.6	Number of institutional sites assisted							
	Number of primary schools assisted by WFP		School feeding (take-home rations)	school	443	440		

			School feeding (on-site)	school	1,104	1,097	
	Number of schools supported through home-grown school feeding model		School feeding (on-site)	school	265	265	
	Number of fuel or energy-efficient stoves distributed in WFP-assisted schools		School feeding (on-site)	stove	47	47	
	Number of latrines rehabilitated or constructed		School feeding (on-site)	latrine	144	144	
	Number of WFP-assisted schools that have school gardens for learning or complementary food input		School feeding (on-site)	school	944	944	
	Number of pre-schools assisted by WFP		School feeding (on-site)	school	807	807	
A.8	Number of rations provided						
	Number of rations provided		School feeding (on-site)	ration	35,126,600	32,116,551	
B.1	Quantity of fortified food provided						
	Quantity of fortified food provided		School feeding (take-home rations)	Mt	914	892	
			School feeding (on-site)	Mt	2,370	2,081	
C.4*	Number of people engaged in capacity strengthening initiatives facilitated by WFP to enhance national food security and nutrition stakeholder capacities (new)						
	Number of government/national partner staff receiving technical assistance and training		Institutional capacity strengthening activities	individual	5,000	5,292	
C.5*	Number of capacity strengthening initiatives facilitated by WFP to enhance national food security and nutrition stakeholder capacities (new)						
	Number of training sessions/workshop organized		Institutional capacity strengthening activities	training session	153	157	
F.1	Number of smallholder farmers supported/trained						
	Number of farmer individuals supported through local purchases		Smallholder agricultural market support activities	individual	130	133	
F.2	Quantity of fortified foods, complementary foods and specialized nutritious foods purchased from local suppliers						
	Quantity of fortified foods, complementary foods and specialized nutritious foods purchased from local suppliers		Smallholder agricultural market support activities	Mt	12	12	

N*.1	Feeding days as percentage of total school days							
	Feeding days as percentage of total school days		School feeding (on-site)	%	88	82		
N*.2	Average number of school days per month on which multi-fortified or at least 4 food groups were provided (nutrition-sensitive indicator)							
	Average number of school days per month on which multi-fortified or at least 4 food groups were provided (nutrition-sensitive indicator)		School feeding (on-site)	Days	20	19		
N*.6	Number of children covered by Home-Grown School Feeding (HGSF)							
	Number of children covered by Home-Grown School Feeding (HGSF)		School feeding (on-site)	Number	56,826	55,173		
Outcome results				Baseline	End-CSP Target	2019 Target	2019 Follow-up value	2018 Follow-up value
Government; Cambodia; Capacity Strengthening								
Number of national food security and nutrition policies, programmes and system components enhanced as a result of WFP capacity strengthening (new)								
	Act 01: 1 Provide implementation support and technical assistance, including support to evidence-based policy and programme development, to national and subnational public and private sector actors engaged in social safety nets, particularly home-grown school feeding	Institutional capacity strengthening activities	Overall	0	≥5	=3	3	
School Children; Cambodia								
Retention rate / Drop-out rate (new)								
Drop-out rate	Act 01: 1 Provide implementation support and technical assistance, including support to evidence-based policy and programme development, to national and subnational public and private sector actors engaged in social safety nets, particularly home-grown school feeding	School feeding (on-site)	Female	3.79	≤2.50	≤4	3.81	
			Male	6.22	≤2.50	≤5	4.72	
			Overall	5.04	≤2.50	≤5	4.27	
Retention rate	Act 01: 1 Provide implementation support and technical assistance, including support to evidence-based policy and programme development, to national and subnational public and private sector actors engaged in social safety nets, particularly home-grown school feeding	School feeding (on-site)	Female	96.21	≥97.50	≥96	96.19	
			Male	93.78	≥97.50	≥95	95.28	
			Overall	94.96	≥97.50	≥95	95.73	
School children; Cambodia; Cash, Food								
Food Consumption Score								

Percentage of households with Acceptable Food Consumption Score	Act 01: 1 Provide implementation support and technical assistance, including support to evidence-based policy and programme development, to national and subnational public and private sector actors engaged in social safety nets, particularly home-grown school feeding	School feeding (on-site)	Female Male Overall	94.80 96.30 95.90	≥98 ≥98 ≥98	=94.80 =96.30 =95.90	94.80 96.30 95.90
Percentage of households with Borderline Food Consumption Score	Act 01: 1 Provide implementation support and technical assistance, including support to evidence-based policy and programme development, to national and subnational public and private sector actors engaged in social safety nets, particularly home-grown school feeding	School feeding (on-site)	Female Male Overall	5.20 3.30 3.80	≤2 ≤2 ≤2	=5.20 =3.30 =3.80	5.20 3.30 3.80
Percentage of households with Poor Food Consumption Score	Act 01: 1 Provide implementation support and technical assistance, including support to evidence-based policy and programme development, to national and subnational public and private sector actors engaged in social safety nets, particularly home-grown school feeding	School feeding (on-site)	Female Male Overall	0 0.40 0.30	=0 =0 =0	=0 =0.40 =0.30	0 0.40 0.30
Food Expenditure Share							
	Act 01: 1 Provide implementation support and technical assistance, including support to evidence-based policy and programme development, to national and subnational public and private sector actors engaged in social safety nets, particularly home-grown school feeding	School feeding (on-site)	Female Male Overall	55.74 54.75 55.02	≤5.10 ≤5.10 ≤51	=55.74 =54.75 =55.02	55.74 54.75 55.02
Food Consumption Score – Nutrition							
Percentage of households that consumed Hem Iron rich food daily (in the last 7 days)	Act 01: 1 Provide implementation support and technical assistance, including support to evidence-based policy and programme development, to national and subnational public and private sector actors engaged in social safety nets, particularly home-grown school feeding	School feeding (on-site)	Female Male Overall	68.10 78.30 75.50	≥75 ≥83 ≥83	=68.10 =78.30 =75.50	68.10 78.30 75.50
Percentage of households that consumed Protein rich food daily (in the last 7 days)	Act 01: 1 Provide implementation support and technical assistance, including support to evidence-based policy and programme development, to national and subnational public and private sector actors engaged in social safety nets, particularly home-grown school feeding	School feeding (on-site)	Female Male Overall	90 90.60 90.50	≥95 ≥95 ≥95	=90 =90.60 =90.50	90 90.60 90.50

Percentage of households that consumed Vit A rich food daily (in the last 7 days)	Act 01: 1 Provide implementation support and technical assistance, including support to evidence-based policy and programme development, to national and subnational public and private sector actors engaged in social safety nets, particularly home-grown school feeding	School feeding (on-site)	Female Male Overall	66.50 67.10 67	≥74 ≥74 ≥74	=66.50 =67.10 =67	66.50 67.10 67
Percentage of households that never consumed Hem Iron rich food (in the last 7 days)	Act 01: 1 Provide implementation support and technical assistance, including support to evidence-based policy and programme development, to national and subnational public and private sector actors engaged in social safety nets, particularly home-grown school feeding	School feeding (on-site)	Female Male Overall	1.20 0.70 0.90	=0 =0 =0	=1.20 =0.70 =0.90	1.20 0.70 0.90
Percentage of households that never consumed Protein rich food (in the last 7 days)	Act 01: 1 Provide implementation support and technical assistance, including support to evidence-based policy and programme development, to national and subnational public and private sector actors engaged in social safety nets, particularly home-grown school feeding	School feeding (on-site)	Female Male Overall	0 0.10 0.10	=0 =0 =0	=0 =0.10 =0.10	0 0.10 0.10
Percentage of households that never consumed Vit A rich food (in the last 7 days)	Act 01: 1 Provide implementation support and technical assistance, including support to evidence-based policy and programme development, to national and subnational public and private sector actors engaged in social safety nets, particularly home-grown school feeding	School feeding (on-site)	Female Male Overall	1.60 2.10 2	≤1 ≤1 ≤1	=1.60 =2.10 =2	1.60 2.10 2
Percentage of households that sometimes consumed Hem Iron rich food (in the last 7 days)	Act 01: 1 Provide implementation support and technical assistance, including support to evidence-based policy and programme development, to national and subnational public and private sector actors engaged in social safety nets, particularly home-grown school feeding	School feeding (on-site)	Female Male Overall	30.70 21 23.60	≤25 ≤17 ≤17	=30.70 =21 =23.60	30.70 21 23.60
Percentage of households that sometimes consumed Protein rich food (in the last 7 days)	Act 01: 1 Provide implementation support and technical assistance, including support to evidence-based policy and programme development, to national and subnational public and private sector actors engaged in social safety nets, particularly home-grown school feeding	School feeding (on-site)	Female Male Overall	10 9.30 9.40	≤5 ≤5 ≤5	=10 =9.30 =9.40	10 9.30 9.40

Percentage of households that sometimes consumed Vit A rich food (in the last 7 days)	Act 01: 1 Provide implementation support and technical assistance, including support to evidence-based policy and programme development, to national and subnational public and private sector actors engaged in social safety nets, particularly home-grown school feeding	School feeding (on-site)	Female Male Overall	31.90 30.80 31	≤25 ≤25 ≤25	=31.90 =30.80 =31	31.90 30.80 31
Dietary Diversity Score							
	Act 01: 1 Provide implementation support and technical assistance, including support to evidence-based policy and programme development, to national and subnational public and private sector actors engaged in social safety nets, particularly home-grown school feeding	School feeding (on-site)	Female Male Overall	4.50 4.46 4.48	≥5.50 ≥5.50 ≥5.50	=4.50 =4.46 =4.48	4.50 4.46 4.48

Strategic Outcome 02	Poor and vulnerable communities in Cambodia are more resilient to shocks and stresses in the food system by 2023	- Nutrition Sensitive - Resilience Building						
Activity 02	2 Provide implementation support and technical assistance to national and subnational public and private sector actors engaged in food production and transformation	Beneficiary Group	Activity Tag		Planned	Actual		
Output C	2.4: Vulnerable communities in Cambodia benefit from the enhanced integration of strategies for equitably improving food security and nutrition, climate change adaptation and disaster risk reduction into commune development plans that support climate-resilient food systems at the local level.							
Output C, K	2.3: People in Cambodia benefit from the strengthened capacity of the private sector, the Government and small- and medium-scale entrepreneurs, particularly women, to replicate promising practices in food transformation that make affordable, safe, nutritious foods available.							
Output C, K	2.2: Smallholder farming communities benefit from better access to information and skills that foster the production of a climate-adapted, nutritious and diverse food supply for local markets.							
C.4*	Number of people engaged in capacity strengthening initiatives facilitated by WFP to enhance national food security and nutrition stakeholder capacities (new)							
	Number of government/national partner staff receiving technical assistance and training		Climate adaptation and risk management activities	individual	109	0		
C.5*	Number of capacity strengthening initiatives facilitated by WFP to enhance national food security and nutrition stakeholder capacities (new)							
	Number of training sessions/workshop organized		Climate adaptation and risk management activities	training session	5	0		
K.1	Number of partners supported							

	Number of partners supported		Climate adaptation and risk management activities	partner	2	2		
Outcome results				Baseline	End-CSP Target	2019 Target	2019 Follow-up value	2018 Follow-up value
Government; Cambodia; Capacity Strengthening								
Number of national food security and nutrition policies, programmes and system components enhanced as a result of WFP capacity strengthening (new)								
	Act 02: 2 Provide implementation support and technical assistance to national and subnational public and private sector actors engaged in food production and transformation	Institutional capacity strengthening activities	Overall	0	≥2	=0	0	

Strategic Outcome 03	National and subnational institutions have strengthened capacities to mitigate risks and lead coordinated shock preparedness and response efforts by 2025	- Nutrition Sensitive - Resilience Building						
Activity 03	3 Provide technical support and backstopping to national stakeholders engaged in shock preparedness and response mechanisms and risk informed coordination	Beneficiary Group	Activity Tag		Planned	Actual		
Output C, K, M	3.2: Vulnerable communities benefit from greater integration of systems for increasing the shock responsiveness of social protection mechanisms, including food reserves, at the national and subnational levels, leading to timely disaster response and access to adequate food in times of crisis.							
Output C, M	3.3: Vulnerable communities benefit from the use of enhanced analysis of climate impact trends and adaptation/ mitigation models by national and subnational institutions, leading to more climate-smart food systems.							
Output C, M	3.1: Vulnerable communities benefit from enhancement of the instruments, systems and skill sets of national and subnational institutions for effectively safeguarding food systems through existing disaster management mechanisms.							
C.4*	Number of people engaged in capacity strengthening initiatives facilitated by WFP to enhance national food security and nutrition stakeholder capacities (new)							
	Number of government/national partner staff receiving technical assistance and training		Emergency preparedness activities	individual	499	0		
C.5*	Number of capacity strengthening initiatives facilitated by WFP to enhance national food security and nutrition stakeholder capacities (new)							
	Number of training sessions/workshop organized		Emergency preparedness activities	training session	9	0		
C.6*	Number of tools or products developed or revised to enhance national food security and nutrition systems as a result of WFP capacity strengthening support (new)							

	Number of tools or products developed		Emergency preparedness activities	unit	11	0		
K.1	Number of partners supported							
	Number of partners supported		Emergency preparedness activities	partner	4	5		
M.1	Number of national coordination mechanisms supported							
	Number of national coordination mechanisms supported		Emergency preparedness activities	unit	2	2		
Outcome results				Baseline	End-CSP Target	2019 Target	2019 Follow-up value	2018 Follow-up value

Government; Cambodia; Capacity Strengthening

Number of national food security and nutrition policies, programmes and system components enhanced as a result of WFP capacity strengthening (new)

	Act 03: 3 Provide technical support and backstopping to national stakeholders engaged in shock preparedness and response mechanisms and risk informed coordination	Institutional capacity strengthening activities	Overall	0	≥3	=0	0	
--	--	---	----------------	---	----	----	---	--

Strategic Outcome 04	National and subnational institutions in Cambodia have strengthened capacities to develop, coordinate and implement well-informed, effective, and equitable actions for achieving food security and nutrition by 2030	- Nutrition Sensitive - Root Causes						
Activity 04	4 Develop and integrate digital information systems and provide technical assistance in their use to government officials and their counterparts	Beneficiary Group	Activity Tag		Planned	Actual		
Output C	4.1: Vulnerable communities benefit from effective monitoring of risks and shocks, food security and nutrition dynamics and progress on the SDGs, which is carried out by national and subnational institutions using tailored digital platforms and used to inform effective actions for improving access to food and fostering robust food systems.							
C.4*	Number of people engaged in capacity strengthening initiatives facilitated by WFP to enhance national food security and nutrition stakeholder capacities (new)							
	Number of government/national partner staff receiving technical assistance and training		Institutional capacity strengthening activities	individual	3,737	2,614		
C.5*	Number of capacity strengthening initiatives facilitated by WFP to enhance national food security and nutrition stakeholder capacities (new)							
	Number of training sessions/workshop organized		Institutional capacity strengthening activities	training session	7	5		

Activity 05	5 Provide technical, coordination and organizational assistance to the Government and other food security, nutrition and social protection actors at the national and subnational levels	Beneficiary Group	Activity Tag		Planned	Actual		
Output C	4.3: Cambodians benefit from food security, nutrition and social protection strategies and action plans that are well informed by the latest knowledge and that improve food security and nutrition.							
Output M	4.2: Vulnerable communities benefit from harmonized action planning, resourcing and monitoring of food security, nutrition and social protection interventions, which are implemented through strengthened multisectoral national and subnational coordination platforms and aim to improve food security and nutrition.							
C.4*	Number of people engaged in capacity strengthening initiatives facilitated by WFP to enhance national food security and nutrition stakeholder capacities (new)							
	Number of government/national partner staff receiving technical assistance and training		Institutional capacity strengthening activities	individual	95	96		
C.5*	Number of capacity strengthening initiatives facilitated by WFP to enhance national food security and nutrition stakeholder capacities (new)							
	Number of training sessions/workshop organized		Institutional capacity strengthening activities	training session	2	1		
	Number of technical assistance activities provided		Institutional capacity strengthening activities	unit	3	3		
C.6*	Number of tools or products developed or revised to enhance national food security and nutrition systems as a result of WFP capacity strengthening support (new)							
	Number of tools or products developed		Institutional capacity strengthening activities	unit	6	5		
M.1	Number of national coordination mechanisms supported							
	Number of national coordination mechanisms supported		Institutional capacity strengthening activities	unit	5	5		
Outcome results				Baseline	End-CSP Target	2019 Target	2019 Follow-up value	2018 Follow-up value
Government; Cambodia; Capacity Strengthening								
Number of national food security and nutrition policies, programmes and system components enhanced as a result of WFP capacity strengthening (new)								

	Act 05: 5 Provide technical, coordination and organizational assistance to the Government and other food security, nutrition and social protection actors at the national and subnational levels	Institutional capacity strengthening activities	Overall	0	≥1	=0	0	
--	--	---	----------------	---	----	----	---	--

Strategic Outcome 05	Development and humanitarian partners in Cambodia have access to common supply chain services throughout the year	- Resilience Building						
Activity 06	6 Provide on-demand supply chain services to other United Nations agencies and humanitarian actors	Beneficiary Group	Activity Tag		Planned	Actual		
Output H	5.1: Crisis-affected and other vulnerable people benefit from the provision of operational readiness and supply chain services to development and humanitarian partners to facilitate programme implementation.							
H.1	Number of shared services provided, by type							
	Number of agencies and organizations using storage facilities		Service Delivery General	agency/organization	1	1		
H.4	Total volume of cargo transported							
	Volume of cargo handled through storage services		Service Delivery General	m3	28,072	26,961		
H.5	Percentage of cargo capacity offered against total capacity requested							
	Percentage of cargo capacity offered against total capacity requested		Service Delivery General	%	100	100		
Outcome results				Baseline	End-CSP Target	2019 Target	2019 Follow-up value	2018 Follow-up value
Service users; Cambodia								
User satisfaction rate								
	Act 06: 6 Provide on-demand supply chain services to other United Nations agencies and humanitarian actors	Supply Chain Service Provision for Third Parties	Overall	100	=100	=100	100	

Cross-cutting Indicators

Affected populations are able to benefit from WFP programmes in a manner that ensures and promotes their safety, dignity and integrity									
Proportion of targeted people receiving assistance without safety challenges (new)									
Target group, Location, Modalities	Activity Number	Activity Tag	Female/Male/Overall	Baseline	End-CSP Target	2019 Target	2019 Follow-up value	2018 Follow-up value	
School children; Cambodia; Food	Act 01: 1 Provide implementation support and technical assistance, including support to evidence-based policy and programme development, to national and subnational public and private sector actors engaged in social safety nets, particularly home-grown school feeding	School feeding (take-home rations)	Female	100	=100	=100	100		
			Male	100	=100	=100	100		
			Overall	100	=100	=100	100		

Improved gender equality and women's empowerment among WFP-assisted population									
Proportion of food assistance decision-making entity – committees, boards, teams, etc. – members who are women									
Target group, Location, Modalities	Activity Number	Activity Tag	Category	Female/Male/Overall	Baseline	End-CSP Target	2019 Target	2019 Follow-up value	2018 Follow-up value
School children; Cambodia; Food	Act 01: 1 Provide implementation support and technical assistance, including support to evidence-based policy and programme development, to national and subnational public and private sector actors engaged in social safety nets, particularly home-grown school feeding	School feeding (on-site)		Overall	22.40	>30	>25	26.28	

Proportion of households where women, men, or both women and men make decisions on the use of food/cash/vouchers, disaggregated by transfer modality									
Target group, Location, Modalities	Activity Number	Activity Tag	Category	Female/Male/Overall	Baseline	End-CSP Target	2019 Target	2019 Follow-up value	2018 Follow-up value
School children; Cambodia; Food	Act 01: 1 Provide implementation support and technical assistance, including support to evidence-based policy and programme development, to national and subnational public and private sector actors engaged in social safety nets, particularly home-grown school feeding	School feeding (take-home rations)	Decisions made by women	Overall	72.14	=70	=70	68.99	
			Decisions made by men	Overall	11.44	=10	=10	11.11	

		Decisions jointly made by women and men	Overall	16.42	=20	=20	20.90	
--	--	---	----------------	-------	-----	-----	-------	--

Affected populations are able to hold WFP and partners accountable for meeting their hunger needs in a manner that reflects their views and preferences

Proportion of assisted people informed about the programme (who is included, what people will receive, length of assistance)

Target group, Location, Modalities	Activity Number	Activity Tag	Female/Male/Overall	Baseline	End-CSP Target	2019 Target	2019 Follow-up value	2018 Follow-up value
School children; Cambodia; Food	Act 01: 1 Provide implementation support and technical assistance, including support to evidence-based policy and programme development, to national and subnational public and private sector actors engaged in social safety nets, particularly home-grown school feeding	School feeding (take-home rations)	Female	85.40	=90	=90	86.24	
			Male	84.80	=90	=90	85.06	
			Overall	85.10	=90	=90	85.75	

Proportion of project activities for which beneficiary feedback is documented, analysed and integrated into programme improvements

Target group, Location, Modalities	Activity Number	Activity Tag	Female/Male/Overall	Baseline	End-CSP Target	2019 Target	2019 Follow-up value	2018 Follow-up value
Target people; Cambodia; Cash, Food			Overall	100	=100	=100	100	

World Food Programme

Contact info

Francesca Erdelmann
WFP.PhnomPenh@wfp.org

Cover page photo © © WFP Cambodia

Children enjoying nutritious lunches in a WFP supported school in Siem Reap

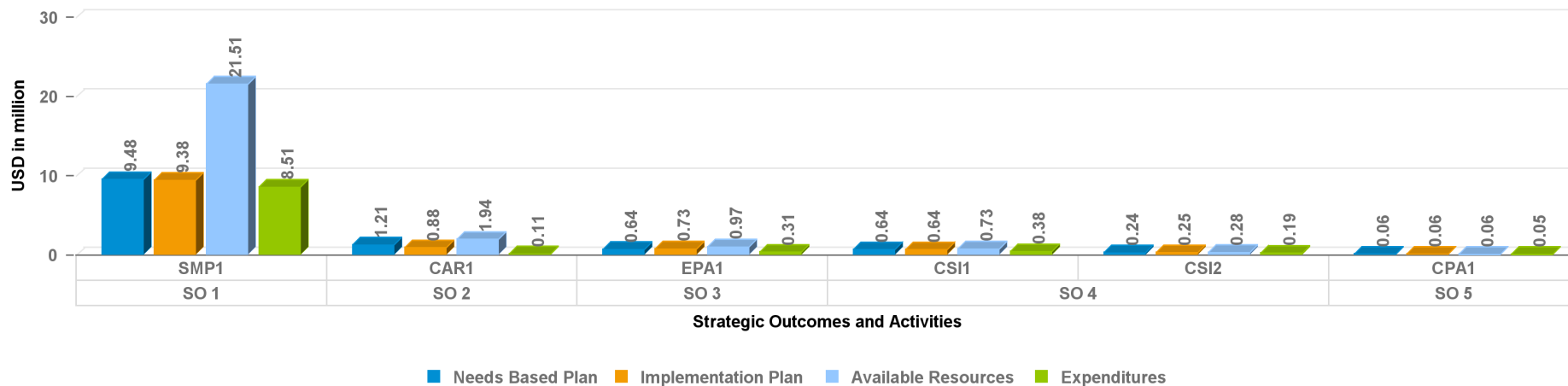
<https://www.wfp.org/countries/cambodia>

Annual Country Report

Cambodia Country Portfolio Budget 2019 (2019-2023)

Annual Financial Overview for the period 1 January to 31 December 2019 (Amount in USD)

Annual CPB Overview



Code	Strategic Outcome
SO 1	Vulnerable communities in Cambodia have access to nutritious, safe, diverse, convenient, affordable and preferred foods by 2025
SO 2	Poor and vulnerable communities in Cambodia are more resilient to shocks and stresses in the food system by 2023
SO 3	National and subnational institutions have strengthened capacities to mitigate risks and lead coordinated shock preparedness and response efforts by 2025
SO 4	National and subnational institutions in Cambodia have strengthened capacities to develop, coordinate and implement well-informed, effective, and equitable actions for achieving food security and nutrition by 2030
SO 5	Development and humanitarian partners in Cambodia have access to common supply chain services throughout the year
Code	Country Activity Long Description
CAR1	2 Provide implementation support and technical assistance to national and subnational public and private sector actors engaged in food production and transformation
CPA1	6 Provide on-demand supply chain services to other United Nations agencies and humanitarian actors
CSI1	4 Develop and integrate digital information systems and provide technical assistance in their use to government officials and their counterparts
CSI2	5 Provide technical, coordination and organizational assistance to the Government and other food security, nutrition and social protection actors at the national and subnational levels
EPA1	3 Provide technical support and backstopping to national stakeholders engaged in shock preparedness and response mechanisms and risk informed coordination
SMP1	1 Provide implementation support and technical assistance, including support to evidence-based policy and programme development, to national and subnational public and private sector actors engaged in social safety nets, particularly home-grown school feeding

Annual Country Report

Cambodia Country Portfolio Budget 2019 (2019-2023)

Annual Financial Overview for the period 1 January to 31 December 2019 (Amount in USD)

Strategic Result	Strategic Outcome	Activity	Needs Based Plan	Implementation Plan	Available Resources	Expenditures
1	Vulnerable communities in Cambodia have access to nutritious, safe, diverse, convenient, affordable and preferred foods by 2025	1 Provide implementation support and technical assistance, including support to evidence-based policy and programme development, to national and subnational public and private sector actors engaged in social safety nets, particularly home-grown school feeding	9,476,237	9,384,402	21,507,496	8,506,424
Subtotal Strategic Result 1. Everyone has access to food (SDG Target 2.1)			9,476,237	9,384,402	21,507,496	8,506,424
4	Poor and vulnerable communities in Cambodia are more resilient to shocks and stresses in the food system by 2023	2 Provide implementation support and technical assistance to national and subnational public and private sector actors engaged in food production and transformation	1,207,664	876,839	1,941,809	108,295
Subtotal Strategic Result 4. Food systems are sustainable (SDG Target 2.4)			1,207,664	876,839	1,941,809	108,295

Annual Country Report

Cambodia Country Portfolio Budget 2019 (2019-2023)

Annual Financial Overview for the period 1 January to 31 December 2019 (Amount in USD)

Strategic Result	Strategic Outcome	Activity	Needs Based Plan	Implementation Plan	Available Resources	Expenditures
5	National and subnational institutions have strengthened capacities to mitigate risks and lead coordinated shock preparedness and response efforts by 2025	3 Provide technical support and backstopping to national stakeholders engaged in shock preparedness and response mechanisms and risk informed coordination	644,935	730,696	972,145	311,776
	National and subnational institutions in Cambodia have strengthened capacities to develop, coordinate and implement well-informed, effective, and equitable actions for achieving food security and nutrition by 2030	4 Develop and integrate digital information systems and provide technical assistance in their use to government officials and their counterparts	640,718	638,030	733,462	384,777
		5 Provide technical, coordination and organizational assistance to the Government and other food security, nutrition and social protection actors at the national and subnational levels	241,375	252,925	280,986	193,468
Subtotal Strategic Result 5. Countries have strengthened capacity to implement the SDGs (SDG Target 17.9)			1,527,028	1,621,652	1,986,593	890,021
8	Development and humanitarian partners in Cambodia have access to common supply chain services throughout the year	6 Provide on-demand supply chain services to other United Nations agencies and humanitarian actors	61,052	61,584	55,409	45,558
Subtotal Strategic Result 8. Sharing of knowledge, expertise and technology strengthen global partnership support to country efforts to achieve the SDGs (SDG Target 17.16)			61,052	61,584	55,409	45,558
		Non Activity Specific	0	0	16,915,226	0
Subtotal Strategic Result			0	0	16,915,226	0
Total Direct Operational Cost			12,271,981	11,944,476	42,406,533	9,550,298

This computer generated report is certified by the Chief of Contribution Accounting and Donor Financial Reporting Branch (RMFC)

Annual Country Report

Cambodia Country Portfolio Budget 2019 (2019-2023)

Annual Financial Overview for the period 1 January to 31 December 2019 (Amount in USD)

Strategic Result	Strategic Outcome	Activity	Needs Based Plan	Implementation Plan	Available Resources	Expenditures
	Direct Support Cost (DSC)		1,457,727	1,439,051	2,702,793	1,117,769
	Total Direct Costs		13,729,707	13,383,527	45,109,326	10,668,066
	Indirect Support Cost (ISC)		892,431	869,929	2,269,342	2,269,342
	Grand Total		14,622,138	14,253,457	47,378,668	12,937,409



Brian Ah Poe
Chief
Contribution Accounting and Donor Financial Reporting Branch

Columns Definition

Needs Based Plan

Latest annual approved version of operational needs as of December of the reporting year. WFP's needs-based plans constitute an appeal for resources to implement operations which are designed based on needs assessments undertaken in collaboration with government counterparts and partners

Implementation Plan

Implementation Plan as of January of the reporting period which represents original operational prioritized needs taking into account funding forecasts of available resources and operational challenges

Available Resources

Unspent Balance of Resources carried forward, Allocated contribution in the current year, Advances and Other resources in the current year. It excludes contributions that are stipulated by donor for use in future years

Expenditures

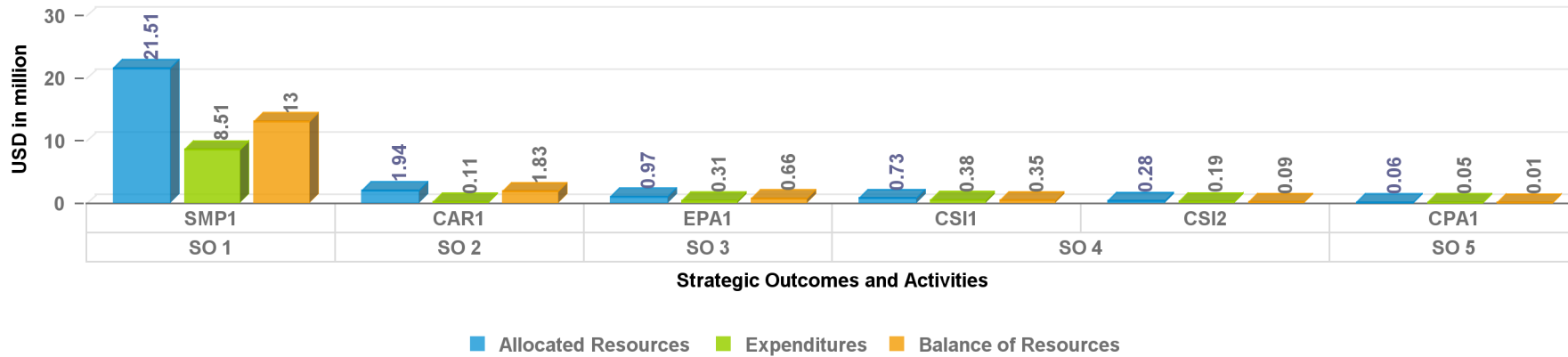
Monetary value of goods and services received and recorded within the reporting year

Annual Country Report

Cambodia Country Portfolio Budget 2019 (2019-2023)

Cumulative Financial Overview as at 31 December 2019 (Amount in USD)

Cumulative CPB Overview



Code	Strategic Outcome
SO 1	Vulnerable communities in Cambodia have access to nutritious, safe, diverse, convenient, affordable and preferred foods by 2025
SO 2	Poor and vulnerable communities in Cambodia are more resilient to shocks and stresses in the food system by 2023
SO 3	National and subnational institutions have strengthened capacities to mitigate risks and lead coordinated shock preparedness and response efforts by 2025
SO 4	National and subnational institutions in Cambodia have strengthened capacities to develop, coordinate and implement well-informed, effective, and equitable actions for achieving food security and nutrition by 2030
SO 5	Development and humanitarian partners in Cambodia have access to common supply chain services throughout the year
Code	Country Activity - Long Description
CAR1	2 Provide implementation support and technical assistance to national and subnational public and private sector actors engaged in food production and transformation
CPA1	6 Provide on-demand supply chain services to other United Nations agencies and humanitarian actors
CSI1	4 Develop and integrate digital information systems and provide technical assistance in their use to government officials and their counterparts
CSI2	5 Provide technical, coordination and organizational assistance to the Government and other food security, nutrition and social protection actors at the national and subnational levels
EPA1	3 Provide technical support and backstopping to national stakeholders engaged in shock preparedness and response mechanisms and risk informed coordination
SMP1	1 Provide implementation support and technical assistance, including support to evidence-based policy and programme development, to national and subnational public and private sector actors engaged in social safety nets, particularly home-grown school feeding

Annual Country Report

Cambodia Country Portfolio Budget 2019 (2019-2023)

Cumulative Financial Overview as at 31 December 2019 (Amount in USD)

Strategic Result	Strategic Outcome	Activity	Needs Based Plan	Allocated Contributions	Advance and Allocation	Allocated Resources	Expenditures	Balance of Resources
1	Vulnerable communities in Cambodia have access to nutritious, safe, diverse, convenient, affordable and preferred foods by 2025	1 Provide implementation support and technical assistance, including support to evidence-based policy and programme development, to national and subnational public and private sector actors engaged in social safety nets, particularly home-grown school feeding	9,476,237	21,507,496	0	21,507,496	8,506,424	13,001,073
Subtotal Strategic Result 1. Everyone has access to food (SDG Target 2.1)			9,476,237	21,507,496	0	21,507,496	8,506,424	13,001,073
4	Poor and vulnerable communities in Cambodia are more resilient to shocks and stresses in the food system by 2023	2 Provide implementation support and technical assistance to national and subnational public and private sector actors engaged in food production and transformation	1,207,664	1,941,809	0	1,941,809	108,295	1,833,514
Subtotal Strategic Result 4. Food systems are sustainable (SDG Target 2.4)			1,207,664	1,941,809	0	1,941,809	108,295	1,833,514

Annual Country Report

Cambodia Country Portfolio Budget 2019 (2019-2023)

Cumulative Financial Overview as at 31 December 2019 (Amount in USD)

Strategic Result	Strategic Outcome	Activity	Needs Based Plan	Allocated Contributions	Advance and Allocation	Allocated Resources	Expenditures	Balance of Resources
5	National and subnational institutions have strengthened capacities to mitigate risks and lead coordinated shock preparedness and response efforts by 2025	3 Provide technical support and backstopping to national stakeholders engaged in shock preparedness and response mechanisms and risk informed coordination	644,935	972,145	0	972,145	311,776	660,370
	National and subnational institutions in Cambodia have strengthened capacities to develop, coordinate and implement well-informed, effective, and equitable actions for achieving food security and nutrition by 2030	4 Develop and integrate digital information systems and provide technical assistance in their use to government officials and their counterparts	640,718	733,462	0	733,462	384,777	348,685
		5 Provide technical, coordination and organizational assistance to the Government and other food security, nutrition and social protection actors at the national and subnational levels	241,375	280,986	0	280,986	193,468	87,517
Subtotal Strategic Result 5. Countries have strengthened capacity to implement the SDGs (SDG Target 17.9)			1,527,028	1,986,593	0	1,986,593	890,021	1,096,572

Annual Country Report

Cambodia Country Portfolio Budget 2019 (2019-2023)

Cumulative Financial Overview as at 31 December 2019 (Amount in USD)

Strategic Result	Strategic Outcome	Activity	Needs Based Plan	Allocated Contributions	Advance and Allocation	Allocated Resources	Expenditures	Balance of Resources
8	Development and humanitarian partners in Cambodia have access to common supply chain services throughout the year	6 Provide on-demand supply chain services to other United Nations agencies and humanitarian actors	61,052	55,409	0	55,409	45,558	9,851
Subtotal Strategic Result 8. Sharing of knowledge, expertise and technology strengthen global partnership support to country efforts to achieve the SDGs (SDG Target 17.16)			61,052	55,409	0	55,409	45,558	9,851
		Non Activity Specific	0	16,915,226	0	16,915,226	0	16,915,226
Subtotal Strategic Result			0	16,915,226	0	16,915,226	0	16,915,226
Total Direct Operational Cost			12,271,981	42,406,533	0	42,406,533	9,550,298	32,856,236
Direct Support Cost (DSC)			1,457,727	2,702,793	0	2,702,793	1,117,769	1,585,024
Total Direct Costs			13,729,707	45,109,326	0	45,109,326	10,668,066	34,441,260
Indirect Support Cost (ISC)			892,431	2,524,286		2,524,286	2,524,286	0
Grand Total			14,622,138	47,633,612	0	47,633,612	13,192,353	34,441,260

This donor financial report is interim



Brian Ah Poe
Chief

Contribution Accounting and Donor Financial Reporting Branch

01/02/2020 13:26:43

Columns Definition

Needs Based Plan

Latest approved version of operational needs. WFP's needs-based plans constitute an appeal for resources to implement operations which are designed based on needs assessments undertaken in collaboration with government counterparts and partners

Allocated Contributions

Allocated contributions include confirmed contributions with exchange rate variations, multilateral contributions, miscellaneous income, resource transferred, cost recovery and other financial adjustments (e.g. refinancing). It excludes internal advance and allocation and contributions that are stipulated by donor for use in future years.

Advance and allocation

Internal advanced/allocated resources but not repaid. This includes different types of internal advance (Internal Project Lending or Macro-advance Financing) and allocation (Immediate Response Account)

Allocated Resources

Sum of Allocated Contributions, Advance and Allocation

Expenditures

Cumulative monetary value of goods and services received and recorded within the reporting period

Balance of Resources

Allocated Resources minus Expenditures