

SAVING  
LIVES

CHANGING  
LIVES



# Burundi

## Annual Country Report 2019

Country Strategic Plan  
2018 - 2020



World Food  
Programme

# Table of contents

<b>Summary</b>	<b>3</b>
<b>Context and Operations</b>	<b>6</b>
<b>CSP financial overview</b>	<b>8</b>
<b>Programme Performance</b>	<b>9</b>
Strategic outcome 01	9
Strategic outcome 02	10
Strategic outcome 03	12
Strategic outcome 04	13
Strategic outcome 05	15
<b>Cross-cutting Results</b>	<b>16</b>
Progress towards gender equality	16
Protection	16
Accountability to affected populations	17
Environment	17
<b>Extra section</b>	<b>19</b>
<b>Data Notes</b>	<b>19</b>
<b>Figures and Indicators</b>	<b>22</b>
WFP contribution to SDGs	22
Beneficiaries by Age Group	23
Beneficiaries by Residence Status	23
Annual Food Transfer	23
Annual Cash Based Transfer and Commodity Voucher	24
Strategic Outcome and Output Results	25
Cross-cutting Indicators	46

# Summary

In 2019, WFP supported food, nutrition, livelihoods, logistics and other needs of 1.3 million food-insecure people (51 percent women) in Burundi. Through its initiatives, WFP assisted the Government in their efforts to achieve Sustainable Development Goals 2: Zero Hunger and 17: Partnerships, as recommended by the World Bank report[MS1][1]. Efforts to improve nutrition contributed to a reduction of prevalence of stunting by two percent from 56 percent, as was indicated in the Joint Approach for Nutrition and Food Security Assessment (December 2018). Interventions were implemented in a context of food insecurity, chronic poverty, and a volatile socio-political context as the country prepared for general elections.

As part of its Interim Country Strategic Plan, WFP provided food assistance to over 50,000 Congolese refugees in five camps and to 338,380 vulnerable food-insecure populations, including Burundians returnees. WFP implemented community-based resilience-building activities focusing on watersheds for erosion control, afforestation, installation of household composters for soil fertility restoration, and installation of household kitchen gardens, reaching 41,200 beneficiaries, including 20,834 women.

School feeding, a significant safety net in Burundi, reached more than 621,000 children fed daily by WFP in 820 schools. Despite pipeline breaks, the programme stimulated enrolment and attendance, which increased by 2 and 1 percent respectively in 2019, in line with a positive trend over the years. WFP supported capacity strengthening of the national school feeding system, contributing to the development of the National School Feeding Implementation Strategy and South-South cooperation with Senegal.

WFP's promotion of local purchases from smallholder farmers led to the launching of milk rations in schools through a private sector partnership. Local procurement of food commodities from farmers, some 30 percent, translated into USD 2.2 million injected into the local economy.

WFP Burundi, with the School Feeding and TEC units, won the 2020 WFP Innovation Accelerator 'Innovation Award'. The prize was awarded to WFP for its School Connect project[2] pilot, this will facilitate the tracking of stocks, meals, attendance, dropout rates, and will help link to performance and nutrition interventions.

Cash-based transfer initiatives had been planned for the School Feeding Programme and for returnees and refugees, however due to scarcity of resources it was not feasible to implement these. WFP did however transfer USD 1.6 million to beneficiaries under the resilience-building activities promoting economic empowerment, access to productive assets and markets stimulation.

Burundi made extraordinary progress in putting in place important building blocks for its fight against malnutrition, with the support of WFP and other stakeholders. WFP provided technical and financial support for the finalisation of a multi-sectoral food and nutrition strategy, set-up of an inter-ministerial Scaling Up Nutrition (SUN) platform, the development of the Sectoral Strategic Plan for Nutrition, the Multi-sectoral Strategic Plan for Food Security and Nutrition and the revision of the National Protocol for Management of Acute Malnutrition.

As part of a strong financial and technical stakeholder group, WFP has actively supported the Government to provide multi-sectoral approaches to address chronic malnutrition, supporting advocacy efforts by the Government, and co-hosted a side event at the World Bank Spring meeting in April 2019. Together with the Government, WFP implemented a Fill the Nutrient Gap analysis and a Joint Approach to Nutrition and Food Security Assessment, key evidence for policies and strategies formulation, and future programming. WFP supported the private sector, collectively working with the Government, to officially launch the SUN Business Network by mobilising businesses to invest in sustainable actions to reduce malnutrition. In 2019, support consisted in the provision of technical expertise guidance and facilitation to set up the SBN.

WFP also supported the Government in Moderate Acute Malnutrition (MAM) treatment in four provinces. Due to resource constraints, stunting prevention was prioritised in Kirundo (1 out of 18 provinces), an area with high stunting prevalence [2], high food insecurity levels and limited nutrition interventions.

As there was a high risk of Ebola Virus Disease spreading to Burundi from DRC, WFP led the provision of logistics support to the country's emergency preparedness, installing screening and isolation units and supporting logistical coordination and transport with the Ministry of Health. This support ensured appropriate facilities to contain the disease and provide effective care to patients.

# 1,290,017

Total Beneficiaries in 2019

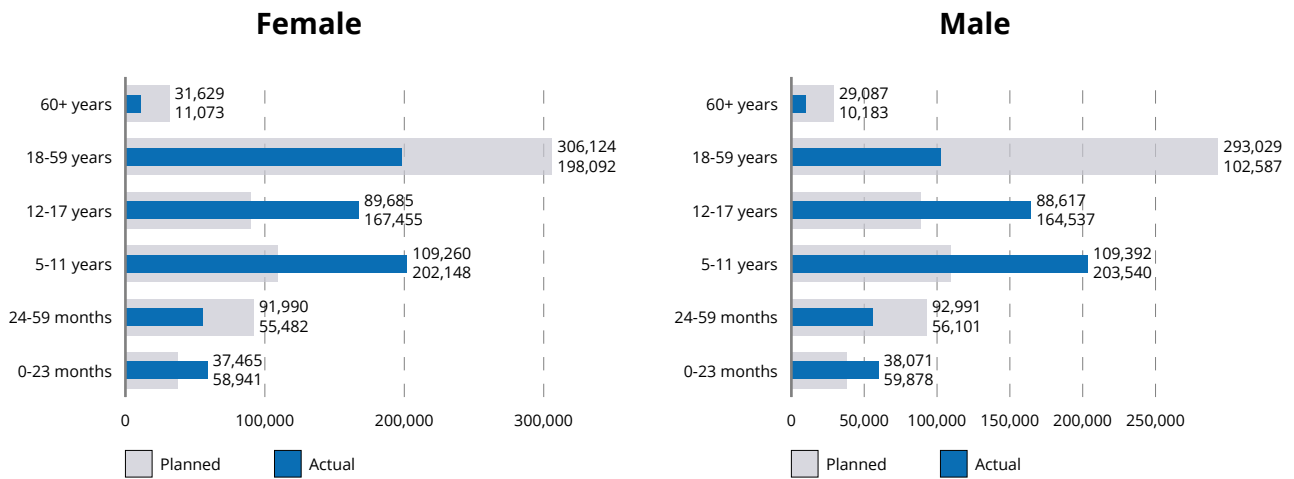


54% female

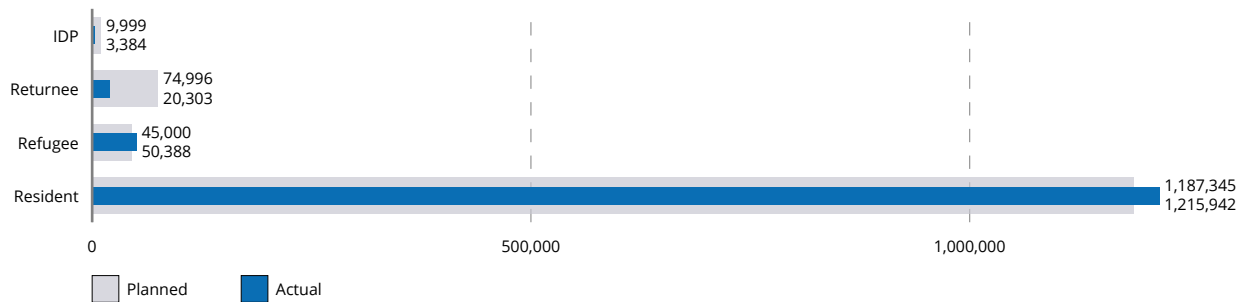


46% male

## Beneficiaries by Sex and Age Group



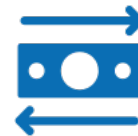
## Beneficiaries by Residence Status



## Total Food and CBT

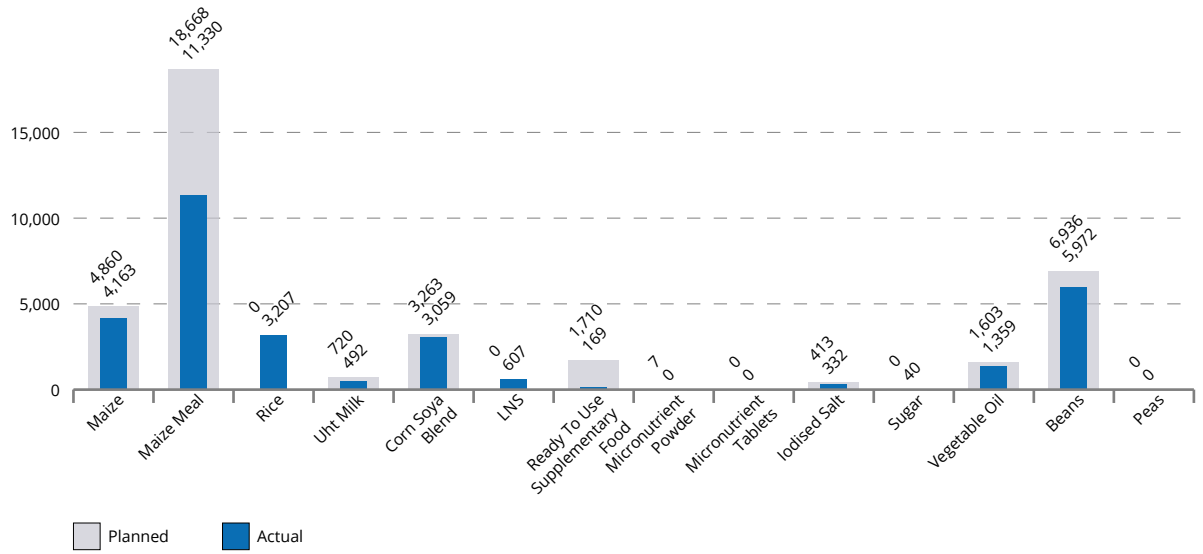


**30,730 mt**  
total actual food transferred in 2019  
of 38,180 mt total planned




**US\$ 1,605,934**  
total actual cash transferred in 2019  
of \$US 5,730,000 total planned

### Annual Food Transfer

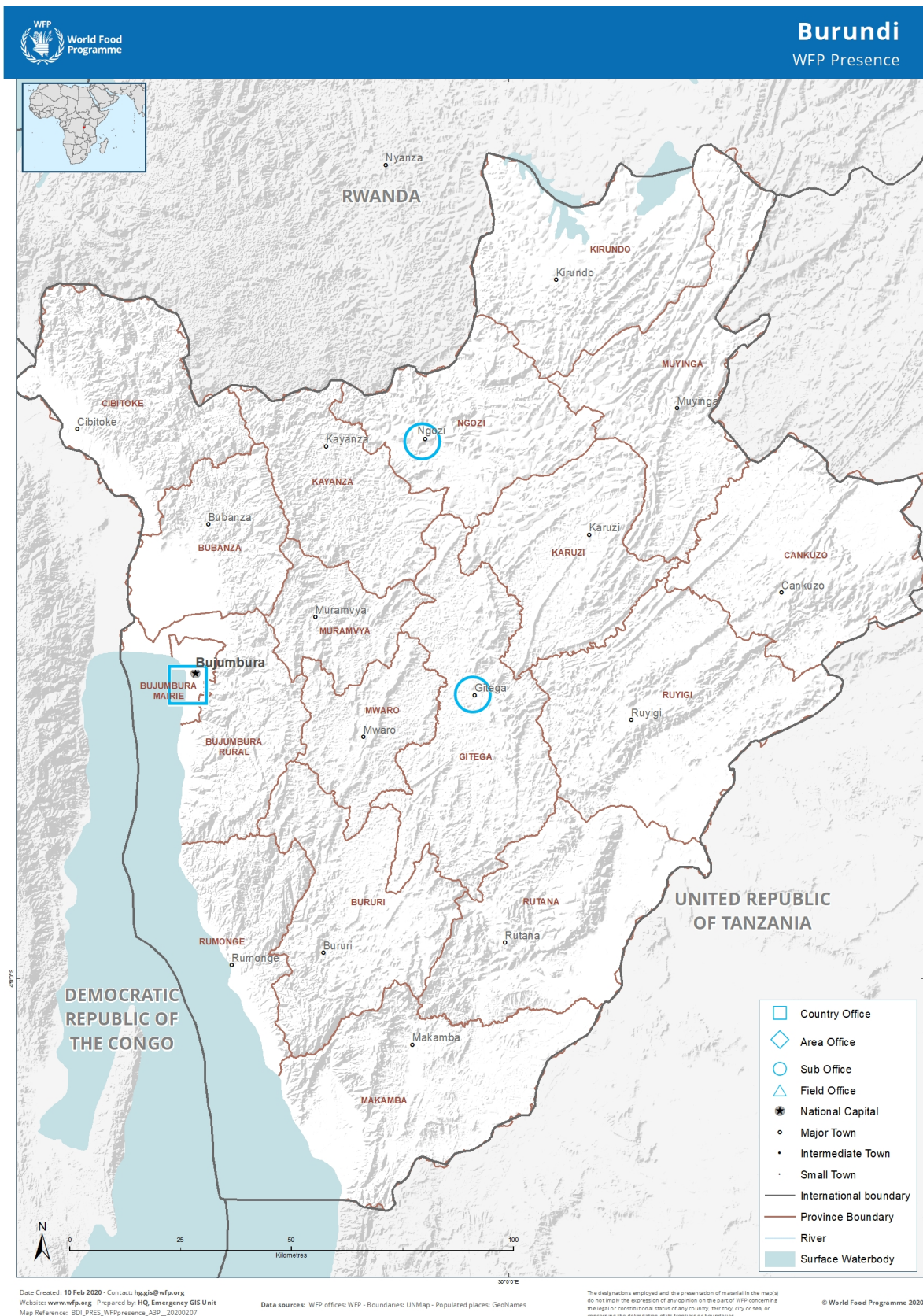


### Annual Cash Based Transfer and Commodity Voucher





# Context and Operations



An East African landlocked country with 11.7 million people and a growth rate of 3.2 percent per year, Burundi has the second highest prevalence of chronic malnutrition (56 percent) in the world[5], global acute malnutrition is as high as 5 percent, and 6 in 10 children 6–59 months are affected by anaemia (2016–2017 DHS). Burundi is one of the poorest countries in the world, ranking 185 out of 189 countries in the HDI[6].

According to the Integrated Food Security Phase Classification (IPC) analysis (April 2019), 15 percent of the population are in IPC 3 and 4 and urgently require food assistance. Of this, 263,000 persons are in IPC phase 4[7], an extremely severe situation where action is needed.

Due to climate change, which contributed to 38 percent of land degradation, Burundi is facing climatic shocks characterized by heavy rainfalls, floods, landslides and prolonged spells of drought, undermining the country's already fragile food security. The most affected regions include the northern and north-eastern provinces, registering the highest figures of stunting (mostly over 60 percent) mainly due to chronic food insecurity, and hosting Congolese refugees and Burundian returnees. The International Organization for Migration's displacement report indicated that 104,191 Burundians are internally displaced (December 2019), with 77 percent forced to move due to natural disasters.[8]

Beyond poverty and food insecurity, chronic malnutrition also results from poor infant and young child feeding and care practices, high prevalence of diseases, limited access to quality health services, poor hygiene and sanitation, early and un-spaced pregnancies and gender inequality in access to and control over resources. In 2019, WFP and its partners implemented actions (Strategic Outcome 2 and 3) aimed at reducing chronic malnutrition: implementing nutrition-sensitive food assistance for assets activities, providing nutritious food coupled with social behaviour change communication, and involving the community through the care group approach.

High levels of food insecurity and poverty jeopardize education outcomes. A primary school dropout analysis, conducted in 2019 by a local NGO involved in childhood protection, indicated that half of dropouts during 2017-2018 school year were recorded in provinces most affected by poverty and food insecurity (Kirundo, Muyinga, Ngozi, Kayanza, and Makamba). Most children quit school to help their parents earn a living by seeking employment inside or outside the country [9]. WFP contributes to addressing this situation through providing school meals to school children, encouraging enrolment and attendance, and reducing dropouts' rates.

Socio-economic instability and successive crises have pushed hundreds of thousands of Burundians out of the country in the last years. According to UNHCR, neighbouring countries currently host more than 330,000 Burundian refugees. Throughout 2019, only 21,000 returned to Burundi and settled in provinces affected by food insecurity. For instance, only 27 percent of returnee children currently attend school due to livelihood challenges.

Burundi hosts 71,500 Congolese refugees, of which 51,700 reside in five camps. Given the situation in DRC, it is unlikely that refugees return to their country, and a new influx could arise due to insecurity in east. According to the December 2018 Joint Assessment Mission and the June 2019 Fill the Nutrient Gap analysis, livelihood opportunities and living conditions in the camps deteriorated in the last years.

This situation exposes the populations to various risks, including socio-economic (linked, for instance, to high food prices, livelihood opportunities, etc) and protection risks. To ensure long-term solutions to food and nutrition insecurity, the government has adopted relevant national policies: Burundi's National Development Plan (NDP) 2018-2027, Burundi's Vision 2025, and the National Social Protection Policy. The government also adheres to international initiatives, including the Scaling Up Nutrition (SUN).

With the Sustainable Development Goals (SDGs) as WFP's overarching goals, based on the above national instruments and others, and in the framework of the UN Development Assistance Framework 2019-2023, WFP is implementing an Interim Country Strategic Plan 2018-2020 with interventions aimed to strengthen the government's capacity to achieve Zero Hunger. Working towards SDG 2 and the implementation of the Burundi's NDP 2018-2027, particularly in its strategic orientations 1,2,3, and 5 [10], WFP's Strategic Outcome 1 focuses on meeting the basic food requirements of refugees hosted in camps, returnees, and other food-insecure people through unconditional and conditional cash and food transfers. Under its Strategic Outcome 2, WFP strengthens community resilience through assets creation and improves education outcomes. Under Strategic Outcome 3, WFP combats malnutrition by coordinating efforts with the government and partners, in particular, UNICEF. Strategic Outcome 4 addresses the root causes of food insecurity by improving the incomes of food-insecure farming households.

Working towards SDG 17, Strategic Outcome 5 supports the activities of humanitarian and development actors by ensuring their access to effective supply chain management, logistics and TEC. In this regard, WFP provides them with essential services such as fuel, storage, transport, and supply chain-related capacity development.

# CSP financial overview

WFP Burundi was 70 percent funded against the annual needs-based plan and 92 percent versus the implementation plan. This funding represents 26 percent of the ISCP budget.

In a particularly challenging funding context in Burundi - widely considered a 'forgotten crisis[11]' - WFP advocated with local donor representations, constituencies of targeted donor markets and new donors to raise awareness on food security and nutrition. Thanks to continued donor support, WFP maintained the same funding level as in 2018. Predictable multi-year funding accounted for 16 percent and allowed proactive planning. However, most of this funding was earmarked, affecting activities such as food assistance to refugees. To avert pipeline breaks and address procurement delays, WFP used its internal project lending mechanism, as necessary.

Increased food insecurity driven by climatic shocks, a risk of massive repatriation, and an influx of Congolese refugees were among the causes of a budget revision implemented in October. This revision also included funding gaps for school feeding and increased numbers of cash-based transfers (CBT) beneficiaries. Consequently, the 2019 needs-based plan increased by 12 percent.

An early confirmation of contributions allowed WFP to timely procure commodities from regional markets, including the Global Commodity Management Facility, at favourable prices. Reduced lead time prevented pipeline breaks and facilitated continued assistance.

Strategic Outcome 1 was funded up to 71 percent of its needs-based plan. Of the three activities, two [12] shared nearly all the resources received, with 2 percent designated to emergency preparedness. Assistance to refugees received 73 percent of its total needs-based plan - insufficient to cover the food requirements of refugees who exclusively rely on humanitarian assistance. Distribution constraints faced under Unconditional Resource Transfers and less returnees received meant less resource expenditure.

Strategic Outcome 2 received 70 percent of its needs-based plan for food assistance for assets and school feeding programme. Under this Strategic Outcome, school feeding took the lion's share of the funding (81 percent) based on donor support. Funded at 68 percent of its needs-based plan, the school feeding programme recorded several pipeline breaks due to EAC and government new procedures, forcing WFP to reduce its cereals commodity by 33 percent between January and March. In April, WFP reinstated its full assistance upon arrival of food commodities ordered in the region in January 2019 [13]. CBT programmed for food assistance for assets received 75 percent of funding and prioritised four communes. In total, USD 1.6 million were distributed to participants through direct cash transfer.

Nutrition programme under Strategic Outcome 3 was funded up to 75 percent. Funding availability resulted in expanded coverage. Stunting prevention received 72 percent of its needs-based plan, accounting for 59 percent of total funding received under this Strategic Outcome. To increase efficiency of the available funding, WFP limited stunting prevention activities to one province and integrated nutrition education in food assistance for assets activities. Moderate acute malnutrition treatment continued in four targeted provinces until September 2019. A pipeline break in SuperCereal Plus caused the 3 months suspension of the programme for pregnant and lactating women.

Strategic Outcome 4 supporting smallholder farmers received 9 percent of funding. To mitigate reduced activities, the cooperating partner used the resources from the subsidised sale of the post-harvest loss management equipment.

Under Strategic Outcome 5, WFP provided Government, humanitarian and development partners with supply chain and logistics services, at full cost recovery, and contributed to preparedness activities against Ebola, with 77 percent funding received.

Overall, the received funding was used to implement planned activities. Unspent balances include multi year contributions for 2020-2021 especially for Strategic Outcomes 2 and 3.



# Programme Performance

## Strategic outcome 01

Crisis affected populations including refugees in camps, internally displaced people (IDPs) and returnees in targeted areas are able to meet their basic food needs all year round

Needs-based plan	Implementation plan	Available resources	Expenditures
\$16,552,377	\$16,178,937	\$16,028,850	\$11,549,163

Under this Strategic Outcome, WFP provides food assistance to crisis-affected populations, including refugees in-camps, Burundian returnees, internally displaced persons (IDPs) and other severely food-insecure households. It includes capacity strengthening for Government and local humanitarian partners in emergency preparedness and response.

In total, WFP supported 50,388 refugees and 338,380 highly food insecure people under this Strategic Outcome, which received 71 percent of the annual funding requirements. Of this, 72 percent was funding received towards the end of the year and could not be utilised. Due to earmarked funding, activity (one-refugee operations) and activity two (assistance to food insecure host population), received USD 8.6 million and USD 6.9 million respectively, accounting for the majority of the contributions towards Strategic Outcome One. Activity three, capacity strengthening to the government for early warning systems and partners, was underfunded at approximately USD 484,400 – 2 percent of the strategic outcome. As a result, WFP's capacity to fully meet the basic food needs of refugees who solely rely on humanitarian assistance was limited. WFP reached lower numbers than those foreseen by UNHCR and the Burundian government. Rations cuts were also introduced and the planned Cash Based Transfers (CBT) for refugees did not take place.

A 2018 Joint Assessment Mission (JAM) assessing the food security and nutrition situation among refugees indicated an overall reduction in food consumption and dietary diversity scores, as well as an increase in chronic malnutrition prevalence. This deterioration was ascribed to funding constraints experienced in 2017 and 2018 leading to a reduction of the food basket. WFP's Fill the Nutrient Gap (FNG, June 2019) analysis of refugee camps indicated that the food basket provided did not cover all the nutritional needs of beneficiaries. The JAM and FNG had strongly recommended the reintroduction of CBT in refugee camps and the provision of fortified blended food to respond to the specific needs of pregnant and lactating women. Due to resource limitations, WFP was unable to implement the recommendations. Likewise, the reintroduction of the SuperCereal Plus in the refugees' basket, planned in the budget revision, was not feasible due to budget constraints. WFP continued to advocate for these needs and plans to fully implement the JAM and FNG recommendations in 2020, should resources allow.

Refugees in camps and asylum seekers in transit centres, received a full ration of cereals, pulses and oil until September. Since then, WFP resorted to reducing the ration of pulses by 15 percent to stretch the available stock, reducing the required kcal by approximately 11 percent. The reduction was due to resource constraints and increased refugee caseload. The reduced ration was provided until October, and in November, an allocation from the multilateral fund allowed to reinstate the full ration. WFP assisted more refugees than planned because of the increased influx of Congolese refugees into Burundi, fleeing an upsurge of violence in eastern DRC.

The food assistance provided improved food security among refugees. A post-distribution monitoring (PDM) implemented in December 2019 revealed an increase by 5.5 percent (from 72 percent) of the proportion of households consuming enough and adequate food between November 2018 and December 2019. The proportion of male-headed households consuming adequate food increased by 6 percent more than that of female-headed households because men in camps have access to additional livelihood sources including the sale of labour, and small businesses outside the camps as was reflected in focus group discussions during process monitoring.

However, as the stock of food received from WFP was almost depleted at the time of the monitoring, the refugee households had started adopting severe coping mechanisms, including borrowing money or food and limiting the amount of food consumed at mealtimes. As was evidenced by the 2018 JAM, the in-kind food assistance provided does not often make ends meet because part of it is sold to meet other needs or pay debts. For effectiveness of assistance, the reintroduction of cash-based transfers is crucial.

Food assistance to returnees, IDPs, and other vulnerable food insecure populations was funded up to 66 percent. Subsequently, WFP prioritised the returnees as they came with almost nothing and went back in zones identified by the April IPC as the most food insecure. They received a cooked ration at transit centres, and a three-month return food package to help them reintegrate their communities. However, UNHCR and WFP PDM showed that the three-month ration lasted only two to four weeks, as they felt obliged to share with food-insecure host community members. Unconditional Resource Transfers implemented in October contributed to fill the gap, and food assistance for assets activities are planned in areas of high returns, if resources allow.

Fewer returnees (20,836 out of 116,000) were assisted as the expected influx did not materialise, most probably due to uncertainty around the upcoming elections and the climatic hazards which affected the country. As there was a high probability of massive return [14], the available food stock could not be transferred to other activities.

Unconditional Resource Transfers for vulnerable food-insecure populations were delayed due to lengthy discussions with the local administration on beneficiary targeting. Distributions planned in April-May lean season were implemented during the October-November lean period in six provinces, reaching 80 percent of the target. This assistance helped meeting the basic food needs of the targeted populations. The December PDM showed an increase of 38.5 percent up from 32.5 percent of the proportion of households consuming enough and adequate food between June and December 2019. The PDM reports revealed an increase in daily consumption of food rich in hem iron, proteins, and vitamins (3, 9 and 28 percent respectively). The food assistance contributed to decreasing household expenses on food by 15 percent, allowing beneficiaries to meet other household needs (household assets and payment of school fees for children).

Due to limited livelihoods, the food assistance provided alone could not fill the gap in organic mineral requirements and ensure the needed diet diversity, which explains the low consumption of hem iron among assisted refugees and proteins and vitamin A among returnees and host populations, as well as the low food diversity observed among women of reproductive age as far as assistance to returnees and host community is concerned. Also, planned cash-based transfers for assistance to returnees, IDPs and other vulnerable food-insecure populations could not be implemented due to lack resources.

WFP continued to strengthen the capacity of Government institutions (mainly decentralised structures of the Ministry of Agriculture and Livestock) and local humanitarian partners such as the Burundi Red Cross (BRC) and Caritas Burundi in emergency preparedness and response in cooperation with the National Platform for Risk Prevention and Disaster Management. Activities focused on early warning systems, food security assessments and analyses, and food security and market surveillance.

Through capacity strengthening on food security data collection and analysis for government personnel, WFP has supported the establishment of a network of 40 trained members, with a view to handing over the implementation of food security monitoring systems (FSMS) to the government. The three FSMS planned for 2019 (March, July, December) could not be implemented following a new government's legislation on data collection. As a result of sustained negotiations with the Government, WFP was authorised to conduct a Food Security Outcome Monitoring, which allowed to measure projects progress towards the end of the year. Other assessments were implemented to strengthen national systems for forecast-based early action, including the FNG, and the Joint Approach to Nutrition and Food Security Assessment (JANFSA) whose results continue to orient programmatic initiatives.

As part of the joint WFP/International Federation of the Red Cross capacity strengthening initiative for the BRC whereby WFP provided its expertise in cash preparedness, logistics, and organisational development [15]. Due to lack of the necessary information, the emergency preparedness index was not measured.

Gender was mainstreamed in the activities implemented under this Strategic Outcome. In 2020, WFP will address weaknesses noted in addressing age-specific needs.

## Strategic outcome 02

Food insecure households in targeted areas have safe access to adequate and nutritious food all year round

Needs-based plan	Implementation plan	Available resources	Expenditures
\$24,787,615	\$16,423,146	\$26,177,513	\$13,357,354

Under Strategic Outcome Two, WFP supported targeted vulnerable food insecure communities to engage in productive asset creation and livelihood diversification and contribute to improving education outcomes in food-insecure areas through the school feeding programme, supporting the government in its progress towards achieving Sustainable Development Goals (SDGs): the eradication of poverty and hunger (SDG 1&2), contributing to health and well-being (SDG 3), quality education (SDG 4), gender equality (SDG 5), economic growth (SDG 8), reduced inequalities (SDG 10) and partnership (SDG 17).

In 2019, this Strategic Outcome was 70 percent funded. Actual available resources for 2019 (approximately USD 18 million) were spent at 72 percent. The remaining 28 percent accounted for carry-over commodities for WFP's school feeding programme, following late arrival of resources and resources allocated to a joint resilience activity that could not be spent due to delays in partner agencies finalising the implementation strategy.

The school feeding programme constitutes one of the largest safety nets in the country and the Government of Burundi has identified the programme as a clear national priority and the main priority social safety net for vulnerable children. WFP's school feeding programme was funded at 63 percent against its annual requirements. Funding constraints, coupled with logistic challenges, resulted in several pipeline breaks which affected the programme [16]. Due to limited food availability on the market, WFP was unable to locally procure the required food commodities. During the first quarter of 2019, WFP was forced to reduce its cereal distribution by one third in order to stretch available resources. The reduction affected all WFP-assisted schools - approximately 620,000 children. Thankfully, WFP was able to reinstate the full food assistance in April 2019, following the arrival of imported food commodities into Burundi. Due to the lengthy procurement lead times, these food commodities purchased in January, only reached Burundi in March [18]. Resource constraints continued to affect WFP's programming. In September, WFP reduced the number of assisted school children from 620,000 to 533,000 and the number of feeding days from 20 to 16 per month.

The programme has grown since 2017, thanks to a World Bank contribution – directed through the Burundian Government – and an annual investment by the government itself. School children targeted for assistance received a nutritious meal (average of 610 kcal) for each day they attend school, accounting for approximately 34 percent of the daily required calorific intake. The school meal consisted of cereals, pulses, and vegetable oil. Vegetables, fruits, and mushrooms, grown in school gardens or provided by parents, complemented the school meals to improve the school children's nutritional intake. In some areas with high rates of malnutrition, school feeding included UHT milk purchased by WFP from local smallholder farmers, directly contributing to the local economy. Cash-based transfers planned under the school feeding programme did not take place given the resource constraints; compounded by the depreciation of the local currency (Burundi Franc), which disproportionately affected WFP's CBT transfer value (USD). Despite these constraints, WFP was able to implement its school feeding programme in seven provinces (Cibitoke, Bujumbura, Bubanza, Kirundo, Muyinga, Ngozi and Gitega).

In order to reduce indoor air pollution and related health concerns, as well as the impact of firewood use on the environment, WFP continued to support the construction of institutional fuel-efficient stoves in assisted schools; 100 stoves were built in Gitega province and were used for cooking school meals.

A complementary package of essential interventions, such as nutrition, health and family planning education and school gardens, were provided to promote nutrition and hygiene, maximising the effectiveness of the school feeding programme. Using social and behaviour change communication strategies, WFP aimed to educate and encourage adolescent school children to promote positive behaviours. In collaboration with United Nations Population Fund (UNFPA) and World Vision, WFP took advantage of established mixed-gender youth clubs to promote gender equality, family planning, sexual and reproductive health education, as well as to sensitise against gender-based violence and early pregnancies and marriages. The clubs were piloted in 142 primary schools; WFP was able to reach approximately 12,000 schoolchildren, of which 6,000 were girls. Going forward into 2020 WFP plans to expand these clubs to other assisted schools. These complementary activities were implemented as a response to the findings of an integrated adolescence scoping mission undertaken jointly by WFP Burundi's School Feeding, Nutrition and HIV units, with a view to use schools as a platform to reach adolescents with a comprehensive package of health and nutrition interventions.

Despite resource limitations, the school feeding programme achieved good results. As evidenced by WFP monitoring reports, the enrolment rate increased by 2 percent for boys and girls, up from 3 percent recorded last year while the retention rate slightly increased (by 1 percent). The school dropout rate slightly decreased (by 1 percent) in assisted schools.

Through WFP-facilitated South-South and triangular cooperation, the Government of Burundi received technical support from WFP's Centre of Excellence Against Hunger in Brazil, assisting with the development of the Implementation Strategy for National School Feeding Policy. In addition, WFP facilitated the participation of government delegations in the Africa Day of School Feeding meeting held in Abidjan, Nigeria, and the Global Child Nutrition Forum, held in Siem Reap, Cambodia.

Asset creation and livelihood activities were implemented in Cankuzo, Gitega, and Karusi provinces using CBT. WFP's activities focused on installation of household composters for soil fertility restoration, kitchen gardens, the rehabilitation of roads, and the management of watersheds for erosion control. This component received 75 percent of its annual funding requirement. Though limited, the available resources were efficiently used and, following initial results from post-distribution monitoring (PDM) implemented in June and December 2019, showed a 27 percent increase – up from 39 percent – of households consuming enough and adequate food.

The increase in the proportion of households headed by women with acceptable food consumption indicated a difference in how WFP's assistance was utilised. Focus group discussions held during process monitoring revealed that women mostly used their CBT to purchase food for the household, whereas men preferred to spend theirs on assets including bicycles, roofing sheets, and small animals. Negative coping mechanisms adopted to face food insecurity decreased by 7 percent – down from 19.90 (June PDM) – and almost representative for both households headed by women and men. The dietary diversity in women of reproductive age increased by approximately 6 percent, up from 1

percent (June PDM). In total, approximately USD 1.6 million was transferred to beneficiaries through Strategic Outcome Two. Beneficiaries were encouraged to participate in village savings and loans associations (VSLA) to invest the money received and were given the opportunity to access small credit. All the participants to the projects became members of the 396 VSLAs that were set up. A post-distribution survey revealed that a portion of the cash received was used to start animal husbandry and to purchase fertiliser and crop seeds. A small proportion of those surveyed used the money to rehabilitate homes and to purchase farming land. Approximately 33 percent of the participants acquired health insurance cards delivered by the Ministry of Health, providing their family members access to health care. It is worth noting that in order not to leave behind any vulnerable food insecure people in the intervention area, people without labour capacity were given unconditional cash.

Early in 2019, WFP closed a resilience-building programme which comprised a stunting prevention component. This project had started in 2018 in Gitega province and only residual activities were implemented without being planned for in 2019.

Under Strategic Outcome Two, WFP implemented gender considerations aiming to streamline key guidelines throughout its activities. This included food assistance for assets, taking into account the age and gender of participants, respecting cultural norms while strengthening individual capacities where possible.

### Strategic outcome 03

Children 6-59 months, adolescent girls, and pregnant and lactating women and girls (PLW/G) in the targeted provinces and communes have improved nutritional status throughout the year.

Needs-based plan	Implementation plan	Available resources	Expenditures
\$11,955,292	\$6,172,770	\$11,652,283	\$8,851,247

Strategic Outcome Three focused on supporting the government in delivering interventions that address chronic and acute malnutrition. With a national stunting prevalence of 56 percent, stunting prevention and reduction remained a national priority in 2019, with the aim of reducing it to 46 percent by 2023[19]. The December 2018 Joint Approach for Nutrition and Food Security Assessment (JANFSA) recorded alarming levels of acute malnutrition in some of Burundi's most food insecure districts, including Ngozi (11 percent). The 2019 Fill the Nutrient Gap (FNG) revealed that 67 percent of Burundian households were not able to afford a nutritious diet; Kirundo province reported a 98 percent.

WFP supported the Government's extraordinary efforts to combat malnutrition through the implementation of stunting prevention, treatment of acute malnutrition, promotion of food fortification, and supporting the development of nutrition-related policies, strategies and guidelines. The progress achieved on the fight against chronic malnutrition, also with WFP's support, is exceptional: institutionally, through the legal framework, raising awareness and engagement among partners and including different sectors of the population: government, private sector, communities, different Ministries, UN, donors and civil society.

This Strategic Outcome was funded at 75 percent of its annual requirements. Available resources were spent at 76 percent because of undistributed food stock which arrived late in the year and another which was en-route to Burundi. WFP efficiently utilised available resources to reach the highest number of people targeted for assistance. WFP capitalised on the previous achievements of the moderate acute malnutrition (MAM) treatment by maintaining the programme in four targeted provinces (Kirundo, Ngozi, Cankuzo, and Rutana) [20]. In addition, WFP strategically prioritised Kirundo province for stunting prevention activities due to its high prevalence of stunting (over 60 percent), as well as multiple and complex vulnerabilities to food insecurity and malnutrition. Assistance was in line with OCHA's recommendation to leverage synergies of various actors in the province. WFP's prevention of micronutrient deficiencies activities, though planned, could not be implemented due to supply chain and operational constraints [21].

Nutritional assistance provided under Strategic Outcome Three improved the nutritional status of the beneficiaries. The MAM treatment programme maintained the beneficiary recovery rate well above the annual target, while the mortality rate approached zero in all four provinces. The slight increase in default rate can be attributed to the interruption of the programme for pregnant and lactating women and girls (PLWG) in September, due to a pipeline break in SuperCereal Plus.

Due to limited resources, the chronic malnutrition prevention programme could not target all eligible population and prioritised areas most affected by food insecurity. This is the reason why the coverage remained below the set annual target. Despite this, efforts were made to ensure the highest effectiveness of the programme for the targeted beneficiaries. As such, more than 29,000 women and men – representing 80 percent of planned figure – were reached with messages on nutrition, health, and hygiene through the care-group approach. During programme implementation, the cooperating partner, Concern Worldwide, identified the risk of intra-household conflict and even violence linked to participation of the women in the programme as volunteers. To mitigate this risk, our partner

Concern Worldwide initiated sensitisation sessions for husbands on the importance of the programme.

Prevention interventions were 67 percent funded; in a country where 61 percent of children under five years and 35 percent of women of reproductive age are affected by anaemia. WFP will continue to strongly advocate for these needs. As a result, WFP was only able to implement activities in Kirundo province, reaching 65,000 children and PLWG. This may affect previous achievements made in reducing stunting levels; a risk factor of early mortality in children, it prevents children from reaching their cognitive potential and it puts them at greater risk of chronic diseases later in life.

Under stunting prevention activities, the care-group approach is a community-based strategy for improving nutrition through social and behaviour change communication. It uses teams of volunteer (women) who promote nutrition by working to change behaviour and nutrition practices. Through this approach, lead mothers promote the adoption of crucial behaviour in nutrition, health, and hygiene by PLWG and caretakers in households with children under two years of age (6-23 months).

These activities were coupled with the establishment of village savings and loans associations (VSLA), enabling beneficiaries to carry out income-generating activities; additional income allowed them to enhance their household nutritional status. Specifically, VSLA members are encouraged to use their money to establish kitchen gardens and undertake small animal husbandry, contributing to improved household access to nutritious food and greater dietary diversity.

Although more than 500 VSLAs had been set-up by December 2019 and 233 had received financial support, the implementation of income-generating activities had not been rolled out by the end of the year; it has now been planned for early 2020. One of the criteria to receive financial support through the VSLA was for the participant to propose activities strengthening nutritional resilience of the household.

These activities were implemented to complement the provision of specialised nutritious food, targeting households with children 6-23 months and PLWG in areas with high food insecurity to prevent undernutrition.

To further support the Government and increase the overall nutrition status, WFP supported food fortification. At the national level, the WFP assisted with the development of guidelines for the fortification industry, to be validated by the Cabinet. WFP continued to support the national food fortification strategy roll-out, contributing to such efforts as the installation of 12 mills with microdosers, (used to enrich foods with micronutrients) and the provision of safety equipment for millers involved in the multi-stakeholder's nutrition project in Ngozi Province, in partnership with the Food and Agriculture Organisation, UNICEF, and WHO. Furthermore, WFP contributed to the capacity strengthening of small-scale millers on flour fortification, including hygiene and safety practices.

WFP led on the development of the national food security and nutrition action plan, supported initiatives that will guide a way forward for a private sector platform on nutrition (Scaling Up Nutrition business network), and contributed to developing legal texts for food fortification. WFP made available advocacy tools for nutrition, including a Fill the Nutrient Gap (FNG) study and a Joint Approach for Nutrition and Food Security Assessment (JANFSA), which are being used to mobilise donor support for nutrition interventions in the country.

As evidenced by the gender and age marker (GaM) code 4, WFP's activities implemented under Strategic Outcome Three ensure to full streamline gender and age-related considerations throughout its programming.

#### Strategic outcome 04

Food-insecure smallholders and communities in targeted areas have enhanced livelihoods to better support food security and nutrition needs by 2020

Needs-based plan	Implementation plan	Available resources	Expenditures
\$1,106,153	\$708,397	\$776,687	\$713,555

Under Strategic Outcome Four, WFP promoted increased productivity by supporting smallholder farmers and facilitating their access to markets and linking its school feeding programme to local food purchases from the supported smallholder farmers. Through these efforts, WFP stimulates the market and expand domestic and local production, as well as increase smallholder farmers' incomes. Activities focused on capacity strengthening towards the improvement of commodity management, agricultural planning, production cost calculation, financial and administrative management of cooperatives, and the provision of equipment for post-harvest losses management. WFP remained dedicated to addressing root causes of food insecurity, supporting Government efforts to achieving Zero Hunger.

In 2019, Strategic Outcome Four received very limited contributions and was resourced at 9 percent. During the first quarter of the year, activities were implemented using funds from a grant extended from 2018. Between



April-September 2019, in order to avoid a drastic reduction of activities, WFP recommended Caritas-Burundi, its cooperating partner, to use the resources made on the sale of the WFP-subsided post-harvest equipment made available for the project. Resource constraints resulted in a 34 percent reduction of the number of supported farmers. Additionally, WFP was forced to reduce assistance to intervention areas; the northern provinces of Kirundo and Muyinga, which had been supported last year, did not receive WFP support. Thanks to a contribution received in October, WFP was able to resume its support to the provinces in November. This contribution could not be entirely utilised before the end of the year; resulting in a 92 percent expenditure under the Strategic Outcome.

Working with the Government, local and international NGOs and sister UN agencies, and using available resources, WFP strengthened the capacities of 23,018 members of cooperatives, of which 11,151 were women, in western Burundi (Bubanza, Cibitoke, and Bujumbura). WFP assisted 25,150 smallholder farmers (15,090 women) with the procurement of 90,000 post-harvest airtight bags, 2,650 silos, and 19,200 drying tarps (some of which were carried over from the 2018). Furthermore, training sessions were given to cooperative representatives on the correct use of equipment, ensuring that the smallholder farmers products meet international standards. In 2019, WFP successfully procured 1,889 tons of beans and 150 tons of rice directly from 2,500 supported smallholder farmers (1,623 women) for approximately USD 1.3 million, increasing the incomes of those involved in the supply chain. Resources used to purchase commodities from the smallholder's farmers derived from the school feeding programme (referenced under Strategic Outcome 2).

Food security indicators (Minimum Dietary Diversity among Women and Minimum Acceptable Diet scores) were low in 2019; a proportion of the assisted cooperatives were not happy with the 2 percent decrease in WFP's procurement from them, as well as the 34 percent reduction in the number of farmers supported due to limited funding. This frustration could be felt during focus group discussions and is likely to have influenced responses.

WFP strengthened the capacities of 1,000 smallholder farmers (130 women) involved in the provision of milk to a local milk factory, ahead of supplying it to WFP for use in the school feeding programme. In Burundi, cattle raising is predominantly attributed to men; as most of the women participants in this project were either single or widows, the low participation of women was to be expected. The training activities focused on animal health, animal feeding, personal and environmental hygiene, milk conservation and transportation, and financial management. Thank to this support, 817 mt of milk has been purchased by WFP and provided to schoolchildren, injecting about USD 0.9 million in the local economy.

The project was used as an opportunity to empower women and gender was fully integrated into the implementation of the activities that contributed to Strategic Outcome 4, as evidenced by the gender and age marker code 3. For a cooperative to be eligible for supplying food to WFP, at least half of its members had to be women, as well half of the members of its management committee. In 2019, women represented 55 percent in the cooperatives' management committees which ensured inclusive decisions regarding, for instance, the sale of the members food commodities to WFP and the distribution of post-harvests equipment.

The project was implemented as part of a broader agricultural production promotion programme, in cooperation with various actors. The Ministry of Environment, Agriculture, and Livestock oversaw the identification, coaching, and monitoring of the cooperatives. The Food and Agriculture Organisation and the International Fertiliser Development Centre (IFDC) facilitated access to fertilisers and selected seeds. They trained the cooperatives on food production, and ZOA-International distributed equipment for post-harvest losses management. The International Fund for Agricultural Development set up a community solidarity chain for the distribution of cows, organised smallholder farmers in cooperatives, and installed milk collection centres. The implementing NGO partner, *Vétérinaires Sans Frontières Belgique*, provided technical capacity and trained beneficiaries involved in the milk chain value.

Overall, this activity, though short, capitalised on previous results and contributed to improve involved households' incomes through the cash received from the sale of their produce to WFP and other markets. It contributed to establishing supported smallholder farmers from subsistence farming to market-oriented farming. For instance, a member of a supported cooperative in Bujumbura stated that his two sons were attending a private university, which he paid for with the resources earned through the sale of beans to WFP. Another farmer in Bubanza was able to open a building materials store from the money he gained through the activity.

A decentralised evaluation was commissioned by WFP Burundi to cover the integrated school feeding programmes financed by the Embassy of the Netherlands (provinces Bubanza, Bujumbura Rural and Cibitoke) and by the European Union (Gitega Province), implemented by WFP Burundi between 2016-2018. The main objectives of the evaluation were to assess and report on the performance and results of the two programmes and help WFP present enhanced evidence to the two donors. The evaluation recommended WFP to require every new school associated with the programme to invest in basic infrastructures, such as latrines and running water; support the formulation of every projects by a basic gender analysis; continue to support and develop an "integrated" policy and inclusive "of services complementary and innovative (SAFE, infrastructure, education nutritional, reforestation), among others. WFP committed to have implemented the key recommendations by 2020.

Due to the nature of the activity, it mostly took into account the gender of the participants, ensuring overall women participation in the project as well as in decision-making process.

### Strategic outcome 05

Government , humanitarian and development partners have access to effective supply chain management and logistic all year round

Needs-based plan	Implementation plan	Available resources	Expenditures
\$2,592,883	\$626,669	\$2,642,046	\$1,258,832

Strategic Outcome Five was funded at 77 percent. WFP implement planned activities and facilitate the provision of requested services based on funding availability. The activities mainly focused on preparedness for Ebola Virus Disease (EVD), logistics capacity strengthening for the Burundi Red Cross, logistics services for the Ministry of Health and fuel service provision for the humanitarian community. Initiatives undertaken through this Strategic Outcome represent the first step in a gradual handover of logistics responsibilities to government authorities and civil society organizations.

Less than half of the resources received under Strategic Outcome Five were spent in 2019. Delivery of mosquito nets on behalf of the government, which accounted for 61 percent of available funding, was implemented in December, while most payments were processed early 2020. This service was delivered by WFP on behalf of the government in support of the Ministry of Health’s mass campaign to fight against malaria. Thus, WFP dispatched in 72 hours and mount of 6.9 million treated mosquito nets for about 11.7 million people across the country under an agreement signed with UNDP, the recipient of the Global Fund programme to fight AIDS, Tuberculosis and Malaria.

Under another agreement signed with UNDP, WFP ensured, on behalf of the Government, the management of procurement, transport and storage, and the delivery of food to designated anti-retroviral treatment sites in Burundi. Cumulatively, in 2019, WFP procured and delivered 209 mt of Fortified Maize Meal, Beans, vegetable oil, and Super Cereal Plus to 771 care sites comprised of health centres and care centres, reaching approximately 4,000 people living with HIV/AIDS in urban areas. While the majority of the food commodities were purchased from the region using WFP’s internal lending mechanism, Global Commodity Management Facility, beans were procured locally to avoid long lead times.

In August 2018, Burundi was declared one of the four countries (Burundi, Rwanda, South Sudan, and Uganda) identified by WHO as “Priority One”, two months after the EVD broke out in North Kivu Province, DRC. In response, the Government of Burundi and its partners established preparedness measures, in order to ready effective actions to address the Ebola Virus Disease crisis. WFP took the lead in the revitalisation of the logistics sector/ cluster, building Ebola screening and isolation units at 24 points of entry along the border area between DRC, Rwanda, and Burundi. The infrastructures were then handed over to the Government of Burundi.

As part of the joint WFP and International Federation of the Red Cross partnership, contributing to the capacity strengthening of the Burundi Red Cross (BRC), WFP assisted with improvements to logistical priorities related to the BRC’s warehouses, transport, and procurement. Beyond these immediate priorities, WFP and its partners remain involved in supporting BRC to develop its longer-term Logistics Strategy for a more cost-effective model, strengthening its efficiencies to become an independent institution.

To mitigate the impact of fuel shortages on humanitarian activities in the country, WFP established a strategic fuel reserve that could be accessed by humanitarian and development partners at competitive rates. The fuel was purchased from local providers and collected in a tank located in Bujumbura and from which partners get their supplies on a full cost recovery basis. In 2019, WFP used this reserve to provide 31,300 litres of fuel to 9 UN agencies and international NGOs.

# Cross-cutting Results

## Progress towards gender equality

### Improved gender equality and women's empowerment among WFP-assisted population

Due to cultural customs with strong gender norms that disproportionately affect women, women in Burundi are often socially and economically disenfranchised in comparison to their male counterparts [22].

Burundi has taken distinct steps to address pejorative gender norms, adapting legal framework to promote gender equality. Burundi's Constitution (2018) stipulates that all citizens are equal, benefiting from equal protection, and that no person shall be discriminated based on his or her sex. It also establishes a 30 percent minimum quota of women in the government, in the National Assembly, and in the Senate. Revisions to the Government of Burundi's criminal code in 2009 removed certain clauses discriminatory to women and augmented the penalties for gender-based violence crimes.

In 2019, WFP continued implementing its Gender Action Plan (2017-2020) and started using the gender and age marker (GaM), a tool to assess gender mainstreaming in programmes.

Acknowledging the role women have in relation to nutrition, WFP focused on the care group approach for the prevention of chronic malnutrition. This community-based strategy empowers mothers to lead nutrition awareness in their communities, specifically for households with children 6-23 months and pregnant and lactating women, encouraging behaviour and norm changes for both men and women. To engage men and develop their interest in nutrition, lead mother request the presence of both husband and wife during the household visit, ensuring that they both receive nutrition and nutrition sensitive messaging. Under this project, 1,714 volunteer lead mothers were trained on messaging on nutrition and hygiene, 97 percent of whom visited households for face-to-face sensitisation. In total, 80 percent of the targeted households were visited and sensitised.

WFP promotes consensus between wife and husband beneficiaries over the utilisation of assistance received. In 2019, in refugee camps, however, the proportions of households seeking consensus over the use of food assistance decreased by over 28 percent, while those where the woman decided over the food assistance increased by 13 percent between December 2018 and December 2019. This is because in November 2018, ahead of the post-distribution monitoring, entitlement (cash-based transfers, CBT) were distributed to refugees whereas in November 2019, only unconditional resource transfers (in-kind food) was distributed. Results on the management of received assistance, factoring in gender, indicate that the involvement of men increases when CBT are distributed.

Before the launch of food assistance for assets activities using CBT in Gitega and Karusi, men and women were sensitised to protection issues linked with the provision of cash to households and the need to jointly decide its utilisation. This was achieved through WFP's communication with communities initiative. The December PDM showed that 71 percent of beneficiary households jointly decided over the use of the cash received.

Most programmes using CBT prioritised women and households headed by women, as an effective way of achieving food and nutrition outcomes. However, further corroborating evidence is required to better ground initial findings. In 2020, WFP plans to launch a CBT and Gender Impact Evaluation to produce evidence on what works best, in Burundi and support programme design.

## Protection

### Affected populations are able to benefit from WFP programmes in a manner that ensures and promotes their safety, dignity and integrity

During the second half of 2019, WFP operated in an increasingly complex context presenting several protection challenges, as the country prepared for general elections. Consequently, WFP doubled efforts to ensure the assistance provided would not contribute to compromise the safety, dignity, and integrity of the beneficiaries.

Unconditional Resource Transfers to vulnerable food-insecure populations proved challenging. However, through constructive collaborations with the Government made it possible to identifying situations posing particular protection risks for beneficiaries during distribution, including: weak security measures, long waiting time, absence of prioritisation of persons with specific needs, and to effectively communicate to vulnerable groups throughout the distribution process. One particular challenge that remains was the perceived obligation felt by beneficiaries to share their food assistance with the rest of the community, especially in the context of increased food insecurity. Lessons learned from these finding will contribute to better shape future programming and food assistance.

For all other programmes including assistance for refugees, nutrition, and food assistance for assets, more than 90 percent of interviewed beneficiaries reported to have accessed the assistance without protection challenges and had unhindered access to WFP programmes. Moreover, according to the December 2019 post-distribution monitoring (PDM), no major security incident was reported in connection with WFP's assistance.

For nutrition interventions, WFP pre-dispatched the food to health centres for distribution to the beneficiaries, in order to minimise delays in delivery. Distributions of food and cash were organised early enough in the day to allow the

beneficiaries to reach their homes before nightfall. Misconduct of any sort was strongly discouraged; any examples of misconduct by staff delivering assistance were actively identified and immediately addressed.

Moreover, to better integrate protection consideration across its programmes, WFP hosted a joint UNHCR-WFP mission to identify and mitigate risks of abuse of power in cash assistance (MRAP) with Financial Service Providers (FSP) in September 2019. The MRAP mission helped identify risks and best mitigation practices which were integrated in an action plan and shared with the National Cash Working Group for implementation follow up, and with humanitarian actors, Government of Burundi, donors and the FSP for lessons learned. Mitigation measures include a sustained and comprehensive information-sharing with beneficiaries about the modality. The initiative offered opportunities for WFP to discuss cash and protection issues internally and to streamline a protection perspective into documents and process and influence positively the approach to working with the FSP.

The prevention of sexual exploitation and abuse (PSEA) remained a top priority of the country office. WFP trained a senior-level focal point during a joint WFP-UNHCR regional PSEA training in Nairobi in October-November 2019, who, in turn, trained the national focal point on how to prevent, report abuse, and provide support.

### **Accountability to affected populations**

Affected populations are able to hold WFP and partners accountable for meeting their hunger needs in a manner that reflects their views and preferences

WFP abides by the principles of accountability to affected populations, adhering to its guidelines throughout the programme cycle, providing appropriate and comprehensive information on the programmes, consulting the affected communities, and considering beneficiary feedback on assistance provided.

Following the confirmation of Unconditional Resource Transfers by the Burundian Government, WFP and the Ministry of Human Rights, Social Affairs and Gender established community-based targeting, working with community leaders and local administration. Explanations on targeting criteria were provided in open-air assemblies and lists were publicly validated. Distribution dates were communicated in local languages during church services and market days. The lists of commodities (types/quantities) were displayed at distribution sites and complaints were addressed in cooperation with Caritas-Burundi. The December PDM showed that most of the targeted beneficiaries were aware of their entitlements.

Asset creation and livelihood activities were selected based on the three-pronged approach, aiming to strengthen the design, planning, and implementation of programmes in resilience-building, productive safety nets, and disaster-risk reduction. Following the country-level Integrated Context Analysis, three communes in Gitega and Karusi provinces were prioritised. Community-based participatory planning helped identify seasonal, gender, and nutrition sensitive livelihood activities. Sustained efforts were made to ensure as many female representatives at decision-making levels as possible were included in these consultations. Government, UN agencies, international and local NGOs, and community representatives were actively involved at all levels, allowing an appropriate identification of activities. Beneficiaries were registered in WFP's beneficiary and transfer management platform, SCOPE[23] for food assistance for assets activities, ensuring that assistance was provided to the targeted individuals. Prior to cash distributions, World Vision, the cooperating partner, held an information session on the distribution set-up and the existing communication channels for conveying complaints.

Beneficiary feedback was systematically considered during programme implementation. For instance, under food assistance for assets, WFP replaced the monthly cash distribution with quarterly distributions at beneficiaries' requests, enabling them to implement micro-projects.

On nutrition programmes, lead mothers conveyed information through the care group approach for chronic malnutrition prevention, and community health workers for moderate acute malnutrition treatment. At health centres, details on the programme were provided along with SBCC messaging.

The assistance to refugees used the cooperating partner and the committee of refugees' representation to channel information on distribution dates to the beneficiaries. The lists of entitlements were displayed in the camps in the local languages, two weeks before distributions. Before implementing the reduction of food assistance in September, an explanation session was held between stakeholders and the refugee committees. Refugees voiced their concerns through a complaints and feedback mechanism (CFM), managed by a cooperating partner's staff, a centralised hotline, and a complaints database management system. The main complaint recorded was related to quantities of food deemed less than what was due. To mitigate such complaints, WFP equipped distribution points and the complaints table with new measuring equipment.

For confidentiality and data protection, personnel responsible for handling CFM data signed an Oath of Confidentiality, legally adhering to not share information related to beneficiaries during and after their contracts are complete.

## Environment

### Targeted communities benefit from WFP programmes in a manner that does not harm the environment

The 2017 Country Environmental Analysis report, commissioned by the World Bank, estimated the annual cost of environmental degradation in Burundi to be USD 376 million – equivalent to 12 percent of the GDP (2014). Major contributing causes were deforestation and land degradation, water pollution, and indoor air pollution. Rapid population growth further exacerbates an ever-growing dependence on natural resources.

Growing urban population density and over-reliance on a strained agricultural sector has contributed to biodiversity loss through conversion of forested areas to agricultural land, which is further degraded by poor agricultural practices. These challenges are compounded by a lack of funding for bodies such as the Burundian Office for the Protection of the Environment, created to support environmental management through the Environmental Code (2000).

Burundi's National Adaptation Plan of Action (2007), details priority climate change adaptation options, including improved seasonal early warning climate forecasts, preservation of existing woodlots, reforestation of deforested areas, and erosion control. In line with these priorities, in 2019, WFP contributed to the operationalisation of government plans for environmental restoration and conservation and climate change adaptation through resilience-building efforts in Gitega and Karusi provinces.

Activities focused on the production of tree seedlings and reforestation of cleared land, land contouring and replanting to combat erosion, and installation of household composters to improve soil fertility for small scale agriculture. Meanwhile, inputs and capacity building for smallholder farmers to improve post-harvest management will help reduce food waste and associated inputs (water, soil nutrients, fertiliser, energy etc.) utilized to grow and process that food. WFP's forthcoming Safeguards Framework and environmental and social screening tool will be utilised in 2020 to evaluate the risks of proposed activities and integrate mitigation measures where required.

To mitigate the negative impacts of firewood collection, WFP continued to implement its SAFE (Safe Access to Fuel and Energy) programme by installing fuel-efficient stoves in schools assisted under WFP's school feeding programme in Gitega, Muyinga and Kirundo provinces. In addition, improved community stoves were produced and distributed in refugee camps and host communities in Gitega, Muyinga, Ruyigi and Cankuzo. Stove production and installation were carried out by trained community members and coupled with training and education programs on gender, health, nutrition, clean cooking, and guidance on more sustainable firewood collection. WFP-assisted schools also contributed to the replenishment of wood-fuel stocks through reforestation in Ngozi and Muyinga.

Beyond the programmatic activities, WFP is progressively putting in place measures to reduce the impact of in-house operations: a new waste management contract at the Bujumbura country office includes separation and recycling. Plans are also in place to install a solar PV system at the country office to reduce reliance on diesel generators and cut CO2 emissions. And lastly, in an interesting pilot in coordination with PESITHO, a handful of staff members are trialling a new solar electric cooker technology in their homes to help inform feasibility for scale-up in urban settings to reduce charcoal use.



# Extra section

## School Connect: 2019 WFP Innovation Award Winner

**WFP-Burundi is the first country in the world to implement a digital solution to enhance the management of the school feeding programme with the view to link it to direct farmer purchases and performance.**

The idea stems from the difficulties encountered during the management of the school feeding programme using traditional methods of manual consumption planning at school, paper-based reports reaching the country office with massive delays and losses, manual data entry resulting in delayed data availability, pipeline breaks and late information on attendance for stock planning. Additionally, we wanted to take advantage of the opportunity of the progressive digitalisation of farmers' purchases and also start the road to track the link of school feeding to performance in the future.

This tool, called School Connect is a web-based application that brings more efficiency and increasing the feedings days from 13 to 18 days per month. It enables schools to track attendance and enrolment of all school children, monitor the level of food stock, and produce reports on food consumption. The schools no longer produce reports. Instead, this platform helps to generate in real-time the needed information available online and accessible from anywhere. More than reports, WFP has equipped itself with a dashboard that shows crucial information per school at a glance. The first phase pilot started in October 2019 in 20 schools in Burundi and has been scaled-up towards 820 schools in 2020.

Firstly, this digital solution eases an efficient delivery of school meals and digital registration of daily attendance for consumption and stock planning. On the other hand, stock management is improved with the availability of actual stock status, and WFP monitors data entry on a real-time basis. Besides, the solution allows real-time and paperless reporting by schools and offers the possibility for school feeding integration with nutrition, health, hygiene, and education programmes. Furthermore, it enables decentralised digital purchases between schools and smallholder farmers. In a nutshell, the solution improves the quality of programme management and promotes ownership of programme management by the schools and other local actors.

Internally, this solution is helping WFP Burundi save the time dedicated by the Food Aid Monitors on entering data from the 820 schools in the Country Office Monitoring and Evaluation Tool (COMET). At present, the WFP-Burundi uses seven staff for five days per month to enter food distribution reports in COMET, which is at the expense of quality programme implementation. Staff time and manual data entry cost WFP approximately USD 50,000 every year. The solution will allow saving a substantial part of that cost.

In the future, the tool should allow the school to buy directly their food needs from farmers and also it should make the link between school feeding, nutrition and health interventions and other and performance.

On 17 January, WFP-Burundi received the Innovation Award for its School Connect pilot project in Burundi. The Innovation Award showcases WFP's bold ideas to end hunger.

## Summary

- [1] Addressing Fragility and Demographic Challenges to Reduce Poverty and Boost Sustainable Growth (<http://documents.worldbank.org/curated/en/655671529960055982/text/Burundi-SCD-final-06212018.txt>)
- [2] The School Connect is a corporate digital solution enabling schools to track education indicators, monitor food stocks in schools in real-time, and produce reports on food consumption.
- [3] Kirundo has one of the highest level of stunting prevalence up to 63.9 percent (2016 Demographic and Health Survey)
- [4] Neither peas nor micronutrient tablets were planned to be used in WFP's programmes
- [5] SDG national targets: No updated national data on undernourishment and wasting were available at the time of the report, JANFSA statistic are pending government validation.

## Context and operations

- [5] World Bank, Laying the groundwork for more effective multisectoral action on reducing chronic malnutrition in Burundi (<http://documents.worldbank.org/curated/en/722931564124120773/Laying-the-groundwork-for-more-effectiv-e-multisectoral-action-on-reducing-chronic-malnutrition-in-Burundi>)-June 2018
- [6] 2019 Human Development Index
- [7] April 2019 Integrated food security Phase Classification (IPC)
- [8] IOM Displacement Matrix, September 2019
- [9] <https://www.jimbere.org/pauvrete-causes-majeures-abandons-scolaires-burundi-fenadeb>
- [10] Strategic orientation 1: Boost growth sectors  
Strategic orientation 2: Develop the human capital  
Strategic orientation 3: Protect the environment, adapt to climate change and improve land management  
Strategic orientation 5: Strengthen resource mobilization mechanisms and develop cooperation and partnership

## CSP financial overview

- [11] EU Directorate General for European Civil Protection and Humanitarian Aid, ECHO- Forgotten Crisis Assessment 2019. <https://www.care-international.org/suffering-in-silence/>
- [12] Assistance to refugees and assistance to returnees, IDPs and other vulnerable food insecure populations
- [13] The food commodities took longer to reach Burundi due to customs clearance issues, and a change in the East African Community procedures to which the Government had to adapt to

## Strategic outcome 01

- [14] The expectation stemmed from a bilateral Burundi/Tanzania agreement concluded in August to repatriate all Burundian refugees in Tanzania by the end of December 2019, which was finally not implemented.
- [15] The overall objective is to help position selected National Societies as increasingly robust institutions able to lead national responses alongside their governments, with UN agencies playing a supporting role where relevant. WFP supported the BRC in developing their procedures for cash transfers in emergencies and led a real-life 72-hour cash simulation to test and refine the processes, by training 130 members for five days. BRC tested its capacity to distribute cash in 72 hours and ability to develop and implement a whole cash project cycle rather than just being implementers, reinforcing its credibility within the national cash working group and partners.

## Strategic outcome 02

- [16] The logistic issues were related to delays recorded towards the end of the year in customs clearing of the food commodities purchased in the region.
- [17] due to customs clearance issues linked to the newly established regional customs operational Integration
- [18] Go to "Extra section" for details

## Strategic outcome 03

- [19] According the multi-sectoral strategic plan for food security and nutrition, Ministry of Public Health and Fight against AIDS, Burundi, 2019-2023
- [20] WFP implements MAM treatment in Ruyigi and Rutana since 2014 when the GAM prevalence was 9.8 and 11.2 percent with aggravating factors. In 2016 with the social-political crisis, Ngozi (8.5 percent) and Kirundo. Since then, the prevalence has substantially decreased but is still within the limits for intervention as per WHO (5-9 percent with aggravating factors) (Ruyigi: 5 percent, Rutana: 6.2 percent, Ngozi: 5.2 percent, according to the 2018 JANFSA) except for Kirundo (4 percent) where the continuation of the intervention is dictated by chronic aggravating factors including food

insecurity due to climatic shocks.

[21] the supply chain constraints were linked to the procurement process and the micronutrient powders (MNPs) only reached Burundi in September. Operational constraints were linked to the contracting of the cooperating partner. This could not be done within two months. The activity will be implemented in 2020

## **Strategic outcome 05**

### **Progress towards gender equality**


[11] Third Demographic and Health Survey in Burundi (EDSB-III) 2016-2017, Conducted by ISTEERU.

### **Accountability to affected populations**

[23] WFP's Beneficiary and transfer management platform

# Figures and Indicators

## WFP contribution to SDGs

 <b>SDG 2: End hunger, achieve food security and improved nutrition and promote sustainable agriculture</b>										
WFP Strategic Goal 1: Support countries to achieve zero hunger					WFP Contribution (by WFP, or by governments or partners with WFP Support)					
SDG Indicator	National Results				SDG-related indicator		Direct			Indirect
		Female	Male	Overall				Female	Male	
Prevalence of undernourishment	%				Number of people reached (by WFP, or by governments or partners with WFP support) in the context of emergency and protracted crisis response	Number	198,272	190,496	388,768	388,768
					Number of people reached (by WFP, or by governments or partners with WFP support) to improve their food security	Number	628,361	603,720	1,232,081	1,290,017
Prevalence of stunting among children under 5 years of age	%	51	57.5	54.2	Number of people reached (by WFP, or by governments or partners with WFP support) with stunting prevention programmes	Number	113,423	39,952	153,375	153,375
Prevalence of malnutrition among children under 5 years of age, by type (wasting and overweight)	% wasting				Number of people reached (by WFP, or by governments or partners with WFP support) with interventions to prevent and treat malnutrition (moderate acute malnutrition)	Number	39,269	22,733	62,002	62,002
Average income of small-scale food producers, by sex and indigenous status	US\$			93,365	Number of small-scale food producers reached (by WFP, or by governments or partners with WFP support) with interventions that contribute to improved incomes	Number	15,090	10,030	25,120	25,120

## Beneficiaries by Age Group

Beneficiary Category	Gender	Planned	Actual	% Actual vs. Planned
Total Beneficiaries	male	651,187	596,826	92%
	female	666,153	693,191	104%
	total	1,317,340	1,290,017	98%
By Age Group				
0-23 months	male	38,071	59,878	157%
	female	37,465	58,941	157%
	total	75,536	118,819	157%
24-59 months	male	92,991	56,101	60%
	female	91,990	55,482	60%
	total	184,981	111,583	60%
5-11 years	male	109,392	203,540	186%
	female	109,260	202,148	185%
	total	218,652	405,688	186%
12-17 years	male	88,617	164,537	186%
	female	89,685	167,455	187%
	total	178,302	331,992	186%
18-59 years	male	293,029	102,587	35%
	female	306,124	198,092	65%
	total	599,153	300,679	50%
60+ years	male	29,087	10,183	35%
	female	31,629	11,073	35%
	total	60,716	21,256	35%

## Beneficiaries by Residence Status

Residence Status	Planned	Actual	% Actual vs. Planned
Resident	1,187,345	1,215,942	102%
Refugee	45,000	50,388	112%
Returnee	74,996	20,303	27%
IDP	9,999	3,384	34%

## Annual Food Transfer

Commodities	Planned Distribution (mt)	Actual Distribution (mt)	% Actual vs. Planned
Everyone has access to food			
Strategic Outcome: Strategic Outcome 01			
Maize	4,860	4,163	86%
Maize Meal	4,860	3,708	76%



Commodities	Planned Distribution (mt)	Actual Distribution (mt)	% Actual vs. Planned
Rice	0	2,162	-
Corn Soya Blend	338	517	153%
Iodised Salt	135	146	108%
Vegetable Oil	675	632	94%
Beans	3,240	3,344	103%
Peas	0	0	0%
Strategic Outcome: Strategic Outcome 02			
Maize	0	0	0%
Maize Meal	13,808	6,951	50%
Rice	0	1,045	-
Uht Milk	720	492	68%
Corn Soya Blend	0	794	-
Iodised Salt	278	186	67%
Vegetable Oil	928	664	72%
Beans	3,696	2,628	71%
Peas	0	0	0%
No one suffers from malnutrition			
Strategic Outcome: Strategic Outcome 03			
Maize Meal	0	672	-
Corn Soya Blend	2,925	1,748	60%
LNS	0	607	-
Ready To Use Supplementary Food	1,710	169	10%
Micronutrient Powder	7	0	0%
Micronutrient Tablets	0	0	0%
Sugar	0	40	-
Vegetable Oil	0	63	-

## Annual Cash Based Transfer and Commodity Voucher

Modality	Planned Distribution (CBT)	Actual Distribution (CBT)	% Actual vs. Planned
Everyone has access to food			
Cash	3,583,500	1,605,934	45%
Value Voucher	1,431,000	0	0%
Cash	715,500	0	0%

## Strategic Outcome and Output Results

Strategic Outcome 01		Crisis affected populations including refugees in camps, internally displaced people (IDPs) and returnees in targeted areas are able to meet their basic food needs all year round		- Crisis Response - Nutrition Sensitive				
Activity 01	Provide unconditional food and/or cash-based assistance to refugees in camps	Beneficiary Group	Activity Tag		Planned	Actual		
Output A	01.1 : Refugees receive unconditional food and/or cash-based assistance to enable them to meet their basic food needs							
A.1	<b>Beneficiaries receiving food transfers</b>	All	General Distribution	Female	22,754	25,480		
				Male	22,246	24,908		
				<b>Total</b>	45,000	50,388		
A.1	<b>Beneficiaries receiving cash-based transfers</b>	All	General Distribution	Female	22,754			
				Male	22,246			
				<b>Total</b>	45,000			
A.2	<b>Food transfers</b>			<b>MT</b>	7,224	8,257		
A.3	<b>Cash-based transfers</b>			<b>US\$</b>	1,431,000			
Activity 02	Provide unconditional and/or conditional food and/or cash-based assistance to severely food insecure households among local populations, IDPs and returnees	Beneficiary Group	Activity Tag		Planned	Actual		
Output A	02.2 : Crisis-affected populations, IDPS and returnees receive nutritious food and/or cash transfers in order to meet their basic food and nutrition needs							
Output A	02.1 : Crisis-affected local populations, IDPs and returnees receive unconditional and/or conditional food and/or cash-based assistance to enable them to meet their basic food needs							
A.1	<b>Beneficiaries receiving food transfers</b>	All	General Distribution	Female	75,851	171,113		
				Male	74,149	167,267		
				<b>Total</b>	150,000	338,380		
A.1	<b>Beneficiaries receiving cash-based transfers</b>	All	General Distribution	Female	7,584			
				Male	7,416			
				<b>Total</b>	15,000			
A.2	<b>Food transfers</b>			<b>MT</b>	6,886	6,415		
A.3	<b>Cash-based transfers</b>			<b>US\$</b>	715,500			
Activity 03	Provide capacity strengthening to Government and humanitarian partners on early warning systems, emergency food security assessments and analysis, and food security and market monitoring	Beneficiary Group	Activity Tag		Planned	Actual		
Output C, K	03.1 : Crisis-affected populations benefit from strengthened nationally owned emergency preparedness and response mechanisms							
Output G	03.1 : Crisis-affected populations benefit from strengthened nationally owned emergency preparedness and response mechanisms.							

C.4*	<b>Number of people engaged in capacity strengthening initiatives facilitated by WFP to enhance national food security and nutrition stakeholder capacities (new)</b>							
	Number of government/national partner staff receiving technical assistance and training		Emergency preparedness activities	<b>individual</b>	50	50		
C.5*	<b>Number of capacity strengthening initiatives facilitated by WFP to enhance national food security and nutrition stakeholder capacities (new)</b>							
	Number of training sessions/workshop organized		Emergency preparedness activities	<b>training session</b>	4	4		
C.6*	<b>Number of tools or products developed or revised to enhance national food security and nutrition systems as a result of WFP capacity strengthening support (new)</b>							
	Number of tools or products developed		Emergency preparedness activities	<b>unit</b>	15	5		
C.7*	<b>Number of national institutions benefitting from embedded or seconded expertise as a result of WFP capacity strengthening support (new)</b>							
	Number of national institutions benefitting from embedded or seconded expertise as a result of WFP capacity strengthening support (new)		Emergency preparedness activities	<b>Number</b>	18	18		
G.7*	<b>Number of tools developed to strengthen national systems for forecast-based early action</b>							
	Number of assessments conducted		Emergency preparedness activities	<b>assessment</b>	15	15		
K.1	<b>Number of partners supported</b>							
	Number of partners supported		Emergency preparedness activities	<b>partner</b>	18	18		
<b>Outcome results</b>				<b>Baseline</b>	<b>End-CSP Target</b>	<b>2019 Target</b>	<b>2019 Follow-up value</b>	<b>2018 Follow-up value</b>
Host community; Burundi; Food								
<b>Food Consumption Score</b>								
Percentage of households with Acceptable Food Consumption Score	Act 02: Provide unconditional and/or conditional food and/or cash-based assistance to severely food insecure households among local populations, IDPs and returnees	General Distribution	<b>Female</b>	24.80	≥30	≥28	70	
			<b>Male</b>	42.80	≥50	≥47	73	
			<b>Overall</b>	32.50	≥37	≥36	71	

Percentage of households with Borderline Food Consumption Score	Act 02: Provide unconditional and/or conditional food and/or cash-based assistance to severely food insecure households among local populations, IDPs and returnees	General Distribution	<b>Female</b> <b>Male</b> <b>Overall</b>	52.20 40.90 47.40	≤55 ≤42 ≤48	≤50 ≤38 ≤45	23 18 21
Percentage of households with Poor Food Consumption Score	Act 02: Provide unconditional and/or conditional food and/or cash-based assistance to severely food insecure households among local populations, IDPs and returnees	General Distribution	<b>Female</b> <b>Male</b> <b>Overall</b>	23 16.30 20.10	≤15 ≤8 ≤15	≤22 ≤15 ≤19	7 9 7
<b>Consumption-based Coping Strategy Index (Percentage of households with reduced CSI)</b>							
	Act 02: Provide unconditional and/or conditional food and/or cash-based assistance to severely food insecure households among local populations, IDPs and returnees	General Distribution	<b>Female</b> <b>Male</b> <b>Overall</b>	18.60 19.70 19.20	≤15 ≤15 ≤15	≤18 ≤18 ≤18	14.12 14.55 14.33
<b>Minimum Dietary Diversity – Women</b>							
	Act 02: Provide unconditional and/or conditional food and/or cash-based assistance to severely food insecure households among local populations, IDPs and returnees	General Distribution	<b>Overall</b>	1.20	≥5	≥2	0.73
<b>Food Consumption Score – Nutrition</b>							
Percentage of households that consumed Hem Iron rich food daily (in the last 7 days)	Act 02: Provide unconditional and/or conditional food and/or cash-based assistance to severely food insecure households among local populations, IDPs and returnees	General Distribution	<b>Female</b> <b>Male</b> <b>Overall</b>	0 1 1	≥5 ≥5 ≥5	≥2 ≥3 ≥3	4 3 4
Percentage of households that consumed Protein rich food daily (in the last 7 days)	Act 02: Provide unconditional and/or conditional food and/or cash-based assistance to severely food insecure households among local populations, IDPs and returnees	General Distribution	<b>Female</b> <b>Male</b> <b>Overall</b>	39 25 31	≥62 ≥67 ≥65	≥40 ≥28 ≥35	35 45 40
Percentage of households that consumed Vit A rich food daily (in the last 7 days)	Act 02: Provide unconditional and/or conditional food and/or cash-based assistance to severely food insecure households among local populations, IDPs and returnees	General Distribution	<b>Female</b> <b>Male</b> <b>Overall</b>	19 7 12	≥25 ≥20 ≥25	≥20 ≥10 ≥15	35 45 40

Percentage of households that never consumed Hem Iron rich food (in the last 7 days)	Act 02: Provide unconditional and/or conditional food and/or cash-based assistance to severely food insecure households among local populations, IDPs and returnees	General Distribution	<b>Female</b> <b>Male</b> <b>Overall</b>	74 79 77	≤65 ≤60 ≤63	≤71 ≤75 ≤73	52 40 46
Percentage of households that never consumed Protein rich food (in the last 7 days)	Act 02: Provide unconditional and/or conditional food and/or cash-based assistance to severely food insecure households among local populations, IDPs and returnees	General Distribution	<b>Female</b> <b>Male</b> <b>Overall</b>	2 3 3	=0 =0 =0	=0 =0 =0	6 4 5
Percentage of households that never consumed Vit A rich food (in the last 7 days)	Act 02: Provide unconditional and/or conditional food and/or cash-based assistance to severely food insecure households among local populations, IDPs and returnees	General Distribution	<b>Female</b> <b>Male</b> <b>Overall</b>	16 15 16	=0 =0 =0	≤10 ≤10 ≤10	6 4 5
Percentage of households that sometimes consumed Hem Iron rich food (in the last 7 days)	Act 02: Provide unconditional and/or conditional food and/or cash-based assistance to severely food insecure households among local populations, IDPs and returnees	General Distribution	<b>Female</b> <b>Male</b> <b>Overall</b>	25 20 22	≥35 ≥35 ≥32	≥27 ≥22 ≥24	43 57 50
Percentage of households that sometimes consumed Protein rich food (in the last 7 days)	Act 02: Provide unconditional and/or conditional food and/or cash-based assistance to severely food insecure households among local populations, IDPs and returnees	General Distribution	<b>Female</b> <b>Male</b> <b>Overall</b>	58 72 66	≥38 ≥33 ≥35	≥60 ≥72 ≥70	59 39 50
Percentage of households that sometimes consumed Vit A rich food (in the last 7 days)	Act 02: Provide unconditional and/or conditional food and/or cash-based assistance to severely food insecure households among local populations, IDPs and returnees	General Distribution	<b>Female</b> <b>Male</b> <b>Overall</b>	65 78 72	≥75 ≥80 ≥75	≥70 ≥80 ≥75	59 51 55

#### Host Community; Burundi; Food

#### Food Expenditure Share

	Act 02: Provide unconditional and/or conditional food and/or cash-based assistance to severely food insecure households among local populations, IDPs and returnees	General Distribution	<b>Female</b> <b>Male</b> <b>Overall</b>	88 82 85	≤75 ≤70 ≤70	≤86 ≤80 ≤83	70 71 70
--	---	----------------------	--	----------------	-------------------	-------------------	----------------

National food security and nutrition policies, programmes and system components; Burundi; Capacity Strengthening

Number of national food security and nutrition policies, programmes and system components enhanced as a result of WFP capacity strengthening (new)								
	Act 03: Provide capacity strengthening to Government and humanitarian partners on early warning systems, emergency food security assessments and analysis, and food security and market monitoring	Emergency preparedness activities	<b>Overall</b>	0	≥5	≥5	6	
Refugees in camp; Burundi; Cash, Food, Value Voucher								
<b>Minimum Dietary Diversity – Women</b>								
	Act 01: Provide unconditional food and or cash-based assistance to refugees in camps	General Distribution	<b>Overall</b>	11	≥25	≥20	3.06	19
<b>Food Expenditure Share</b>								
	Act 01: Provide unconditional food and or cash-based assistance to refugees in camps	General Distribution	<b>Female</b>	50.50	≤50	≤50	83	73
			<b>Male</b>	60.40	≤50	≤60	80	73
			<b>Overall</b>	55.80	≤50	≤55	81	73
<b>Food Consumption Score – Nutrition</b>								
Percentage of households that consumed Hem Iron rich food daily (in the last 7 days)	Act 01: Provide unconditional food and or cash-based assistance to refugees in camps	General Distribution	<b>Female</b>	0	≥3	≥3	1	0
			<b>Male</b>	4	≥5	≥5	2	2
			<b>Overall</b>	2	≥5	≥5	2	2
Percentage of households that consumed Protein rich food daily (in the last 7 days)	Act 01: Provide unconditional food and or cash-based assistance to refugees in camps	General Distribution	<b>Female</b>	55	≥62	≥62	60	61
			<b>Male</b>	67	≥67	≥67	69	65
			<b>Overall</b>	61	≥64	≥64	66	63
Percentage of households that consumed Vit A rich food daily (in the last 7 days)	Act 01: Provide unconditional food and or cash-based assistance to refugees in camps	General Distribution	<b>Female</b>	20	≥23	≥21	21	20
			<b>Male</b>	17	≥20	≥17	16	17
			<b>Overall</b>	18	≥20	≥19	18	18
Percentage of households that never consumed Hem Iron rich food (in the last 7 days)	Act 01: Provide unconditional food and or cash-based assistance to refugees in camps	General Distribution	<b>Female</b>	71	≤72	≤72	64	76
			<b>Male</b>	60	≤62	≤62	57	68
			<b>Overall</b>	65	≤65	≤65	60	70



Percentage of households that never consumed Protein rich food (in the last 7 days)	Act 01: Provide unconditional food and or cash-based assistance to refugees in camps	General Distribution	<b>Female</b>	7	=0	=0	4	2
			<b>Male</b>	6	=0	=0	4	3
			<b>Overall</b>	6	=0	=0	4	1
Percentage of households that never consumed Vit A rich food (in the last 7 days)	Act 01: Provide unconditional food and or cash-based assistance to refugees in camps	General Distribution	<b>Female</b>	12	=0	≤4	7	6
			<b>Male</b>	11	=0	≤3	3	5
			<b>Overall</b>	12	=0	≤3	4	5
Percentage of households that sometimes consumed Hem Iron rich food (in the last 7 days)	Act 01: Provide unconditional food and or cash-based assistance to refugees in camps	General Distribution	<b>Female</b>	29	≥25	≥25	35	24
			<b>Male</b>	36	≥33	≥33	41	30
			<b>Overall</b>	33	≥30	≥30	38	28
Percentage of households that sometimes consumed Protein rich food (in the last 7 days)	Act 01: Provide unconditional food and or cash-based assistance to refugees in camps	General Distribution	<b>Female</b>	38	≥38	≥38	36	37
			<b>Male</b>	27	≥33	≥33	27	32
			<b>Overall</b>	32	≥36	≥36	30	34
Percentage of households that sometimes consumed Vit A rich food (in the last 7 days)	Act 01: Provide unconditional food and or cash-based assistance to refugees in camps	General Distribution	<b>Female</b>	68	≥77	≥75	72	74
			<b>Male</b>	72	≥80	≥80	81	78
			<b>Overall</b>	70	≥80	≥78	78	77

#### Refugees in camps; Burundi; Cash, Food, Value Voucher

##### Food Consumption Score

Percentage of households with Acceptable Food Consumption Score	Act 01: Provide unconditional food and or cash-based assistance to refugees in camps	General Distribution	<b>Female</b>	57	≥76	≥71	71	69
			<b>Male</b>	72	≥75	≥74	81	73
			<b>Overall</b>	64	≥75	≥74	77.50	72
Percentage of households with Borderline Food Consumption Score	Act 01: Provide unconditional food and or cash-based assistance to refugees in camps	General Distribution	<b>Female</b>	28	≤20	≤24	23	24
			<b>Male</b>	20	≤20	≤22	15	22
			<b>Overall</b>	24	≤20	≤21	17.90	22

Percentage of households with Poor Food Consumption Score	Act 01: Provide unconditional food and/or cash-based assistance to refugees in camps	General Distribution	<b>Female</b> <b>Male</b> <b>Overall</b>	15 8 12	≤4 ≤5 ≤5	≤5 ≤4 ≤5	5 7 4 5 4.60 6
<b>Consumption-based Coping Strategy Index (Percentage of households with reduced CSI)</b>							
	Act 01: Provide unconditional food and/or cash-based assistance to refugees in camps	General Distribution	<b>Female</b> <b>Male</b> <b>Overall</b>	13.60 14 13.80	≤10 ≤10 ≤10	≤12 ≤13 ≤12	16.70 14.80 15.90 12.60 16.20 13.20
Resources mobilized; Burundi; Capacity Strengthening							
<b>Resources mobilized (USD value) for national food security and nutrition systems as a result of WFP capacity strengthening (new)</b>							
	Act 03: Provide capacity strengthening to Government and humanitarian partners on early warning systems, emergency food security assessments and analysis, and food security and market monitoring	Emergency preparedness activities	<b>Overall</b>	0	≥500000 0	≥500000 0	1433327
Returnees; Burundi; Food							
<b>Food Consumption Score</b>							
Percentage of households with Acceptable Food Consumption Score	Act 02: Provide unconditional and/or conditional food and/or cash-based assistance to severely food insecure households among local populations, IDPs and returnees	General Distribution	<b>Female</b> <b>Male</b> <b>Overall</b>	65 66.30 65.98	≥75 ≥75 ≥75	≥65 ≥73 ≥70	53 63 63 71 61 68
Percentage of households with Borderline Food Consumption Score	Act 02: Provide unconditional and/or conditional food and/or cash-based assistance to severely food insecure households among local populations, IDPs and returnees	General Distribution	<b>Female</b> <b>Male</b> <b>Overall</b>	28.33 24.86 25.72	≤20 ≤20 ≤20	≤23 ≤23 ≤23	34 24 26 24 28 24
Percentage of households with Poor Food Consumption Score	Act 02: Provide unconditional and/or conditional food and/or cash-based assistance to severely food insecure households among local populations, IDPs and returnees	General Distribution	<b>Female</b> <b>Male</b> <b>Overall</b>	6.67 8.84 8.30	≤5 ≤5 ≤5	≤12 ≤4 ≤7	13 13 11 5 11 8
<b>Consumption-based Coping Strategy Index (Percentage of households with reduced CSI)</b>							
	Act 02: Provide unconditional and/or conditional food and/or cash-based assistance to severely food insecure households among local populations, IDPs and returnees	General Distribution	<b>Female</b> <b>Male</b> <b>Overall</b>	12.80 13.70 13.40	≤10 ≤10 ≤10	≤10 ≤11 ≤11	21.90 14 16.20 13.60 17.70 13.80
<b>Minimum Dietary Diversity – Women</b>							
	Act 02: Provide unconditional and/or conditional food and/or cash-based assistance to severely food insecure households among local populations, IDPs and returnees	General Distribution	<b>Overall</b>	14	≥20	≥18	6.01 16

Food Expenditure Share							
	Act 02: Provide unconditional and/or conditional food and/or cash-based assistance to severely food insecure households among local populations, IDPs and returnees	General Distribution	<b>Female</b>	50.50	≤45	≤47	66 73
			<b>Male</b>	60.40	≤40	≤43	51 73
			<b>Overall</b>	55.80	≤40	≤45	55 73
Food Consumption Score – Nutrition							
Percentage of households that consumed Hem Iron rich food daily (in the last 7 days)	Act 02: Provide unconditional and/or conditional food and/or cash-based assistance to severely food insecure households among local populations, IDPs and returnees	General Distribution	<b>Female</b>	0	≥5	≥5	3 1
			<b>Male</b>	0	≥5	≥5	7 2
			<b>Overall</b>	0	≥5	≥5	6 1
Percentage of households that consumed Protein rich food daily (in the last 7 days)	Act 02: Provide unconditional and/or conditional food and/or cash-based assistance to severely food insecure households among local populations, IDPs and returnees	General Distribution	<b>Female</b>	58	≥60	≥60	44 42
			<b>Male</b>	63	≥65	≥65	54 50
			<b>Overall</b>	62	≥65	≥65	52 48
Percentage of households that consumed Vit A rich food daily (in the last 7 days)	Act 02: Provide unconditional and/or conditional food and/or cash-based assistance to severely food insecure households among local populations, IDPs and returnees	General Distribution	<b>Female</b>	25	≥50	≥55	35 51
			<b>Male</b>	17	≥50	≥50	53 44
			<b>Overall</b>	19	≥50	≥50	48 46
Percentage of households that never consumed Hem Iron rich food (in the last 7 days)	Act 02: Provide unconditional and/or conditional food and/or cash-based assistance to severely food insecure households among local populations, IDPs and returnees	General Distribution	<b>Female</b>	70	≤45	≤50	39 61
			<b>Male</b>	58	≤30	≤30	35 37
			<b>Overall</b>	61	≤45	≤40	36 46
Percentage of households that never consumed Protein rich food (in the last 7 days)	Act 02: Provide unconditional and/or conditional food and/or cash-based assistance to severely food insecure households among local populations, IDPs and returnees	General Distribution	<b>Female</b>	6	=0	=0	4 11
			<b>Male</b>	6	=0	=0	4 5
			<b>Overall</b>	6	=0	=0	3 6
Percentage of households that never consumed Vit A rich food (in the last 7 days)	Act 02: Provide unconditional and/or conditional food and/or cash-based assistance to severely food insecure households among local populations, IDPs and returnees	General Distribution	<b>Female</b>	11	=0	≤2	1 2
			<b>Male</b>	23	=0	≤2	1 1
			<b>Overall</b>	20	=0	≤2	1 2

Percentage of households that sometimes consumed Hem Iron rich food (in the last 7 days)	Act 02: Provide unconditional and/or conditional food and/or cash-based assistance to severely food insecure households among local populations, IDPs and returnees	General Distribution	<b>Female</b> <b>Male</b> <b>Overall</b>	30 42 39	≥50 ≥65 ≥50	≥45 ≥65 ≥55	58 58 58	38 61 53
Percentage of households that sometimes consumed Protein rich food (in the last 7 days)	Act 02: Provide unconditional and/or conditional food and/or cash-based assistance to severely food insecure households among local populations, IDPs and returnees	General Distribution	<b>Female</b> <b>Male</b> <b>Overall</b>	36 31 32	≥40 ≥35 ≥35	≥40 ≥35 ≥35	52 42 45	47 45 46
Percentage of households that sometimes consumed Vit A rich food (in the last 7 days)	Act 02: Provide unconditional and/or conditional food and/or cash-based assistance to severely food insecure households among local populations, IDPs and returnees	General Distribution	<b>Female</b> <b>Male</b> <b>Overall</b>	64 60 61	≥50 ≥50 ≥50	≥48 ≥48 ≥48	64 46 51	47 45 46

Strategic Outcome 02	Food insecure households in targeted areas have safe access to adequate and nutritious food all year round	- Nutrition Sensitive - Resilience Building						
Activity 04	Provide conditional food and/or cash based assistance to food insecure households through productive assets creation, livelihood diversification and nutrition counselling	Beneficiary Group	Activity Tag		Planned	Actual		
Output A	04.1 : Food insecure people in targeted areas receive food and/or cash-based assistance to enable them to meet their basic food and nutrition needs.							
Output D	04.3 : Food insecure people in targeted areas benefit from the construction or restoration of household or community productive assets in order to improve their food security and nutrition;							
Output E*	04.4 : Food insecure people in target areas receive a social behaviour change communication (SBCC) to help improve health and nutrition							
A.1	<b>Beneficiaries receiving food transfers</b>	All	Food assistance for asset	Female Male <b>Total</b>	0 0 0			
A.1	<b>Beneficiaries receiving cash-based transfers</b>	All	Prevention of stunting	Female Male <b>Total</b>		10,728 10,487 21,215		
			Food assistance for asset	Female Male <b>Total</b>	18,962 18,538 37,500	25,892 25,313 51,205		
A.3	<b>Cash-based transfers</b>			<b>US\$</b>	2,623,500	1,605,935		

A.1	<b>Number of women, men, boys and girls receiving food/cash-based transfers/commodity vouchers/capacity strengthening transfers</b>						
	Number of participants in beneficiary training sessions (livelihood-support/agriculture&farming;/IGA)	Prevention of stunting	<b>individual</b>		4,241		
		Food assistance for asset	<b>individual</b>	8,247	10,241		
	Number of training sessions for beneficiaries carried out (livelihood-support/agriculture&farming;/IGA)	Food assistance for asset	<b>training session</b>	120	120		
A.5	<b>Quantity of non-food items distributed</b>						
	Number of institution stoves distributed	School feeding (on-site)	<b>non-food item</b>	120	189		
	Quantity of fuel efficiency stoves distributed	Food assistance for asset	<b>non-food item</b>	80,000	15,080		
D.1	<b>Number of assets built, restored or maintained by targeted households and communities, by type and unit of measure</b>						
	Volume (m3) of compost produced/prepared	Food assistance for asset	<b>m3</b>	117,378	120,891		
	Number of latrines constructed	Food assistance for asset	<b>Number</b>	9,919	9,167		
	Kilometres (km) of feeder roads rehabilitated	Food assistance for asset	<b>Km</b>	314	325		
	Number of water springs developed	Food assistance for asset	<b>Number</b>	120	16		
	Number of family gardens established	Food assistance for asset	<b>garden</b>	9,220	9,637		
	Kilometres (km) of firewall cultivated	Food assistance for asset	<b>Km</b>	26	0		
	Number of tree seedlings produced/provided	Food assistance for asset	<b>Number</b>	420,000	0		
	Number of community water ponds for domestic use constructed (<3000 cbmt)	Food assistance for asset	<b>Number</b>	9,562	7,589		
	Hectares (ha) of cultivated land treated with both physical soil and water conservation measures and biological stabilization or agro forestry techniques	Food assistance for asset	<b>Ha</b>	596	680		
D.2*	<b>Number of people provided with energy assets, services and technologies</b>						

	Number of people provided with direct access to energy assets, services and technologies to support productive activities (female)		Emergency preparedness activities	<b>Number</b>	3,830	3,830		
	Number of people provided with direct access to energy assets, services and technologies to support productive activities (male)		Emergency preparedness activities	<b>Number</b>	3,710	3,710		
E*.4	<b>Number of people reached through interpersonal SBCC approaches</b>							
	Number of people reached through interpersonal SBCC approaches (female)		Food assistance for asset	<b>Number</b>	5,545	6,881		
			Prevention of stunting	<b>Number</b>		2,841		
	Number of people reached through interpersonal SBCC approaches (male)		Food assistance for asset	<b>Number</b>	2,702	3,360		
			Prevention of stunting	<b>Number</b>		1,400		
Activity 05	Provide home grown school meals to school-aged children and support national institutions to formulate a national home grown school meals policy and social protection programmes	Beneficiary Group	Activity Tag		Planned	Actual		
Output A	05.1 : School-aged children in targeted areas receive a nutritious meal every day they attend school in order to meet basic food and nutrition needs and increase school enrollment							
Output C	05.2 : School-aged children benefit from increased Government capacity to develop a national HGSP policy and social protection programme in order to improve their basic food and nutrition needs							
Output M	04.3 : School Feeding National Coordination mechanism supported by WFP							
Output N*	05.3 : School Feeding national coordination mechanisms are supported by WFP							
A.1	<b>Beneficiaries receiving food transfers</b>	Students (primary schools)	School feeding (on-site)	Female Male <b>Total</b>	285,570 284,430 570,000	299,955 298,756 598,711		
		Children (pre-primary)	School feeding (on-site)	Female Male <b>Total</b>	4,970 5,030 10,000	7,326 7,415 14,741		
A.1	<b>Beneficiaries receiving cash-based transfers</b>	Students (primary schools)	School feeding (on-site)	Female Male <b>Total</b>	10,020 9,980 20,000			
A.2	<b>Food transfers</b>			<b>MT</b>	19,430	12,760		
A.3	<b>Cash-based transfers</b>			<b>US\$</b>	960,000			
A.6	<b>Number of institutional sites assisted</b>							
	Number of WFP-assisted schools with improved fuel or energy-efficient stoves		School feeding (on-site)	<b>school</b>	132	55		
	Number of fuel or energy-efficient stoves distributed in WFP-assisted schools		School feeding (on-site)	<b>stove</b>	120	189		
	Number of schools assisted by WFP		School feeding (on-site)	<b>school</b>	820	820		



	Number of kitchens or cook areas rehabilitated/constructed		School feeding (on-site)	<b>unit</b>	97	25		
C.4*	<b>Number of people engaged in capacity strengthening initiatives facilitated by WFP to enhance national food security and nutrition stakeholder capacities (new)</b>							
	Number of government/national partner staff receiving technical assistance and training		School feeding (on-site)	<b>individual</b>	4,196	4,196		
C.7*	<b>Number of national institutions benefitting from embedded or seconded expertise as a result of WFP capacity strengthening support (new)</b>							
	Number of national institutions benefitting from embedded or seconded expertise as a result of WFP capacity strengthening support (new)		School feeding (on-site)	<b>Number</b>	50	50		
C.8*	<b>USD value of assets and infrastructure handed over to national stakeholders as a result of WFP capacity strengthening support (new)</b>							
	USD value of assets and infrastructure handed over to national stakeholders as a result of WFP capacity strengthening support (new)		School feeding (on-site)	<b>US\$</b>	739,360	218,433		
M.1	<b>Number of national coordination mechanisms supported</b>							
	Number of national coordination mechanisms supported		School feeding (on-site)	<b>unit</b>	2	2		
N*.1	<b>Feeding days as percentage of total school days</b>							
	Feeding days as percentage of total school days		School feeding (on-site)	<b>%</b>	90	60		
N*.2	<b>Average number of school days per month on which multi-fortified or at least 4 food groups were provided (nutrition-sensitive indicator)</b>							
	Average number of school days per month on which multi-fortified or at least 4 food groups were provided (nutrition-sensitive indicator)		School feeding (on-site)	<b>Days</b>	16	12		

Outcome results				Baseline	End-CSP Target	2019 Target	2019 Follow-up value	2018 Follow-up value
-----------------	--	--	--	----------	----------------	-------------	----------------------	----------------------

Assets creation participants; Burundi; Cash

#### Consumption-based Coping Strategy Index (Percentage of households with reduced CSI)

Act 04: Provide conditional food and/or cash based assistance to food insecure households through productive assets creation, livelihood diversification and nutrition counselling	Food assistance for asset	<b>Female</b>	20.30	≤10	≤12.70	12.70
		<b>Male</b>	19.70	≤10	≤12.80	12.80
		<b>Overall</b>	19.90	≤10	≤12.80	12.80

#### Livelihood-based Coping Strategy Index (Percentage of households using coping strategies)

Percentage of households not using livelihood based coping strategies	Act 04: Provide conditional food and/or cash based assistance to food insecure households through productive assets creation, livelihood diversification and nutrition counselling	Asset creation and livelihood support activities	<b>Female</b> <b>Male</b> <b>Overall</b>	6 13 10	≥10 ≥18 ≥16	≥10 ≥15 ≥15	20 25 17
Percentage of households using crisis coping strategies	Act 04: Provide conditional food and/or cash based assistance to food insecure households through productive assets creation, livelihood diversification and nutrition counselling	Asset creation and livelihood support activities	<b>Female</b> <b>Male</b> <b>Overall</b>	16 10 12	≤18 ≤12 ≤12	≤15 ≤10 ≤10	31 25 33
Percentage of households using emergency coping strategies	Act 04: Provide conditional food and/or cash based assistance to food insecure households through productive assets creation, livelihood diversification and nutrition counselling	Asset creation and livelihood support activities	<b>Female</b> <b>Male</b> <b>Overall</b>	55 56 56	≤50 ≤50 ≤52	≤50 ≤50 ≤50	11 8 9
Percentage of households using stress coping strategies	Act 04: Provide conditional food and/or cash based assistance to food insecure households through productive assets creation, livelihood diversification and nutrition counselling	Asset creation and livelihood support activities	<b>Female</b> <b>Male</b> <b>Overall</b>	21 23 22	≤22 ≤20 ≤20	≤20 ≤20 ≤20	38 42 41
<b>Minimum Dietary Diversity – Women</b>							
	Act 04: Provide conditional food and/or cash based assistance to food insecure households through productive assets creation, livelihood diversification and nutrition counselling	Asset creation and livelihood support activities	<b>Overall</b>	1	≥5	≥5	6.96
<b>Food Expenditure Share</b>							
	Act 04: Provide conditional food and/or cash based assistance to food insecure households through productive assets creation, livelihood diversification and nutrition counselling	Asset creation and livelihood support activities	<b>Female</b> <b>Male</b> <b>Overall</b>	86 81 83	≤75 ≤75 ≤75	≤80 ≤80 ≤80	26 30 29
<b>Proportion of targeted communities where there is evidence of improved capacity to manage climate shocks and risks</b>							
	Act 04: Provide conditional food and/or cash based assistance to food insecure households through productive assets creation, livelihood diversification and nutrition counselling	Asset creation and livelihood support activities	<b>Overall</b>	0		≥10	
<b>Proportion of the population in targeted communities reporting benefits from an enhanced livelihood asset base</b>							

	Act 04: Provide conditional food and/or cash based assistance to food insecure households through productive assets creation, livelihood diversification and nutrition counselling	Asset creation and livelihood support activities	<b>Overall</b>	0	≥60	≥50	89
Assets Creation participants; Burundi; Cash							
<b>Food Consumption Score</b>							
Percentage of households with Acceptable Food Consumption Score	Act 04: Provide conditional food and/or cash based assistance to food insecure households through productive assets creation, livelihood diversification and nutrition counselling	Asset creation and livelihood support activities	<b>Female</b>	36	≥50	≥42	68
			<b>Male</b>	40	≥50	≥46	65
			<b>Overall</b>	39	≥50	≥45	66
Percentage of households with Borderline Food Consumption Score	Act 04: Provide conditional food and/or cash based assistance to food insecure households through productive assets creation, livelihood diversification and nutrition counselling	Asset creation and livelihood support activities	<b>Female</b>	51	≤42	≤48	28
			<b>Male</b>	45	≤40	≤42	24
			<b>Overall</b>	47	≤40	≤44	25
Percentage of households with Poor Food Consumption Score	Act 04: Provide conditional food and/or cash based assistance to food insecure households through productive assets creation, livelihood diversification and nutrition counselling	Asset creation and livelihood support activities	<b>Female</b>	13	≤8	≤10	4
			<b>Male</b>	15	≤10	≤12	11
			<b>Overall</b>	14	≤10	≤11	9
School Children; Burundi; Food							
<b>Enrolment rate</b>							
	Act 05: Provide home grown school meals to school-aged children and support national institutions to formulate a national home grown school meals policy and social protection programmes	School meal activities	<b>Female</b>	2	≥6	≥6	4
			<b>Male</b>	4	≥6	≥6	6
			<b>Overall</b>	3	≥6	≥6	5
<b>Retention rate / Drop-out rate (new)</b>							
Drop-out rate	Act 05: Provide home grown school meals to school-aged children and support national institutions to formulate a national home grown school meals policy and social protection programmes	School meal activities	<b>Female</b>	10	≤5	≤6	6 7
			<b>Male</b>	10	≤5	≤6	6 7
			<b>Overall</b>	10	≤5	≤5	6 7
Retention rate	Act 05: Provide home grown school meals to school-aged children and support national institutions to formulate a national home grown school meals policy and social protection programmes	School meal activities	<b>Female</b>	90	≥95	≥94	94 93
			<b>Male</b>	90	≥95	≥94	94 93
			<b>Overall</b>	90	≥95	≥94	94 93

Strategic Outcome 03		Children 6-59 months, adolescent girls, and pregnant and lactating women and girls (PLW/G) in the targeted provinces and communes have improved nutritional status throughout the year.							- Resilience Building		
Activity 06	Provide specialized nutritious foods in combination with SBCC activities to children, adolescent girls and PLW/G, and support the implementation of a national food fortification policy and strategy	Beneficiary Group	Activity Tag		Planned	Actual					
Output A, E, E*	06.2 : Children 6-23 months, adolescent girls and PLW/G receive appropriate and sufficient amount of food and/or CBT, including specialized nutritious foods and SBCC interventions to enable them to meet their food and nutrition needs										
Output A, E, E*	06.1 : Moderately acute malnourished children 6-59 months and pregnant and lactating women and girls (PLW/G) receive specialized nutritious foods as well as a set of appropriate social behaviour change communication (SBCC) interventions to improve their nutritional status										
Output C	06.3 : Nutritionally vulnerable population benefit from improved Government and private sector capacities to support the implementation of the national food fortification policy and strategy.										
Output E*	06.4 : Number of targeted caregivers (male and female) receiving three key messages delivered through WFP-supported messaging and counselling										
A.1	<b>Beneficiaries receiving food transfers</b>	Pregnant and lactating women	Prevention of stunting	Female Male <b>Total</b>	40,000 0 40,000	74,105 0 74,105					
			Treatment of moderate acute malnutrition	Female Male <b>Total</b>	25,000 0 25,000	16,816 0 16,816					
		Children	Treatment of moderate acute malnutrition	Female Male <b>Total</b>	37,275 37,725 75,000	22,458 22,728 45,186					
			Prevention of stunting	Female Male <b>Total</b>	19,840 20,160 40,000	39,318 39,952 79,270					
			Prevention of micronutrient deficiencies	Female Male <b>Total</b>	19,840 20,160 40,000						
A.2	<b>Food transfers</b>			<b>MT</b>	4,642	3,299					
A.6	<b>Number of institutional sites assisted</b>										
	Number of health centres/sites assisted		Treatment of moderate acute malnutrition	<b>health center</b>	147	147					
			Prevention of stunting	<b>health center</b>	35	35					

C.4*	<b>Number of people engaged in capacity strengthening initiatives facilitated by WFP to enhance national food security and nutrition stakeholder capacities (new)</b>							
	Number of government/national partner staff receiving technical assistance and training		Prevention of stunting	<b>individual</b>	30	33		
C.5*	<b>Number of capacity strengthening initiatives facilitated by WFP to enhance national food security and nutrition stakeholder capacities (new)</b>							
	Number of training sessions/workshop organized		Treatment of moderate acute malnutrition	<b>training session</b>	4	4		
	Number of technical assistance activities provided		Prevention of stunting	<b>unit</b>	5	3		
C.6*	<b>Number of tools or products developed or revised to enhance national food security and nutrition systems as a result of WFP capacity strengthening support (new)</b>							
	Number of tools or products developed		Treatment of moderate acute malnutrition	<b>unit</b>	3	3		
C.7*	<b>Number of national institutions benefitting from embedded or seconded expertise as a result of WFP capacity strengthening support (new)</b>							
	Number of national institutions benefitting from embedded or seconded expertise as a result of WFP capacity strengthening support (new)		Treatment of moderate acute malnutrition	<b>Number</b>	160	160		
E*.4	<b>Number of people reached through interpersonal SBCC approaches</b>							
	Number of people reached through interpersonal SBCC approaches (male)		Treatment of moderate acute malnutrition	<b>Number</b>	6,154	6,355		
			Prevention of stunting	<b>Number</b>	5,000	14,000		
	Number of people reached through interpersonal SBCC approaches (female)		Treatment of moderate acute malnutrition	<b>Number</b>	55,388	56,845		
			Prevention of stunting	<b>Number</b>	75,000	16,500		
<b>Outcome results</b>				<b>Baseline</b>	<b>End-CSP Target</b>	<b>2019 Target</b>	<b>2019 Follow-up value</b>	<b>2018 Follow-up value</b>
MAM_TTT/Children; Burundi; Food								
<b>MAM Treatment Recovery rate</b>								

	Act 06: Provide specialized nutritious foods in combination with SBCC activities to children, adolescent girls and PLW/G, and support the implementation of a national food fortification policy and strategy	Treatment of moderate acute malnutrition	<b>Female</b>	94	>75	>75	94.70
			<b>Male</b>	94	>75	>75	94.70
			<b>Overall</b>	94	>75	>75	94.70
<b>MAM Treatment Mortality rate</b>							
	Act 06: Provide specialized nutritious foods in combination with SBCC activities to children, adolescent girls and PLW/G, and support the implementation of a national food fortification policy and strategy	Treatment of moderate acute malnutrition	<b>Female</b>	0.10	<3	<3	0.10
			<b>Male</b>	0.10	<3	<3	0.10
			<b>Overall</b>	0.10	<3	<3	0.10
<b>MAM Treatment Non-response rate</b>							
	Act 06: Provide specialized nutritious foods in combination with SBCC activities to children, adolescent girls and PLW/G, and support the implementation of a national food fortification policy and strategy	Treatment of moderate acute malnutrition	<b>Female</b>	3	<15	<15	2.40
			<b>Male</b>	3	<15	<15	2.40
			<b>Overall</b>	3	<15	<15	2.40
<b>MAM Treatment Default rate</b>							
	Act 06: Provide specialized nutritious foods in combination with SBCC activities to children, adolescent girls and PLW/G, and support the implementation of a national food fortification policy and strategy	Treatment of moderate acute malnutrition	<b>Female</b>	2	<15	<15	2.80
			<b>Male</b>	2	<15	<15	2.80
			<b>Overall</b>	2	<15	<15	2.80
Stunting prevention; KIRUNDO; Food							
<b>Proportion of target population that participates in an adequate number of distributions (adherence)</b>							
	Act 06: Provide specialized nutritious foods in combination with SBCC activities to children, adolescent girls and PLW/G, and support the implementation of a national food fortification policy and strategy	Prevention of stunting	<b>Female</b>	0	≥70	≥66	95.17
			<b>Male</b>	0	≥70	≥66	94.17
			<b>Overall</b>	0	≥70	≥66	94.44
<b>Proportion of children 6--23 months of age who receive a minimum acceptable diet</b>							
	Act 06: Provide specialized nutritious foods in combination with SBCC activities to children, adolescent girls and PLW/G, and support the implementation of a national food fortification policy and strategy	Prevention of stunting	<b>Female</b>	6.70	≥12	≥8	6.30
			<b>Male</b>	6.70	≥12	≥8	6.30
			<b>Overall</b>	6.70	≥12	≥8	6.30
<b>Minimum Dietary Diversity – Women</b>							



	Act 06: Provide specialized nutritious foods in combination with SBCC activities to children, adolescent girls and PLW/G, and support the implementation of a national food fortification policy and strategy	Prevention of stunting	<b>Overall</b>	0.10	≥2	≥1	2.32
Stunting Prevention; KIRUNDO; Food							
<b>Proportion of eligible population that participates in programme (coverage)</b>							
	Act 06: Provide specialized nutritious foods in combination with SBCC activities to children, adolescent girls and PLW/G, and support the implementation of a national food fortification policy and strategy	Prevention of stunting	<b>Female</b>	0	>70	>70	97
			<b>Male</b>	0	>70	>70	97
			<b>Overall</b>	0	>70	>70	97

<b>Strategic Outcome 04</b>	<b>Food-insecure smallholders and communities in targeted areas have enhanced livelihoods to better support food security and nutrition needs by 2020</b>	<b>- Nutrition Sensitive - Root Causes</b>						
Activity 07	Provide technical support on post-harvest solutions, equipment and capacity building to smallholder farmers and farmers' organizations/cooperatives, including SBCC, in order to improve post-harvest management and enhance food diversification	Beneficiary Group	Activity Tag		Planned	Actual		
Output A	07.1 : Targeted smallholder farmers, including women farmers, benefit from increased access to markets, including through HGSM, in order to enhance their food and nutrition security (SDG 5)							
Output C	07.2 : Through targeted farmers' organizations and cooperatives, smallholder farmers, particularly women, benefit from improved post-harvest handling equipment to improve their productivity and food security (SDG 5)							
Output E	07.2 : Through targeted farmers' organizations and cooperatives, smallholder farmers, particularly women, benefit from improved post-harvest handling equipment to improve their productivity and food security (SDG 5)							
Output E*	07.2 : Through targeted farmers' organizations and cooperatives, smallholder farmers, particularly women, benefit from improved post-harvest handling equipment to improve their productivity and food security							
Output F	07.1 : Targeted smallholder farmers, including women farmers, benefit from increased access to markets, including through HGSM, in order to enhance their food and nutrition security (SDG 5)							
A.5	<b>Quantity of non-food items distributed</b>							
	Number of agro-processing units provided to established food-processing cooperatives		Smallholder agricultural market support activities	<b>non-food item</b>	19,200	25,150		
C.4*	<b>Number of people engaged in capacity strengthening initiatives facilitated by WFP to enhance national food security and nutrition stakeholder capacities (new)</b>							
	Number of government/national partner staff receiving technical assistance and training		Smallholder agricultural market support activities	<b>individual</b>	250			

C.5*	<b>Number of capacity strengthening initiatives facilitated by WFP to enhance national food security and nutrition stakeholder capacities (new)</b>							
	Number of training sessions/workshop organized		Smallholder agricultural market support activities	<b>training session</b>	20			
E*.4	<b>Number of people reached through interpersonal SBCC approaches</b>							
	Number of people reached through interpersonal SBCC approaches (female)		Smallholder agricultural market support activities	<b>Number</b>	45			
	Number of people reached through interpersonal SBCC approaches (male)		Smallholder agricultural market support activities	<b>Number</b>	25			
F.1	<b>Number of smallholder farmers supported/trained</b>							
	Number of farmer individuals supported through local purchases		Smallholder agricultural market support activities	<b>individual</b>	360	2,500		
F.2	<b>Quantity of fortified foods, complementary foods and specialized nutritious foods purchased from local suppliers</b>							
	Quantity of fortified foods, complementary foods and specialized nutritious foods purchased from local suppliers		Smallholder agricultural market support activities	<b>Mt</b>	25,000	3,951		
<b>Outcome results</b>				<b>Baseline</b>	<b>End-CSP Target</b>	<b>2019 Target</b>	<b>2019 Follow-up value</b>	<b>2018 Follow-up value</b>
Smallholders; Burundi; Capacity Strengthening								
<b>Percentage of targeted smallholders selling through WFP-supported farmer aggregation systems</b>								
	Act 07: Provide technical support on post-harvest solutions, equipment and capacity building to smallholder farmers and farmers' organizations/cooperatives, including SBCC, in order to improve post-harvest management and enhance food diversification	Smallholder agricultural market support activities	<b>Female</b>	15	≥20	≥20	13	14
			<b>Male</b>	15	≥20	≥20	9	11
			<b>Overall</b>	15	≥20	≥20	11	12.50
<b>Minimum Dietary Diversity - Women</b>								

	Act 07: Provide technical support on post-harvest solutions, equipment and capacity building to smallholder farmers and farmers' organizations/cooperatives, including SBCC, in order to improve post-harvest management and enhance food diversification	Smallholder agricultural market support activities	<b>Overall</b>	13	≥45	≥40	28.10	37
<b>Proportion of children 6-23 months of age who receive a minimum acceptable diet</b>								
	Act 07: Provide technical support on post-harvest solutions, equipment and capacity building to smallholder farmers and farmers' organizations/cooperatives, including SBCC, in order to improve post-harvest management and enhance food diversification	Smallholder agricultural market support activities	<b>Female</b>	15	≥20	≥17	8.60	15
			<b>Male</b>	15	≥20	≥17	8.60	15
			<b>Overall</b>	15	≥20	≥17	8.60	15
<b>Value and volume of smallholder sales through WFP-supported aggregation systems</b>								
Value (USD)	Act 07: Provide technical support on post-harvest solutions, equipment and capacity building to smallholder farmers and farmers' organizations/cooperatives, including SBCC, in order to improve post-harvest management and enhance food diversification	Smallholder agricultural market support activities	<b>Overall</b>	2832817	≥350000 0	≥300000 0	2323314	1681557
Volume (MT)	Act 07: Provide technical support on post-harvest solutions, equipment and capacity building to smallholder farmers and farmers' organizations/cooperatives, including SBCC, in order to improve post-harvest management and enhance food diversification	Smallholder agricultural market support activities	<b>Overall</b>	2943	≥3000	≥2500	2856	2290
<b>Percentage of WFP food procured from smallholder farmer aggregation systems</b>								
	Act 07: Provide technical support on post-harvest solutions, equipment and capacity building to smallholder farmers and farmers' organizations/cooperatives, including SBCC, in order to improve post-harvest management and enhance food diversification	Smallholder agricultural market support activities	<b>Overall</b>	12	≥15	≥15	12	12

<b>Strategic Outcome 05</b>	<b>Government , humanitarian and development partners have access to effective supply chain management and logistic all year round</b>	<b>- Resilience Building</b>						
Activity 08	Provide external services to Government, humanitarian and development partners	Beneficiary Group	Activity Tag		Planned	Actual		
Output H	08.1 : Vulnerable populations in Burundi benefit from WFP's cost efficient supply chain services to the Government and the humanitarian and development community							
Output K	08.1 : Vulnerable populations in Burundi benefit from WFP's cost efficient supply chain services to the Government and the humanitarian and development community							
Output M	Vulnerable populations in Burundi benefit from WFP's cost efficient supply chain services to the Government and the humanitarian and development community							
H.1	<b>Number of shared services provided, by type</b>							

	Number of services provided		Service Delivery General	<b>service</b>	30	30		
K.1	<b>Number of partners supported</b>							
	Number of partners supported		Service Delivery General	<b>partner</b>	16	16		
M.1	<b>Number of national coordination mechanisms supported</b>							
	Number of national coordination mechanisms supported		Service Delivery General	<b>unit</b>	5	5		
<b>Outcome results</b>				<b>Baseline</b>	<b>End-CSP Target</b>	<b>2019 Target</b>	<b>2019 Follow-up value</b>	<b>2018 Follow-up value</b>
CPA; Burundi; Capacity Strengthening								
<b>Partnerships Index (new)</b>								
	Act 08: Provide external services to Government, humanitarian and development partners	Supply Chain Service Provision for Third Parties	<b>Overall</b>	0	≥10	≥10	16	
<b>User satisfaction rate</b>								
	Act 08: Provide external services to Government, humanitarian and development partners	Supply Chain Service Provision for Third Parties	<b>Overall</b>	0	≥90	≥90	95	

## Cross-cutting Indicators

Affected populations are able to benefit from WFP programmes in a manner that ensures and promotes their safety, dignity and integrity								
Proportion of targeted people accessing assistance without protection challenges								
Target group, Location, Modalities	Activity Number	Activity Tag	Female/Male/Overall	Baseline	End-CSP Target	2019 Target	2019 Follow-up value	2018 Follow-up value
Assets creation participants; Burundi; Cash	Act 04: Provide conditional food and/or cash based assistance to food insecure households through productive assets creation, livelihood diversification and nutrition counselling	Food assistance for asset	Female	0	=100	≥90	98.60	
			Male	0	=100	≥90	99.10	
			Overall	0	=100	≥90	99	
Host community; Burundi; Food	Act 02: Provide unconditional and/or conditional food and/or cash-based assistance to severely food insecure households among local populations, IDPs and returnees	General Distribution	Female	0	≥95	≥90	93.20	
			Male	0	≥95	≥90	92	
			Overall	0	≥95	≥90	92.60	
Refugees Camps; Burundi; Cash, Food, Value Voucher	Act 01: Provide unconditional food and/or cash-based assistance to refugees in camps	General Distribution	Female	91	=100	=100	100	100
			Male	94.89	=100	=100	100	100
			Overall	95.87	=100	=100	100	100
Returnees; Burundi; Food	Act 02: Provide unconditional and/or conditional food and/or cash-based assistance to severely food insecure households among local populations, IDPs and returnees	General Distribution	Female	95	≥95	≥90	93.70	100
			Male	90	≥95	≥90	97.80	100
			Overall	90	≥95	≥90	96.70	100
School Children; Burundi; Food	Act 05: Provide home grown school meals to school-aged children and support national institutions to formulate a national home grown school meals policy and social protection programmes	School feeding (on-site)	Female	100	=100	=100	100	
			Male	100	=100	=100	100	
			Overall	100	=100	=100	100	
Stunting prevention; KIRUNDO; Food	Act 06: Provide specialized nutritious foods in combination with SBCC activities to children, adolescent girls and PLW/G, and support the implementation of a national food fortification policy and strategy	Prevention of stunting	Female	0	=100	=100	98	
			Male	0	=100	=100	95.80	
			Overall	0	=100	=100	96.10	

Treatment moderate acute malnutrition (children 6-59 month , Pregnant and lactating women); Burundi; Food	Act 06: Provide specialized nutritious foods in combination with SBCC activities to children, adolescent girls and PLW/G, and support the implementation of a national food fortification policy and strategy	Treatment of moderate acute malnutrition	Female Male Overall	<b>100</b> <b>100</b> <b>100</b>	=100 =100 =100	=100 =100 =100	100 100 100	
<b>Proportion of targeted people having unhindered access to WFP programmes (new)</b>								
Target group, Location, Modalities	Activity Number	Activity Tag	Female/Male/Overall	Baseline	End-CSP Target	2019 Target	2019 Follow-up value	2018 Follow-up value
Assets creation participants; Burundi; Cash	Act 04: Provide conditional food and/or cash based assistance to food insecure households through productive assets creation, livelihood diversification and nutrition counselling	Food assistance for asset	Female Male Overall	<b>0</b> <b>0</b> <b>0</b>	≥90 ≥90 ≥90	≥90 ≥90 ≥90	95.80 95.60 95.60	
Host community; Burundi; Food	Act 02: Provide unconditional and/or conditional food and/or cash-based assistance to severely food insecure households among local populations, IDPs and returnees	General Distribution	Female Male Overall	<b>0</b> <b>0</b> <b>0</b>	≥95 ≥95 ≥95	≥90 ≥90 ≥90	87.60 91.30 89.40	
MAM treatment; Burundi; Food	Act 06: Provide specialized nutritious foods in combination with SBCC activities to children, adolescent girls and PLW/G, and support the implementation of a national food fortification policy and strategy	Treatment of moderate acute malnutrition	Female Male Overall	<b>100</b> <b>98.17</b> <b>98.36</b>	=100 =100 =100	=100 =100 =100	96.40 92.50 93.10	
Refugees; Burundi; Cash, Food, Value Voucher	Act 01: Provide unconditional food and/or cash-based assistance to refugees in camps	Unconditional resource transfers to support access to food	Female Male Overall	<b>94.69</b> <b>94.52</b> <b>94.57</b>	≥95 ≥95 ≥95	≥95 ≥95 ≥95	97.50 92.90 94.50	
Returnees; Burundi; Food	Act 02: Provide unconditional and/or conditional food and/or cash-based assistance to severely food insecure households among local populations, IDPs and returnees	Unconditional resource transfers to support access to food	Female Male Overall	<b>89.38</b> <b>96.90</b> <b>93.21</b>	=95 =100 =95	≥90 ≥97 ≥95	96.20 96.90 96.70	



Stunting prevention; KIRUNDO; Food	Act 06: Provide specialized nutritious foods in combination with SBCC activities to children, adolescent girls and PLW/G, and support the implementation of a national food fortification policy and strategy	Prevention of stunting	Female Male Overall	<b>0</b> <b>0</b> <b>0</b>	≥95 ≥95 ≥95	≥90 ≥90 ≥90	98 95.80 96.10	
<b>Proportion of targeted people receiving assistance without safety challenges (new)</b>								
Target group, Location, Modalities	Activity Number	Activity Tag	Female/Male/Overall	Baseline	End-CSP Target	2019 Target	2019 Follow-up value	2018 Follow-up value
Assets creation participants; Burundi; Cash	Act 04: Provide conditional food and/or cash based assistance to food insecure households through productive assets creation, livelihood diversification and nutrition counselling	Food assistance for asset	Female Male Overall	<b>0</b> <b>0</b> <b>0</b>	≥90 ≥90 ≥90	≥90 ≥90 ≥90	100 100 100	
Host community; Burundi; Food	Act 02: Provide unconditional and/or conditional food and/or cash-based assistance to severely food insecure households among local populations, IDPs and returnees	General Distribution	Female Male Overall	<b>0</b> <b>0</b> <b>0</b>	≥90 ≥90 ≥90	≥90 ≥90 ≥90	93.20 92 92.60	
MAM treatment; Burundi; Food	Act 06: Provide specialized nutritious foods in combination with SBCC activities to children, adolescent girls and PLW/G, and support the implementation of a national food fortification policy and strategy	Treatment of moderate acute malnutrition	Female Male Overall	<b>100</b> <b>100</b> <b>100</b>	=100 =100 =100	=100 =100 =100	100 100 100	
Refugees; Burundi; Cash, Food, Value Voucher	Act 01: Provide unconditional food and/or cash-based assistance to refugees in camps	Unconditional resource transfers to support access to food	Female Male Overall	<b>100</b> <b>97.81</b> <b>98.45</b>	=100 =100 =100	=100 =100 =100	100 100 100	
Returnees; Burundi; Food	Act 02: Provide unconditional and/or conditional food and/or cash-based assistance to severely food insecure households among local populations, IDPs and returnees	Unconditional resource transfers to support access to food	Female Male Overall	<b>94</b> <b>98</b> <b>97</b>	=100 =100 =100	=100 =100 =100	93.70 97.80 96.70	

Stunting prevention; KIRUNDO; Food	Act 06: Provide specialized nutritious foods in combination with SBCC activities to children, adolescent girls and PLW/G, and support the implementation of a national food fortification policy and strategy	Prevention of stunting	Female Male Overall	<b>0</b> <b>0</b> <b>0</b>	=100 =100 =100	=100 =100 =100	100 100 100	
<b>Proportion of targeted people who report that WFP programmes are dignified (new)</b>								
Target group, Location, Modalities	Activity Number	Activity Tag	Female/Male/Overall	Baseline	End-CSP Target	2019 Target	2019 Follow-up value	2018 Follow-up value
Assets creation participants; Burundi; Cash	Act 04: Provide conditional food and/or cash based assistance to food insecure households through productive assets creation, livelihood diversification and nutrition counselling	Food assistance for asset	Female Male Overall	<b>0</b> <b>0</b> <b>0</b>	≥90 ≥90 ≥90	≥90 ≥90 ≥90	100 99 98.70	
Host community; Burundi; Food	Act 02: Provide unconditional and/or conditional food and/or cash-based assistance to severely food insecure households among local populations, IDPs and returnees	General Distribution	Female Male Overall	<b>0</b> <b>0</b> <b>0</b>	≥90 ≥90 ≥90	≥90 ≥90 ≥90	91.90 96.70 94.20	
MAM Treatment; Burundi; Food	Act 06: Provide specialized nutritious foods in combination with SBCC activities to children, adolescent girls and PLW/G, and support the implementation of a national food fortification policy and strategy	Treatment of moderate acute malnutrition	Female Male Overall	<b>100</b> <b>99.90</b> <b>99.18</b>	=100 =100 =100	=100 =100 =100	100 100 100	
Refugees; Burundi; Cash, Food, Value Voucher	Act 01: Provide unconditional food and/or cash-based assistance to refugees in camps	General Distribution	Female Male Overall	<b>96</b> <b>89.42</b> <b>91.47</b>	=100 =100 =100	≥98 ≥90 ≥95	95.70 96.60 96.30	
Returnees; Burundi; Food	Act 02: Provide unconditional and/or conditional food and/or cash-based assistance to severely food insecure households among local populations, IDPs and returnees	General Distribution	Female Male Overall	<b>95</b> <b>98.70</b> <b>96.74</b>	=100 =100 =100	=100 =100 =100	94.90 98.20 97.40	
Stunting prevention; KIRUNDO; Food	Act 06: Provide specialized nutritious foods in combination with SBCC activities to children, adolescent girls and PLW/G, and support the implementation of a national food fortification policy and strategy	Prevention of stunting	Female Male Overall	<b>0</b> <b>0</b> <b>0</b>	=100 =100 =100	=100 =100 =100	100 100 100	

## Improved gender equality and women's empowerment among WFP-assisted population

### Proportion of food assistance decision-making entity – committees, boards, teams, etc. – members who are women



Target group, Location, Modalities	Activity Number	Activity Tag	Category	Female/Male/ Overall	Baseline	End-CSP Target	2019 Target	2019 Follow-up value	2018 Follow-up value
Refugees camps; Burundi; Cash, Food, Value Voucher	Act 01: Provide unconditional food and or cash-based assistance to refugees in camps	General Distribution		Overall	50	≤60	≤60	55	50
<b>Proportion of households where women, men, or both women and men make decisions on the use of food/cash/vouchers, disaggregated by transfer modality</b>									
Target group, Location, Modalities	Activity Number	Activity Tag	Category	Female/Male/ Overall	Baseline	End-CSP Target	2019 Target	2019 Follow-up value	2018 Follow-up value
Assets creation participants; Burundi; Cash	Act 04: Provide conditional food and/or cash based assistance to food insecure households through productive assets creation, livelihood diversification and nutrition counselling	Food assistance for asset	Decisions made by women	Overall	0	≤25	≤25	9	
			Decisions made by men	Overall	0	≤5	≤5	20	
			Decisions jointly made by women and men	Overall	0	≥70	≥70	71	
Host community; Burundi; Food	Act 02: Provide unconditional and/or conditional food and/or cash-based assistance to severely food insecure households among local populations, IDPs and returnees	General Distribution	Decisions made by women	Overall	0	≤40	≤45	63.02	
			Decisions made by men	Overall	0	≤5	≤5	14.15	
			Decisions jointly made by women and men	Overall	0	≥55	≥50	22.83	
Prevention of stunting; KIRUNDO; Food	Act 06: Provide specialized nutritious foods in combination with SBCC activities to children, adolescent girls and PLW/G, and support the implementation of a national food fortification policy and strategy	Prevention of stunting	Decisions made by women	Overall	0	≤20	≤30	78	
			Decisions made by men	Overall	0	=0	=0	6	

			Decisions jointly made by women and men	<b>Overall</b>	0	≥80	≥70	16	
Refugees camps; Burundi; Cash, Food, Value Voucher	Act 01: Provide unconditional food and or cash-based assistance to refugees in camps	General Distribution	Decisions made by women	<b>Overall</b>	73.30	≥40	≤45	67.20	55.60
			Decisions made by men	<b>Overall</b>	26.70	≤5	≤5	3.90	6.20
			Decisions jointly made by women and men	<b>Overall</b>	0	≥55	≥50	28.90	38.20
Returnees; Burundi; Food	Act 02: Provide unconditional and/or conditional food and/or cash-based assistance to severely food insecure households among local populations, IDPs and returnees	General Distribution	Decisions made by women	<b>Overall</b>	67	≤40	≤40	38.40	66.60
			Decisions made by men	<b>Overall</b>	3	≤10	≤10	26	8.10
			Decisions jointly made by women and men	<b>Overall</b>	30	≥50	≥50	34.90	25.30
Treatment of moderate acute malnutrition; Burundi; Food	Act 06: Provide specialized nutritious foods in combination with SBCC activities to children, adolescent girls and PLW/G, and support the implementation of a national food fortification policy and strategy	Treatment of moderate acute malnutrition	Decisions made by women	<b>Overall</b>	77	≤30	≤30	76	
			Decisions made by men	<b>Overall</b>	1	=0	=0	0	
			Decisions jointly made by women and men	<b>Overall</b>	22	≥70	≥70	24	

**Type of transfer (food, cash, voucher, no compensation) received by participants in WFP activities, disaggregated by sex and type of activity**

Target group, Location, Modalities	Activity Number	Activity Tag	Category	Female/Male/ Overall	Baseline	End-CSP Target	2019 Target	2019 Follow-up value	2018 Follow-up value
------------------------------------	-----------------	--------------	----------	----------------------	----------	----------------	-------------	----------------------	----------------------

Assets creation participants; Burundi; Cash	Act 04: Provide conditional food and/or cash based assistance to food insecure households through productive assets creation, livelihood diversification and nutrition counselling	Food assistance for asset	<b>Female</b>	0	≥60	≥60	68.80
			<b>Male</b>	0	≥40	≥40	31.20
			<b>Overall</b>	0	≥100	≥100	100

### Affected populations are able to hold WFP and partners accountable for meeting their hunger needs in a manner that reflects their views and preferences

#### Proportion of assisted people informed about the programme (who is included, what people will receive, length of assistance)

Target group, Location, Modalities	Activity Number	Activity Tag	Female/Male/Overall	Baseline	End-CSP Target	2019 Target	2019 Follow-up value	2018 Follow-up value
Assets creation participants; Burundi; Cash	Act 04: Provide conditional food and/or cash based assistance to food insecure households through productive assets creation, livelihood diversification and nutrition counselling	Food assistance for asset	Female	0	≥80	≥50	63.90	
			Male	0	≥80	≥50	74.20	
			Overall	0	≥80	≥50	71.70	
Host community; Burundi; Food	Act 02: Provide unconditional and/or conditional food and/or cash-based assistance to severely food insecure households among local populations, IDPs and returnees	General Distribution	Female	0	≥80	≥80	16.70	
			Male	0	≥80	≥80	25.50	
			Overall	0	≥80	≥80	21.20	
Refugees camps; Burundi; Cash, Food, Value Voucher	Act 01: Provide unconditional food and/or cash-based assistance to refugees in camps	General Distribution	Female	38.70	=80	=50	71	47.20
			Male	41.10	=80	=50	73.20	51.70
			Overall	40	=80	=50	72.40	50.40
Returnees; Burundi; Food	Act 02: Provide unconditional and/or conditional food and/or cash-based assistance to severely food insecure households among local populations, IDPs and returnees	General Distribution	Female	3	≥40	≥20	38	20
			Male	3	≥40	≥20	35.10	10
			Overall	6	≥40	≥20	35.80	30

#### Proportion of project activities for which beneficiary feedback is documented, analysed and integrated into programme improvements

Target group, Location, Modalities	Activity Number	Activity Tag	Female/Male/Overall	Baseline	End-CSP Target	2019 Target	2019 Follow-up value	2018 Follow-up value
Refugees camps; Burundi; Cash, Food, Value Voucher			Overall	100	=100	=100	100	100

## **World Food Programme**

### **Contact info**

Virginia Villar Arribas  
virginia.villararribas@wfp.org

Cover page photo © Cover photo © WFP/Aurore Ishimwe

Schoolchildren having a school meal provided by WFP at Gitamo primary school, Ngozi province.

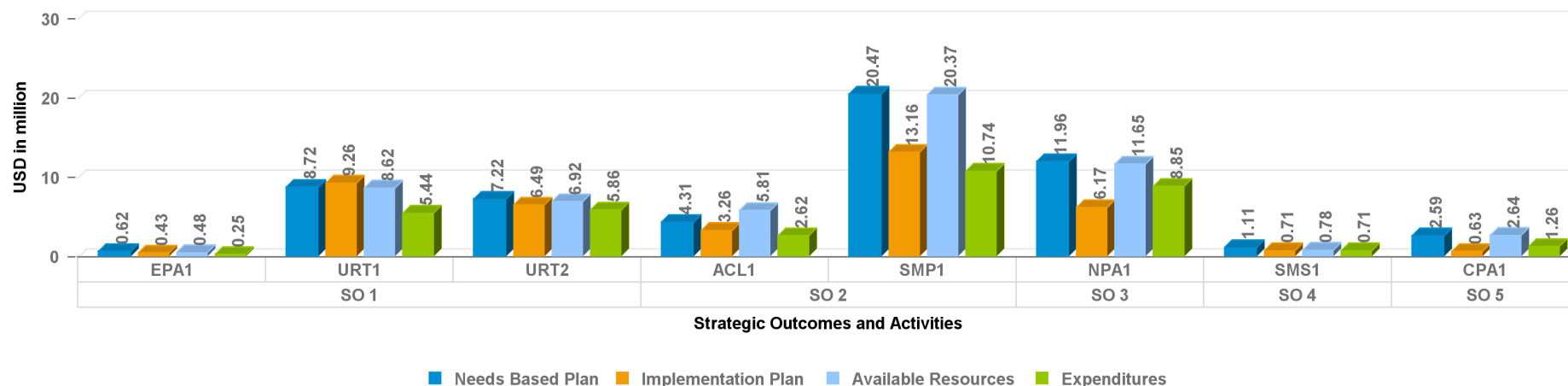
<https://www.wfp.org/countries/burundi>

# Annual Country Report

## Burundi Country Portfolio Budget 2019 (2018-2020)

### Annual Financial Overview for the period 1 January to 31 December 2019 (Amount in USD)

#### Annual CPB Overview



Code	Strategic Outcome
SO 1	Crisis affected populations including refugees in camps, internally displaced people (IDPs) and returnees in targeted areas are able to meet their basic food needs all year round
SO 2	Food insecure households in targeted areas have safe access to adequate and nutritious food all year round
SO 3	Children 6-59 months, adolescent girls, and pregnant and lactating women and girls (PLW/G) in the targeted provinces and communes have improved nutritional status throughout the year.
SO 4	Food-insecure smallholders and communities in targeted areas have enhanced livelihoods to better support food security and nutrition needs by 2020
SO 5	Government , humanitarian and development partners have access to effective supply chain management and logistic all year round
Code	Country Activity Long Description
ACL1	Provide conditional food and/or cash based assistance to food insecure households through productive assets creation, livelihood diversification and nutrition counselling
CPA1	Provide external services to Government, humanitarian and development partners
EPA1	Provide capacity strengthening to Government and humanitarian partners on early warning systems, emergency food security assessments and analysis, and food security and market monitoring
NPA1	Provide specialized nutritious foods in combination with SBCC activities to children, adolescent girls and PLW/G, and support the implementation of a national food fortification policy and strategy
SMP1	Provide home grown school meals to school-aged children and support national institutions to formulate a national home grown school meals policy and social protection programmes
SMS1	Provide technical support on post-harvest solutions, equipment and capacity building to smallholder farmers and farmers' organizations/cooperatives, including SBCC, in order to improve post-harvest management and enhance food diversification
URT1	Provide unconditional food and or cash-based assistance to refugees in camps
URT2	Provide unconditional and/or conditional food and/or cash-based assistance to severely food insecure households among local populations, IDPs and returnees



# Annual Country Report

## Burundi Country Portfolio Budget 2019 (2018-2020)

### Annual Financial Overview for the period 1 January to 31 December 2019 (Amount in USD)

Strategic Result	Strategic Outcome	Activity	Needs Based Plan	Implementation Plan	Available Resources	Expenditures
1	Crisis affected populations including refugees in camps, internally displaced people (IDPs) and returnees in targeted areas are able to meet their basic food needs all year round	Provide capacity strengthening to Government and humanitarian partners on early warning systems, emergency food security assessments and analysis, and food security and market monitoring	619,654	433,758	484,439	247,658
		Provide unconditional food and or cash-based assistance to refugees in camps	8,716,201	9,256,593	8,621,599	5,442,378
		Provide unconditional and/or conditional food and/or cash-based assistance to severely food insecure households among local populations, IDPs and returnees	7,216,522	6,488,586	6,922,812	5,859,127
	Food insecure households in targeted areas have safe access to adequate and nutritious food all year round	Provide conditional food and/or cash based assistance to food insecure households through productive assets creation, livelihood diversification and nutrition counselling	4,313,345	3,264,913	5,805,264	2,615,633
		Provide home grown school meals to school-aged children and support national institutions to formulate a national home grown school meals policy and social protection programmes	20,474,270	13,158,233	20,372,249	10,741,721

# Annual Country Report

## Burundi Country Portfolio Budget 2019 (2018-2020)

### Annual Financial Overview for the period 1 January to 31 December 2019 (Amount in USD)

Strategic Result	Strategic Outcome	Activity	Needs Based Plan	Implementation Plan	Available Resources	Expenditures
<b>Subtotal Strategic Result 1. Everyone has access to food (SDG Target 2.1)</b>			<b>41,339,992</b>	<b>32,602,083</b>	<b>42,206,364</b>	<b>24,906,517</b>
2	Children 6-59 months, adolescent girls, and pregnant and lactating women and girls (PLW/G) in the targeted provinces and communes have improved nutritional status throughout the year.	Provide specialized nutritious foods in combination with SBCC activities to children, adolescent girls and PLW/G, and support the implementation of a national food fortification policy and strategy	11,955,292	6,172,770	11,650,660	8,851,247
		Non Activity Specific	0	0	1,623	0
<b>Subtotal Strategic Result 2. No one suffers from malnutrition (SDG Target 2.2)</b>			<b>11,955,292</b>	<b>6,172,770</b>	<b>11,652,283</b>	<b>8,851,247</b>
3	Food-insecure smallholders and communities in targeted areas have enhanced livelihoods to better support food security and nutrition needs by 2020	Provide technical support on post-harvest solutions, equipment and capacity building to smallholder farmers and farmers' organizations/cooperatives, including SBCC, in order to improve post-harvest management and enhance food diversification	1,106,153	708,397	776,687	713,555
<b>Subtotal Strategic Result 3. Smallholders have improved food security and nutrition (SDG Target 2.3)</b>			<b>1,106,153</b>	<b>708,397</b>	<b>776,687</b>	<b>713,555</b>

# Annual Country Report

## Burundi Country Portfolio Budget 2019 (2018-2020)

### Annual Financial Overview for the period 1 January to 31 December 2019 (Amount in USD)

Strategic Result	Strategic Outcome	Activity	Needs Based Plan	Implementation Plan	Available Resources	Expenditures
8	Government , humanitarian and development partners have access to effective supply chain management and logistic all year round	Provide external services to Government, humanitarian and development partners	2,592,883	626,669	2,642,046	1,258,832
<b>Subtotal Strategic Result 8. Sharing of knowledge, expertise and technology strengthen global partnership support to country efforts to achieve the SDGs (SDG Target 17.16)</b>			<b>2,592,883</b>	<b>626,669</b>	<b>2,642,046</b>	<b>1,258,832</b>
		Non Activity Specific	0	0	1,686,553	0
<b>Subtotal Strategic Result</b>			<b>0</b>	<b>0</b>	<b>1,686,553</b>	<b>0</b>
<b>Total Direct Operational Cost</b>			<b>56,994,320</b>	<b>40,109,919</b>	<b>58,963,932</b>	<b>35,730,150</b>
<b>Direct Support Cost (DSC)</b>			<b>4,294,102</b>	<b>4,294,101</b>	<b>6,682,282</b>	<b>3,953,260</b>
<b>Total Direct Costs</b>			<b>61,288,422</b>	<b>44,404,020</b>	<b>65,646,215</b>	<b>39,683,410</b>
<b>Indirect Support Cost (ISC)</b>			<b>3,983,747</b>	<b>2,886,261</b>	<b>2,402,820</b>	<b>2,402,820</b>
<b>Grand Total</b>			<b>65,272,169</b>	<b>47,290,282</b>	<b>68,049,035</b>	<b>42,086,231</b>



Brian Ah Poe  
Chief

Contribution Accounting and Donor Financial Reporting Branch

## Columns Definition

---

### Needs Based Plan

Latest annual approved version of operational needs as of December of the reporting year. WFP's needs-based plans constitute an appeal for resources to implement operations which are designed based on needs assessments undertaken in collaboration with government counterparts and partners

### Implementation Plan

Implementation Plan as of January of the reporting period which represents original operational prioritized needs taking into account funding forecasts of available resources and operational challenges

### Available Resources

Unspent Balance of Resources carried forward, Allocated contribution in the current year, Advances and Other resources in the current year. It excludes contributions that are stipulated by donor for use in future years

### Expenditures

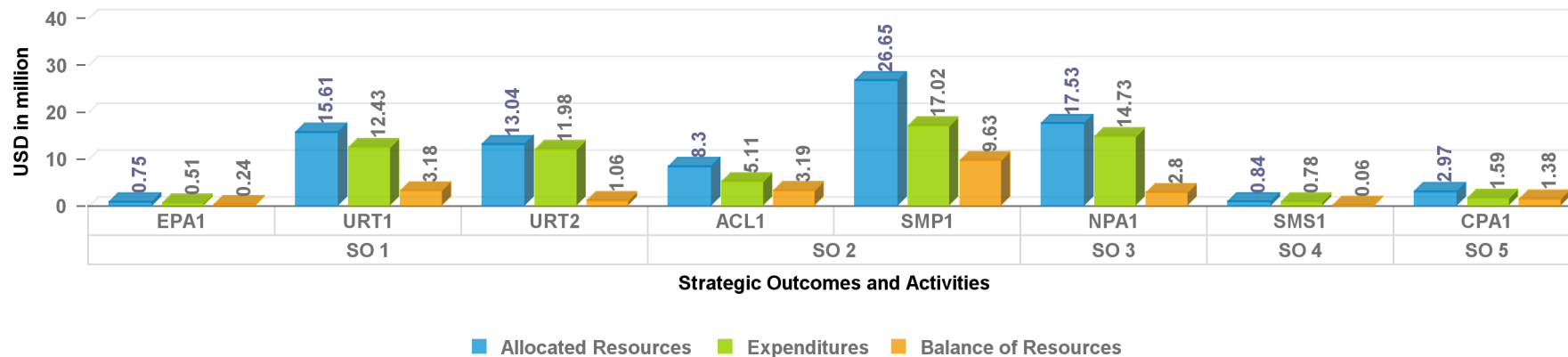
Monetary value of goods and services received and recorded within the reporting year

# Annual Country Report

## Burundi Country Portfolio Budget 2019 (2018-2020)

### Cumulative Financial Overview as at 31 December 2019 (Amount in USD)

#### Cumulative CPB Overview



Code	Strategic Outcome
SO 1	Crisis affected populations including refugees in camps, internally displaced people (IDPs) and returnees in targeted areas are able to meet their basic food needs all year round
SO 2	Food insecure households in targeted areas have safe access to adequate and nutritious food all year round
SO 3	Children 6-59 months, adolescent girls, and pregnant and lactating women and girls (PLW/G) in the targeted provinces and communes have improved nutritional status throughout the year.
SO 4	Food-insecure smallholders and communities in targeted areas have enhanced livelihoods to better support food security and nutrition needs by 2020
SO 5	Government , humanitarian and development partners have access to effective supply chain management and logistic all year round
Code	Country Activity - Long Description
ACL1	Provide conditional food and/or cash based assistance to food insecure households through productive assets creation, livelihood diversification and nutrition counselling
CPA1	Provide external services to Government, humanitarian and development partners
EPA1	Provide capacity strengthening to Government and humanitarian partners on early warning systems, emergency food security assessments and analysis, and food security and market monitoring
NPA1	Provide specialized nutritious foods in combination with SBCC activities to children, adolescent girls and PLW/G, and support the implementation of a national food fortification policy and strategy
SMP1	Provide home grown school meals to school-aged children and support national institutions to formulate a national home grown school meals policy and social protection programmes
SMS1	Provide technical support on post-harvest solutions, equipment and capacity building to smallholder farmers and farmers' organizations/cooperatives, including SBCC, in order to improve post-harvest management and enhance food diversification
URT1	Provide unconditional food and or cash-based assistance to refugees in camps
URT2	Provide unconditional and/or conditional food and/or cash-based assistance to severely food insecure households among local populations, IDPs and returnees

# Annual Country Report

## Burundi Country Portfolio Budget 2019 (2018-2020)

### Cumulative Financial Overview as at 31 December 2019 (Amount in USD)

Strategic Result	Strategic Outcome	Activity	Needs Based Plan	Allocated Contributions	Advance and Allocation	Allocated Resources	Expenditures	Balance of Resources
1	Crisis affected populations including refugees in camps, internally displaced people (IDPs) and returnees in targeted areas are able to meet their basic food needs all year round	Provide capacity strengthening to Government and humanitarian partners on early warning systems, emergency food security assessments and analysis, and food security and market monitoring	1,183,778	751,396	0	751,396	514,614	236,782
		Provide unconditional food and or cash-based assistance to refugees in camps	15,139,161	15,606,464	0	15,606,464	12,427,243	3,179,221
		Provide unconditional and/or conditional food and/or cash-based assistance to severely food insecure households among local populations, IDPs and returnees	13,488,055	13,040,654	0	13,040,654	11,976,969	1,063,685
	Food insecure households in targeted areas have safe access to adequate and nutritious food all year round	Provide conditional food and/or cash based assistance to food insecure households through productive assets creation, livelihood diversification and nutrition counselling	7,999,890	8,299,518	0	8,299,518	5,109,887	3,189,631

This computer generated report is certified by the Chief of Contribution Accounting and Donor Financial Reporting Branch (RMFC)

01/02/2020 14:14:13

# Annual Country Report

## Burundi Country Portfolio Budget 2019 (2018-2020)

### Cumulative Financial Overview as at 31 December 2019 (Amount in USD)

Strategic Result	Strategic Outcome	Activity	Needs Based Plan	Allocated Contributions	Advance and Allocation	Allocated Resources	Expenditures	Balance of Resources
1	Food insecure households in targeted areas have safe access to adequate and nutritious food all year round	Provide home grown school meals to school-aged children and support national institutions to formulate a national home grown school meals policy and social protection programmes	34,375,976	26,647,890	0	26,647,890	17,017,362	9,630,528
<b>Subtotal Strategic Result 1. Everyone has access to food (SDG Target 2.1)</b>			<b>72,186,860</b>	<b>64,345,921</b>	<b>0</b>	<b>64,345,921</b>	<b>47,046,074</b>	<b>17,299,847</b>
2	Children 6-59 months, adolescent girls, and pregnant and lactating women and girls (PLW/G) in the targeted provinces and communes have improved nutritional status throughout the year.	Provide specialized nutritious foods in combination with SBCC activities to children, adolescent girls and PLW/G, and support the implementation of a national food fortification policy and strategy	17,917,302	17,530,887	0	17,530,887	14,731,473	2,799,413
		Non Activity Specific	0	1,623	0	1,623	0	1,623
<b>Subtotal Strategic Result 2. No one suffers from malnutrition (SDG Target 2.2)</b>			<b>17,917,302</b>	<b>17,532,509</b>	<b>0</b>	<b>17,532,509</b>	<b>14,731,473</b>	<b>2,801,036</b>



# Annual Country Report

## Burundi Country Portfolio Budget 2019 (2018-2020)

### Cumulative Financial Overview as at 31 December 2019 (Amount in USD)

Strategic Result	Strategic Outcome	Activity	Needs Based Plan	Allocated Contributions	Advance and Allocation	Allocated Resources	Expenditures	Balance of Resources
3	Food-insecure smallholders and communities in targeted areas have enhanced livelihoods to better support food security and nutrition needs by 2020	Provide technical support on post-harvest solutions, equipment and capacity building to smallholder farmers and farmers' organizations/cooperatives, including SBCC, in order to improve post-harvest management and enhance food diversification	1,998,568	838,580	0	838,580	775,448	63,132
<b>Subtotal Strategic Result 3. Smallholders have improved food security and nutrition (SDG Target 2.3)</b>			<b>1,998,568</b>	<b>838,580</b>	<b>0</b>	<b>838,580</b>	<b>775,448</b>	<b>63,132</b>
8	Government , humanitarian and development partners have access to effective supply chain management and logistic all year round	Provide external services to Government, humanitarian and development partners	3,793,526	2,970,483	0	2,970,483	1,587,269	1,383,214
<b>Subtotal Strategic Result 8. Sharing of knowledge, expertise and technology strengthen global partnership support to country efforts to achieve the SDGs (SDG Target 17.16)</b>			<b>3,793,526</b>	<b>2,970,483</b>	<b>0</b>	<b>2,970,483</b>	<b>1,587,269</b>	<b>1,383,214</b>
		Non Activity Specific	0	1,686,553	0	1,686,553	0	1,686,553
<b>Subtotal Strategic Result</b>			<b>0</b>	<b>1,686,553</b>	<b>0</b>	<b>1,686,553</b>	<b>0</b>	<b>1,686,553</b>
<b>Total Direct Operational Cost</b>			<b>95,896,255</b>	<b>87,374,047</b>	<b>0</b>	<b>87,374,047</b>	<b>64,140,265</b>	<b>23,233,782</b>
<b>Direct Support Cost (DSC)</b>			<b>7,742,418</b>	<b>9,138,254</b>	<b>0</b>	<b>9,138,254</b>	<b>6,409,232</b>	<b>2,729,022</b>
<b>Total Direct Costs</b>			<b>103,638,673</b>	<b>96,512,301</b>	<b>0</b>	<b>96,512,301</b>	<b>70,549,497</b>	<b>25,962,804</b>
<b>Indirect Support Cost (ISC)</b>			<b>6,736,514</b>	<b>5,354,785</b>		<b>5,354,785</b>	<b>5,354,785</b>	<b>0</b>

This computer generated report is certified by the Chief of Contribution Accounting and Donor Financial Reporting Branch (RMFC)

01/02/2020 14:14:13

# Annual Country Report

## Burundi Country Portfolio Budget 2019 (2018-2020)

### Cumulative Financial Overview as at 31 December 2019 (Amount in USD)

Strategic Result	Strategic Outcome	Activity	Needs Based Plan	Allocated Contributions	Advance and Allocation	Allocated Resources	Expenditures	Balance of Resources
<b>Grand Total</b>			110,375,187	101,867,086	0	101,867,086	75,904,282	25,962,804

This donor financial report is interim



Brian Ah Poe  
Chief

Contribution Accounting and Donor Financial Reporting Branch

01/02/2020 14:14:13

## Columns Definition

---

### Needs Based Plan

Latest approved version of operational needs. WFP's needs-based plans constitute an appeal for resources to implement operations which are designed based on needs assessments undertaken in collaboration with government counterparts and partners

### Allocated Contributions

Allocated contributions include confirmed contributions with exchange rate variations, multilateral contributions, miscellaneous income, resource transferred, cost recovery and other financial adjustments (e.g. refinancing). It excludes internal advance and allocation and contributions that are stipulated by donor for use in future years.

### Advance and allocation

Internal advanced/allocated resources but not repaid. This includes different types of internal advance (Internal Project Lending or Macro-advance Financing) and allocation (Immediate Response Account)

### Allocated Resources

Sum of Allocated Contributions, Advance and Allocation

### Expenditures

Cumulative monetary value of goods and services received and recorded within the reporting period

### Balance of Resources

Allocated Resources minus Expenditures