

SAVING
LIVES

CHANGING
LIVES



Panama Annual Country Report 2019

Country Strategic Plan
2019 - 2020



World Food
Programme

Table of contents

Summary	3
Context and Operations	5
CSP financial overview	6
Programme Performance	7
Strategic outcome 01	7
Strategic outcome 02	7
Cross-cutting Results	9
Progress towards gender equality	9
Data Notes	9
Figures and Indicators	11
Beneficiaries by Age Group	11
Beneficiaries by Residence Status	11
Annual Food Transfer	11
Annual Cash Based Transfer and Commodity Voucher	12
Strategic Outcome and Output Results	12

Summary

The humanitarian situation in Venezuela progressively deteriorated during 2019, having spill over effects in neighbouring countries which have received millions of migrants and refugees. The population has limited access to essential food and basic services. Given the gravity of the circumstances, in 2019 WFP launched preparedness actions in case the organization's assistance were to be requested in Venezuela or any other non-presence country affected by the situation.

At the beginning of the year, WFP deployed emergency staff from its headquarters and country offices to its Regional Bureau for Latin America and the Caribbean to accelerate planning for a potential response in Venezuela, covering from programmatic options and budgets to possible support services for the wider humanitarian community. From May to August, WFP prepositioned basic food items in Cartagena, Colombia. The total stocks were intended to serve 950,000 people for one month with a basic food basket (75 percent of the energy requirements). Vehicles, office equipment, security and IT equipment were also prepositioned either in Cartagena or the United Nations Humanitarian Response Depot (UNHRD) in Panama.

With the objective of understanding at first hand the humanitarian situation in Venezuela and upon invitation from the Government, WFP deployed a team from May to September 2019 to conduct a food security assessment countrywide. Data on vulnerabilities and overall food needs were collected in all 23 states and the Capital District. At the time of writing of this annual report, the results of the assessment are being analysed, and preliminary findings have been shared with the Government. The results of the food security assessment can help WFP in refining programmatic options which WFP has been assessing throughout the year, which can now be based on primary data collected using WFP's internationally recognized methodology. This assessment is the only UN data collection exercise of this scale conducted in recent years in Venezuela; it could potentially serve to update key documents such as the Humanitarian Needs Overview (HNO) and the Humanitarian Response Plan (HRP).

To ensure an adequate rotation of the food stocks in Cartagena, a strategy was developed in collaboration with donors, particularly USAID, to utilize part of the food items in other WFP operations. Additionally, engagement with suppliers successfully resulted in a virtual stock which WFP can use when it deems appropriate. WFP continues its preparedness actions to be able to operate in Venezuela if WFP's assistance is requested.

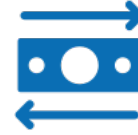
During the last quarter of 2019, WFP has also contributed to the development of the Regional Refugee and Migrant Response Plan (RMRP) that covers Venezuelan migrant populations outside Venezuela. As part of the IOM-UNHCR led coordination platform (R4V), WFP has been designated as co-leader in the areas of food security and multi-purpose cash-based interventions; coordination and information management activities in these two areas will start in 2020.

Total Food and CBT



0 mt


total actual food transferred in 2019
of 34,398 mt total planned



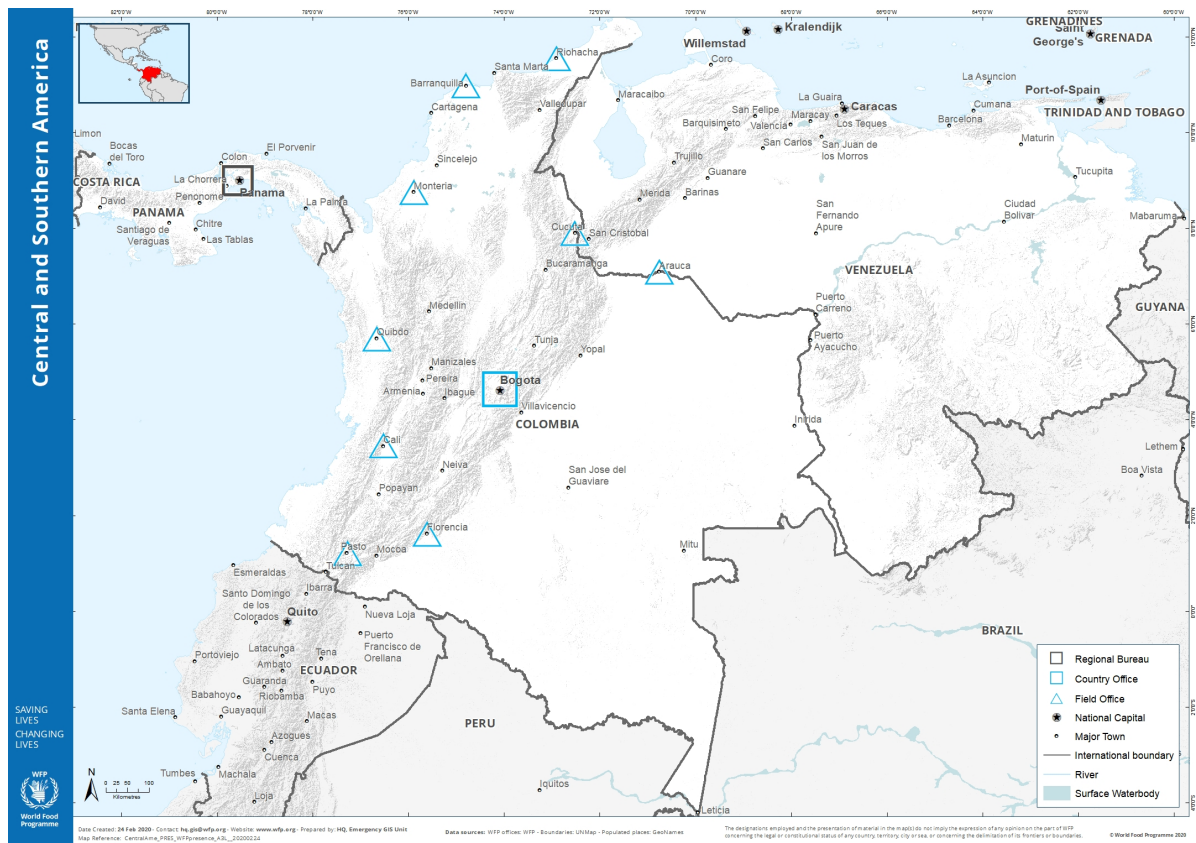
US\$ 0

total actual cash transferred in 2019
of \$US 997,460 total planned

Annual Cash Based Transfer and Commodity Voucher



Context and Operations



Venezuela continues to face a troubled political and socio-economic situation, leading to hyperinflation, scarcity of food, medicine and other basic goods, as well as a rise in poverty and malnutrition indices. In contrast to reports of previous years, in 2019, economic access to food rather than its availability at the markets was the major concern related to food security. Despite three increases applied by the Government to the monthly minimum salary during 2019, the exponential rise in prices of food and other basic goods leaves many Venezuelan families unable to cover these needs. At certain times during the year, it would only take 14 days for prices to double in Venezuela.

At the end of 2019, the R4V coordination platform estimated that at least 4.7 million Venezuelans have left the country since 2015. Latin America is currently hosting over 80 percent of those displaced, with Colombia, Ecuador and Peru presenting the highest numbers of migrants and refugees. The primary drivers for migration reported are the loss of livelihoods, the lack of access to food, medicine and functioning health services.

In 2019, WFP created a Multi-Country Limited Emergency Operation (M-LEO) to be prepared to respond to the situation in Venezuela and other affected countries in Latin America if WFP assistance was requested. The focus of Strategic Outcome 1 is on meeting the basic food and nutrition requirements of affected populations through unconditional food **assistance**. Strategic Outcome 2 focuses on building the capacity of the humanitarian community to ensure an effective response through the delivery of common services.

Although WFP has not yet established a permanent presence in Venezuela, several preparedness measures have been undertaken over the last year, including food and equipment prepositioning and a countrywide food security assessment.

The M-LEO duration was first extended from 31 August to 31 December; a second extension was done at the end of the year until 29 February 2020.

CSP financial overview

Due to the urgency of the situation, WFP used its internal financing mechanisms to launch preparedness measures for a possible operation in Venezuela. The needs-based plan considered a budget of USD 49 million for this operation. Over USD 20 million were received from Internal Project Loan (IPL) to fund food and equipment repositioning, the conduction of the food security assessment, as well as the costs of the staff that has been involved in the planning for a possible operation in Venezuela. The U.S. Agency for International Development (USAID) Office of Food for Peace (FFP) contributed USD 15 million to the Multi-Country Limited Emergency Operation (M-LEO). Contributions from ECHO and Germany have also supported this operation. These contributions have made possible the continuity of essential preparedness activities, as well as the partial repayment of the internal loan, making these resources available for other operations with needs.

Programme Performance

Strategic outcome 01

AFFECTED POPULATIONS IN LATIN AMERICA ARE ABLE TO MEET THEIR BASIC FOOD AND NUTRITION NEEDS IN TIMES OF CRISIS

Needs-based plan	Implementation plan	Available resources	Expenditures
\$40,714,213	\$24,461,145	\$16,842,180	\$13,257,974

In February 2019, WFP deployed on a no-regrets basis an advance team composed of staff from headquarters and country offices to its Regional Bureau in Panama. The team worked on operational preparedness, in case WFP were requested to operate in Venezuela or any other non-presence country affected by the situation. The multidisciplinary team focused on the analysis of available secondary data to build potential programmatic options for an operation in Venezuela. A Concept of Operations (ConOps) with suggested programmatic, procurement and logistics options was developed. In May, as part of the strategy, WFP started the prepositioning of over 11,000 metric tonnes of food items (rice, lentils, beans, vegetable oil) in a contracted warehouse in Cartagena, Colombia. This stock had the objective of covering 75 percent of the energy requirements of 950,000 people for one month. In addition to food items, office supplies, security equipment and IT equipment were also prepositioned in Cartagena and UNHRD Panama, both being strategic locations for onward transport to Venezuela or other countries in the region. Additionally, paper vouchers to assist one million people were purchased and prepositioned in Panama for a possible cash-based operation in the region. All these measures were taken on the basis of an entrance to operate in a non-presence country with short anticipation.

In May, WFP was invited by the Government of Venezuela to conduct a Food Security Assessment (FSA) to estimate the needs and vulnerabilities of Venezuelan households. WFP had full independence to design and implement the assessment, and had access countrywide allowing the collection of household-level data without impediment. The Venezuela FSA followed the standard WFP Emergency Food Security Assessment (EFSA) methodology and the Consolidated Approach to Reporting Indicators of Food Security (CARI). The assessment was based on the analysis of primary data collected at household and community level in all 23 states and the Capital District. At the end of the assessment, 8,375 valid questionnaires were collected, ensuring statistical representativity at state level. Two companies and one NGO were contracted for data collection, working under WFP supervision. The Universidad Central de Venezuela provided technical support, mainly ensuring the survey was adapted to the local context.

The design and the data collection took place from June to September, during which WFP had deployed staff from country offices in the region, the Regional Bureau in Panama and HQ to supervise and guide the activity. In October, preliminary results were presented to the Government of Venezuela. The results determined who are the food insecure people, how many they are and where they are located. The assessment provides the basis for the analysis to make well-informed decisions on the most appropriate type and scale of a possible humanitarian operation in Venezuela.

Having not been requested to intervene in Venezuela, WFP worked to ensure an adequate rotation of the food stocks in Cartagena. In this sense, part of the commodities funded by the United States Agency for International Development, Office for Food Peace were directed to operations in WFP Haiti and Colombia and part of the commodities purchased with IPL funds were transferred to Zimbabwe. Following discussions with donors and suppliers, a stock (both physical and virtual) of 5,200 mt was kept in preparation for a future response.

Strategic outcome 02

OPERATING PARTNERS HAVE ACCESS TO COMMON SERVICES TO ENSURE AN EFFECTIVE RESPONSE TO AFFECTED POPULATIONS

Needs-based plan	Implementation plan	Available resources	Expenditures
\$1,798,019	\$1,385,397	\$311,323	\$237,039

In March 2019, nationwide electrical blackouts severely affected practically every state in Venezuela. From 7 to 14 March, the longest electrical blackout in the country's history caused disruptions in water services, hospitals, transport and other basic services. During March, two subsequent nationwide blackouts occurred. Since then, several states of Venezuela have intermittent electrical services. [1]

Despite not having a presence in Venezuela, on 12 March WFP airlifted ten electrical generators from UNHRD Panama and sent them to UNICEF Venezuela. Seven generators were sent to be used in hospitals; UNICEF used the criteria of the Ministry of Health to prioritize their use. One generator was sent to the Office of the Resident Coordinator and

another one for UNICEF Caracas. The last generator is being stored in a UNICEF warehouse for WFP to use in case an office is established in Venezuela. WFP utilized funds under Strategic Outcome 2 to pay for the ten generators and the transport costs to Caracas.

The provision of common logistics, telecommunications and food security coordination services for partners was not undertaken due to the lack of WFP presence in-country.

Cross-cutting Results

Progress towards gender equality

Improved gender equality and women's empowerment among WFP-assisted population

The Food Security Assessment (FSA) was designed to collect data on aspects such as gender dynamics and to collect sex- and age disaggregated data to consider the needs of food-insecure women, men, girls and boys in the design of potential programmatic options for Venezuela.

Data notes

Strategic outcome 02

[1] Human Rights Watch “Venezuela’s Humanitarian Emergency” 04 April 2019

Figures and Indicators

Beneficiaries by Age Group

Beneficiary Category	Gender	Planned	Actual	% Actual vs. Planned
Total Beneficiaries	male	363,072	0	-
	female	350,228	0	-
	total	713,300	0	-
By Age Group				
0-23 months	male	17,832	0	-
	female	17,832	0	-
	total	35,664	0	-
24-59 months	male	33,525	0	-
	female	32,098	0	-
	total	65,623	0	-
5-11 years	male	33,525	0	-
	female	32,098	0	-
	total	65,623	0	-
12-17 years	male	32,098	0	-
	female	30,672	0	-
	total	62,770	0	-
18-59 years	male	228,260	0	-
	female	219,696	0	-
	total	447,956	0	-
60+ years	male	17,832	0	-
	female	17,832	0	-
	total	35,664	0	-

Beneficiaries by Residence Status

Residence Status	Planned	Actual	% Actual vs. Planned
Resident	713,300	0	0%

Annual Food Transfer

Commodities	Planned Distribution (mt)	Actual Distribution (mt)	% Actual vs. Planned
Everyone has access to food			
Strategic Outcome: Strategic Outcome 01			
Maize Meal	12,600	0	0%
Rice	12,600	0	0%
Corn Soya Blend	315	0	0%
Ready To Use Supplementary Food	63	0	0%
Iodised Salt	315	0	0%

Commodities	Planned Distribution (mt)	Actual Distribution (mt)	% Actual vs. Planned
Vegetable Oil	2,205	0	0%
Beans	6,300	0	0%

Annual Cash Based Transfer and Commodity Voucher

Modality	Planned Distribution (CBT)	Actual Distribution (CBT)	% Actual vs. Planned
Everyone has access to food			
Cash	997,460	0	0%

Strategic Outcome and Output Results

Strategic Outcome 01	AFFECTED POPULATIONS IN LATIN AMERICA ARE ABLE TO MEET THEIR BASIC FOOD AND NUTRITION NEEDS IN TIMES OF CRISIS	- Crisis Response						
		Beneficiary Group	Activity Tag		Planned	Actual		
Activity 01	Provide emergency food assistance to affected populations	Beneficiary Group	Activity Tag		Planned	Actual		
Output A	Affected populations receive unconditional food assistance to ensure their food security and nutrition and to support their recovery							
A.1	Beneficiaries receiving food transfers	All	General Distribution	Female Male Total	343,700 356,300 700,000			
A.1	Beneficiaries receiving cash-based transfers	All	General Distribution	Female Male Total	6,532 6,768 13,300			
A.2	Food transfers			MT	34,020	0		
A.3	Cash-based transfers			US\$	997,460			
Activity 02	Support vulnerable groups with malnutrition prevention activities	Beneficiary Group	Activity Tag		Planned	Actual		
Output A	Affected vulnerable groups receive nutritional support in order to prevent malnutrition							
A.1	Beneficiaries receiving food transfers	Children	Prevention of acute malnutrition	Female Male Total	17,500 17,500 35,000			
A.2	Food transfers			MT	315	0		
Activity 03	Provide treatment to malnourished children under 5	Beneficiary Group	Activity Tag		Planned	Actual		
Output A	Affected vulnerable groups receive nutritional support in order to treat malnutrition							
A.1	Beneficiaries receiving food transfers	Children	Treatment of moderate acute malnutrition	Female Male Total	3,500 3,500 7,000			
A.2	Food transfers			MT	63	0		

World Food Programme

Contact info

Marco Selva

marco.selva@wfp.org

Cover page photo © Cover photo © WFP/Marco Selva

WFP data collection in Vargas, Venezuela

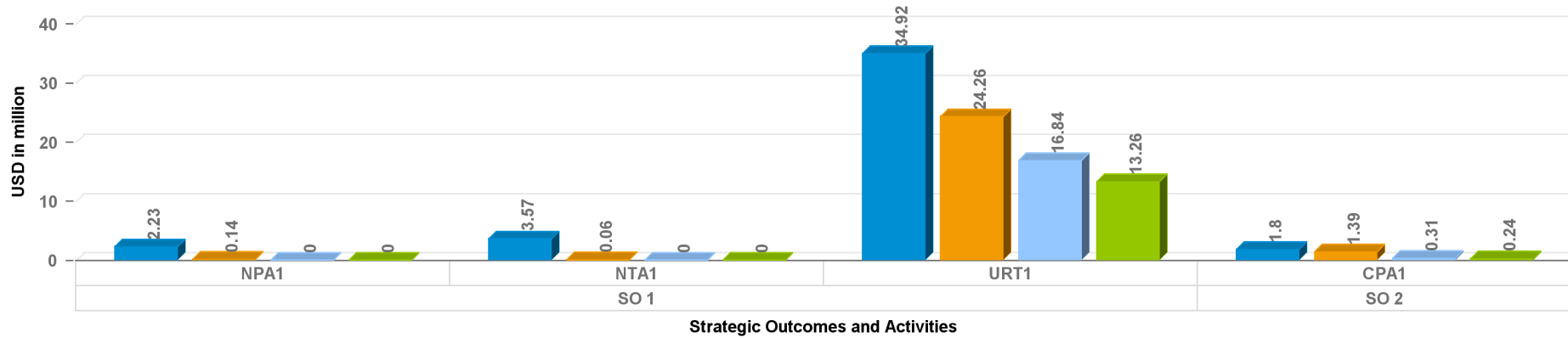
<https://www.wfp.org/countries/caribbean>

Annual Country Report

Latin America Country Portfolio Budget 2019 (2019-2020)

Annual Financial Overview for the period 1 January to 31 December 2019 (Amount in USD)

Annual CPB Overview



■ Needs Based Plan ■ Implementation Plan ■ Available Resources ■ Expenditures

Code	Strategic Outcome
SO 1	AFFECTED POPULATIONS IN LATIN AMERICA ARE ABLE TO MEET THEIR BASIC FOOD AND NUTRITION NEEDS IN TIMES OF CRISIS
SO 2	OPERATING PARTNERS HAVE ACCESS TO COMMON SERVICES TO ENSURE AN EFFECTIVE RESPONSE TO AFFECTED POPULATIONS
Code	Country Activity Long Description
CPA1	Provide common logistics, emergency telecommunications and food security coordination services and platforms to operating partners
NPA1	Support vulnerable groups with malnutrition prevention activities
NTA1	Provide treatment to malnourished children under 5
URT1	Provide emergency food assistance to affected populations

Annual Country Report

Latin America Country Portfolio Budget 2019 (2019-2020)

Annual Financial Overview for the period 1 January to 31 December 2019 (Amount in USD)

Strategic Result	Strategic Outcome	Activity	Needs Based Plan	Implementation Plan	Available Resources	Expenditures
1	AFFECTED POPULATIONS IN LATIN AMERICA ARE ABLE TO MEET THEIR BASIC FOOD AND NUTRITION NEEDS IN TIMES OF CRISIS	Support vulnerable groups with malnutrition prevention activities	2,232,728	140,595	0	0
		Provide treatment to malnourished children under 5	3,565,953	58,167	0	0
		Provide emergency food assistance to affected populations	34,915,532	24,262,383	16,842,180	13,257,974
Subtotal Strategic Result 1. Everyone has access to food (SDG Target 2.1)			40,714,213	24,461,144	16,842,180	13,257,974
8	OPERATING PARTNERS HAVE ACCESS TO COMMON SERVICES TO ENSURE AN EFFECTIVE RESPONSE TO AFFECTED POPULATIONS	Provide common logistics, emergency telecommunications and food security coordination services and platforms to operating partners	1,798,019	1,385,397	311,323	237,039
Subtotal Strategic Result 8. Sharing of knowledge, expertise and technology strengthen global partnership support to country efforts to achieve the SDGs (SDG Target 17.16)			1,798,019	1,385,397	311,323	237,039
	Non SO Specific	Non Activity Specific	0	0	60,641	0
Subtotal Strategic Result			0	0	60,641	0
Total Direct Operational Cost			42,512,232	25,846,541	17,214,145	13,495,013
Direct Support Cost (DSC)			3,499,651	2,210,000	3,072,658	2,416,269
Total Direct Costs			46,011,883	28,056,541	20,286,803	15,911,281

This computer generated report is certified by the Chief of Contribution Accounting and Donor Financial Reporting Branch (RMFC)

Annual Country Report

Latin America Country Portfolio Budget 2019 (2019-2020)

Annual Financial Overview for the period 1 January to 31 December 2019 (Amount in USD)

Strategic Result	Strategic Outcome	Activity	Needs Based Plan	Implementation Plan	Available Resources	Expenditures
			2,990,772	1,823,675	989,918	989,918
			49,002,655	29,880,216	21,276,721	16,901,200



Brian Ah Poe
Chief

Contribution Accounting and Donor Financial Reporting Branch

Columns Definition

Needs Based Plan

Latest annual approved version of operational needs as of December of the reporting year. WFP's needs-based plans constitute an appeal for resources to implement operations which are designed based on needs assessments undertaken in collaboration with government counterparts and partners

Implementation Plan

Implementation Plan as of January of the reporting period which represents original operational prioritized needs taking into account funding forecasts of available resources and operational challenges

Available Resources

Unspent Balance of Resources carried forward, Allocated contribution in the current year, Advances and Other resources in the current year. It excludes contributions that are stipulated by donor for use in future years

Expenditures

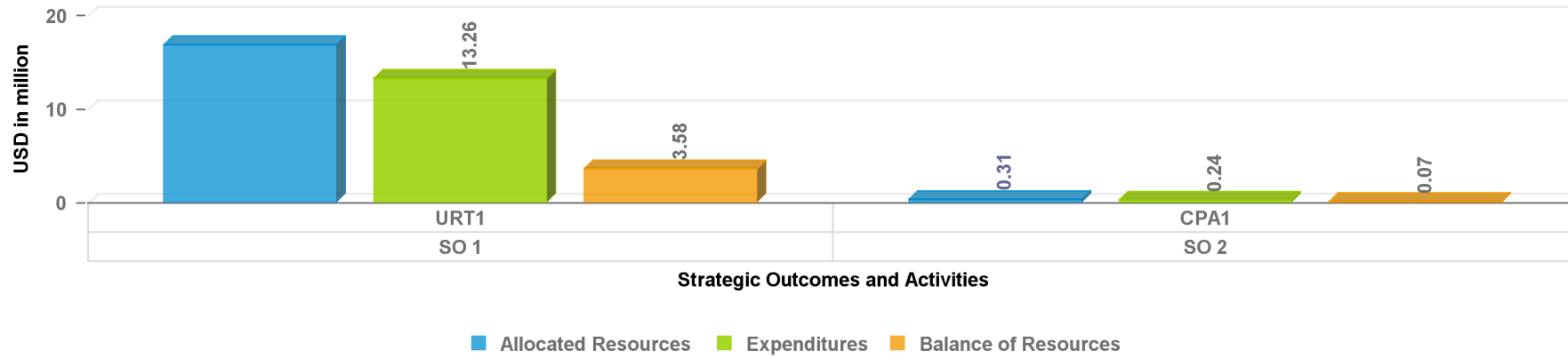
Monetary value of goods and services received and recorded within the reporting year

Annual Country Report

Latin America Country Portfolio Budget 2019 (2019-2020)

Cumulative Financial Overview as at 31 December 2019 (Amount in USD)

Cumulative CPB Overview



Code	Strategic Outcome
SO 1	AFFECTED POPULATIONS IN LATIN AMERICA ARE ABLE TO MEET THEIR BASIC FOOD AND NUTRITION NEEDS IN TIMES OF CRISIS
SO 2	OPERATING PARTNERS HAVE ACCESS TO COMMON SERVICES TO ENSURE AN EFFECTIVE RESPONSE TO AFFECTED POPULATIONS

Code	Country Activity - Long Description
CPA1	Provide common logistics, emergency telecommunications and food security coordination services and platforms to operating partners
URT1	Provide emergency food assistance to affected populations

Annual Country Report

Latin America Country Portfolio Budget 2019 (2019-2020)

Cumulative Financial Overview as at 31 December 2019 (Amount in USD)

Strategic Result	Strategic Outcome	Activity	Needs Based Plan	Allocated Contributions	Advance and Allocation	Allocated Resources	Expenditures	Balance of Resources
1	AFFECTED POPULATIONS IN LATIN AMERICA ARE ABLE TO MEET THEIR BASIC FOOD AND NUTRITION NEEDS IN TIMES OF CRISIS	Support vulnerable groups with malnutrition prevention activities	2,232,728	0	0	0	0	0
		Provide treatment to malnourished children under 5	3,565,953	0	0	0	0	0
		Provide emergency food assistance to affected populations	34,915,532	14,240,974	2,601,206	16,842,180	13,257,974	3,584,206
Subtotal Strategic Result 1. Everyone has access to food (SDG Target 2.1)			40,714,213	14,240,974	2,601,206	16,842,180	13,257,974	3,584,206
8	OPERATING PARTNERS HAVE ACCESS TO COMMON SERVICES TO ENSURE AN EFFECTIVE RESPONSE TO AFFECTED POPULATIONS	Provide common logistics, emergency telecommunications and food security coordination services and platforms to operating partners	1,798,019	0	311,323	311,323	237,039	74,285
Subtotal Strategic Result 8. Sharing of knowledge, expertise and technology strengthen global partnership support to country efforts to achieve the SDGs (SDG Target 17.16)			1,798,019	0	311,323	311,323	237,039	74,285

Annual Country Report

Latin America Country Portfolio Budget 2019 (2019-2020)

Cumulative Financial Overview as at 31 December 2019 (Amount in USD)

Strategic Result	Strategic Outcome	Activity	Needs Based Plan	Allocated Contributions	Advance and Allocation	Allocated Resources	Expenditures	Balance of Resources
	Non SO Specific	Non Activity Specific	0	1,191	59,450	60,641	0	60,641
Subtotal Strategic Result			0	1,191	59,450	60,641	0	60,641
Total Direct Operational Cost			42,512,232	14,242,165	2,971,980	17,214,145	13,495,013	3,719,132
Direct Support Cost (DSC)			3,499,651	1,288,390	1,784,269	3,072,658	2,416,269	656,390
Total Direct Costs			46,011,883	15,530,554	4,756,248	20,286,803	15,911,281	4,375,522
Indirect Support Cost (ISC)			2,990,772	989,918		989,918	989,918	0
Grand Total			49,002,655	16,520,473	4,756,248	21,276,721	16,901,200	4,375,522

This donor financial report is interim



Brian Ah Poe
Chief

Contribution Accounting and Donor Financial Reporting Branch

21/02/2020 12:29:36

Columns Definition

Needs Based Plan

Latest approved version of operational needs. WFP's needs-based plans constitute an appeal for resources to implement operations which are designed based on needs assessments undertaken in collaboration with government counterparts and partners

Allocated Contributions

Allocated contributions include confirmed contributions with exchange rate variations, multilateral contributions, miscellaneous income, resource transferred, cost recovery and other financial adjustments (e.g. refinancing). It excludes internal advance and allocation and contributions that are stipulated by donor for use in future years.

Advance and allocation

Internal advanced/allocated resources but not repaid. This includes different types of internal advance (Internal Project Lending or Macro-advance Financing) and allocation (Immediate Response Account)

Allocated Resources

Sum of Allocated Contributions, Advance and Allocation

Expenditures

Cumulative monetary value of goods and services received and recorded within the reporting period

Balance of Resources

Allocated Resources minus Expenditures