

SAVING
LIVES

CHANGING
LIVES



Angola Annual Country Report 2019

Country Strategic Plan
2018 - 2019



World Food
Programme

Table of contents

Summary	3
Context and Operations	6
CSP financial overview	8
Programme Performance	9
Strategic outcome 01	9
Cross-cutting Results	10
Progress towards gender equality	10
Protection	10
Accountability to affected populations	10
Environment	11
Data Notes	11
Figures and Indicators	13
Beneficiaries by Age Group	14
Beneficiaries by Residence Status	14
Annual Food Transfer	14
Annual Cash Based Transfer and Commodity Voucher	15
Strategic Outcome and Output Results	15
Cross-cutting Indicators	17

Summary

In response to the continuing needs of refugees from the Democratic Republic of Congo in Angola's Lunda Norte province, WFP elaborated a Transitional Interim Country Strategic Plan (T-ICSP) for the period August 2018 to December 2019. This was designed to meet the basic food security and nutrition needs of the refugees and convey nutrition-sensitive messaging to promote diverse diets and healthier cooking practices.

WFP assistance to refugees at the Lóvuá settlement site was made possible by the generous support of donors such as USAID Food For Peace, the UN Central Emergency Response Fund (CERF) and the governments of Japan and France. The food assistance consisted of a daily ration of 450 grams of maize meal, 60 grams of pulses, 25 ml of vegetable oil and 5 grams of salt. While WFP had also planned to provide Super Cereal, a fortified blended food used to treat and prevent malnutrition, it was unavailable for purchase on the regional market due to quality-related issues. As a result, WFP revised its operation to provide cash-based transfers instead. However, the requisite funding for that did not materialise.

In May 2019, a "repatriation intention" survey of refugees, conducted by UNHCR with support from humanitarian partners, showed that 85 percent of respondents expressed a willingness to return home. Some began returning on foot to DRC in August, not least because of the delayed response to refugee petitions to be repatriated on a voluntary basis.

Following the reduction in the number of refugees in Lóvuá due to the spontaneous, voluntary repatriation of over 15,500 of them, in 2019 WFP assisted around 20,000 people, 51 percent of them female, with 3,404 metric tons of commodities.

WFP's Angola office developed an Interim Country Strategic Plan (I-CSP) for the period 2020-2022. Through a Memorandum of Understanding signed in May by WFP and the Government, the I-CSP is designed to support an Angola Inter-Agency Refugee Response Plan and a nationally-owned Zero Hunger Strategic Review. It provides for technical support to the Government in the areas of school feeding, nutrition, and vulnerability assessment and mapping. WFP operational activities under the T-ICSP are to be limited to the refugee response in Lunda Norte.

With some refugees continuing to show interest in returning to DRC, protection concerns were given particular attention by humanitarian agencies. WFP, UNHCR and others stepped up efforts to raise awareness of Prevention of Sexual Exploitation and Abuse (PSEA) regimes and guidance among staff and refugees.

Thanks to the participation of refugees in the complaint and feedback mechanisms established by WFP at food distribution points, improvements were made to the general food distribution process. These included starting distributions earlier in the day and establishing priority lanes for those with special needs.

20,117

Total Beneficiaries in 2019

of which 74 is the estimated number of people with disabilities (31 Female, 43 Male)

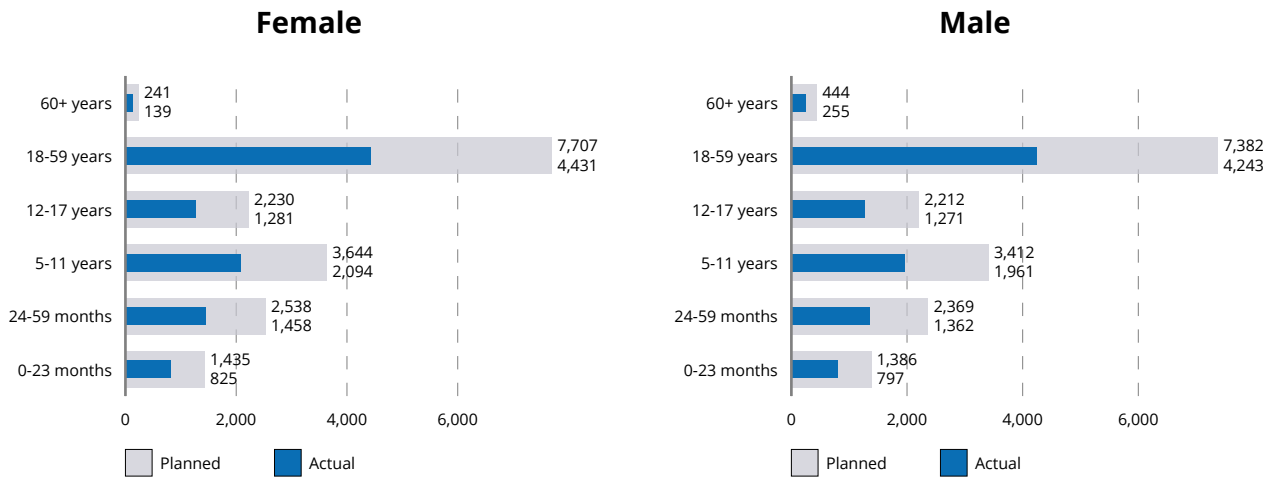


51% female

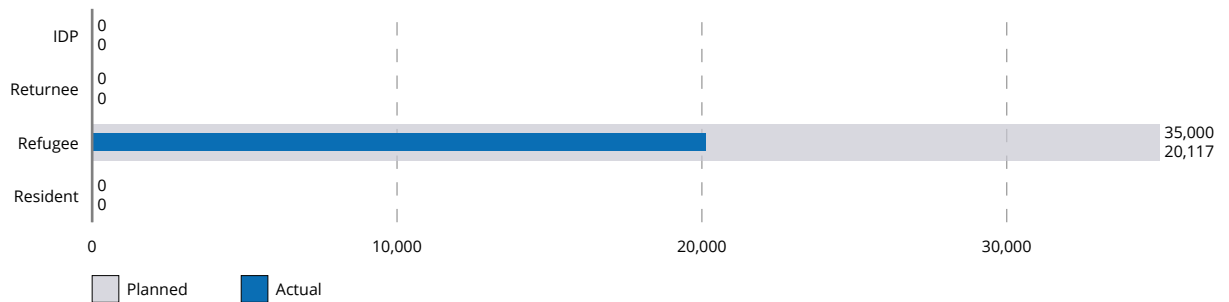


49% male

Beneficiaries by Sex and Age Group



Beneficiaries by Residence Status

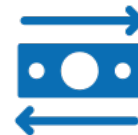


Total Food and CBT



3,404 mt

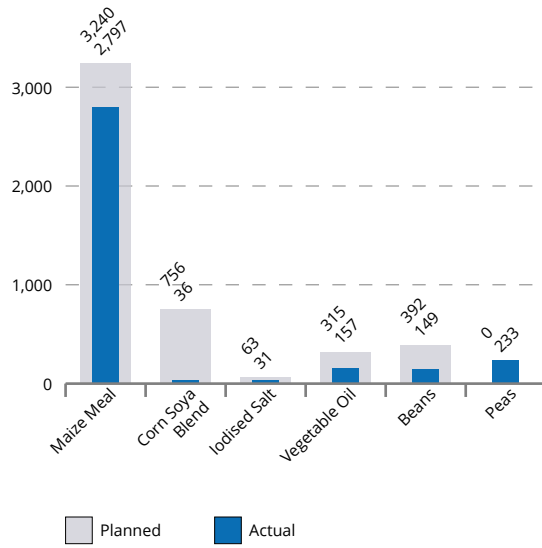
total actual food transferred in 2019
of 4,766 mt total planned



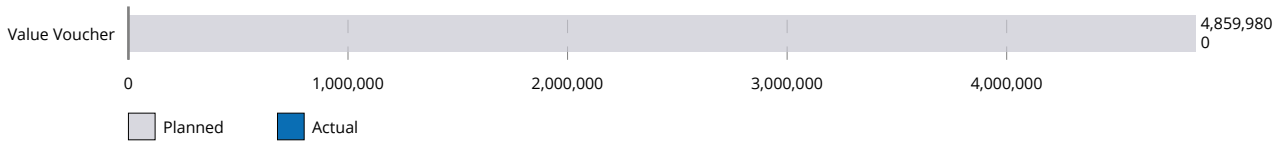
US\$ 0

total actual cash transferred in 2019
of \$US 4,859,980 total planned

Annual Food Transfer



Annual Cash Based Transfer and Commodity Voucher



Context and Operations



The Angolan economy has grown considerably over the last decade, following a 27-year civil war that devastated the country's social fabric and stalled economic development. The country continues to face significant development challenges and a large proportion of the population remain in poverty, without access to basic services.

More than half of Angola's poor live in rural areas and depend almost exclusively on agriculture. Women are responsible for 70 percent of traditional subsistence farming and 24 percent of commercial agriculture. Under-nutrition remains a serious public health problem. Data from a 2015-2016 Multiple Indicator Cluster Survey (MICS) put child stunting at 38 percent, and acute malnutrition among under-fives at five percent. Micro-nutrient deficiencies contribute to high child mortality rates and impede productive growth.



Due to violent conflict in the greater Kasai region of the Democratic Republic of Congo (DRC), more than 35,000 people fled across the border into Angola's Lunda Norte province in 2017. Following an official request for support from the Government in May of that year, WFP began providing food assistance to refugees in coordination with the humanitarian partners.

WFP's operation under the Transitional Interim Country Strategic Plan (T-ICSP) supports the achievement of the Angola Inter-Agency Refugee Response Plan and Sustainable Development Goal 2.

Within the T-ICSP, Strategic Outcome 1 aims to ensure that refugees and other crisis-affected populations are able to meet their basic food and nutrition requirements during times of crisis. This includes providing a general food basket and nutrition messaging to registered refugees in Lóvua, as well as to urban refugees living in and around the town of Dundo. The general food basket consists of fortified maize meal, pulses, vegetable oil and salt, provided on a monthly basis.

From January 2019, some 20,000 refugees were reached on a monthly basis, half of them female. Subsequently, there was a gradual decrease in the number receiving WFP food. The decline was due to some opting to return home under their own steam, and others repatriating with the help of the United Nations High Commissioner for Refugees (UNHCR).

In May, with the support of humanitarian partners, UNHCR conducted a "repatriation intention" survey in Lóvua. Almost 89 percent of the 9,800 registered adult refugees participated, with 85 percent expressing a willingness to go back home.

Restrictions on the movement of refugees in Lunda Norte made life difficult for them. Some 22 percent of those surveyed felt the security situation in DRC had improved, thereby encouraging repatriation, while 18 percent wanted to return home for reasons of education. On 17 August, having failed to secure support for voluntary repatriation, some began to leave the settlement, returning on foot to DRC of their own accord.

On August 23, UNHCR and representatives of the governments of DRC and Angola agreed to facilitate voluntary repatriation. At the request of the DRC government, the start of implementation was postponed to 8 October.

By the first week of September, nearly 15,000 people – immigrants as well as refugees – had crossed the border. The Angolan government provided transportation from Lóvua to three border towns: Tchicolondo, Nachiri and Tchissanda. Humanitarian agencies gave medical, WASH and protection support. Given the lower number of refugees in Lunda Norte, in August WFP assisted some 18,000 people through general food distributions.

By December 2019, some 2,600 refugees had been repatriated with UNHCR's assistance. WFP provided a two-month return-home ration. Those who opted to remain in Angola were expected to continue relying heavily on humanitarian assistance.

CSP financial overview

The Angola T-ICSP's needs-based plan for 2019 was 33 percent funded. Priority was given to the procurement of life-saving food commodities for refugees in Lunda Norte. The funding was provided by USAID's Food For Peace and the governments of France and Japan. For availability and quality reasons, SuperCereal, which was to have been part of the food basket, could not be included.

Limited funding also precluded a planned switch from unconditional resource transfers to cash, which aimed to empower refugees and facilitate co-existence – and commerce – with local communities. That in turn had been designed to facilitate access to a wider range of foods and reduce the risk of negative coping mechanisms, including the sale of WFP in-kind food assistance.

Given the limited funding, there was more focus on supporting farming, such as by advocating for the provision of agricultural inputs like tools and seeds. WFP worked with UNHCR, World Vision International and other partners, within the framework of the Food Security and Livelihood Working Group, to encourage refugees to engage in agriculture, involving the local Institute for Development and Agronomy (IDA). This outreach yielded donations of maize and bean seeds, and of cassava stems.

WFP assisted UNHCR, the lead partner in the implementation of livelihood activities in Lóvua, in successfully advocating for increased access to farmland – for some. Others were encouraged to engage in gardening, using the tools and seeds distributed, thereby supplementing the food assistance they received.

Programme Performance

Strategic outcome 01

Refugees are able to meet their basic food and nutrition requirements in times of crisis and shocks

Needs-based plan	Implementation plan	Available resources	Expenditures
\$11,557,531	\$6,127,677	\$3,849,445	\$3,237,218

Through Strategic Outcome 1, WFP helped refugees to meet their basic food and nutrition needs in Lóvua and Dundo, working with UNHCR, other humanitarian partners and government entities, thereby enhancing the well-being of refugee households.

WFP activities contributing to this strategic outcome included the provision of monthly food rations, and advice and guidance on better nutrition.

With funding at just 33 percent of the assessed need, WFP prioritized the procurement of food commodities: maize meal, pulses, vegetable oil and salt. The original plan was to provide both unconditional food and cash-based transfers, with the programme to evolve into an exclusively cash-based one. But due to the limited resources, the cash-based component could not be implemented, and refugees only received food. WFP reached 20,117 refugees (10,049 women and girls, and 10,068 boys and men) during the reporting period.

WFP also worked to involve refugees in resilience-building activities. Together with UNHCR, it elaborated a joint livelihood strategy to promote self-reliance and reduce dependence on food assistance. WFP also worked with UNHCR, World Vision International and others, through the Food Security and Livelihood Working Group, to encourage refugees to engage in agriculture, and, to that end, facilitated collaboration with the local Institute for Development and Agronomy (IDA).

While working with UNHCR and others to identify and capitalise on livelihood opportunities, WFP sought to ensure that food assistance was provided consistently. The success of that effort was reflected in a 14.4 percent increase, compared to 2018, in the overall acceptable food consumption score (FCS) of refugees. FCS is a measure of a household's access to food and of dietary quality, and therefore a proxy for household food security.

Although the proportion of households with acceptable food consumption scores increased, there was also an increase in the proportion with poor scores. That was partly attributable to high food inflation and a tendency on the part of refugees planning to return to DRC to save rather than spend ahead of the journey. While the percentage of female-headed households with poor food consumption decreased year-on-year, data showed that only 12 percent of them resorted to negative coping mechanisms (e.g. reducing the number and size of meals, selling food assistance, or borrowing food).

Data collected by implementing partners Medicos del Mundo (Mdm) and World Vision International (WVI) showed that Global Acute Malnutrition (GAM) among refugees has remained below three per cent since October 2017. Continued sensitization in the area of nutrition included awareness-raising sessions at waiting areas prior to food distributions. Refugees were also encouraged to use local foods to complement the WFP basket. The screening of children for malnutrition, using the mid-upper arm circumference measurement, was a fixture at distribution points. Children found to be acutely malnourished were referred for treatment to Mdm.

A Food Management Committee set up by WFP and cooperating partners sought to raise awareness among recipients about all aspects of the assistance programme, and invited feedback. There were also sensitisation sessions on sexual and gender-based violence, and other protection issues. At distributions, WFP shared messaging on the benefits of a nutritious diet.

Outcome indicator data showed that although recipients felt more food secure, livelihood activities needed to be better promoted and embraced for more refugees to reach acceptable food consumption levels. Nonetheless, the increased availability at the settlement of home-grown fresh foods like tomatoes, cassava, pumpkin and maize had a positive impact. More refugees set up stalls on their plots or in settlement markets to sell goods, and other small businesses – restaurants, hair salons, tailors and a range of repair shops – sprang up.

The increased availability and consumption of a wider range of foods eased reliance on WFP assistance. With more refugees involved in farming and trading at the settlement, they ate better and were therefore better nourished.

Cross-cutting Results

Progress towards gender equality

Improved gender equality and women's empowerment among WFP-assisted population

In line with WFP's Gender Policy and a Regional Gender Implementation Strategy, gender equality is a T-ICSP priority. Data collected during monthly process monitoring and quarterly post distribution monitoring was used to apply age and gender perspectives to programming.

To better identify and design mechanisms to address protection challenges and specific needs of different age and gender groups, early in the year UNHCR and partners conducted an Age, Gender and Diversity Mainstream (AGDM) exercise in Lóvua. WFP's contribution was to lead a focus group discussion among girls aged 12-17, who were asked to choose two topics that mattered to them most. Their choices were the limited range of the food assistance basket and the desirability of WFP providing cash as well as food. With only primary school available in the settlement, they expressed a desire to return to DRC to continue their education. Refugees said they appreciated being asked to contribute to decision-making affecting their lives.

Interviews conducted with assistance recipients as part of process monitoring in the first quarter of the year showed there was concern that pregnant women, women with children and the elderly were not being given priority treatment at distribution sites, and that waiting times were too long. That prompted the setting up by WFP and WVI of a Food Management Committee, consisting of equal numbers of refugee men and women, which recommended that women collect assistance and that people with special needs – including those pregnant and lactating, and the elderly – be given priority. Subsequently, there was a significant increase in the number of people with special needs collecting food, not least because UNHCR provided them with dedicated transportation to and from distribution points.

Data collected as part of year-end post-distribution monitoring showed a 1.9 percent increase in households where decisions on the use of food were made by both men and women.

Protection

Affected populations are able to benefit from WFP programmes in a manner that ensures and promotes their safety, dignity and integrity

WFP, UNHCR and other partners continued working to ensure the safety and dignity of refugees before, during and after distributions. A survey conducted in November showed that 59 percent of assistance recipients reported that they did not experience protection challenges. However, the number of people who did report experiencing them was up 7 percent on 2018, in part because of refugee discontent over delays in organized repatriation.

Because of the reduction in the number of refugees during the year, for safety and ease-of-access purposes WFP and its partners worked to relocate those in relatively isolated places to more populated ones. As a result, the number of distribution points in Lóvua was reduced from three to one, and the number of distribution days from seven to two.

End-year monitoring showed refugees felt that settlement distribution points were too far away, with most also saying they were unable to afford the motorcycle taxis that could take them. Concerns were also expressed about the lack of organised transport and the length of waiting times.

As a result, WFP started distributions earlier in the day and arranged more police patrols. No significant security issues were reported by assistance recipients during the year. Help desks were also installed at distribution points, and refugees encouraged to use them.

WFP, UNHCR and others continued working to raise awareness of the importance of the prevention of sexual exploitation and abuse (PSEA) among their own staff and the refugee population.

Accountability to affected populations

Affected populations are able to hold WFP and partners accountable for meeting their hunger needs in a manner that reflects their views and preferences

While WFP, UNHCR and others sought to ensure that refugees were able to hold them accountable for appropriately meeting assistance needs, data showed that only 62 percent of those supported felt fully informed about the nature of the programme. The UN agencies and their implementing partners continued to emphasize the importance of addressing the concerns of female refugees expressed at regularly scheduled meetings and through established feedback mechanisms.

Prior to each food distribution, information sessions were conducted for recipients to again explain targeting criteria, entitlement amounts and how to provide feedback. Community radio and posters were also used to convey such information, suggestion boxes provided, and help desks set up to offer confidential counselling and, if necessary, referral.

WFP and other members of the Protection Working Group designed a more robust and effective complaints and feedback regime that is expected to be rolled out in 2020.

The refugee Food Management Committee set up in late 2018 and composed of seven women and seven men and given training in conflict resolution, the importance of confidentiality and other protection matters, continued to operate. Benefits included more decision-making by women and greater attention to the needs of women, children and people with special needs.

Environment

Targeted communities benefit from WFP programmes in a manner that does not harm the environment

The production and sale of charcoal as a cooking fuel declined in Lóvua thanks in large measure to stricter enforcement by the Angolan authorities of laws to prevent deforestation and pollution.

Nonetheless, the continued felling of trees for the purpose, including beyond the settlement itself, was a source of tension with host communities, not least owing to concerns about the destruction of the forest habitat of caterpillars that are an expensive local delicacy.

Still, with WFP and its partners continuing to seek sustainable livelihood opportunities for the refugees, progress was made on environmental conservation. Lóvua residents were, for example, encouraged to plant trees so as to help regenerate the natural forest.

Data notes

Summary

The source of the data for the number of people with disability is the UNHCR Biometric Registration Database. At registration, UNHCR records the additional vulnerabilities observed by each refugee under their individual profiles. All refugees with additional vulnerabilities, such as a disability, are then grouped into a category classified as People with Specific Needs. For the reporting period, 74 people was the adjusted total of people with disability which is 0.37 percent of the adjusted total refugee population.

Strategic outcome 01

Follow-up values for the Food Consumption Score – Nutrition was not reported under the T-ICSP because no nutrition treatment and prevention programme was implemented during the reporting period.

In 2020, WFP will work with the cooperating partner to ensure that adequate SBCC data is collected.

Progress towards gender equality

In 2018 WFP was unable to facilitate the creation of a food assistance decision-making entity, because the majority of the refugees still lived scattered within the urban areas, and relocation to Lovua Settlement was finalized in January 2019.

Figures and Indicators



Beneficiaries by Age Group

Beneficiary Category	Gender	Planned	Actual	% Actual vs. Planned
Total Beneficiaries	male	17,205	9,889	57%
	female	17,795	10,228	57%
	total	35,000	20,117	57%
By Age Group				
0-23 months	male	1,386	797	58%
	female	1,435	825	57%
	total	2,821	1,622	57%
24-59 months	male	2,369	1,362	57%
	female	2,538	1,458	57%
	total	4,907	2,820	57%
5-11 years	male	3,412	1,961	57%
	female	3,644	2,094	57%
	total	7,056	4,055	57%
12-17 years	male	2,212	1,271	57%
	female	2,230	1,281	57%
	total	4,442	2,552	57%
18-59 years	male	7,382	4,243	57%
	female	7,707	4,431	57%
	total	15,089	8,674	57%
60+ years	male	444	255	57%
	female	241	139	58%
	total	685	394	58%

Beneficiaries by Residence Status

Residence Status	Planned	Actual	% Actual vs. Planned
Resident	0	0	-
Refugee	35,000	20,117	57%
Returnee	0	0	-
IDP	0	0	-

Annual Food Transfer

Commodities	Planned Distribution (mt)	Actual Distribution (mt)	% Actual vs. Planned
Everyone has access to food			
Strategic Outcome: Strategic Outcome 01			
Maize Meal	3,240	2,797	86%
Corn Soya Blend	756	36	5%

Commodities	Planned Distribution (mt)	Actual Distribution (mt)	% Actual vs. Planned
Iodised Salt	63	31	50%
Vegetable Oil	315	157	50%
Beans	392	149	38%
Peas	0	233	-

Annual Cash Based Transfer and Commodity Voucher

Modality	Planned Distribution (CBT)	Actual Distribution (CBT)	% Actual vs. Planned
Everyone has access to food			
Value Voucher	4,859,980	0	0%

Strategic Outcome and Output Results

Strategic Outcome 01	Refugees are able to meet their basic food and nutrition requirements in times of crisis and shocks	- Crisis Response - Emergency Response - Nutrition Sensitive						
		Beneficiary Group	Activity Tag		Planned	Actual		
Activity 01	Provide Voucher and/or food based transfers to refugees							
Output A, E*	Refugees receive unconditional vouchers and/or food transfers with nutrition messaging to meet their basic food and nutrition requirements							
A.1	Beneficiaries receiving food transfers	All	General Distribution	Female Male Total	5,084 4,916 10,000	10,228 9,889 20,117		
A.1	Beneficiaries receiving cash-based transfers	All	General Distribution	Female Male Total	17,792 17,208 35,000			
A.2	Food transfers			MT	4,766	3,403		
A.3	Cash-based transfers			US\$	4,859,980			
E*.4	Number of people reached through interpersonal SBCC approaches							
	Number of people reached through interpersonal SBCC approaches (female)		General Distribution	Number	5,000			
	Number of people reached through interpersonal SBCC approaches (male)		General Distribution	Number	5,000			
Outcome results				Baseline	End-CSP Target	2019 Target	2019 Follow-up value	2018 Follow-up value
Refugees; Lovua; Food								
Food Consumption Score								
Percentage of households with Acceptable Food Consumption Score	Act 01: Provide Voucher and/or food based transfers to refugees	General Distribution	Female Male Overall	39.30 37.90 38.20	>39.30 >37.90 >38.20	>39.30 >37.90 >38.20	56.14 73.14 68	57.50 52.60 54.80

Percentage of households with Borderline Food Consumption Score	Act 01: Provide Voucher and/or food based transfers to refugees	General Distribution	Female	32.90	<32.90	<32.90	8.33	23.80
			Male	33.20	<33.70	<33.70	5.37	28.30
			Overall	33.10	<33.10	<33.10	6.29	26.40
Percentage of households with Poor Food Consumption Score	Act 01: Provide Voucher and/or food based transfers to refugees	General Distribution	Female	27.80	<27.80	<27.80	35.19	18.70
			Male	28.90	<28.90	<28.90	21.49	19
			Overall	28.70	<28.70	<28.70	25.71	18.90
Consumption-based Coping Strategy Index (Average)								
	Act 01: Provide Voucher and/or food based transfers to refugees	General Distribution	Female	22.34	≤22.34	≤22.34	12.06	14.13
			Male	22.55	≤22.55	≤22.55	11.32	11.91
			Overall	22.51	≤22.51	≤22.51	11.55	12.89
Food Consumption Score - Nutrition								
Percentage of households that never consumed Hem Iron rich food (in the last 7 days)	Act 01: Provide Voucher and/or food based transfers to refugees	General Distribution	Female	55.30	<55.30	<55.30		
			Male	61.20	<61.20	<61.20		
			Overall	60	<60	<60		
Percentage of households that never consumed Protein rich food (in the last 7 days)	Act 01: Provide Voucher and/or food based transfers to refugees	General Distribution	Female	9.40	<9.40	<9.40		
			Male	3.90	<3.90	<3.90		
			Overall	5	<5	<5		
Percentage of households that never consumed Vit A rich food (in the last 7 days)	Act 01: Provide Voucher and/or food based transfers to refugees	General Distribution	Female	35.20	<35.20	<35.20		
			Male	41.20	<41.20	<41.20		
			Overall	40	<40	<40		

Cross-cutting Indicators

Affected populations are able to benefit from WFP programmes in a manner that ensures and promotes their safety, dignity and integrity									
Proportion of targeted people accessing assistance without protection challenges									
Target group, Location, Modalities	Activity Number	Activity Tag	Female/Male/ Overall	Baseline	End-CSP Target	2019 Target	2019 Follow-up value	2018 Follow-up value	
Refugees; Lovua; Food	Act 01: Provide Voucher and/or food based transfers to refugees	General Distribution	Female	93.80	≥90	≥90	53	62.70	
			Male	96.60	≥90	≥90	62	69.20	
			Overall	96	≥90	≥90	59	66.40	

Improved gender equality and women's empowerment among WFP-assisted population									
Proportion of food assistance decision-making entity – committees, boards, teams, etc. – members who are women									
Target group, Location, Modalities	Activity Number	Activity Tag	Category	Female/Male/ Overall	Baseline	End-CSP Target	2019 Target	2019 Follow-up value	2018 Follow-up value
Refugees; Angola; Food	Act 01: Provide Voucher and/or food based transfers to refugees	General Distribution		Overall	0	≥1	≥1	1	

Proportion of households where women, men, or both women and men make decisions on the use of food/cash/vouchers, disaggregated by transfer modality									
Target group, Location, Modalities	Activity Number	Activity Tag	Category	Female/Male/ Overall	Baseline	End-CSP Target	2019 Target	2019 Follow-up value	2018 Follow-up value
Refugees; Lovua; Food	Act 01: Provide Voucher and/or food based transfers to refugees	General Distribution	Decisions made by women	Overall	29.50	≥29.50	≥29.50	26	
			Decisions made by men	Overall	13.10	≥13.10	≥13.10	28.29	
			Decisions jointly made by women and men	Overall	57.40	≥57.40	≥57.40	45.71	

Affected populations are able to hold WFP and partners accountable for meeting their hunger needs in a manner that reflects their views and preferences									
Proportion of assisted people informed about the programme (who is included, what people will receive, length of assistance)									
Target group, Location, Modalities	Activity Number	Activity Tag	Female/Male/ Overall	Baseline	End-CSP Target	2019 Target	2019 Follow-up value	2018 Follow-up value	
Refugees; Lovua; Food	Act 01: Provide Voucher and/or food based transfers to refugees	General Distribution	Female	9.20	≥80	≥80	58	3	
			Male	4.20	≥80	≥80	63	5.40	
			Overall	5.20	≥80	≥80	62	8.40	

Proportion of project activities for which beneficiary feedback is documented, analysed and integrated into programme improvements

Target group, Location, Modalities	Activity Number	Activity Tag	Female/Male/ Overall	Baseline	End-CSP Target	2019 Target	2019 Follow-up value	2018 Follow-up value
Refugees; Lovua; Food			Overall	0	=3	=3	3	

World Food Programme

Contact info

Michele Mussoni

michele.mussoni@wfp.org

Cover page photo © Cover photo © WFP/Bernardo Florindo

General Food Distribution in Lovua.

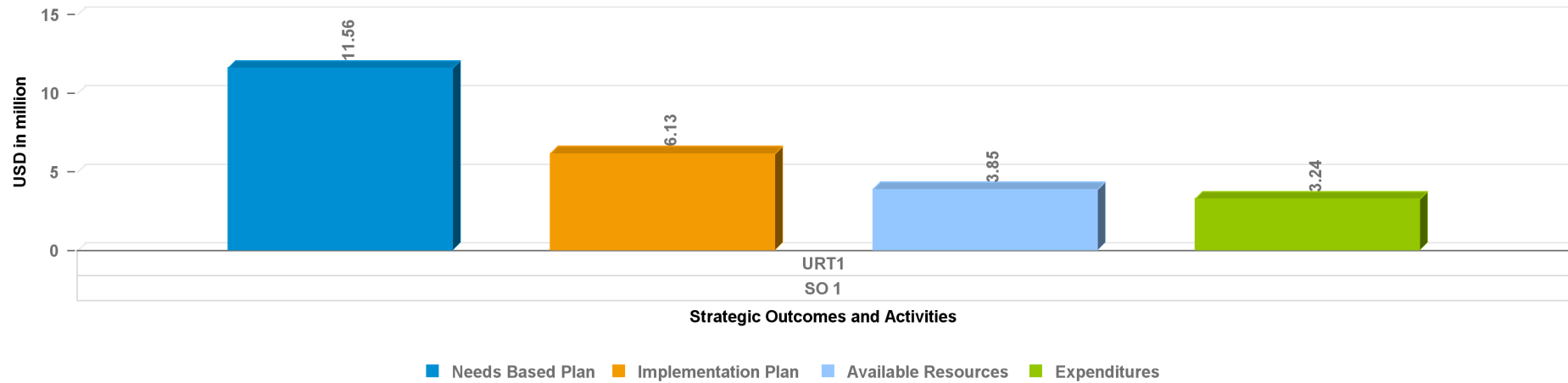
<https://www.wfp.org/countries/angola>

Annual Country Report

Angola Country Portfolio Budget 2019 (2018-2019)

Annual Financial Overview for the period 1 January to 31 December 2019 (Amount in USD)

Annual CPB Overview



Code	Strategic Outcome
SO 1	Refugees are able to meet their basic food and nutrition requirements in times of crisis and shocks
Code	Country Activity Long Description
URT1	Provide Voucher and/or food based transfers to refugees

Annual Country Report

Angola Country Portfolio Budget 2019 (2018-2019)

Annual Financial Overview for the period 1 January to 31 December 2019 (Amount in USD)

Strategic Result	Strategic Outcome	Activity	Needs Based Plan	Implementation Plan	Available Resources	Expenditures
1	Refugees are able to meet their basic food and nutrition requirements in times of crisis and shocks	Non Activity Specific	0	0	47	0
		Provide Voucher and/or food based transfers to refugees	11,557,531	6,127,677	3,849,445	3,237,218
Subtotal Strategic Result 1. Everyone has access to food (SDG Target 2.1)			11,557,531	6,127,677	3,849,492	3,237,218
		Non Activity Specific	0	0	567,379	0
Subtotal Strategic Result			0	0	567,379	0
Total Direct Operational Cost			11,557,531	6,127,677	4,416,871	3,237,218
Direct Support Cost (DSC)			785,582	785,582	497,031	402,240
Total Direct Costs			12,343,113	6,913,259	4,913,902	3,639,458
Indirect Support Cost (ISC)			802,302	449,362	28,126	28,126
Grand Total			13,145,416	7,362,621	4,942,028	3,667,584



Brian Ah Poe
Chief

Contribution Accounting and Donor Financial Reporting Branch

Columns Definition

Needs Based Plan

Latest annual approved version of operational needs as of December of the reporting year. WFP's needs-based plans constitute an appeal for resources to implement operations which are designed based on needs assessments undertaken in collaboration with government counterparts and partners

Implementation Plan

Implementation Plan as of January of the reporting period which represents original operational prioritized needs taking into account funding forecasts of available resources and operational challenges

Available Resources

Unspent Balance of Resources carried forward, Allocated contribution in the current year, Advances and Other resources in the current year. It excludes contributions that are stipulated by donor for use in future years

Expenditures

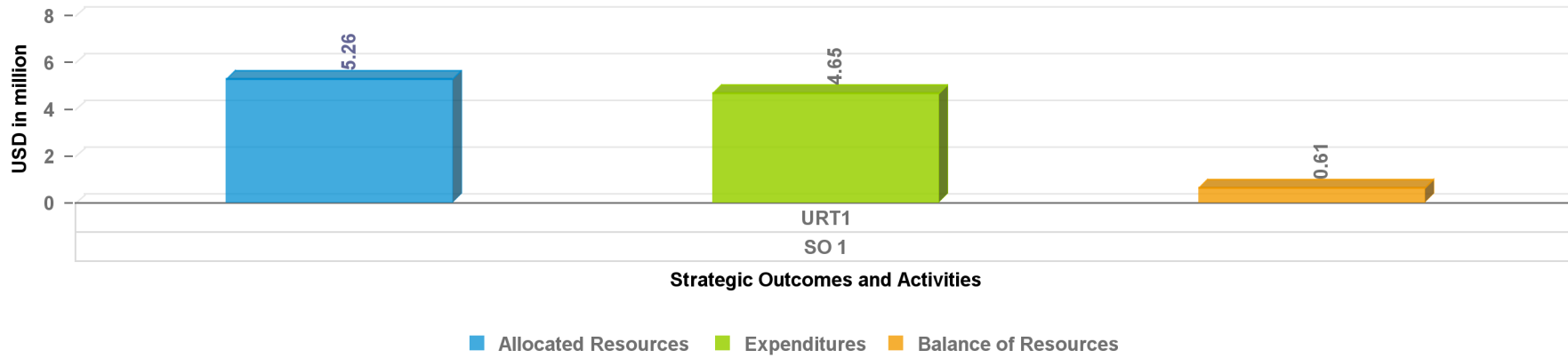
Monetary value of goods and services received and recorded within the reporting year

Annual Country Report

Angola Country Portfolio Budget 2019 (2018-2019)

Cumulative Financial Overview as at 31 December 2019 (Amount in USD)

Cumulative CPB Overview



Code	Strategic Outcome
SO 1	Refugees are able to meet their basic food and nutrition requirements in times of crisis and shocks
Code	Country Activity - Long Description
URT1	Provide Voucher and/or food based transfers to refugees

Annual Country Report

Angola Country Portfolio Budget 2019 (2018-2019)

Cumulative Financial Overview as at 31 December 2019 (Amount in USD)

Strategic Result	Strategic Outcome	Activity	Needs Based Plan	Allocated Contributions	Advance and Allocation	Allocated Resources	Expenditures	Balance of Resources
1	Refugees are able to meet their basic food and nutrition requirements in times of crisis and shocks	Provide Voucher and/or food based transfers to refugees	15,717,876	5,261,374	0	5,261,374	4,649,147	612,227
		Non Activity Specific	0	47	0	47	0	47
Subtotal Strategic Result 1. Everyone has access to food (SDG Target 2.1)			15,717,876	5,261,421	0	5,261,421	4,649,147	612,274
		Non Activity Specific	0	567,379	0	567,379	0	567,379
Subtotal Strategic Result			0	567,379	0	567,379	0	567,379
Total Direct Operational Cost			15,717,876	5,828,800	0	5,828,800	4,649,147	1,179,653
Direct Support Cost (DSC)			1,078,786	561,985	0	561,985	467,194	94,791
Total Direct Costs			16,796,662	6,390,785	0	6,390,785	5,116,341	1,274,445
Indirect Support Cost (ISC)			1,091,783	448,263		448,263	448,263	0
Grand Total			17,888,445	6,839,048	0	6,839,048	5,564,604	1,274,445

This donor financial report is interim



Brian Ah Poe
Chief

Contribution Accounting and Donor Financial Reporting Branch

27/01/2020 15:22:19

Columns Definition

Needs Based Plan

Latest approved version of operational needs. WFP's needs-based plans constitute an appeal for resources to implement operations which are designed based on needs assessments undertaken in collaboration with government counterparts and partners

Allocated Contributions

Allocated contributions include confirmed contributions with exchange rate variations, multilateral contributions, miscellaneous income, resource transferred, cost recovery and other financial adjustments (e.g. refinancing). It excludes internal advance and allocation and contributions that are stipulated by donor for use in future years.

Advance and allocation

Internal advanced/allocated resources but not repaid. This includes different types of internal advance (Internal Project Lending or Macro-advance Financing) and allocation (Immediate Response Account)

Allocated Resources

Sum of Allocated Contributions, Advance and Allocation

Expenditures

Cumulative monetary value of goods and services received and recorded within the reporting period

Balance of Resources

Allocated Resources minus Expenditures