

SAVING  
LIVES

CHANGING  
LIVES



# Central African Republic Annual Country Report 2019

Country Strategic Plan  
2018 - 2020



World Food  
Programme

# Table of contents

<b>Summary</b>	<b>3</b>
<b>Context and Operations</b>	<b>6</b>
<b>CSP financial overview</b>	<b>8</b>
<b>Programme Performance</b>	<b>9</b>
Strategic outcome 01	9
Strategic outcome 02	10
Strategic outcome 03	12
Strategic outcome 04	13
Strategic outcome 05	15
<b>Cross-cutting Results</b>	<b>18</b>
Progress towards gender equality	18
Protection	18
Accountability to affected populations	19
Environment	19
<b>Emergency Response in Birao</b>	<b>21</b>
<b>Data Notes</b>	<b>21</b>
<b>Figures and Indicators</b>	<b>23</b>
WFP contribution to SDGs	23
Beneficiaries by Age Group	24
Beneficiaries by Residence Status	24
Annual Food Transfer	24
Annual Cash Based Transfer and Commodity Voucher	26
Strategic Outcome and Output Results	27
Cross-cutting Indicators	42

# Summary

In 2019, WFP continued providing an emergency humanitarian response in the Central African Republic (CAR) through food and nutrition assistance to the most vulnerable women, men, girls, and boys. Targeted populations included internally displaced persons (IDPs), refugees, returnees and host families experiencing high levels of food insecurity and increased humanitarian needs as a result of armed group violence. As crisis response, WFP provided general food distributions (GFD) in localities where insecurity prevailed, markets' functionality was disrupted, local food supply chains were weak, or where financial service providers were absent. WFP provided monthly food assistance through in-kind and cash-based transfers. Cash-based assistance was used in areas where conditions were favourable, markets were functioning, and the security situation allowed.

WFP operations were affected by series of challenges including funding deficits, insecurity, poor road infrastructure, limited availability of private transporters, heavy reliance on military escort, limitations with speedy availability and delivery of food commodities as well as bottlenecks in the Douala corridor from which 90 percent of WFP's food items were transported. Supply chain challenges and persisting insecurity significantly delayed the provision of emergency food and nutritional assistance, thus making the scale-up of the cash-based transfers (CBT) a crucial component of WFP's operation in CAR.

Nutrition activities were prioritized, responding to the chronic and acute malnutrition situation through nutrition-sensitive and nutrition-specific activities. Activities included the prevention of acute malnutrition among children aged 6-59 months living in conflict-affected areas; a comprehensive package for the prevention and treatment of malnutrition for children suffering from moderate acute malnutrition (MAM) aged 6-59 months, pregnant and lactating women and girls (PLW/G); nutrition support to malnourished HIV patients under antiretroviral therapy (ART); caregivers for hospitalized children suffering from severe acute malnutrition (SAM) as well as capacity strengthening to staff of health districts in programme design, implementation and monitoring of the Scaling Up Nutrition (SUN) initiative. WFP, in partnership with the International Rescue Committee (IRC), worked to enhance screening, monitoring, and assessment of the nutrition situation, strengthen the capacity of local healthcare workers, and carry out operational research on innovative ways of preventing and treating malnutrition. WFP recruited three professional nutritionists to ensure the follow-through of strategic coordination and implementation of nutrition-specific and nutrition-sensitive activities in CAR.

Although many parts of the country remained insecure, WFP implemented food assistance for assets (FFA) creation in areas of improved stability to help food-insecure communities shift away from GFD and achieve more sustainable food security. Resilience building and livelihood activities strengthened the capacities of affected local communities to recover from shocks. WFP provided assistance to 162,611 people through food and cash transfers, in exchange for their participation in community asset-building activities, such as the cultivation of 770 hectares of land for crop farming and the construction of 130 kilometres of farm-to-market feeder roads. In 2020, WFP aims to provide conditional transfers to 140,000 beneficiaries for the creation of productive assets, community and market infrastructure and environmental protection, as well as strengthening the capacities of subsistence smallholders in crop and animal production, climate adaptation, and post-harvest management in partnership with FAO. WFP also supported the different ministries in organizing skills upgrading workshops and co-led the Food Security Cluster with FAO.

WFP worked with national and international partners at all levels to implement its assistance programme and to provide technical support to the Ministries of Education, Health and Agriculture to carry out their respective activity plans and integrate WFP interventions. Through its participation in the Rapid Response Mechanism, WFP contributed to addressing critical gaps in humanitarian coverage.

To enhance the humanitarian community's capacity to access and provide lifesaving assistance in all crisis-affected areas, WFP provided common logistics, telecommunications, and humanitarian air services to the Government, United Nations agencies and non-governmental organizations (NGOs). WFP led the Logistics and Emergency Telecommunications Clusters managed the United Nations Humanitarian Air Service (UNHAS) and provided logistics services to the Global Fund's health programmes. WFP supported more than 170 organizations comprising NGOs, UN agencies, donors, diplomatic missions, and government bodies.

# 1,192,850



51% female

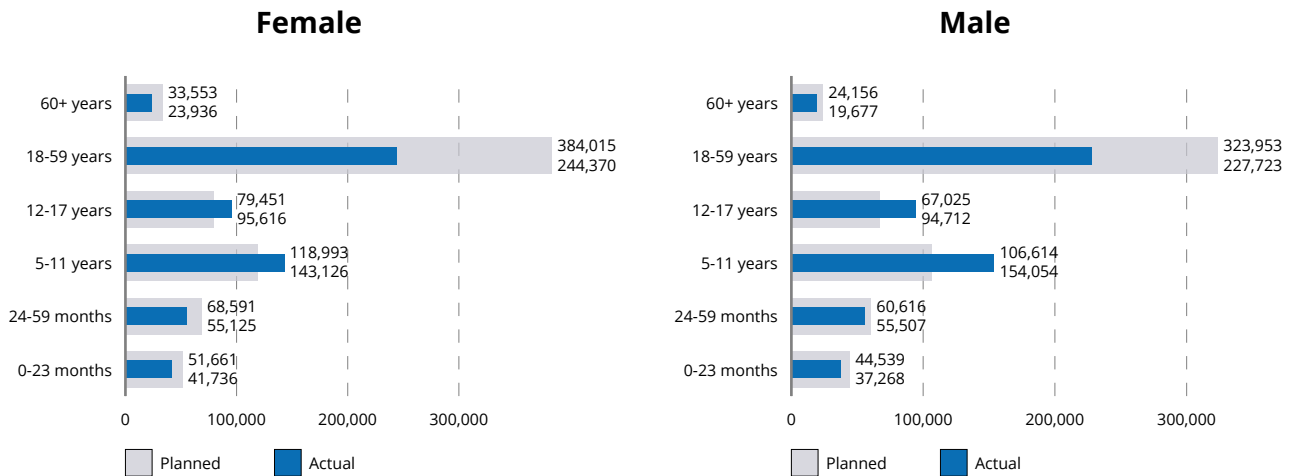


49% male

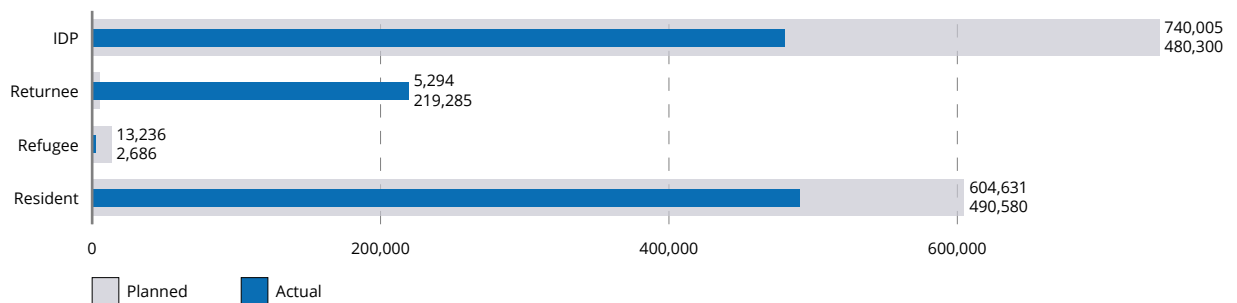
## Total Beneficiaries in 2019

of which 458,973 is the estimated number of people with disabilities (198,940 Female, 260,033 Male)

### Beneficiaries by Sex and Age Group



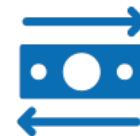
### Beneficiaries by Residence Status



### Total Food and CBT

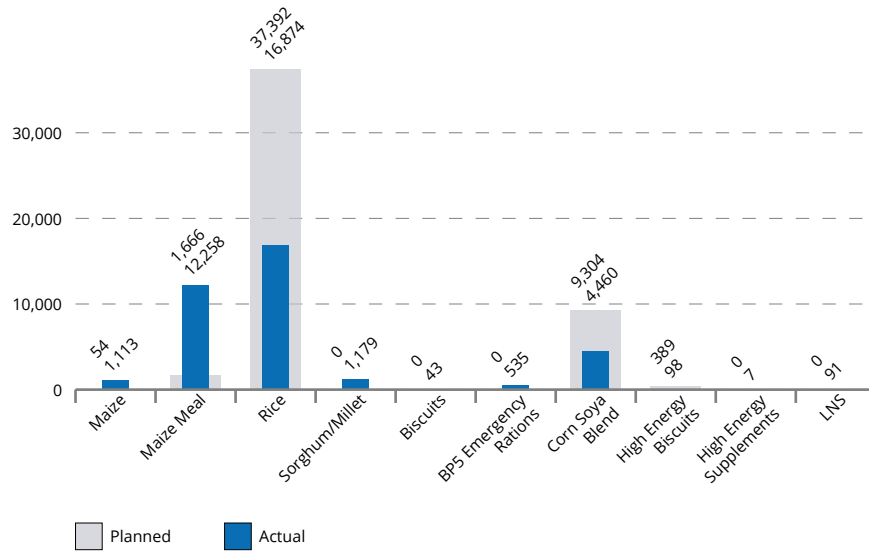


**50,398 mt**  
total actual food transferred in 2019  
of 64,279 mt total planned

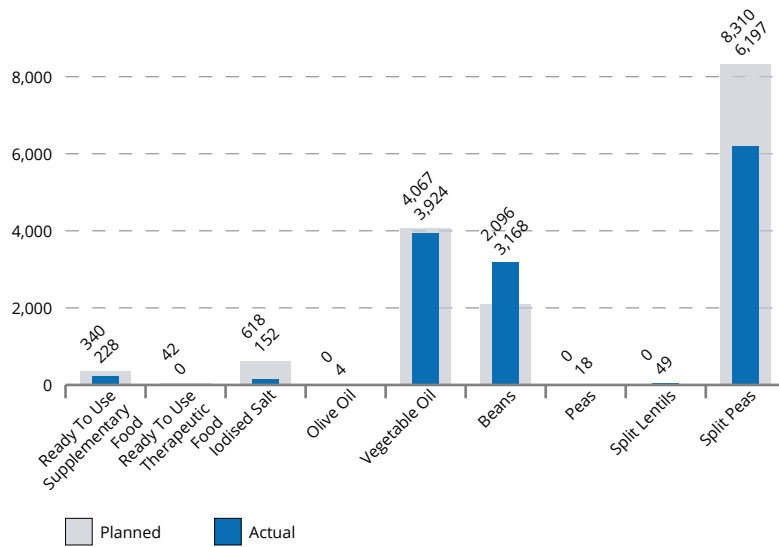


**US\$ 13,482,397**  
total actual cash transferred in 2019  
of \$US 21,581,379 total planned

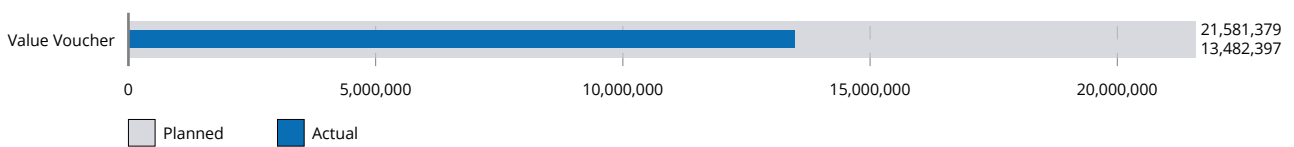
### Annual Food Transfer



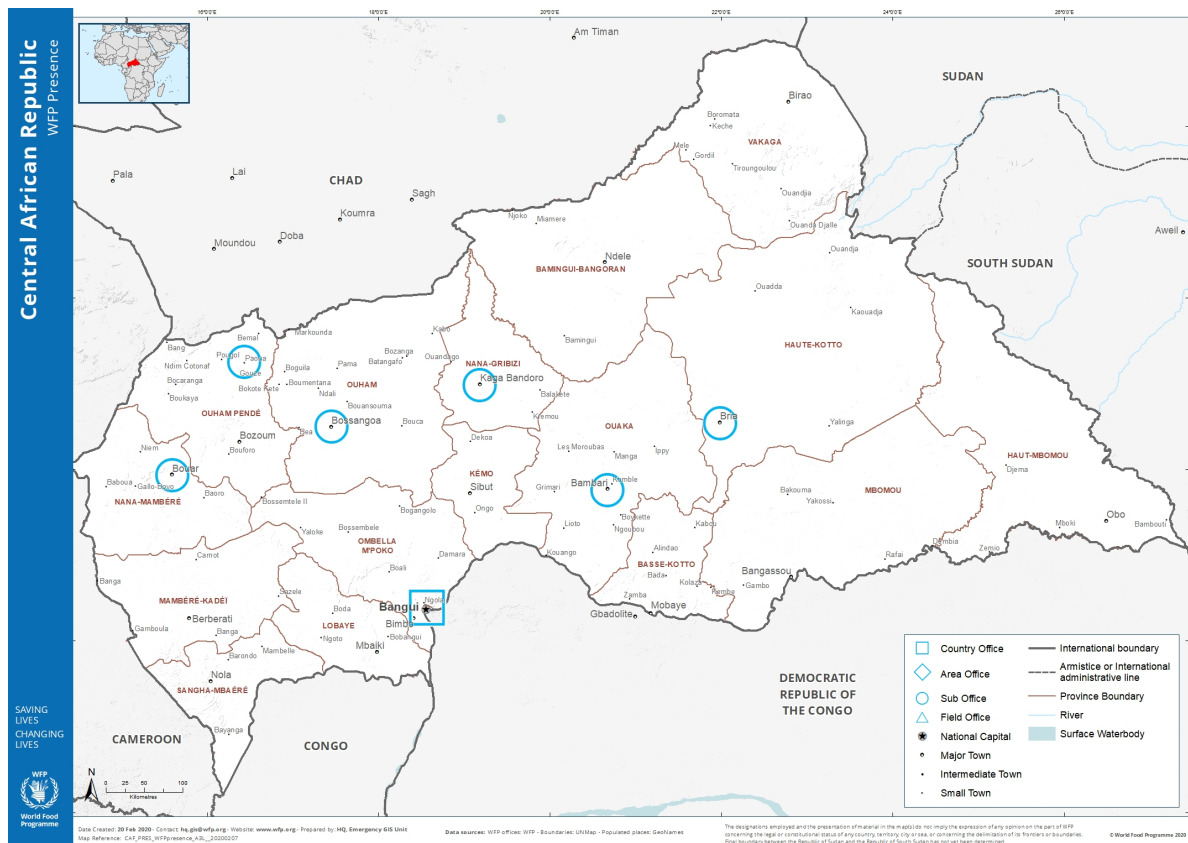
### Annual Food Transfer



### Annual Cash Based Transfer and Commodity Voucher



# Context and Operations



The Central African Republic (CAR), a landlocked country in Central Africa, experienced decades of conflict and instability since gaining independence in 1960, which culminated in a violent takeover of power in 2013. Despite a peace agreement signed in February 2019 between the Government and 14 non-State armed groups, violence continued to grip the country. Human rights violations were widespread, including forced labour, sexual exploitation, and the recruitment of children into militias. In 2019, CAR continued to be one of the most dangerous countries in the world for humanitarian workers (306 incidents in 2019 and 396 in 2018). The persisting violence triggered waves of displacements, plunging CAR into a large-scale humanitarian crisis. In mid-2019, fighting erupted between the Popular Front for the Renaissance of CAR and the Movement of Central African Liberators for Justice, both fighting for the control of Am-Dafock, Biraou, and surrounding areas in northeastern Vakaga Prefecture. Violence flared-up again in September and December 2019, leaving dozens of people killed and over 15,000 people displaced. As of December 2019, 687,000 internally displaced persons (IDPs) fled their homes and over 590,000 refugees were sheltered in neighbouring countries. The conflict damaged the economy, leaving nearly 75 percent of the country's population below the international poverty line. Pressing challenges included low education and gender equality indicators, with 11,000 incidents of violence against women reported each year, 74 percent of which involved children. Armed groups' exactions caused major disruptions in agricultural activities, affecting food availability and access to markets. In areas with a high concentration of IDPs, out-of-town movements were prohibited and access to fields limited or impossible. This prevented households from accessing their crops, hunting and gathering, and continuing their normal agricultural activities, thus limiting the income of daily workers and jeopardizing the harvests. The security situation along the trade routes was also precarious, which limited the supply of markets, resulting in a shortage of certain foods and price hikes. Most food prices were above their levels of the previous year, mainly due to insufficient supply.

As a major public health problem in CAR, acute malnutrition was one of the leading causes of mortality in children aged 0-59 months. According to the Integrated Food Security Phase Classification Situation (IPC), over 1.6 million people in CAR were in crisis and emergency food insecurity (phases 3-4) during the lean season. According to the 2019 SMART survey, the chronic malnutrition rate in children aged 6-59 months was 37.7 percent (about 367,000 children). Acute malnutrition also remained highly prevalent, with at least one in ten children aged 6-23 months acutely malnourished. The combination of chronic and acute malnutrition represented a major risk to child development. The persistent and destructive link between conflict and hunger was thus particularly visible in the CAR crisis.

In response to the dire humanitarian situation, WFP focused 80 percent of its resources on lifesaving interventions towards SDG 2. WFP preserved food and nutrition security for the most vulnerable crisis-affected people (strategic outcome 1). Assistance was provided through general food distributions to refugees, IDPs, returnees, and crisis-affected host communities. Nutrition intervention and emergency school feeding were also provided to improve the retention rates in crisis-affected areas. Where conditions were favourable, markets were functioning, and security situation allowed, WFP used cash-based transfers (CBT) to help people feed themselves while contributing to strengthening local markets.





In August 2019, the results of a national market assessment conducted by WFP provided a better understanding of the market functionality and where to scale-up CBT interventions. Through a budget revision approved in August, WFP revised its targets to scale-up assistance in CAR and enhance the quality of assistance to the affected populations.

The strategic outcome 2 contributed to both SDG 2 and 3, focusing on improving the nutritional status of vulnerable groups, including children, pregnant and lactating women, and girls, and malnourished anti-retroviral treatment patients through food and CBT. WFP prioritised nutritional response to prevent and treat malnutrition and implemented home-grown school feeding to improve the nutritional status of school-aged children. Moreover, WFP enhanced screening, monitoring, and assessment of the nutrition situation, strengthened the capacities of local healthcare workers, and worked to find innovative ways of preventing and treating malnutrition. WFP also targeted SDG 2 through strategic outcome 3, which focused on enhancing the livelihoods of food-insecure people to support them address the food security and nutrition needs of their households and communities. WFP worked with partners to support smallholder farmers and rural communities on livelihoods and asset rehabilitation. Working towards SDG 17 under strategic outcomes 4 and 5, WFP aimed to strengthen the capacities of national institutions to deal with food and nutrition insecurity through government capacity strengthening and the provision of evidence-based analysis; and also enhancing the capacities of the humanitarian community to respond to shocks through the cluster and the UNHAS platforms.

# CSP financial overview

In 2019, WFP continued to experience funding deficits and was resourced at 79.1 percent of its USD 175 million needs-based plan requirements. The lead-time along the Douala corridor from which 90 percent of the country office's food items were conveyed and structural bottlenecks in the customs clearance continued to affect the upstream flow of food items and transfer to WFP sub-offices and area offices. Insecurity, the low uplift capacity of transporters and weak road infrastructure limited the amount of food transported by road.

Among the resources mobilised in 2019, USD 10.2 million was received in multilateral funding, 3.5 through Global Funds, USD 4.7 million through IRA, and USD 7 million through cost recoveries, whereas USD 79.9 million was retrieved from directed multilateral contributions and USD 36.5 million were carried over from 2018. WFP also engaged in joint financing mechanisms, including for Nutrition and VAM activities. To conduct the national food security assessment in 2019, WFP's vulnerability analysis and mapping unit (VAM) worked with the national Institute of Statistics and with international non-governmental organisations, Cordaid, Oxfam and *Solidarités* International. For the 2019 National Market Assessment, WFP VAM partnered with Oxfam, Concern Worldwide, NRC, *Solidarités* International, Tearfund, and Cordaid, as well as with the Rural Economy and Food Security Laboratory of the University of Bangui. Activities conducted through these partnerships had a total cost of USD 193,000. The joint conduction of these assessments reinforced trust and collaboration among partners and allowed for the smooth implementation of collaborative activities at a comparative advantage.

Certain operational areas such as nutrition-related activities experienced funding constraints due to restrictive donations from donors targeting specific activities. As such, WFP went through a budget revision creating new nutrition activities under emergency response within Strategic Outcome 1 that were not funded to expected levels due to the change in strategy. Under the strategic outcome 1, WFP planned for USD 120.6 million in the project plan, which included a response to the emergency nutrition needs. In 2019, only resources for treatment were used for the necessary food items. Following this adjustment, funding for strategic outcome 2 was reduced.

In 2019, WFP continued to advocate for increased support for its lifesaving activities including general food distributions, nutrition, and school feeding as well as recovery and resilience activities including capacity strengthening for food for assets. The 2019 funding strategy included efforts to significantly increase the cash-based transfer (CBT) interventions, which eased the constraints on the in-kind food and contributed to resolving the supply chain difficulties. In line with the plans to scale up CBT, WFP rolled out the WFP's beneficiary and transfer management platform (SCOPE) CBT mechanism and developed an implementation plan to ensure all CBT beneficiaries are registered on SCOPE by the end of 2020.



# Programme Performance

## Strategic outcome 01

Crisis-affected households and communities in targeted areas can meet their basic food and nutrition needs both during and in the aftermath of crises

Needs-based plan	Implementation plan	Available resources	Expenditures
\$120,699,976	\$75,128,189	\$86,825,998	\$68,314,187

Through General Food Distribution (GFD) and school meals to primary schoolchildren from crisis-affected families, Strategic Outcome 1 provides crisis response to vulnerable populations including IDPs in camps and in host communities, refugees, and host communities. In 2019, beneficiary targeting was based on the results of several 2019 assessments including the Integrated Food Security Phase Classification (IPC) and the National Food Security Assessment (ENSA). Targeting was conducted by local committees composed of WFP staff, community leaders, cooperating partners, and relevant stakeholders. The most crisis affected communities were prioritized through vulnerability criteria including community gender statistics, households with limited or no assets, households headed by females, people with disabilities or illnesses, precarious livelihoods, while also considering the cultivation and production capacity and coping strategies of households. Fairness and sensitivity to conflict are taken into consideration to avoid partiality. WFP's partnerships for GFD included the Ministry of Plan, the Ministry of Humanitarian affairs, field level government representatives, community leaders, other UN agencies including FAO, UNHCR and UNICEF, as well as national and international NGOs such as World Vision International, Plan International, COOPI, Caritas, AFRBD, Triangle GH, in addition to the three partners of the Rapid Response Mechanism (RRM) in C.A.R., which include ACTED, Solidarités International (SI) and Action Contre la Faim.

In 2019, WFP C.A.R.'s operations focused mainly on lifesaving interventions to reach SDG 2 "Zero Hunger", providing basic food needs to vulnerable populations with limited to no option to feed themselves. WFP quickly provided lifesaving response after clashes between armed groups in Bakuma, Rafia, Ippy, Alindao, Zemio, and Birao and responded to flooding in October in Bangui, Pombolo, Ouango, and Bangassou. After appropriate evaluation of the security situation, WFP provided High Energy Biscuits followed by normal GFD rations to affected populations. WFP conducted airlift operations in both Zemio from February to March and Birao from September to October, delivering life-saving food supplies to vulnerable people, particularly women and children, as insecurity, broken bridges, damaged ferries, floods and unpracticable road conditions rendered access by land impossible to humanitarian actors. The multiplication of crises across the country increased the number of affected people and those in need of food assistance; forcing WFP to undertake a budget revision in July 2019 to increase of the number of targeted beneficiaries by 28.5 percent.

In 2019, WFP reached 827,319 beneficiaries, reaching new areas including Bimbo, Kouango, Kembe, Ouanga, Mobaye, and Birao in response to the emerging needs. WFP established new partnerships with Triangle GH and ACTED to increase coverage in existing areas of operation as well as the new zones.

Supply chain challenges and persisting insecurity are the main challenges which significantly delay the provision of emergency food assistance. Delays in food commodities are frequent due to a series of challenges including insecurity, poor road infrastructures, limited availability of private transporters, heavy reliance on unpredictable and frequently cancelled MINUSCA military escort, as well as bottlenecks at the Douala corridor from which 90 percent of WFP's commodities are transported. Transport infrastructure in C.A.R. is degraded and many routes are unpassable during the rainy season, old fleet of private transporters often require maintenance in transit as well. These challenges led to pipeline breaks of some commodities. Consequently, beneficiaries didn't always receive full baskets or were distributed reduced rations. Despite the increase in beneficiaries reached, the tonnage distributed is well below what was planned. On average USD 1.2 million of Cash Based Vouchers are transferred to around 105,000 beneficiaries monthly, based on the capacity of the market, where conditions are favourable, and security situation allows in areas such as Bangui, Bouar, Kaga Bandoro, Paoua, and Bambari. Food vouchers are valued at USD 10 per person per month. The CBT modality helps people feed themselves while supporting local markets.

The risk of new population displacements is likely to continue, as the 2020 election may cause intercommunal conflict and clashes between armed groups. WFP will therefore continue to provide emergency in-kind food assistance in 2020, however, will work to significantly increase the CBT interventions in stable areas to ease the constraints on the in-kind pipeline and contribute to resolving the supply chain difficulties. The National Market Assessment conducted in August 2019 show that cash-based assistance is the most appropriate and cost-efficient modality for providing food assistance, where the necessary conditions for this modality exist. WFP plans to reach 660,500 beneficiaries in 2020 through both the in-kind and CBT modality, and while WFP C.A.R. currently assists around 125,000 beneficiaries through CBT, this figure is expected to double by the end of 2020. WFP will also continue to use vulnerability and gender-sensitive criteria for beneficiary targeting to ensure assistance is delivered to those who need it the most. Protection and accountability to the affected population will be enhanced to ensure beneficiaries are protected and provide feedback to improve

programme implementation. Other initiatives to reduce supply chain constraints include prepositioning commodities at the field level before the rainy season, collaborating with WFP Cameroon to tackle bottlenecks at Douala and to reduce the transit time to Bangui. WFP is also re-examining local purchase opportunities especially from the local suppliers, traders, and farmer organizations. WFP is also scaling-up the SCOPE beneficiary and data management software to reduce overlaps and beneficiary fraud to ease pipeline pressures.

Together with the Ministry of Education, parents' associations, Plan International, and World Vision International, WFP distributed nutritious emergency meals to 211,957 primary schoolchildren in 724 schools from crises affected families. Providing cereals, pulses, vegetable oil, salt and super cereals. Implementation was focused in and around Bangui including Ombella M'Poko, Ouaka, Nana-Grebizi, Ouham, Ouham-Pende, Mambere-Kadei, and Nana-Mambere prefectures. In C.A.R., hunger makes children vulnerable to the recruitment of illegal miners and armed groups and is a deterring factor for attending school. School meals are implemented in targeted localities to provide emergency food, protection, and nutritional support as a complement of national and local authorities' efforts to reopen schools and increase enrolment. Nutritious meals alleviate hunger, and by improving education outcome figures, school meals work towards SDG goal 10 for "reducing inequalities" among countries.

Participating schools were selected based on criteria including school functionality, conflict-disrupted communities hosting IDPs or returnees, availability of teachers, facility requirements, and functioning parents' association to support the operational aspects of the activity such as cooking and serving meals. In 2019, Food for Peace was the only active donor for this activity. Due to funding shortages, supply chain constraints, and security issues, the implementation of emergency school meals was disrupted and several months of operations excluded the activity. In November, a Headquarter and Regional Bureau mission took place to put in place measures to improve the performance in 2020. Recommendations included reducing the number of schools served for improved quality and consistent delivery, with an aim of 88,000 school children in 2020.

To strengthen efforts to ensure that GFD does not expose beneficiaries to any risk, WFP's new partnership with the Norwegian Refugee Council (NRC) will allow WFP for improved protection and strengthened capacity of staff and cooperating partners and to re-examine food assistance delivery approach to minimize protection related risks.

<b>WFP Gender and Age Marker</b>	
<b>CSP Activity</b>	<b>GAM Monitoring Code</b>
Provide general food distributions, nutritious food and/or CBTs to refugees, IDPs, returnees and crisis-affected host communities	1
Distribute emergency school meals to primary school children from crisis-affected families in targeted localities	4

### Strategic outcome 02

Vulnerable groups, including persons with disabilities, children, pregnant and lactating women and girl and malnourished ART clients living in target regions, have an improved nutritional status in line with national targets by 2020

<b>Needs-based plan</b>	<b>Implementation plan</b>	<b>Available resources</b>	<b>Expenditures</b>
\$8,271,287	\$7,605,381	\$6,401,736	\$3,886,123

In 2019, WFP responded to the malnutrition situation in the Central African Republic (CAR) through nutrition-sensitive and nutrition-specific activities. While resourced at only 77 percent of the 2019 requirements, this key strategic objective 2 aimed to improve the nutrition status of targeted populations and build the long-term resilience of vulnerable populations by preventing and treating malnutrition. Activities planned included prevention of acute malnutrition for children aged 6-23 months; a comprehensive package for the prevention and treatment of moderate acute malnutrition (MAM) for children aged 6-59 months, pregnant and lactating women and girls (PLW/G); nutrition support for anti-retroviral therapy (ART) clients; hot and nutritious meals provided to schoolchildren as well as capacity strengthening to health district staff in programme design, implementation and monitoring of the Scaling Up Nutrition (SUN) initiative.

Given the high-level rate of chronic malnutrition in CAR (42.3 percent) and the low access to health care, WFP implemented activities for the prevention of acute malnutrition, targeting children aged 6-23 months for the prevention of MAM. A budget revision made in July 2019 allowed WFP to cover all targeted children aged 6-59 months. The



implementation of this activity is linked with general food distributions as an integrated approach to preventing undernutrition and micronutrient deficiencies, especially in internally displaced persons (IDPs) camps with high levels of food and nutrition insecurity. WFP strengthened partners' capacities on the implementation and follow up of acute malnutrition prevention, integrated 'behaviour change communication' (BCC) activities during monthly distribution sessions to be more nutrition-specific, and distributed registers to enhance monitoring in sub-offices. Nurses from health centres facilitated discussions regarding child illness epidemics to raise awareness among mothers on the prevention of common diseases, infant and young child feeding, water and sanitation issues, family planning, and HIV prevention among others. In 2019, WFP reached 88 percent of the children aged 6-59 months planned. WFP was able to distribute only 47 percent of the 2,058 mt super cereals planned.

Regarding the high rate of infant mortality in CAR, the acute malnutrition rate (5.8 percent), as well as the low coverage of the community MAM programme, WFP signed a memorandum of understanding with the Ministry of Health to provide nutritional treatment to moderately malnourished children aged 6-59 months, PLW/G, and provide nutrition support to ART clients. Targeting these vulnerable populations prevented the deterioration of health status and saved lives. Children received a daily 100g ration of ready-to-use supplementary food (RUSF), however despite targeting pregnant and lactating women, WFP did not reach this population, due to funding constraints. C.A.R. Humanitarian Fund (CHF) helped to procure RUSF and extend the MAM treatment in newly detected vulnerable areas. Nutrition support was provided to ART malnourished clients while the affected household received a cash-based transfer to assure families received adequate food including super cereals, mitigating the risk of ration sharing. In addition, caregivers of severely malnourished hospitalised children received a daily ration of 540 grams of cereals, pulses, vegetable oil, salt and super cereals at the hospital, incentivizing the adherence to treatment and reducing default rates. Due to insufficient funding and insecurity affecting road access, WFP was not able to reach the number of malnourished pregnant and lactating women planned for malnutrition treatment in 2019. The number of children aged 6-59 months treated for acute malnutrition in health facilities increased from 7,000 in 2018 to 28,075 in 2019. Targets were surpassed due to increased screenings conducted in additional vulnerable areas by non-governmental organizations (NGOs), the expansion of the management of MAM to newly displaced populations at newly functional health facilities, and areas affected by the floods.

WFP provided capacity strengthening to health district authorities, health centre staff and community health workers in programme design, implementation and monitoring to deliver the SUN agenda. Capacity strengthening was provided to the WFP staff and to implementing partners (including non-governmental organisations, the Ministry of Health, and community health workers). The number of partners trained in 2019 reduced by 20 percent, from 261 in 2018 to 209 in 2019, as WFP focused on strengthening capacities. The preliminary results of the 2019 SMART survey found a decline in the national prevalence of severe acute malnutrition (SAM) from 2 percent in 2018 to 1.3 percent in 2019. The prevalence of global acute malnutrition also reduced from 7.1 percent in 2018 to 5.8 percent in 2019. However, the results showed that chronic malnutrition deteriorated, increasing from 37.7 percent in 2018 to 42.3 percent in 2019. The nutritional emergency rates in 62 percent of prefectures (10 out of 16) surpassed the 40 percent threshold at over 50 percent. In 2019, WFP, in collaboration with UNICEF, began supporting the Ministry of Health by conducting an operational research to explore a simplified approach to the community-based management of MAM. This new approach to treating acute malnutrition aimed to unify care to improve coverage and cost-effectiveness by using fewer nutritional products and simplified management. In CAR, the RUTF could be used to treat both SAM and MAM based on results. The operational research is in the planning phase, with a projected start in March 2020.

In support of the education agenda of the government, WFP worked closely with the Ministry of Education and other partners to improve school enrolment, attendance, and completion rates in the country. In localities with relatively stable security situation such as in Ouham Pende Prefecture, children received hot and nutritious school meals using food procured from local smallholder associations in the framework of a 'Purchase for Progress' initiative. Rations included 178 grams per day per child attending school, including pulses, cereals, and vegetable oil. This nutrition-sensitive intervention also contributed to strategic outcome 3 by integrating smallholder farmers who were predominantly women into the local food and nutrition value chains. From 2018 to 2019, school retention rates increased in Ouham Pendé and in Paoua, for both school sectors, with a rate of 89.5 percent for girls and 90 percent for boys. For the 53 schools assisted with 30,000 beneficiaries. The end-of-year exams showed a pass rate of 48 percent among girls and 54 percent among boys. Constraints included insecurity, insufficient monitoring, no local government support, and weak capacities within the Ministry of Education.

In 2020, WFP will adjust geographic targeting, diversify delivery approaches, enhance the integrated approach with the school feeding serving as a catalyst for disaster risk reduction and SAMS/local procurement to build synergies and convergence with other partners within the UNCT sustainable solution framework in order to address issues across the humanitarian-development-peace nexus. With aims to enhance partnerships, WFP actively participates in the education cluster, and closely works with other UN partners on providing complementary services. WFP will strengthen institutional stewardship, advocacy, and build capacity at the central and local level to empower the national government (through the ministry of education) to become a driving force for the advancement of the school feeding agenda in the CAR.



WFP Gender and Age Marker	
CSP Activity	GAM Monitoring Code
Provide nutritious school meals to school children in targeted areas	3
Implement Blanket Supplementary Feeding Programme (BSFP) for the prevention of MAM among children aged 6 to 23 months	1
Provide a comprehensive package for the prevention and treatment of malnutrition to children with MAM aged 6 to 59 months, PLW/G and provide food by prescription to ART clients	1
Provide capacity strengthening to health district authorities, health centre staff and community health workers (CHW) in programme design, implementation and monitoring to deliver the SUN agenda	0

### Strategic outcome 03

Food-insecure women and men living in targeted areas of CAR have enhanced livelihoods to support the food security and nutrition needs of their households and communities by 2020

Needs-based plan	Implementation plan	Available resources	Expenditures
\$5,587,695	\$7,922,707	\$7,183,804	\$3,495,845

The years of protracted armed conflict, persisting insecurity, and recurrent shocks have led to the destruction of critical productive assets, a sharp decrease in the level of agriculture production, and disruption of the livelihoods of already vulnerable populations. WFP's activities aimed at enhancing smallholder farmers' livelihoods to reduce food insecurity and vulnerability while enhancing smallholder farmers and communities' resilience to shocks in areas where security was relatively stable. This strategic outcome was 100 percent funded. However, 49 percent of the resources available was used due to security constraints, especially in the central and eastern parts of CAR, the late arrival of funds and food items for the activities.

While the security situation affected the inception of activities in some parts of the country, WFP supported communities and households to create productive assets, providing technical support for the diversification of livelihoods and facilitating smallholder farmers and their organization's access to the market opportunities offered by WFP and partners. Technical support and training were provided to enable farmers to minimize post-harvest losses through improved handling and storage. WFP prioritised women, young people, and farmer's organizations. Households and smallholder communities living in at-risk areas benefited from rehabilitated and strengthened means of production to improve their productivity and food security. WFP's asset creation and resilience interventions were linked to the UNCT strategy of finding lasting solutions for returnees, internally displaced persons, and host communities affected by the political and security crisis in CAR within the framework of the humanitarian, development and peacebuilding nexus.

WFP's approach combined food assistance for assets (FFA) programmes with technical training, local purchases, nutrition interventions, lean season assistance and support to the government-led school feeding programme. This intervention was geographically concentrated in the most vulnerable areas such as Nana Mambéré, Mambéré Kadei, Ouham Pendé, Nana Gribizi, Kémo, Ombella Mpoko, and Lobaye, supporting vulnerable people through conditional food assistance over a multi-year programme. WFP assisted 162,611 beneficiaries through food and cash transfers, in exchange for participation in community asset building activities, such as the cultivation of 770 hectares of land for crop farming and construction of 130 kilometres of farm-to-market feeder roads.

As part of resilience efforts, WFP used the three-pronged approach (3PA), an innovative and highly consultative programming approach developed by WFP in consultation with governments and partners. The approach relied on an Integrated Context Analysis (ICA) taking into consideration the mapping of national historical trends in food security and nutrition; a Seasonal Livelihood Programming (SLP), which is a participatory process of coordination and partnership under local government leadership; and a community-based participatory planning (CBPP) exercise that helped identify needs, adapt responses to contexts and promote local ownership. The 3PA approach gave WFP a deeper understanding of the local context and livelihoods, built multi-stakeholder partnerships, bridged the gaps between communities and national levels while allowing women to contribute to their own empowerment. It also helped tailor programmes to the needs of women and girls.

WFP expanded the procurement of nutritious foods for WFP school feeding from local smallholder cooperatives, enabling them to enter local value chains. Women accounted for 80 percent of smallholder farmers selling through WFP-supported farmer aggregation systems. Over 3,969 mt of beans were locally purchased, including 1,900 mt directly from smallholders' agricultural producers representing almost USD 3 million contracted locally. Seven participatory community planning exercises were organized to identify the priority needs of vulnerable populations (Ouham, Ouham Pendé and Nana Gribizi), two seasonal livelihood programming exercises were organized (Ouham Pendé and Nana Mambéré) and three capacity strengthening sessions were carried out with the participation of 150 small agricultural producers from Kémo, Nana Gribizi and Ouham Pendé.

Despite overall success in 2019, the continued insecurity limited the scaling up of livelihood activities, and the lack of organizational capacity of farmers' organizations required additional follow up and close monitoring. Other setbacks included the poor quality of products received from farmers due to poor storage and handling, as well as transport delays due to damaged road infrastructure in the country.

In 2020, WFP will use FFA as a resilience-building tool for smallholder farmers in areas of improved security to help communities shift away from general food distribution and achieve more sustainable food and nutrition security. WFP will enhance targeting based on a seasonal livelihoods analysis to ensure that FFA transfers provide key social protection instruments to support smallholders during gaps and periods of food insecurity. Improved food quality, safety, storage, handling, and management of post-harvest losses to expand the procurement of nutritious foods from local smallholder cooperatives, will enable them to enter the local value chains. FFA activities will expand to new locations, including Bouar, Bossangoa, and Kaga Bandoro. WFP aims to provide conditional transfers to 140,000 beneficiaries for the creation of productive assets, community and market infrastructure, and environmental protection alongside the capacity strengthening of subsistence smallholders in crop and animal production, climate adaptation, and post-harvest management in partnership with FAO. WFP aims to further collaborate with other UN Agencies and local partners, especially increasing the engagement of women and youth.

The instability in the country characterized by the collapse of State structures and services was a significant challenge to the achievements of FFA and 'purchase for progress' activities in terms of women's empowerment, gender equality, women workload and protection. WFP will continue to prioritize women and youth in its targeting while mainstreaming protection in all its activities.

WFP continued to work closely with the Ministry of Agriculture and Rural Development through its specialized agencies including the Central African Agency for Agricultural Development, Laboratory of Biological and Agricultural Sciences for Development, and the Central African Institute for Agricultural Research. FAO remained a strategic and complementary partner providing seeds and training farmers on appropriate farming techniques and reducing post-harvest losses.

WFP Gender and Age Marker	
CSP Activity	GAM Monitoring Code
Provide smallholder farmers with transfers to support asset creation and technical assistance to increase their access to markets, including purchases from WFP supported school meals	2

#### Strategic outcome 04

National and subnational institutions have strengthened capacities to establish an adequate social protection system and manage food security and nutrition policies and programmes by 2020

Needs-based plan	Implementation plan	Available resources	Expenditures
\$545,503	\$191,819	\$367,146	\$350,755

With 67 percent of the 2019 requirements funded, WFP used 96 percent of the available resources to strengthen capacities of the Government of Central African Republic (CAR) and its cooperating partners at the national and sub-national levels so that institutions are effectively equipped to establish an adequate social protection system and manage food security and nutrition policies and programmes.

In 2019, WFP engaged with the Food Aid Management Group (CEGAL) of the Ministry of Economy, Planning and Cooperation in the development of a joint work plan to improve coordination and monitoring of the implementation of interim Country Strategic Plan (ICSP) activities. The Government organized an annual review workshop and participated in a joint field monitoring mission with WFP in Bouar, Bossangoa, Bambari, Paoua, and Kaga Bandoro. WFP reinforced



the functional capacity of CEGAL by providing essential equipment such as digital cameras, motorcycles, laptops and Dictaphones.

Furthermore, WFP worked closely with the Ministry of Agriculture and Rural Development through its specialized agencies; Central African Agency for Agricultural Development, Laboratory of Biological and Agricultural Sciences for Development, and the Central African Institute for Agricultural Research to strengthen the capacities of smallholder farmers to market their products through bulk sales and use WFP local purchases to strengthen the livelihoods of smallholder producers and revitalize the local economy. Technical support was provided to farmers' organizations by providing mills, sewing machines, humidity meters, bags, measuring scales, motorcycles for agricultural managers, and other tools. WFP also supported the capacity strengthening of smallholder farmers' groups on competitive procurement procedures.

WFP continued its collaboration with the Government and some non-governmental agencies to conduct food security assessments. A thirteen-member team of supervisors including three WFP staff was trained and an enumerator training was conducted for 71 participants from international NGOs and representatives of governmental institutions such as the National Institute of Statistics, the Ministry of Agriculture and Rural Development, and the Agency for Agricultural Development. For the National Food Security Assessment (ENSA), WFP collaborated with the University of Bangui to conduct a national market assessment. WFP trained students of the university and some officials of the Ministry of Agriculture and Rural Development and the Central African Agency for Agricultural Development on food security data collection and socio-economic surveys to help them efficiently participate in the assessment activities. Some of these students also participated in the WFP Post-Distribution Monitoring outcome survey in December 2019.

In line with plans to expand mobile Vulnerability Analysis and Mapping (mVAM) activities, WFP trained operators from a private telecommunications company in Bangui, to conduct household data collection. The expansion and scope of mVAM in CAR significantly improved humanitarian access to information on displacement, access to food, and follow up of the shifting prices of food items.

To enhance the capacity of humanitarian actors, increase the scale and quality on cash-based transfers (CBT) assistance, WFP collaborated with the Cash Learning Partnership Group to train 20 organizations on market analysis tools for the implementation of CBT activities.

WFP supported the Ministry of Education to establish a coordination unit for the school feeding programme. This contributed to improving communication and information sharing for the successful implementation of the programme. WFP continued to provide technical and material support, and organized training for school principals, inspectors and representatives of parents' associations on the management of the school feeding programme, clarifying the roles and responsibilities of stakeholders and local coordination structures to be put in place. With financial support from WFP, the coordination staff of the school feeding programme participated in the celebration of the African Day for School feeding in Abidjan, Côte d'Ivoire in February 2019.

WFP continued the roll-out of the three-pronged approach to resilience building. Five Community Based Participatory Planning exercises were conducted with the participation of community leaders, over 25 government participants from the various technical ministries, 14 members of NGOs, as well as women and youth groups, and beneficiaries across the country. Two seasonal livelihood planning studies were also carried out in Paoua and Bouar. This will allow WFP to strengthen the capacities of local authorities and partners to enhance complementarity in the design and implementation of community-based recovery and resettlement initiatives.

As per the recommendations of the national zero hunger strategic review report, WFP provided technical and financial support for the elaboration of the national nutrition and food security policy and the road map for the multisector nutrition response in CAR. WFP also supported the National Plan for the acceleration of the Prevention of HIV/AIDS in CAR.

In 2019, WFP provided capacity strengthening to staff from the Ministry of Health as well as to cooperating partners, in the prevention and treatment of acute malnutrition, focusing on the first 1,000 days. Equipment such as registers, anthropometric instruments, and tools, were also provided to all health districts and health centres to ensure proper screening and treatment of malnutrition.

WFP provided technical and financial support to the Ministry of Health, in partnership with UNICEF, for the implementation of the 2019 Standardized Monitoring and Assessment of Relief and Transitions (SMART) survey.

In 2019, 67 percent only of the requirements were resourced. Activities were funded through direct multilateral contributions from OCHA, USAID, and Germany, enabling WFP to implement food security assessments and monitoring activities that were fundamental for humanitarian decision-making and programming in the country. The funding received also allowed WFP to provide the necessary training to its staff and that of the cooperating partners to improve programme quality.



Despite several challenges in 2019, including the limited government capacity and weak operational/logistical capacity of decentralized State structures for regular monitoring of activities, WFP provided a valuable support to the CAR government and national institutions, using 96 percent of the resources available. Primary data collection for food security and market assessments were also hindered in some occasions due to security and infrastructural challenges, such as weak road conditions.

Moving forward, WFP will strengthen the coordination of activities between WFP and other ministries/sectors (Health, Education, Agriculture, Humanitarian Action) as well as other UN agencies. WFP is also planning to continue building on existing partnerships for the implementation of food security assessment and analysis activities. However, these assessments rely on increased funding in 2020.

WFP Gender and Age Marker	
CSP Activity	GAM Monitoring Code
Provide capacity strengthening to the Government to establish a national social safety-net platform in collaboration with the World Bank and MINEPC, informed by national and subnational zero hunger data and monitoring and accountability systems.	0
Provide capacity strengthening in zero hunger policies, strategic planning and delivery of programmes to public officials.	0

### Strategic outcome 05

Humanitarian community (partners and donors) have enhanced capacity to reach and operate in areas of humanitarian crisis all year-round

Needs-based plan	Implementation plan	Available resources	Expenditures
\$21,509,375	\$17,558,874	\$28,985,223	\$19,907,247

Activities under Strategic Outcome 5 were fully funded, and 87 percent of the funds was used to enhance the capacity of the humanitarian community to access and provide lifesaving assistance in all crisis-affected areas. The 13 percent of the available resources were contributions received towards at the end of the year. WFP provided common logistics, telecommunications, and humanitarian air services to the Government, United Nations agencies and non-governmental organizations. WFP led the Logistics and Emergency Telecommunications Clusters managed the United Nations Humanitarian Air Service (UNHAS) and provided logistics services to the Global Fund's health programmes.

The logistics cluster, led by WFP, and together with its partners *Humanité & Inclusion* (HI) and *Première Urgence Internationale* (PUI), facilitated access to reliable logistics services, coordinated and consolidated information related to logistics capacities, and enhanced the capacity of the humanitarian community in delivering relief items to hard-to-reach locations, ensuring smooth and timely supply of life-saving cargo to affected people. In 2019, 2,472 mt of humanitarian aid was transported for 46 organizations in CAR.

In Bangui, the common warehouse managed by PUI provided storage space, including a temperature-controlled area for medical items and specialized nutritious food. Eight mobile storage units (MSUs) were made available across the country, managed by different INGO partners. HI managed a common road transport service on behalf of the Cluster. Throughout 2019, 224 mt of priority cargo were transported for 20 organizations to priority zones identified by the Humanitarian Country Team and the Inter-Cluster Coordination Team via air transport services. A total of 22 logistics coordination meetings were carried out with 68 different humanitarian organizations. Logistics working group meetings co-chaired by HI took place in Bambari, Bossangoa and Bria fortnightly and the working group on infrastructure rehabilitation met every two months, coordinating different rehabilitation projects, such as the monitoring of the 12 bridges rehabilitated by ACTED. A total of 89 information management products, including maps, infographics, schedules and standard operating procedures were shared.

Security, which remained the biggest challenge, disrupted the transport of aid by road and by air and limited the ability of organisations to implement rehabilitation projects, blocking access to areas or forcing evacuation. Weather conditions delayed flights and the rainy season caused major disruptions on the road, rendering parts of the country completely inaccessible. As the 2019 user survey assessing performance showed a high demand for more training of national staff, focus will be on reinforcing strengths in national capacity development in 2020. The logistics capacity assessment realised in 2018 will be reviewed and updated in 2020. Following an assessment of the Ubangi river in



October 2019, the Logistics Cluster is exploring the possibilities of using the river as an alternate source of transport.

The logistics cluster intended to create a committee, with HI and PUI, to improve information sharing on future needs of the humanitarian community regarding greater common storage capacity, enabling the logistics cluster to anticipate the purchase of additional MSUs for the different partners. The cluster supported and monitored different logistics working groups in Bambari and Bria to develop a stronger methodology of the gatherings.

The Emergency Telecommunications Cluster (ETC) facilitated shared security telecommunications and internet connectivity services that benefited the entire humanitarian community across 12 common operational areas of the country (Alindao, Bambari, Bangassou, Bangui, Batangafo, Birao, Bossangoa, Bouar, Bria, Kaga-Bandoro, N'Dele and Paoua). Services reached over 3,000 humanitarian workers from 97 partner organizations across different sectors, maintaining its role as a key enabler of the humanitarian response. During the emergency response in Birao, critical connectivity and security communications infrastructure were set up by the ETC, ensuring the safety and security of the entire humanitarian community, and enabling emergency responders to communicate while responding to newly displacement people.

Following a full inter-agency review in early 2019 of the existing security telecommunications infrastructures in CAR, the ETC and the Telecommunications Security Standards (TESS) project led the implementation of vital upgrades to the security communications network in 15 sites across the country. The ETC workshop was delivered by WFP's Fast IT and Telecommunications Emergency and Support Team (FITTEST) to eight humanitarian organizations in CAR, to build local technical capacity in using security telecommunications systems to support implementation of the TESS recommendations and to lay the groundwork for continued service improvements. The project is a country-wide and large-scale activity that will continue in 2020.

The ETC is responding to the communications needs of the affected population by facilitating access to vital information and sources of communication. After conducting an inter-agency Information, Communication and Technology Needs Assessment in three internally displaced persons (IDPs) camps, the ETC led three intervention pilot projects to improve access to information and communication tools. A complaint and feedback mechanism (CFM) in IDP sites enabled the affected populations to contact humanitarians and communicate their needs, and in turn, humanitarians were able to respond efficiently. An Information and Learning Hub in Bangassou will enable communities to learn digital skills and connect with humanitarians and people outside of CAR using ETC connectivity. Designated phone booths in Bria will enable the community to communicate with their families and to contact humanitarian hotlines free-of-charge. In 2020, the ETC plans to expand these services to additional IDP camps in CAR, following completion of the pilot projects.

In 2020, the ETC will also provide common communications services at three new potential UN hubs in Amada Gaza, Berberati and Gamboula. Beyond this, the ETC will work to upgrade and maintain the existing emergency telecommunications services and infrastructure, as well as continuously assess needs on the ground to support and enable humanitarian activities where, when, and as needed.

WFP managed the in-country supply for three health programmes, supported by Global Fund and managed by World Vision and the French Red Cross. The service included the reception, storage, and the delivery of pharmaceutical products and mosquito bed nets to more than 700 distribution health centres across the country.

UNHAS continued serving the humanitarian community, facilitating weekly flights to 23 locations in CAR. UNHAS provided transport means, including for medical and security evacuations to more than 160 humanitarian organizations working in the most remote and difficult places in CAR. UNHAS transported 537 mt of cargo and over 23,000 passengers in 2019. In August and September, UNHAS CAR chartered an F27 and C130 cargo aircraft on behalf of WFP to airlift food, prefabs, and vehicles to the northeastern region of Vakaga. More than 350 mt of cargo were airlifted to serve the humanitarian emergency in Birao and respond to the humanitarian needs of the 25,000 newly displaced people. Through generous donor contributions, UNHAS service was not disrupted and a helicopter of 3 mt capacity was contracted in November 2019 to perform assessment flights following the floods that affected the southeastern part of the country. The helicopter airlifted 25 mt of essential cargo and transported 365 humanitarian workers. To reduce costs and safety risks, increase aircraft payload, and improve operations flexibility, UNHAS stopped using jet A1 fuel in drums and entered into an agreement with a commercial fuel supplier to handle into-plane refuelling in six locations. To enhance safety for passengers, crew, and aircraft, a three-week training was organized for UNHAS focal points, pilots, and partners on aviation security.

In 2020, UNHAS will enter into a technical service agreement with MINUSCA for aviation safety-related support, including flight tracking, fuel supply, Search and Rescue of UNHAS aircraft, and terminal use. UNHAS will reinforce the advance payment from users as per the signed financial terms and commitment of payment. To mitigate congestion of the check-in counter at the Bangui airport, UNHAS is exploring options to improve wait time and ensure user satisfaction.

## WFP Gender and Age Marker



CSP Activity	GAM Monitoring Code
Provide humanitarian air services to all partners until appropriate alternatives are available.	0
Provide common logistics and ETC services to the Government and United Nations and NGO partners to run effective field operations and provide for staff security.	0
Provide bilateral logistics services to partners for 'in country' supply chain for three health programmes (Malaria, TB & HIV/AIDS) in the Central African Republic.	0

# Cross-cutting Results

## Progress towards gender equality

### Improved gender equality and women's empowerment among WFP-assisted population

The Central African Republic (CAR) ranked 159 out of 162 countries in the Gender Inequality Index. The education system was marked by gender disparities 6.2 years of expected schooling for women compared to 9.8 among men. The CAR crisis increased obstacles to improving the living conditions for women and exacerbated gender-based violence (GBV).

As part of its gender-sensitive intervention strategy, WFP systematically integrated issues related to gender equality and women empowerment in its activities and aimed for equity in addressing the food security and nutrition needs of women, men, girls and boys. In line with the National Recovery and Peacebuilding Plan and UNDAF priorities, WFP ensured a desirable level of protection quality and accountability to the affected populations while also changing ways of working to alleviate the suffering of GBV victims.

WFP economically empowered women and girls through capacity strengthening, FFA, and connecting women smallholders' farmers to market opportunities offered through the purchase for progress initiative. In 2019, most of WFP's beneficiaries; over 50 percent out of the over 1 million assisted were women. By distributing cash-based transfers (CBT), women's position in their household and society strengthened with increased purchasing power. Despite being more difficult for women traders to meet the CBT selection criteria, WFP supported women traders in opening bank accounts, a requirement for participation. As a result, 30 percent of the selected traders were women compared to less than 2 percent in 2018.

In 2019, WFP's gender office trained WFP CAR staff and partners on gender mainstreaming policy, programming cycle, concepts, and how to use gender analysis tools to implement WFP's policy on gender equality and women's empowerment. In 2019, WFP commissioned a gender-focused decentralized evaluation to analyse its commitment to WFP gender policy in CAR, assess results achieved throughout activities, and learn lessons for improving its programmes. WFP analysed how interventions could reduce inequalities between men and women in terms of food security and nutrition, finding WFP's interventions relevant to the context and coherent with national and international political and legal environment governing gender mainstreaming.

In 2019, WFP significantly increased the proportion of women in its workforce reaching 30 percent as compared to 23 percent in 2018 and 5 percent in 2017. A gender balance objective was integrated in the respective recruitment strategies.

In 2020, WFP will implement measures to ensure activities effectively and efficiently contribute to gender equality and the empowerment of women. WFP will strengthen qualitative research on gender and protection, identify indicators for monitoring and link these themes to monitoring and evaluation data collection tools. The creation of a gender team will be put in place, as well as the recruitment of a Protection and Gender officer. The team will elaborate on a multiyear gender strategy and an annual work plan to consider women empowerment, gender integration, and protection and risk analysis into the operational planning of activities.

## Protection

### Affected populations are able to benefit from WFP programmes in a manner that ensures and promotes their safety, dignity and integrity

In most of the country, national authorities had weak capacities to protect the population. Insecurity remained high due to armed conflict, making the protection of beneficiaries a priority for WFP and its cooperating partners. Protection challenges include killing, sexual violence, kidnapping, abuse of narcotics, and the looting and torching of houses, markets, and internally displaced persons (IDPs) sites. Unprompted violent spikes arose and armed groups activities in areas such as Birao, Kaga-Bandoro, Bria, Alindao, and in Bangui (PK5 neighbourhood) confirmed the assertion of civilians especially women, boys, and girls who were left without protection. Post distribution monitoring reports indicated the targeting of humanitarian workers and the looting of food items meant for beneficiaries, thus hampering the provision of assistance.

WFP significantly strengthened efforts to prevent protection violations, particularly those linked to receiving humanitarian assistance. WFP worked with the entire Humanitarian Country Team to ensure that IDP sites were "free of arms" and beneficiaries were informed of their rights and entitlements to minimize abuse and exploitation. WFP applied corporate zero-tolerance approach to sexual exploitation and sexual abuse and considered protection and gender issues during project design, implementation, and monitoring. In 2019, following reports of sexual abuse allegedly perpetrated by the Executive Secretary of Caritas in CAR, WFP suspended its partnership with the organization and carried out sensitization on protection for WFP cooperating partners.

WFP worked closely with humanitarian actors including OCHA, UNHCR, the Norwegian Refugee Council (NRC), and MINUSCA to seek guarantees on humanitarian access and the protection of civilians. MINUSCA organizes deterrent patrols and site security during food distributions, and the memorandum of understanding signed with UNHCR

considered the protection of beneficiaries and personal data in food assistance to refugees. These measures were emphasized with NGO partners concerning IDPs, returnees, and host communities. Partnering with NRC, WFP strengthened its capacities as well as its partner staff in identifying, analysing, and reducing potential threats and protection risks in community-based intervention areas related to food assistance. This “do no harm” approach, allowed for mainstreaming protection in assistance reducing populations' exposure to risks during humanitarian interventions. The pilot approach allowed two highly affected areas to actively participate in the identification and analysis of threats and risks, and the development of solutions to reduce them. This will be replicated in all sub-offices in 2020.

WFP implemented other mitigation measures for the protection of beneficiaries. Distributions were ending before sunset to reduce the threat of theft or attack when beneficiaries were travelling home. Priority was given to persons with disabilities, elderly, pregnant and lactating women who were assisted separately. New sites were created to bring distribution points closer to beneficiaries. Large sheds and drinking points were installed in sites that were lacking these amenities. In areas with no permanent staff to support protection initiatives, WFP established these measures with NRC. Finally, a multi-sectoral complaints' management committee will facilitate the proper coordination of distributions.

The post-distribution outcome monitoring conducted in December 2019 indicated that 97 percent of beneficiaries accessed WFP's assistance without experiencing protection issues.

### **Accountability to affected populations**

Affected populations are able to hold WFP and partners accountable for meeting their hunger needs in a manner that reflects their views and preferences

Throughout 2019, WFP worked in partnership with its cooperating partners to strengthen two-way beneficiary feedback and engagement in CAR. The formal complaints and feedback mechanism (CFM) comprised community-outreach activities, helpdesks, suggestion boxes, and a toll-free helpline. All complaints, including those related to accountability or protection issues, were registered, analysed, and quickly elevated to relevant WFP units for action. Community outreach activities including focus group discussions were also organized before and after distributions. The feedback received was predominantly related to appreciation for assistance, ration sizes/transfer value and distribution dates. WFP also consulted and received feedback from beneficiaries through post-distribution monitoring and regular monthly surveys conducted by field monitors. WFP advertised the toll-free hotline number on beneficiary cards, local radio, banners at distribution points, including retailing shops and in communities. Complaints committees consisting of beneficiary representatives were also functional at distribution sites to ensure that beneficiaries could easily communicate their concerns including issues of sexual exploitation, abuse of power, and embezzlement.

WFP also focused on improving the consistency and quality of information shared with beneficiaries on their entitlements, and assistance provided. The information mechanisms put in place ensured that beneficiaries received information concerning distribution dates, ration sizes/transfer values, number of beneficiary households, criteria for targeting and channels for complaints and feedback.

WFP worked to ensure that the design and implementation of programme processes and related decisions were informed by the affected people and reflected their views. WFP engaged with common initiative groups, religious leaders, women and youth representatives, local authorities, including delegates, from IDP camps, and host communities to ensure meaningful consultation.

While WFP put in place several measures to increase accountability to affected populations, not all obstacles were overcome. In areas with security concerns, WFP held community meetings to discuss targeting, design, implementation, and lessons learned. However, this was complicated in some areas. For example, as there was not always availability of suggestion boxes at distribution sites, not as many letters were received as initially planned.

In addition, due to the unavailability of network coverage in certain areas of operations, some beneficiaries could not call the toll-free numbers. As a result, WFP is carrying out qualitative research to further investigate and improve accountability to affected populations in every context. The Emergency Telecommunications Cluster also put in place a "services for communities" project in Bria that will enable beneficiaries to access the telecommunications services. This will be further replicated in other areas with limited access to networks, as this is an important tool for beneficiaries to communicate concerns.

To further enhance the CFM, a standard operating procedure was elaborated and approved to guide operations. In 2020, WFP plans to train staff in the systematic registration, analysis, and management of complaints and provide timely and holistic feedback to the affected population.

### **Environment**

Targeted communities benefit from WFP programmes in a manner that does not harm the environment



The most significant environmental issues in the Central African Republic (CAR) directly affecting food security included drought, desertification, flooding, and soil erosion. As most livelihood activities were highly climate-sensitive such as rainfed subsistence agriculture, cash crops, horticulture, market gardening and livestock rearing, the population is therefore vulnerable to climate shocks. Food insecurity in CAR was persistent and strongly linked to political instability, poverty, high food prices, recurrent climatic shocks, and communities' weak resilience to shocks.

WFP CAR and partners worked to address some of the environmental issues affecting food security. In 2019, WFP supported the Government in operationalizing sustainable resilience programmes and social protection safety nets with the aim of supporting disaster risk reduction and climate change adaptation through community assets creation, while investing in human capital through school feeding. Smallholder households and communities living in at-risk environments benefited from restored and enhanced productive assets to improve their productivity and food security.

In July 2019, WFP reinforced the capacity of the *Agence Centrafricaine de Development Agricole* of the Ministry of Agricultural and Rural Development and other decentralised services of the technical ministries on Seasonal Livelihood planning and community based participatory planning in Paoua, Bossangoa, Bouar and Kaga-Bandoro. Participants capacities were also reinforced, by instructing how to conduct rapid environmental screening. This helped WFP identify community assets to be built as part of its food assistance for assets activities. Discussions were held at the community level with workers and beneficiaries, including women and youth to confirm that the identified assets responded to direct needs, had minor environmental and social effects, and did not require significant mitigation measures.

For implementation in 2020, WFP will ensure that fuel-efficient stoves are used for schools feeding to contribute to protecting the environment and reducing desertification. Such stoves improve school cooks' working conditions by eliminating toxic smoke. The stoves also allow children more classroom time, as this significantly reduces their time dedicated to wood collection. Focus group discussions in Bouar and Paoua with community leaders, school feeding managers and cooks, indicated the strong desire for the use of these stoves at schools implementing the school feeding programme.

To reduce the cost of providing energy to some of its remote field offices, WFP installed solar panels in Paoua, Bouar and Bambari in 2019. The solar panels will be operational in 2020, not only to electric energy during the day but to also reduce the amount of fuel used by WFP staff. These panels will contribute to reducing the quantity of greenhouse gases released into the atmosphere compared to using fuel all year round, therefore significantly improving WFP's carbon footprint.

In 2020, WFP will support disaster risk reduction and climate change adaptation by providing support to communities affected by floods through the reconstruction of destroyed infrastructure and building assets to prevent or mitigate the effects of future floods. WFP will reinforce government capacities in climate and food security early warning to enhance emergency preparedness, planning and response.

# Emergency Response in Birao

*Traumatized and in fear, thousands of newly displaced people seek refuge in Birao in the prefecture of Vakaga following an upsurge of violence in early September 2019. The World Food Programme (WFP) has provided food assistance to more than 20,000 people in the area.*

Birao is a very remote town in the far north-eastern corner of CAR, relatively calm until violent clashes erupted between members of the Popular Front for the Renaissance of the Central African Republic (FPRC) and the Movement of Central African Liberators for Justice (MLCJ). Both the FPRC and MLCJ were among the 14 armed groups that reached a peace agreement with the Government of CAR in February 2019. In April, the two groups were among six that signed a second peace agreement in Bria aimed at bringing an end to violence in the Haute-Kotto prefecture, south of Vakaga.

This immediate violence had drastic effects on the civilians located in the region.

“Getting the necessary equipment for survival has been a struggle” says, Fatimé Tidjani, a 50-year-old mother and grandmother who fled her home due to violence, only bringing with her the possessions she could carry.

Surrounded by overflowing wastewater, she points to her makeshift house, “welcome home” she announces. Fatimé lost her husband during the gory events that shook CAR in 2012 and since then, the country has been suffering from a succession of violence that has contributed to the ongoing crises. This conflict has caused the death of thousands of innocent civilians and has left most of the population to fall into poverty.

Fatimé, along with thousands of others shares stories of grief and mourn together, frustrated by the continued violence that grips the country. “We live in fear, and long for a day when we can live in peace”, she exclaims.

The men, women and children wander the internally displaced camp, waiting for continued humanitarian assistance.

WFP had no presence in the region prior to the attacks, therefore a team of staff has been permanently relocated to the region to continue responding to the needs. Continued distributions have been conducted to assist the more than thousands of people internally displaced.

“Thank you dearly for these biscuits my grandsons are eating, look how happy they are. When I see my grandkids eating the cookies, I can understand that for them, it is not just a biscuit, but food,” says Fatimé.

To help children and women like this widow, WFP continues to airlift boxes of high energy biscuits, cereals, pulses, and oil.

## Summary

Number of beneficiaries with disabilities estimated from the 2019 post distribution monitoring report.

### Strategic outcome 01

Nutrition: Proportion of children 6-23 months with minimum acceptable diet: Baseline indicator is missing.  
Emergency school feeding: enrolment rate & retention/dropout rate: Lack of enough secondary data to calculate the emergency school meals indicators. Actions are being taken for these indicators to have baseline, target and follow-up values attributed in 2020.

### Strategic outcome 02

Nutrition: Proportion of children 6–23 months of age who receive a minimum acceptable diet: Baseline information is missing for this nutrition indicator.  
ART adherence rate: The ART adherence rate indicator was not monitored in the current ICSP (to be deleted from the logframe).  
Nutritious school meals: enrolment & retention/dropout rate: Lack of enough secondary data to calculate the nutritious school meals indicators.

### Strategic outcome 03

Livelihood based coping strategy index (percentage of households using coping strategies): Baseline information missing for the first indicator which made challenging to set a target value for 2019.  
Livelihood based coping strategy index (average): This may have been an oversight during the ICSP formulation and is to be removed from the system.


### Strategic outcome 04

Zero Hunger Capacity Scorecard (ZHCS) and Emergency Preparedness Capacity (EPCI) : The sociopolitical and insecurity crisis in CAR with the quasi absence of government in so many parts of the country made it difficult to conduct baselines and data related to ZHCS.  
User satisfaction rate: The user satisfaction rate is only applicable for the different cluster activities under strategic outcome 5.



# Figures and Indicators

## WFP contribution to SDGs

 <b>SDG 2: End hunger, achieve food security and improved nutrition and promote sustainable agriculture</b>										
WFP Strategic Goal 1: Support countries to achieve zero hunger					WFP Contribution (by WFP, or by governments or partners with WFP Support)					
SDG Indicator	National Results			SDG-related indicator		Direct			Indirect	
		Female	Male			Overall	Female	Male		Overall
Prevalence of moderate or severe food insecurity in the population, based on the Food Insecurity Experience Scale (FIES)	%			44	Number of people reached (by WFP, or by governments or partners with WFP support) to improve their food security	Number				1,192,850
					Number of people reached (by WFP, or by governments or partners with WFP support) in the context of emergency and protracted crisis response	Number				499,816
Prevalence of malnutrition among children under 5 years of age, by type (wasting and overweight)	% wasting			5.8	Number of people reached (by WFP, or by governments or partners with WFP support) with interventions to prevent and treat malnutrition (moderate acute malnutrition)	Number	45,223	40,031	85,254	
Average income of small-scale food producers, by sex and indigenous status	US\$				Number of small-scale food producers reached (by WFP, or by governments or partners with WFP support) with interventions that contribute to improved incomes	Number	18,878	16,085	34,963	
Proportion of agricultural area under productive and sustainable agriculture	%				Number of hectares of land rehabilitated (by WFP, or by governments or partners with WFP support)	Ha			475.27	

## Beneficiaries by Age Group

Beneficiary Category	Gender	Planned	Actual	% Actual vs. Planned
Total Beneficiaries	male	626,903	588,941	94%
	female	736,264	603,909	82%
	total	1,363,167	1,192,850	88%
By Age Group				
0-23 months	male	44,539	37,268	84%
	female	51,661	41,736	81%
	total	96,200	79,004	82%
24-59 months	male	60,616	55,507	92%
	female	68,591	55,125	80%
	total	129,207	110,632	86%
5-11 years	male	106,614	154,054	144%
	female	118,993	143,126	120%
	total	225,607	297,180	132%
12-17 years	male	67,025	94,712	141%
	female	79,451	95,616	120%
	total	146,476	190,328	130%
18-59 years	male	323,953	227,723	70%
	female	384,015	244,370	64%
	total	707,968	472,093	67%
60+ years	male	24,156	19,677	81%
	female	33,553	23,936	71%
	total	57,709	43,613	76%

## Beneficiaries by Residence Status

Residence Status	Planned	Actual	% Actual vs. Planned
Resident	604,631	490,580	81%
Refugee	13,236	2,686	20%
Returnee	5,294	219,285	4142%
IDP	740,005	480,300	65%

## Annual Food Transfer

Commodities	Planned Distribution (mt)	Actual Distribution (mt)	% Actual vs. Planned
Everyone has access to food			
Strategic Outcome: Strategic Outcome 01			
Maize	54	1,113	2055%
Maize Meal	711	11,909	1674%

Commodities	Planned Distribution (mt)	Actual Distribution (mt)	% Actual vs. Planned
Rice	35,437	16,236	46%
Sorghum/Millet	0	1,108	-
Biscuits	0	43	-
BP5 Emergency Rations	0	535	-
Corn Soya Blend	5,860	3,482	59%
High Energy Biscuits	389	94	24%
High Energy Supplements	0	7	-
LNS	0	12	-
Ready To Use Supplementary Food	0	3	-
Ready To Use Therapeutic Food	42	0	0%
Iodised Salt	546	132	24%
Olive Oil	0	4	-
Vegetable Oil	3,687	3,756	102%
Beans	1,877	2,999	160%
Peas	0	18	-
Split Lentils	0	43	-
Split Peas	7,634	5,946	78%
No one suffers from malnutrition			
Strategic Outcome: Strategic Outcome 02			
Maize Meal	63	238	378%
Rice	718	161	22%
BP5 Emergency Rations	0	0	-
Corn Soya Blend	3,444	978	28%
High Energy Biscuits	0	4	-
LNS	0	79	-
Ready To Use Supplementary Food	340	225	66%
Iodised Salt	19	4	19%
Vegetable Oil	168	60	36%
Beans	218	28	13%
Split Peas	37	100	270%
Smallholders have improved food security and nutrition			
Strategic Outcome: Strategic Outcome 03			
Maize Meal	892	110	12%
Rice	1,238	477	39%
Sorghum/Millet	0	72	-
Iodised Salt	53	16	31%
Vegetable Oil	213	108	51%
Beans	0	142	-
Split Lentils	0	6	-

Commodities	Planned Distribution (mt)	Actual Distribution (mt)	% Actual vs. Planned
Split Peas	639	150	24%
Countries have strengthened capacity to implement the SDGs			
Strategic Outcome: Strategic Outcome 04			
Vegetable Oil	0	0	-
Split Peas	0	1	-

## Annual Cash Based Transfer and Commodity Voucher

Modality	Planned Distribution (CBT)	Actual Distribution (CBT)	% Actual vs. Planned
Everyone has access to food			
Value Voucher	18,831,150	12,700,888	67%
No one suffers from malnutrition			
Value Voucher	1,153,845	525,009	46%
Smallholders have improved food security and nutrition			
Value Voucher	1,596,384	256,500	16%

## Strategic Outcome and Output Results

Strategic Outcome 01		Crisis-affected households and communities in targeted areas can meet their basic food and nutrition needs both during and in the aftermath of crises						
		- Crisis Response - Emergency Response - Nutrition Sensitive						
Activity 01	Provide general food distributions, nutritious food and/or cash based transfers to refugees, IDPs, returnees and crisis-affected host communities.	Beneficiary Group	Activity Tag		Planned	Actual		
Output A	Refugees, IDPs, returnees and crisis-affected host communities in food insecure regions, receive nutritious food or cash-based transfers to meet their basic food and nutrition needs							
A.1	<b>Beneficiaries receiving food transfers</b>	All	General Distribution	Female Male <b>Total</b>	290,194 259,806 550,000	326,014 308,495 634,509		
A.1	<b>Beneficiaries receiving cash-based transfers</b>	All	General Distribution	Female Male <b>Total</b>	105,525 94,475 200,000	99,862 92,948 192,810		
A.2	<b>Food transfers</b>			<b>MT</b>	52,149	46,085		
A.3	<b>Cash-based transfers</b>			<b>US\$</b>	18,831,150	12,700,889		
A.7	<b>Number of retailers participating in cash-based transfer programmes</b>							
	Number of retailers participating in cash-based transfer programmes		General Distribution	<b>retailer</b>	106			
Activity 02	Distribute emergency school meals to primary school children from crisis-affected families in targeted localities	Beneficiary Group	Activity Tag		Planned	Actual		
Output A	Children of refugees, IDPs, returnees and from crisis-affected host families attending primary schools receive a nutritious meal every day they attend school in order to meet basic food and nutrition needs and increase school enrolment							
A.1	<b>Beneficiaries receiving food transfers</b>	Students (primary schools)	School feeding (on-site)	Female Male <b>Total</b>	84,022 93,272 177,294	99,156 112,801 211,957		
A.2	<b>Food transfers</b>			<b>MT</b>	4,047	1,152		
A.5	<b>Quantity of non-food items distributed</b>							
	Value of non-food items distributed		School feeding (on-site)	<b>US\$</b>	400,000			
A.6	<b>Number of institutional sites assisted</b>							
	Number of institutional sites assisted		School feeding (on-site)	<b>site</b>	380			
A.9	<b>Average number of schooldays per month on which multi-fortified foods or at least 4 food groups were provided</b>							
	Average number of schooldays per month on which multi-fortified foods or at least 4 food groups were provided		School feeding (on-site)	<b>Days</b>	18			

Activity 13	Provide specialised nutritious food (BSFP) for the prevention of MAM among children aged 6 to 59 months in crisis affected areas,	Beneficiary Group	Activity Tag		Planned	Actual		
Output A	Children 6-59 months in targeted health districts receive Blanket Supplementary Feeding in order to prevent malnutrition							
A.2	<b>Food transfers</b>			<b>MT</b>	0	188		
Activity 14	Provide an integrated assistance package for the treatment of malnutrition to children 6 to 59 months, PLW/Girls and provide food by prescription to ART patients in crisis affected areas,	Beneficiary Group	Activity Tag		Planned	Actual		
Output A	Children 6-59, PLW, girls and ART clients receive a comprehensive package of nutrition services and sensitization on community measures in order to prevent and treat malnutrition							
A.1	<b>Beneficiaries receiving food transfers</b>	Children	Therapeutic Feeding (treatment of severe acute malnutrition)	Female Male <b>Total</b>	8,991 6,369 15,360			
A.2	<b>Food transfers</b>			<b>MT</b>	42	15		
<b>Outcome results</b>				<b>Baseline</b>	<b>End-CSP Target</b>	<b>2019 Target</b>	<b>2019 Follow-up value</b>	<b>2018 Follow-up value</b>
Children 6 - 23 months; Central African Republic								
<b>MAM Treatment Recovery rate</b>								
	Act 01: Provide general food distributions, nutritious food and/or cash based transfers to refugees, IDPs, returnees and crisis-affected host communities.	General Distribution	<b>Female</b> <b>Male</b> <b>Overall</b>	94.54 94.54 94.54		>75 >75 >75	97.70 97.70 97.70	
<b>MAM Treatment Mortality rate</b>								
	Act 01: Provide general food distributions, nutritious food and/or cash based transfers to refugees, IDPs, returnees and crisis-affected host communities.	General Distribution	<b>Female</b> <b>Male</b> <b>Overall</b>	0.03 0.03 0.03		<3 <3 <3	0.50 0.50 0.50	
<b>MAM Treatment Non-response rate</b>								
	Act 01: Provide general food distributions, nutritious food and/or cash based transfers to refugees, IDPs, returnees and crisis-affected host communities.	General Distribution	<b>Female</b> <b>Male</b> <b>Overall</b>	2.32 2.32 2.32		<15 <15 <15	0.40 0.40 0.40	
<b>MAM Treatment Default rate</b>								
	Act 01: Provide general food distributions, nutritious food and/or cash based transfers to refugees, IDPs, returnees and crisis-affected host communities.	General Distribution	<b>Female</b> <b>Male</b> <b>Overall</b>	3.11 3.11 3.11		<15 <15 <15	1.40 1.40 1.40	
<b>Proportion of children 6–23 months of age who receive a minimum acceptable diet</b>								

	Act 01: Provide general food distributions, nutritious food and/or cash based transfers to refugees, IDPs, returnees and crisis-affected host communities.	General Distribution	<b>Female</b> <b>Male</b> <b>Overall</b>				>30	
Children 6 - 23 months; Central African Republic; Commodity Voucher, Food								
<b>Proportion of children 6–23 months of age who receive a minimum acceptable diet</b>								
	Act 01: Provide general food distributions, nutritious food and/or cash based transfers to refugees, IDPs, returnees and crisis-affected host communities.	General Distribution	<b>Female</b> <b>Male</b> <b>Overall</b>				12.30	
Children 6 - 59 months; Central African Republic								
<b>Proportion of eligible population that participates in programme (coverage)</b>								
	Act 13: Provide specialised nutritious food (BSFP) for the prevention of MAM among children aged 6 to 59 months in crisis affected areas,	Prevention of acute malnutrition	<b>Female</b> <b>Male</b> <b>Overall</b>		82		>70 >70 >70	62 62 62
	Act 14: Provide an integrated assistance package for the treatment of malnutrition to children 6 to 59 months, PLW/Girls and provide food by prescription to ART patients in crisis affected areas,	Treatment of moderate acute malnutrition	<b>Female</b> <b>Male</b> <b>Overall</b>		456		>50 >50 >50	62 62 62
<b>Proportion of target population that participates in an adequate number of distributions (adherence)</b>								
	Act 13: Provide specialised nutritious food (BSFP) for the prevention of MAM among children aged 6 to 59 months in crisis affected areas,	Prevention of acute malnutrition	<b>Female</b> <b>Male</b> <b>Overall</b>		0		>66	3
IDPs, Refugees, Returnees and Severely Food Insecurity people; Central African Republic								
<b>Consumption-based Coping Strategy Index (Percentage of households with reduced CSI)</b>								
	Act 01: Provide general food distributions, nutritious food and/or cash based transfers to refugees, IDPs, returnees and crisis-affected host communities.	General Distribution	<b>Female</b> <b>Male</b> <b>Overall</b>	15.60 15.60 15.60			<14	
<b>Food Consumption Score – Nutrition</b>								
Percentage of households that consumed Hem Iron rich food daily (in the last 7 days)	Act 01: Provide general food distributions, nutritious food and/or cash based transfers to refugees, IDPs, returnees and crisis-affected host communities.	General Distribution	<b>Female</b> <b>Male</b> <b>Overall</b>	12.30 12.30 12.30			>12.20 >14.40 >13.60	1.30 2.70 2.30



Percentage of households that consumed Protein rich food daily (in the last 7 days)	Act 01: Provide general food distributions, nutritious food and/or cash based transfers to refugees, IDPs, returnees and crisis-affected host communities.	General Distribution	<b>Female</b> <b>Male</b> <b>Overall</b>	53.80 50.30 48.30		>53.80 >50.30 >48.30	41.90 42.80 42.60
Percentage of households that consumed Vit A rich food daily (in the last 7 days)	Act 01: Provide general food distributions, nutritious food and/or cash based transfers to refugees, IDPs, returnees and crisis-affected host communities.	General Distribution	<b>Female</b> <b>Male</b> <b>Overall</b>	75.80 74.40 73.60		>75.20 >75 >75.10	36.10 32.10 33.10
Percentage of households that never consumed Hem Iron rich food (in the last 7 days)	Act 01: Provide general food distributions, nutritious food and/or cash based transfers to refugees, IDPs, returnees and crisis-affected host communities.	General Distribution	<b>Female</b> <b>Male</b> <b>Overall</b>	15.20 18 19.60		<15.90 <18.90 <17.90	22.80 19.40 20.20
Percentage of households that never consumed Protein rich food (in the last 7 days)	Act 01: Provide general food distributions, nutritious food and/or cash based transfers to refugees, IDPs, returnees and crisis-affected host communities.	General Distribution	<b>Female</b> <b>Male</b> <b>Overall</b>	2.80 3.30 3.60		<2.80 <3.30 <3.60	2.60 3 2.90
Percentage of households that never consumed Vit A rich food (in the last 7 days)	Act 01: Provide general food distributions, nutritious food and/or cash based transfers to refugees, IDPs, returnees and crisis-affected host communities.	General Distribution	<b>Female</b> <b>Male</b> <b>Overall</b>	0.20 0.10 0.10		≤0 ≤0.10 ≤0.10	2.60 1.80 2
Percentage of households that sometimes consumed Hem Iron rich food (in the last 7 days)	Act 01: Provide general food distributions, nutritious food and/or cash based transfers to refugees, IDPs, returnees and crisis-affected host communities.	General Distribution	<b>Female</b> <b>Male</b> <b>Overall</b>	72.60 69.80 68.10		>71.90 >66.80 >68.50	75.90 78 77.40
Percentage of households that sometimes consumed Protein rich food (in the last 7 days)	Act 01: Provide general food distributions, nutritious food and/or cash based transfers to refugees, IDPs, returnees and crisis-affected host communities.	General Distribution	<b>Female</b> <b>Male</b> <b>Overall</b>	43.30 46.40 48.20		>44.40 >46.50 >45.80	55.50 54.10 54.50

Percentage of households that sometimes consumed Vit A rich food (in the last 7 days)	Act 01: Provide general food distributions, nutritious food and/or cash based transfers to refugees, IDPs, returnees and crisis-affected host communities.	General Distribution	<b>Female</b> <b>Male</b> <b>Overall</b>	24 25.50 26.30		>24.80 >24.90 >24.80	61.30 66.10 64.90
IDPs, Refugees, Returnees and Severly Food Insecurity people; Central African Republic; Commodity Voucher, Food							
<b>Consumption-based Coping Strategy Index (Percentage of households with reduced CSI)</b>							
	Act 01: Provide general food distributions, nutritious food and/or cash based transfers to refugees, IDPs, returnees and crisis-affected host communities.	General Distribution	<b>Female</b> <b>Male</b> <b>Overall</b>				14.13 14.59 14.48
<b>Minimum Dietary Diversity – Women</b>							
	Act 01: Provide general food distributions, nutritious food and/or cash based transfers to refugees, IDPs, returnees and crisis-affected host communities.	General Distribution	<b>Overall</b>				14
IDPs, Refugees, Returnees and Severly Food Insecurity people; Central African Republic; Food, Value Voucher							
<b>Food Consumption Score</b>							
Percentage of households with Acceptable Food Consumption Score	Act 01: Provide general food distributions, nutritious food and/or cash based transfers to refugees, IDPs, returnees and crisis-affected host communities.	General Distribution	<b>Female</b> <b>Male</b> <b>Overall</b>	68.41 67.76 67.98		≥72.21 ≥70.70 ≥71.17	68.60 72.10 71.20
Percentage of households with Borderline Food Consumption Score	Act 01: Provide general food distributions, nutritious food and/or cash based transfers to refugees, IDPs, returnees and crisis-affected host communities.	General Distribution	<b>Female</b> <b>Male</b> <b>Overall</b>	22.09 25.05 24.04		≥22.09 ≥25 ≥24.04	26.20 23.60 24.30
Percentage of households with Poor Food Consumption Score	Act 01: Provide general food distributions, nutritious food and/or cash based transfers to refugees, IDPs, returnees and crisis-affected host communities.	General Distribution	<b>Female</b> <b>Male</b> <b>Overall</b>	9.50 7.19 7.97		≤5.70 ≤4.30 ≤4.78	5.20 4.30 4.50
<b>Food Expenditure Share</b>							
	Act 01: Provide general food distributions, nutritious food and/or cash based transfers to refugees, IDPs, returnees and crisis-affected host communities.	General Distribution	<b>Female</b> <b>Male</b> <b>Overall</b>	72.09 60.28 64.30		≤72.09 ≤60.30 ≤64.30	75.10 67.40 70.40
<b>Minimum Dietary Diversity – Women</b>							
	Act 01: Provide general food distributions, nutritious food and/or cash based transfers to refugees, IDPs, returnees and crisis-affected host communities.	General Distribution	<b>Overall</b>	42.53		≥50	

Dietary Diversity Score							
	Act 01: Provide general food distributions, nutritious food and/or cash based transfers to refugees, IDPs, returnees and crisis-affected host communities.	General Distribution	<b>Female</b>	5.69		≥5.69	5.23
			<b>Male</b>	5.67		≥5.67	5.26
			<b>Overall</b>	5.67		≥5.67	5.27

Strategic Outcome 02		Vulnerable groups, including persons with disabilities, children, pregnant and lactating women and girl and malnourished ART clients living in target regions, have an improved nutritional status in line with national targets by 2020						- Resilience Building	
Activity 03	Implement Blanket Supplementary Feeding Programme (BSFP) for the prevention of MAM among children aged 6 to 23 months	Beneficiary Group	Activity Tag		Planned	Actual			
Output A	Children 6-23 months in targeted health districts receive Blanket Supplementary Feeding in order to prevent malnutrition								
A.1	<b>Beneficiaries receiving food transfers</b>	Children	Prevention of acute malnutrition	Female Male <b>Total</b>	37,115 32,938 70,053	30,696 26,485 57,181			
A.2	<b>Food transfers</b>			<b>MT</b>	2,666	886			
Activity 04	Provide a comprehensive package for the prevention and treatment of malnutrition to children with MAM aged 6 to 59 months, PLW/G and provide food by prescription to ART clients	Beneficiary Group	Activity Tag		Planned	Actual			
Output A	Children 6-59, PLW, girls and ART clients receive a comprehensive package of nutrition services and sensitization on community measures in order to prevent and treat malnutrition								
A.1	<b>Beneficiaries receiving food transfers</b>	ART clients	HIV/TB Care&treatment;	Female Male <b>Total</b>	2,210 710 2,920	2,379 1,184 3,563			
		Children	Treatment of moderate acute malnutrition	Female Male <b>Total</b>	37,836 12,164 50,000	14,527 13,546 28,073			
		Activity supporters	Therapeutic Feeding (treatment of severe acute malnutrition)	Female Male <b>Total</b>	775 250 1,025	1,773 904 2,677			
		Pregnant and lactating women	Treatment of moderate acute malnutrition	Female Male <b>Total</b>	19,000 0 19,000				

A.1	<b>Beneficiaries receiving cash-based transfers</b>	Activity supporters	HIV Care & treatment	Female Male <b>Total</b>		8,249 6,798 15,047		
		All	HIV/TB Care&treatment;	Female Male <b>Total</b>	10,581 4,419 15,000			
A.2	<b>Food transfers</b>			<b>MT</b>	1,224	438		
A.3	<b>Cash-based transfers</b>			<b>US\$</b>	1,153,845	525,009		
A.6	<b>Number of institutional sites assisted</b>							
	Number of institutional sites assisted		Treatment of moderate acute malnutrition	<b>site</b>	334			
Activity 06	Provide nutritious school meals to school children in targeted areas	Beneficiary Group	Activity Tag		Planned	Actual		
Output A	School-children receive nutritious home-grown school meals every day they attend school in order to meet their basic food and nutrition needs and increase school enrolment							
A.1	<b>Beneficiaries receiving food transfers</b>	Students (primary schools)	School feeding (on-site)	Female Male <b>Total</b>	25,862 28,709 54,571	14,850 15,150 30,000		
A.2	<b>Food transfers</b>			<b>MT</b>	1,115	552		
A.5	<b>Quantity of non-food items distributed</b>							
	Value of non-food items distributed		School feeding (on-site)	<b>US\$</b>	80,000			
A.6	<b>Number of institutional sites assisted</b>							
	Number of institutional sites assisted		School feeding (on-site)	<b>site</b>	76			
A.9	<b>Average number of schooldays per month on which multi-fortified foods or at least 4 food groups were provided</b>							
	Average number of schooldays per month on which multi-fortified foods or at least 4 food groups were provided		School feeding (on-site)	<b>Days</b>	18			
<b>Outcome results</b>				<b>Baseline</b>	<b>End-CSP Target</b>	<b>2019 Target</b>	<b>2019 Follow-up value</b>	<b>2018 Follow-up value</b>
Children 6 - 59 months; Central African Republic								
<b>Proportion of eligible population that participates in programme (coverage)</b>								
	Act 04: Provide a comprehensive package for the prevention and treatment of malnutrition to children with MAM aged 6 to 59 months, PLW/G and provide food by prescription to ART clients	Treatment of moderate acute malnutrition	<b>Female</b> <b>Male</b> <b>Overall</b>	456		>50 >50 >50	62 62 62	
Children 6-59 months; Central African Republic								
<b>Proportion of eligible population that participates in programme (coverage)</b>								

	Act 03: Implement Blanket Supplementary Feeding Programme (BSFP) for the prevention of MAM among children aged 6 to 23 months	Prevention of acute malnutrition	<b>Female</b> <b>Male</b> <b>Overall</b>				>70 >70 >70	62 62 62
<b>Proportion of target population that participates in an adequate number of distributions (adherence)</b>								
	Act 03: Implement Blanket Supplementary Feeding Programme (BSFP) for the prevention of MAM among children aged 6 to 23 months	Prevention of acute malnutrition	<b>Female</b> <b>Male</b> <b>Overall</b>		0		>66	3
<b>Proportion of children 6--23 months of age who receive a minimum acceptable diet</b>								
	Act 03: Implement Blanket Supplementary Feeding Programme (BSFP) for the prevention of MAM among children aged 6 to 23 months	Prevention of acute malnutrition	<b>Female</b> <b>Male</b> <b>Overall</b>				>30	12.30
IDPs, Refugees, Returnees, Residents; Central African Republic								
<b>MAM Treatment Recovery rate</b>								
	Act 04: Provide a comprehensive package for the prevention and treatment of malnutrition to children with MAM aged 6 to 59 months, PLW/G and provide food by prescription to ART clients	Treatment of moderate acute malnutrition	<b>Female</b> <b>Male</b> <b>Overall</b>	94.50 94.50 94.50	=97.70 =97.70 =97.70			97.70 97.70 97.70
<b>MAM Treatment Mortality rate</b>								
	Act 04: Provide a comprehensive package for the prevention and treatment of malnutrition to children with MAM aged 6 to 59 months, PLW/G and provide food by prescription to ART clients	Treatment of moderate acute malnutrition	<b>Female</b> <b>Male</b> <b>Overall</b>	0.03 0.03 0.03			<3 <3 <3	0.50 0.50 0.50
<b>MAM Treatment Non-response rate</b>								
	Act 04: Provide a comprehensive package for the prevention and treatment of malnutrition to children with MAM aged 6 to 59 months, PLW/G and provide food by prescription to ART clients	Treatment of moderate acute malnutrition	<b>Female</b> <b>Male</b> <b>Overall</b>	2.32 2.32 2.32			<15 <15 <15	0.40 0.40 0.40
<b>MAM Treatment Default rate</b>								
	Act 04: Provide a comprehensive package for the prevention and treatment of malnutrition to children with MAM aged 6 to 59 months, PLW/G and provide food by prescription to ART clients	Treatment of moderate acute malnutrition	<b>Female</b> <b>Male</b> <b>Overall</b>	3.10 3.10 3.10			<15 <15 <15	1.40 1.40 1.40
<b>Minimum Dietary Diversity – Women</b>								

	Act 04: Provide a comprehensive package for the prevention and treatment of malnutrition to children with MAM aged 6 to 59 months, PLW/G and provide food by prescription to ART clients	Treatment of moderate acute malnutrition	<b>Overall</b>	42.53		≥50	14
National FSN systems; Central African Republic							
<b>Number of national food security and nutrition policies, programmes and system components enhanced as a result of WFP capacity strengthening (new)</b>							
	Act 05: Provide capacity strengthening to health district authorities, health centre staff and community health workers (CHW) in programme design, implementation and monitoring to deliver the SUN agenda	Institutional capacity strengthening activities	<b>Overall</b>	0		>2	4

Strategic Outcome 03	Food-insecure women and men living in targeted areas of CAR have enhanced livelihoods to support the food security and nutrition needs of their households and communities by 2020	- Resilience Building						
		Activity 07	Beneficiary Group	Activity Tag		Planned	Actual	
	Provide smallholder farmers with transfers to support asset creation and technical assistance to increase their access to markets, including purchases from WFP supported school meals							
Output A	Smallholder households and communities living in at-risk environments benefit from restored and enhanced productive assets in order to improve their productivity and food security							
Output C	Women and men smallholders have increased access to markets in order to benefit from local value chains							
Output D	Smallholder farmers living in at-risk environments receive conditional transfers in order to support productive assets creation or restoration							
A.1	<b>Beneficiaries receiving food transfers</b>	All	Food assistance for asset	Female Male <b>Total</b>	95,712 84,737 180,449	53,316 53,182 106,498		
A.1	<b>Beneficiaries receiving cash-based transfers</b>	All	Food assistance for asset	Female Male <b>Total</b>	79,562 70,438 150,000	28,324 27,789 56,113		
A.2	<b>Food transfers</b>			<b>MT</b>	3,035	1,083		
A.3	<b>Cash-based transfers</b>			<b>US\$</b>	1,596,384	256,500		
A.3	<b>Total amount of cash transferred to targeted beneficiaries</b>							
	Amount of cash transferred by WFP through the special operation to participants		Service Delivery General	<b>US\$</b>	2,428,800			
A.5	<b>Quantity of non-food items distributed</b>							
	Value of non-food items distributed		Food assistance for asset	<b>US\$</b>	100			
C.1	<b>Number of people trained</b>							

	Number of people trained		Food assistance for asset	<b>individual</b>	300			
D.1	<b>Number of assets built, restored or maintained by targeted households and communities, by type and unit of measure</b>							
	Number of assets built, restored or maintained by targeted communities		Food assistance for asset	<b>Number</b>	80			
<b>Outcome results</b>				<b>Baseline</b>	<b>End-CSP Target</b>	<b>2019 Target</b>	<b>2019 Follow-up value</b>	<b>2018 Follow-up value</b>
All; Central African Republic								
<b>Value and volume of smallholder sales through WFP-supported aggregation systems</b>								
Value (USD)	Act 07: Provide smallholder farmers with transfers to support asset creation and technical assistance to increase their access to markets, including purchases from WFP supported school meals	Food assistance for asset	<b>Overall</b>				2003328	
Volume (MT)	Act 07: Provide smallholder farmers with transfers to support asset creation and technical assistance to increase their access to markets, including purchases from WFP supported school meals	Food assistance for asset	<b>Overall</b>	3936		=4500	4969	
<b>Value and volume of smallholder sales through WFP-supported aggregation systems</b>								
	Act 07: Provide smallholder farmers with transfers to support asset creation and technical assistance to increase their access to markets, including purchases from WFP supported school meals	Food assistance for asset	<b>Overall</b>			=4500	4969	
<b>Percentage of WFP food procured from smallholder farmer aggregation systems</b>								
	Act 07: Provide smallholder farmers with transfers to support asset creation and technical assistance to increase their access to markets, including purchases from WFP supported school meals	Food assistance for asset	<b>Overall</b>	10		=25	20	
<b>Consumption-based Coping Strategy Index (Percentage of households with reduced CSI)</b>								
	Act 07: Provide smallholder farmers with transfers to support asset creation and technical assistance to increase their access to markets, including purchases from WFP supported school meals	Food assistance for asset	<b>Female</b>	15.60		<15.60	14.10	
			<b>Male</b>	15.60		<15.60	14.60	
			<b>Overall</b>	15.60		<15.60	14.50	
<b>Livelihood-based Coping Strategy Index (Percentage of households using coping strategies)</b>								
Percentage of households not using livelihood based coping strategies	Act 07: Provide smallholder farmers with transfers to support asset creation and technical assistance to increase their access to markets, including purchases from WFP supported school meals	Food assistance for asset	<b>Overall</b>				32.40	
Percentage of households using crisis coping strategies	Act 07: Provide smallholder farmers with transfers to support asset creation and technical assistance to increase their access to markets, including purchases from WFP supported school meals	Food assistance for asset	<b>Overall</b>				19.10	

Percentage of households using emergency coping strategies	Act 07: Provide smallholder farmers with transfers to support asset creation and technical assistance to increase their access to markets, including purchases from WFP supported school meals	Food assistance for asset	<b>Overall</b>				15.70
Percentage of households using stress coping strategies	Act 07: Provide smallholder farmers with transfers to support asset creation and technical assistance to increase their access to markets, including purchases from WFP supported school meals	Food assistance for asset	<b>Overall</b>				32.80
<b>Proportion of the population in targeted communities reporting benefits from an enhanced asset base</b>							
	Act 07: Provide smallholder farmers with transfers to support asset creation and technical assistance to increase their access to markets, including purchases from WFP supported school meals	Food assistance for asset	<b>Overall</b>	50		≥80	80
All; Central African Republic; Food							
<b>Percentage of targeted smallholders selling through WFP-supported farmer aggregation systems</b>							
	Act 07: Provide smallholder farmers with transfers to support asset creation and technical assistance to increase their access to markets, including purchases from WFP supported school meals	Food assistance for asset	<b>Female</b>	60		≥80	81
			<b>Male</b>	60		≥65	72
			<b>Overall</b>	60		≥75	76.50
<b>Rate of smallholder post-harvest losses</b>							
	Act 07: Provide smallholder farmers with transfers to support asset creation and technical assistance to increase their access to markets, including purchases from WFP supported school meals	Food assistance for asset	<b>Overall</b>	25		≤10	21
IDPs, Returnees, Severely Food Insecure People; Central African Republic							
<b>Food Consumption Score</b>							
Percentage of households with Acceptable Food Consumption Score	Act 07: Provide smallholder farmers with transfers to support asset creation and technical assistance to increase their access to markets, including purchases from WFP supported school meals	Food assistance for asset	<b>Female</b>			≥7	50
			<b>Male</b>			≥3.80	71.40
			<b>Overall</b>			≥4.60	68.80
Percentage of households with Borderline Food Consumption Score	Act 07: Provide smallholder farmers with transfers to support asset creation and technical assistance to increase their access to markets, including purchases from WFP supported school meals	Food assistance for asset	<b>Female</b>			≤47.50	50
			<b>Male</b>			≤25.60	21.40
			<b>Overall</b>			≤31	25
Percentage of households with Poor Food Consumption Score	Act 07: Provide smallholder farmers with transfers to support asset creation and technical assistance to increase their access to markets, including purchases from WFP supported school meals	Food assistance for asset	<b>Female</b>			≤45.50	0
			<b>Male</b>			≤70.60	7.10
			<b>Overall</b>			≤64.40	6.30
<b>Consumption-based Coping Strategy Index (Average)</b>							



	Act 07: Provide smallholder farmers with transfers to support asset creation and technical assistance to increase their access to markets, including purchases from WFP supported school meals	Food assistance for asset	<b>Female</b> <b>Male</b> <b>Overall</b>					16 17.50 17.30
<b>Food expenditure share</b>								
	Act 07: Provide smallholder farmers with transfers to support asset creation and technical assistance to increase their access to markets, including purchases from WFP supported school meals	Food assistance for asset	<b>Female</b> <b>Male</b> <b>Overall</b>					75.10 67.40 70.40
IDPs, Returnees, Severely Food Insecure People; Central African Republic; Food, Value Voucher								
<b>Food Consumption Score</b>								
Percentage of households with Acceptable Food Consumption Score	Act 07: Provide smallholder farmers with transfers to support asset creation and technical assistance to increase their access to markets, including purchases from WFP supported school meals	Food assistance for asset	<b>Female</b> <b>Male</b> <b>Overall</b>	7 3.80 4.60				
Percentage of households with Borderline Food Consumption Score	Act 07: Provide smallholder farmers with transfers to support asset creation and technical assistance to increase their access to markets, including purchases from WFP supported school meals	Food assistance for asset	<b>Female</b> <b>Male</b> <b>Overall</b>	47.50 25.60 31				
Percentage of households with Poor Food Consumption Score	Act 07: Provide smallholder farmers with transfers to support asset creation and technical assistance to increase their access to markets, including purchases from WFP supported school meals	Food assistance for asset	<b>Female</b> <b>Male</b> <b>Overall</b>	45.50 70.60 64.40				
<b>Consumption-based Coping Strategy Index (Average)</b>								
	Act 07: Provide smallholder farmers with transfers to support asset creation and technical assistance to increase their access to markets, including purchases from WFP supported school meals	Food assistance for asset	<b>Female</b> <b>Male</b> <b>Overall</b>	17.59 14.01 14.89		≤17.59 ≤14.01 ≤14.89		
<b>Food expenditure share</b>								
	Act 07: Provide smallholder farmers with transfers to support asset creation and technical assistance to increase their access to markets, including purchases from WFP supported school meals	Food assistance for asset	<b>Female</b> <b>Male</b> <b>Overall</b>	68.20 52.90 56.70		≤68.20 ≤52.90 ≤56.70		

Strategic Outcome 04		National and subnational institutions have strengthened capacities to establish an adequate social protection system and manage food security and nutrition policies and programmes by 2020		- Root Causes				
Activity 08	Provide capacity strengthening in zero hunger policies, strategic planning and delivery of programmes to public officials	Beneficiary Group	Activity Tag		Planned	Actual		
Output C, I, K, M	Vulnerable populations, including persons with disabilities, benefit from national and local social safety nets, including in-kind and cash based transfers and livelihood support in order to improve food security							
C.1	<b>Number of people trained</b>							
	Number of people trained		Institutional capacity strengthening activities	<b>individual</b>	100			
C.2	<b>Number of capacity development activities provided</b>							
	Number of capacity development activities provided for the expansion of School Feeding and food diversification.		Institutional capacity strengthening activities	<b>activity</b>	10			
I.1	<b>Number of policy engagement strategies developed/implemented</b>							
	Number of policy engagement strategies developed/implemented		Institutional capacity strengthening activities	<b>policy</b>	1			
K.1	<b>Number of partners supported</b>							
	Number of partners supported		Institutional capacity strengthening activities	<b>partner</b>	5			
M.1	<b>Number of national coordination mechanisms supported</b>							
	Number of national coordination mechanisms supported		Institutional capacity strengthening activities	<b>unit</b>	1			
Activity 09	Provide capacity strengthening to the government to establish a national social safety net platform in collaboration with World Bank and MINEPC, informed by national and sub-national Zero Hunger data, monitoring and accountability systems	Beneficiary Group	Activity Tag		Planned	Actual		
A.2	<b>Food transfers</b>			<b>MT</b>	0	1		
<b>Outcome results</b>				<b>Baseline</b>	<b>End-CSP Target</b>	<b>2019 Target</b>	<b>2019 Follow-up value</b>	<b>2018 Follow-up value</b>
National institutions; Central African Republic								
<b>Number of national food security and nutrition policies, programmes and system components enhanced as a result of WFP capacity strengthening (new)</b>								

	Act 08: Provide capacity strengthening in zero hunger policies, strategic planning and delivery of programmes to public officials	Institutional capacity strengthening activities	<b>Overall</b>	0	>2	4
--	---	---	----------------	---	----	---

Strategic Outcome 05	Humanitarian community (partners and donors) have enhanced capacity to reach and operate in areas of humanitarian crisis all year-round	- Crisis Response						
Activity 10	Provide common logistic and ETC services to government, UN and NGO partners, to run effective field operations and provide for staff security	Beneficiary Group	Activity Tag		Planned	Actual		
Output H	Targeted populations benefit from common logistic and ETC services provided by WFP to partners, in order to receive humanitarian and development assistance							
H.2	<b>Number of WFP-led clusters operational, by type</b>							
	Number of WFP-led clusters operational		Service Delivery General	<b>unit</b>	2			
H.4	<b>Total volume of cargo transported</b>							
	Quantity (mt) of cargo transported		Service Delivery General	<b>Mt</b>	5,700			
H.8	<b>Number of emergency telecoms and information and communications technology (ICT) systems established, by type</b>							
	Number of emergency telecoms and information and communications technology (ICT) systems established		Logistics Cluster	<b>system</b>	20			
Activity 11	Provide Humanitarian Air Services to all partners until appropriate alternatives are available	Beneficiary Group	Activity Tag		Planned	Actual		
Output H	Vulnerable populations in targeted areas benefit from air services provided by WFP to partners, in order to receive adequate assistance							
H.10	<b>Number of humanitarian workers provided health services, by agency and type</b>							
	Number of humanitarian workers provided health services		Service Delivery General	<b>individual</b>	31			
H.4	<b>Total volume of cargo transported</b>							
	Quantity (mt) of cargo transported		Service Delivery General	<b>Mt</b>	360			
H.5	<b>Percentage of cargo capacity offered against total capacity requested</b>							
	Percentage of cargo capacity offered against total capacity requested		Service Delivery General	<b>%</b>	100			
H.6	<b>Percentage of payload delivered against available capacity</b>							

	Percentage of payload delivered against available capacity		Service Delivery General	%	100			
H.7	<b>Total number of passengers transported</b>							
	Number of passengers transported		Service Delivery General	<b>individual</b>	21,600			
Activity 12	Provide bilateral logistics services to partners for 'in country' supply chain for three health programmes (Malaria, TB & HIV/AIDS) in the Central African Republic.	Beneficiary Group	Activity Tag		Planned	Actual		
Output H	Targeted populations benefit from common logistics and ETC services provided by WFP to partners to enable them to provide humanitarian and development assistance							
H.1	<b>Number of shared services provided, by type</b>							
	Number of services provided		Service Delivery General	<b>service</b>	3			
H.10	<b>Number of humanitarian workers provided health services, by agency and type</b>							
	Number of humanitarian workers provided health services		Service Delivery General	<b>individual</b>	3			
H.12	<b>Number of complementary services provided by type and by organization</b>							
	Number of partner organizations participating in the cluster system nationally		Service Delivery General	<b>agency/organization</b>	1			
H.4	<b>Total volume of cargo transported</b>							
	Volume (m3) of cargo transported		Service Delivery General	<b>m3</b>	2,118			
<b>Outcome results</b>				<b>Baseline</b>	<b>End-CSP Target</b>	<b>2019 Target</b>	<b>2019 Follow-up value</b>	<b>2018 Follow-up value</b>
Humanitarian actors; Central African Republic								
<b>User satisfaction rate</b>								
	Act 10: Provide common logistic and ETC services to government, UN and NGO partners, to run effective field operations and provide for staff security	Emergency Telecommunication Cluster	<b>Overall</b>	80	=90	=90	72	
	Act 11: Provide Humanitarian Air Services to all partners until appropriate alternatives are available	Humanitarian Air Service	<b>Overall</b>	80	=85	=85	85	
	Act 12: Provide bilateral logistics services to partners for 'in country' supply chain for three health programmes (Malaria, TB & HIV/AIDS) in the Central African Republic.	Logistics Cluster	<b>Overall</b>	100	=85	=85	100	

## Cross-cutting Indicators

Affected populations are able to benefit from WFP programmes in a manner that ensures and promotes their safety, dignity and integrity								
Proportion of targeted people accessing assistance without protection challenges								
Target group, Location, Modalities	Activity Number	Activity Tag	Female/Male/Overall	Baseline	End-CSP Target	2019 Target	2019 Follow-up value	2018 Follow-up value
IDPs, Refugees, Returnees, Residents; Central African Republic; Commodity Voucher, Food	Act 01: Provide general food distributions, nutritious food and/or cash based transfers to refugees, IDPs, returnees and crisis-affected host communities.	General Distribution	Female Male Overall				97 97.50 97.20	
Proportion of targeted people having unhindered access to WFP programmes (new)								
Target group, Location, Modalities	Activity Number	Activity Tag	Female/Male/Overall	Baseline	End-CSP Target	2019 Target	2019 Follow-up value	2018 Follow-up value
IDPs, Refugees, Returnees, Residents; Central African Republic	Act 01: Provide general food distributions, nutritious food and/or cash based transfers to refugees, IDPs, returnees and crisis-affected host communities.	General Distribution	Female Male Overall	<b>96.90</b> <b>97.70</b> <b>97.20</b>	=100 =100 =100			
IDPs, Refugees, Returnees, Residents; Central African Republic; Commodity Voucher, Food	Act 01: Provide general food distributions, nutritious food and/or cash based transfers to refugees, IDPs, returnees and crisis-affected host communities.	General Distribution	Female Male Overall				96.90 97.70 97.20	
Proportion of targeted people receiving assistance without safety challenges (new)								
Target group, Location, Modalities	Activity Number	Activity Tag	Female/Male/Overall	Baseline	End-CSP Target	2019 Target	2019 Follow-up value	2018 Follow-up value
IDPs, Refugees, Returnees, Residents; Central African Republic	Act 01: Provide general food distributions, nutritious food and/or cash based transfers to refugees, IDPs, returnees and crisis-affected host communities.	General Distribution	Female Male Overall	<b>97</b> <b>97</b> <b>97</b>	=100 =100 =100		97 97.50 97.20	
Proportion of targeted people who report that WFP programmes are dignified (new)								
Target group, Location, Modalities	Activity Number	Activity Tag	Female/Male/Overall	Baseline	End-CSP Target	2019 Target	2019 Follow-up value	2018 Follow-up value
IDPs, Refugees, Returnees, Residents; Central African Republic	Act 01: Provide general food distributions, nutritious food and/or cash based transfers to refugees, IDPs, returnees and crisis-affected host communities.	General Distribution	Female Male Overall	<b>94.50</b> <b>94.70</b> <b>94.60</b>	=100 =100 =100			

IDPs, Refugees, Returnees, Residents; Central African Republic; Commodity Voucher, Food	Act 01: Provide general food distributions, nutritious food and/or cash based transfers to refugees, IDPs, returnees and crisis-affected host communities.	General Distribution	Female					94.50
			Male					94.70
			Overall					94.60

### Improved gender equality and women's empowerment among WFP-assisted population

#### Proportion of households where women, men, or both women and men make decisions on the use of food/cash/vouchers, disaggregated by transfer modality

Target group, Location, Modalities	Activity Number	Activity Tag	Category	Female/Male/Overall	Baseline	End-CSP Target	2019 Target	2019 Follow-up value	2018 Follow-up value
IDPs, Refugees, Residents, Returnees; Central African Republic; Commodity Voucher, Food	Act 01: Provide general food distributions, nutritious food and/or cash based transfers to refugees, IDPs, returnees and crisis-affected host communities.	General Distribution	Decisions made by women	Overall				56.30	
			Decisions made by men	Overall				6.50	
			Decisions jointly made by women and men	Overall				37.30	

#### Type of transfer (food, cash, voucher, no compensation) received by participants in WFP activities, disaggregated by sex and type of activity

Target group, Location, Modalities	Activity Number	Activity Tag	Category	Female/Male/Overall	Baseline	End-CSP Target	2019 Target	2019 Follow-up value	2018 Follow-up value
IDPs, Refugees, Residents, Returnees; Central African Republic; Commodity Voucher, Food	Act 01: Provide general food distributions, nutritious food and/or cash based transfers to refugees, IDPs, returnees and crisis-affected host communities.	General Distribution		Female				100	
				Male				100	
				Overall				100	

### Affected populations are able to hold WFP and partners accountable for meeting their hunger needs in a manner that reflects their views and preferences

#### Proportion of assisted people informed about the programme (who is included, what people will receive, length of assistance)

Target group, Location, Modalities	Activity Number	Activity Tag	Female/Male/Overall	Baseline	End-CSP Target	2019 Target	2019 Follow-up value	2018 Follow-up value
------------------------------------	-----------------	--------------	---------------------	----------	----------------	-------------	----------------------	----------------------

IDPs, Refugees, Returnees, Residents; Central African Republic; Commodity Voucher, Food	Act 01: Provide general food distributions, nutritious food and/or cash based transfers to refugees, IDPs, returnees and crisis-affected host communities.	General Distribution	Female Male Overall				1.38 1.38 3	
---	--	----------------------	---------------------------	--	--	--	-------------------	--

**Proportion of project activities for which beneficiary feedback is documented, analysed and integrated into programme improvements**

Target group, Location, Modalities	Activity Number	Activity Tag	Female/Male/Overall	Baseline	End-CSP Target	2019 Target	2019 Follow-up value	2018 Follow-up value
IDPs, Refugees, Returnees, Residents; Central African Republic			Overall	7		=7	7	



## **World Food Programme**

Cover page photo © Cover photo © Bruno Djoyo

Community Engagement in Bossangoa

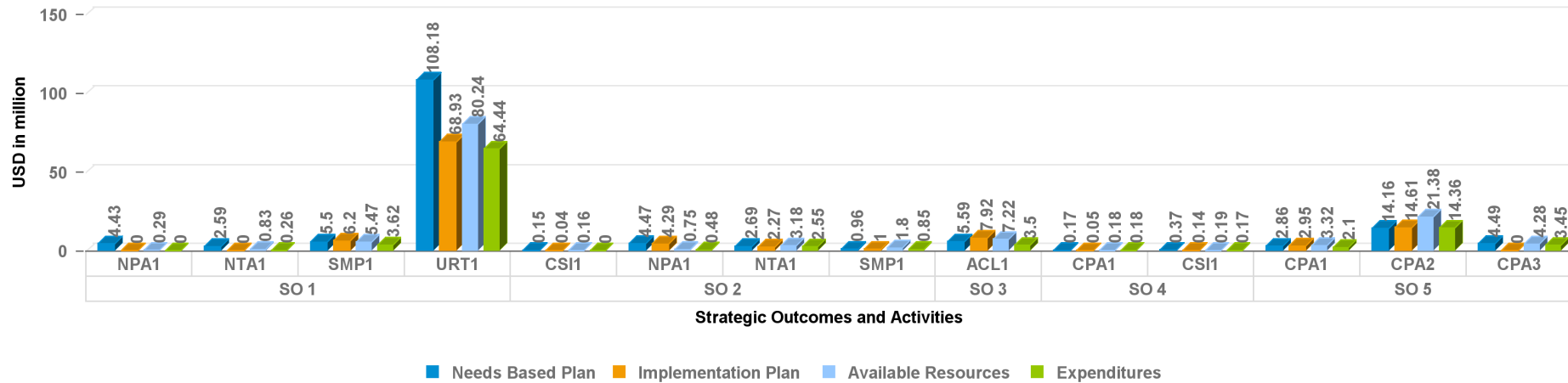
<https://www.wfp.org/countries/central-african-republic>

# Annual Country Report

## Gen.African Rep Country Portfolio Budget 2019 (2018-2020)

### Annual Financial Overview for the period 1 January to 31 December 2019 (Amount in USD)

#### Annual CPB Overview



Code	Strategic Outcome
SO 1	Crisis-affected households and communities in targeted areas can meet their basic food and nutrition needs both during and in the aftermath of crises
SO 2	Vulnerable groups, including persons with disabilities, children, pregnant and lactating women and girl and malnourished ART clients living in target regions, have an improved nutritional status in line with national targets by 2020
SO 3	Food-insecure women and men living in targeted areas of CAR have enhanced livelihoods to support the food security and nutrition needs of their households and communities by 2020
SO 4	National and subnational institutions have strengthened capacities to establish an adequate social protection system and manage food security and nutrition policies and programmes by 2020
SO 5	Humanitarian community (partners and donors) have enhanced capacity to reach and operate in areas of humanitarian crisis all year-round
Code	Country Activity Long Description
ACL1	Provide smallholder farmers with transfers to support asset creation and technical assistance to increase their access to markets, including purchases from WFP supported school meals
CPA1	Provide capacity strengthening to the government to establish a national social safety net platform in collaboration with World Bank and MINEPC, informed by national and sub-national Zero Hunger data, monitoring and accountability systems
CPA1	Provide common logistic and ETC services to government, UN and NGO partners, to run effective field operations and provide for staff security
CPA2	Provide Humanitarian Air Services to all partners until appropriate alternatives are available
CPA3	Provide bilateral logistics services to partners for 'in country' supply chain for three health programmes (Malaria, TB & HIV/AIDS) in the Central African Republic.
CSI1	Provide capacity strengthening in zero hunger policies, strategic planning and delivery of programmes to public officials
CSI1	Provide capacity strengthening to health district authorities, health centre staff and community health workers (CHW) in programme design, implementation and monitoring to deliver the SUN agenda
NPA1	Implement Blanket Supplementary Feeding Programme (BSFP) for the prevention of MAM among children aged 6 to 23 months
NPA1	Provide specialised nutritious food (BSFP) for the prevention of MAM among children aged 6 to 59 months in crisis affected areas,
NTA1	Provide a comprehensive package for the prevention and treatment of malnutrition to children with MAM aged 6 to 59 months, PLW/G and provide food by prescription to ART clients
NTA1	Provide an integrated assistance package for the treatment of malnutrition to children 6 to 59 months, PLW/Girls and provide food by prescription to ART patients in crisis affected areas,
SMP1	Distribute emergency school meals to primary school children from crisis-affected families in targeted localities
SMP1	Provide nutritious school meals to school children in targeted areas
URT1	Provide general food distributions, nutritious food and/or cash based transfers to refugees, IDPs, returnees and crisis-affected host communities.

# Annual Country Report

## Cen.African Rep Country Portfolio Budget 2019 (2018-2020)

### Annual Financial Overview for the period 1 January to 31 December 2019 (Amount in USD)

Strategic Result	Strategic Outcome	Activity	Needs Based Plan	Implementation Plan	Available Resources	Expenditures
		Non Activity Specific		0	6,771	
1	Crisis-affected households and communities in targeted areas can meet their basic food and nutrition needs both during and in the aftermath of crises	Provide specialised nutritious food (BSFP) for the prevention of MAM among children aged 6 to 59 months in crisis affected areas,	4,433,333	0	290,122	0
		Provide an integrated assistance package for the treatment of malnutrition to children 6 to 59 months, PLW/Girls and provide food by prescription to ART patients in crisis affected areas,	2,590,645	0	829,951	255,447
		Distribute emergency school meals to primary school children from crisis-affected families in targeted localities	5,499,391	6,197,874	5,467,119	3,619,866
		Provide general food distributions, nutritious food and/or cash based transfers to refugees, IDPs, returnees and crisis-affected host communities.	108,176,607	68,930,315	80,238,806	64,438,874
<b>Subtotal Strategic Result 1. Everyone has access to food (SDG Target 2.1)</b>			<b>120,699,977</b>	<b>75,128,189</b>	<b>86,832,769</b>	<b>68,314,188</b>
2	Vulnerable groups, including persons with disabilities, children, pregnant and lactating women and girl and malnourished ART clients living in target regions, have an improved nutritional status in line with national targets by 2020	Provide capacity strengthening to health district authorities, health centre staff and community health workers (CHW) in programme design, implementation and monitoring to deliver the SUN agenda	151,764	44,326	158,252	2,657

This computer generated report is certified by the Chief of Contribution Accounting and Donor Financial Reporting Branch (RMFC)

# Annual Country Report

## Cen.African Rep Country Portfolio Budget 2019 (2018-2020)

### Annual Financial Overview for the period 1 January to 31 December 2019 (Amount in USD)

Strategic Result	Strategic Outcome	Activity	Needs Based Plan	Implementation Plan	Available Resources	Expenditures
2	Vulnerable groups, including persons with disabilities, children, pregnant and lactating women and girl and malnourished ART clients living in target regions, have an improved nutritional status in line with national targets by 2020	Implement Blanket Supplementary Feeding Programme (BSFP) for the prevention of MAM among children aged 6 to 23 months	4,466,222	4,286,177	747,241	483,589
		Provide a comprehensive package for the prevention and treatment of malnutrition to children with MAM aged 6 to 59 months, PLW/G and provide food by prescription to ART clients	2,689,989	2,272,243	3,181,039	2,545,903
		Provide nutritious school meals to school children in targeted areas	963,312	1,002,635	1,797,602	853,974
		Non Activity Specific	0	0	517,602	0
<b>Subtotal Strategic Result 2. No one suffers from malnutrition (SDG Target 2.2)</b>			<b>8,271,287</b>	<b>7,605,382</b>	<b>6,401,736</b>	<b>3,886,122</b>

# Annual Country Report

## Cen.African Rep Country Portfolio Budget 2019 (2018-2020)

### Annual Financial Overview for the period 1 January to 31 December 2019 (Amount in USD)

Strategic Result	Strategic Outcome	Activity	Needs Based Plan	Implementation Plan	Available Resources	Expenditures
3	Food-insecure women and men living in targeted areas of CAR have enhanced livelihoods to support the food security and nutrition needs of their households and communities by 2020	Provide smallholder farmers with transfers to support asset creation and technical assistance to increase their access to markets, including purchases from WFP supported school meals	5,587,695	7,922,707	7,218,341	3,495,845
		Non Activity Specific	0	0	-34,537	0
<b>Subtotal Strategic Result 3. Smallholders have improved food security and nutrition (SDG Target 2.3)</b>			<b>5,587,695</b>	<b>7,922,707</b>	<b>7,183,804</b>	<b>3,495,845</b>
5	National and subnational institutions have strengthened capacities to establish an adequate social protection system and manage food security and nutrition policies and programmes by 2020	Provide capacity strengthening to the government to establish a national social safety net platform in collaboration with World Bank and MINEPC, informed by national and sub-national Zero Hunger data, monitoring and accountability systems	174,033	53,208	181,883	180,506
		Provide capacity strengthening in zero hunger policies, strategic planning and delivery of programmes to public officials	371,470	138,611	185,263	170,249
<b>Subtotal Strategic Result 5. Countries have strengthened capacity to implement the SDGs (SDG Target 17.9)</b>			<b>545,503</b>	<b>191,819</b>	<b>367,146</b>	<b>350,754</b>

# Annual Country Report

## Cen.African Rep Country Portfolio Budget 2019 (2018-2020)

### Annual Financial Overview for the period 1 January to 31 December 2019 (Amount in USD)

Strategic Result	Strategic Outcome	Activity	Needs Based Plan	Implementation Plan	Available Resources	Expenditures
8	Humanitarian community (partners and donors) have enhanced capacity to reach and operate in areas of humanitarian crisis all year-round	Provide common logistic and ETC services to government, UN and NGO partners, to run effective field operations and provide for staff security	2,858,057	2,951,519	3,324,720	2,097,858
		Provide Humanitarian Air Services to all partners until appropriate alternatives are available	14,162,300	14,607,355	21,383,480	14,363,406
		Provide bilateral logistics services to partners for 'in country' supply chain for three health programmes (Malaria, TB & HIV/AIDS) in the Central African Republic.	4,489,018	0	4,277,023	3,445,983
<b>Subtotal Strategic Result 8. Sharing of knowledge, expertise and technology strengthen global partnership support to country efforts to achieve the SDGs (SDG Target 17.16)</b>			<b>21,509,376</b>	<b>17,558,874</b>	<b>28,985,222</b>	<b>19,907,247</b>
		Non Activity Specific	0	0	536,799	0
<b>Subtotal Strategic Result</b>			<b>0</b>	<b>0</b>	<b>536,799</b>	<b>0</b>
<b>Total Direct Operational Cost</b>			<b>156,613,836</b>	<b>108,406,970</b>	<b>130,307,477</b>	<b>95,954,156</b>
<b>Direct Support Cost (DSC)</b>			<b>7,720,452</b>	<b>6,150,000</b>	<b>8,402,862</b>	<b>5,604,036</b>
<b>Total Direct Costs</b>			<b>164,334,288</b>	<b>114,556,970</b>	<b>138,710,339</b>	<b>101,558,192</b>
<b>Indirect Support Cost (ISC)</b>			<b>10,681,729</b>	<b>7,446,203</b>	<b>5,476,166</b>	<b>5,476,166</b>
<b>Grand Total</b>			<b>175,016,017</b>	<b>122,003,173</b>	<b>144,186,505</b>	<b>107,034,358</b>



Brian Ah Poe  
Chief

Contribution Accounting and Donor Financial Reporting Branch

## Columns Definition

---

### Needs Based Plan

Latest annual approved version of operational needs as of December of the reporting year. WFP's needs-based plans constitute an appeal for resources to implement operations which are designed based on needs assessments undertaken in collaboration with government counterparts and partners

### Implementation Plan

Implementation Plan as of January of the reporting period which represents original operational prioritized needs taking into account funding forecasts of available resources and operational challenges

### Available Resources

Unspent Balance of Resources carried forward, Allocated contribution in the current year, Advances and Other resources in the current year. It excludes contributions that are stipulated by donor for use in future years

### Expenditures

Monetary value of goods and services received and recorded within the reporting year

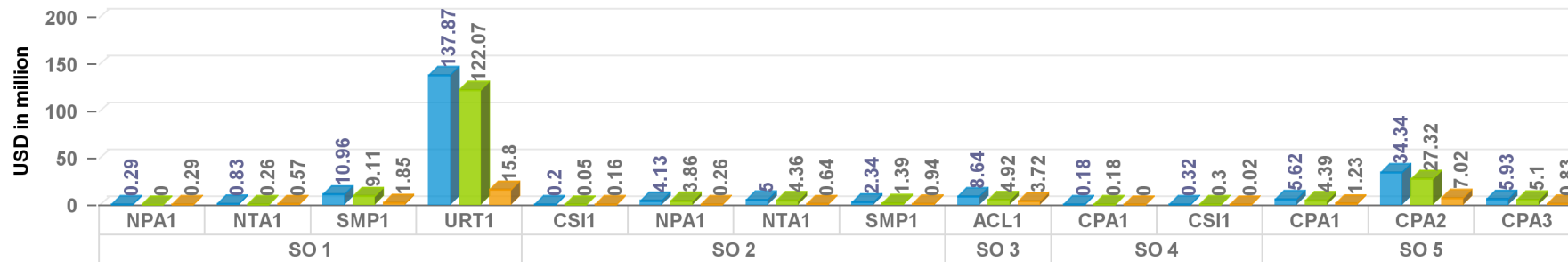


# Annual Country Report

## Gen.African Rep Country Portfolio Budget 2019 (2018-2020)

### Cumulative Financial Overview as at 31 December 2019 (Amount in USD)

#### Cumulative CPB Overview



#### Strategic Outcomes and Activities

■ Allocated Resources ■ Expenditures ■ Balance of Resources

Code	Strategic Outcome
SO 1	Crisis-affected households and communities in targeted areas can meet their basic food and nutrition needs both during and in the aftermath of crises
SO 2	Vulnerable groups, including persons with disabilities, children, pregnant and lactating women and girl and malnourished ART clients living in target regions, have an improved nutritional status in line with national targets by 2020
SO 3	Food-insecure women and men living in targeted areas of CAR have enhanced livelihoods to support the food security and nutrition needs of their households and communities by 2020
SO 4	National and subnational institutions have strengthened capacities to establish an adequate social protection system and manage food security and nutrition policies and programmes by 2020
SO 5	Humanitarian community (partners and donors) have enhanced capacity to reach and operate in areas of humanitarian crisis all year-round
Code	Country Activity - Long Description
ACL1	Provide smallholder farmers with transfers to support asset creation and technical assistance to increase their access to markets, including purchases from WFP supported school meals
CPA1	Provide capacity strengthening to the government to establish a national social safety net platform in collaboration with World Bank and MINEPC, informed by national and sub-national Zero Hunger data, monitoring and accountability systems
CPA1	Provide common logistic and ETC services to government, UN and NGO partners, to run effective field operations and provide for staff security
CPA2	Provide Humanitarian Air Services to all partners until appropriate alternatives are available
CPA3	Provide bilateral logistics services to partners for 'in country' supply chain for three health programmes (Malaria, TB & HIV/AIDS) in the Central African Republic.
CSI1	Provide capacity strengthening in zero hunger policies, strategic planning and delivery of programmes to public officials
CSI1	Provide capacity strengthening to health district authorities, health centre staff and community health workers (CHW) in programme design, implementation and monitoring to deliver the SUN agenda
NPA1	Implement Blanket Supplementary Feeding Programme (BSFP) for the prevention of MAM among children aged 6 to 23 months
NPA1	Provide specialised nutritious food (BSFP) for the prevention of MAM among children aged 6 to 59 months in crisis affected areas,
NTA1	Provide a comprehensive package for the prevention and treatment of malnutrition to children with MAM aged 6 to 59 months, PLW/G and provide food by prescription to ART clients
NTA1	Provide an integrated assistance package for the treatment of malnutrition to children 6 to 59 months, PLW/Girls and provide food by prescription to ART patients in crisis affected areas,

# Annual Country Report

## Cen.African Rep Country Portfolio Budget 2019 (2018-2020)

### Cumulative Financial Overview as at 31 December 2019 (Amount in USD)

Code	Country Activity - Long Description
SMP1	Distribute emergency school meals to primary school children from crisis-affected families in targeted localities
SMP1	Provide nutritious school meals to school children in targeted areas
URT1	Provide general food distributions, nutritious food and/or cash based transfers to refugees, IDPs, returnees and crisis-affected host communities.

# Annual Country Report

## Cen.African Rep Country Portfolio Budget 2019 (2018-2020)

### Cumulative Financial Overview as at 31 December 2019 (Amount in USD)

Strategic Result	Strategic Outcome	Activity	Needs Based Plan	Allocated Contributions	Advance and Allocation	Allocated Resources	Expenditures	Balance of Resources
1	Crisis-affected households and communities in targeted areas can meet their basic food and nutrition needs both during and in the aftermath of crises	Provide specialised nutritious food (BSFP) for the prevention of MAM among children aged 6 to 59 months in crisis affected areas,	4,433,333	290,122	0	290,122	0	290,122
		Provide an integrated assistance package for the treatment of malnutrition to children 6 to 59 months, PLW/Girls and provide food by prescription to ART patients in crisis affected areas,	2,590,645	829,951	0	829,951	255,447	574,504
		Distribute emergency school meals to primary school children from crisis-affected families in targeted localities	11,889,558	10,959,390	0	10,959,390	9,112,137	1,847,253
		Provide general food distributions, nutritious food and/or cash based transfers to refugees, IDPs, returnees and crisis-affected host communities.	193,259,598	131,965,192	5,901,100	137,866,292	122,066,360	15,799,932
		Non Activity Specific	0	6,771	0	6,771	0	6,771
<b>Subtotal Strategic Result 1. Everyone has access to food (SDG Target 2.1)</b>			<b>212,173,135</b>	<b>144,051,426</b>	<b>5,901,100</b>	<b>149,952,526</b>	<b>131,433,944</b>	<b>18,518,582</b>

# Annual Country Report

## Cen.African Rep Country Portfolio Budget 2019 (2018-2020)

### Cumulative Financial Overview as at 31 December 2019 (Amount in USD)

Strategic Result	Strategic Outcome	Activity	Needs Based Plan	Allocated Contributions	Advance and Allocation	Allocated Resources	Expenditures	Balance of Resources
2	Vulnerable groups, including persons with disabilities, children, pregnant and lactating women and girl and malnourished ART clients living in target regions, have an improved nutritional status in line with national targets by 2020	Provide capacity strengthening to health district authorities, health centre staff and community health workers (CHW) in programme design, implementation and monitoring to deliver the SUN agenda	301,147	204,160	0	204,160	48,564	155,596
		Implement Blanket Supplementary Feeding Programme (BSFP) for the prevention of MAM among children aged 6 to 23 months	10,776,531	4,125,333	0	4,125,333	3,861,682	263,651
		Provide a comprehensive package for the prevention and treatment of malnutrition to children with MAM aged 6 to 59 months, PLW/G and provide food by prescription to ART clients	3,591,398	5,000,133	0	5,000,133	4,364,996	635,137

# Annual Country Report

## Cen.African Rep Country Portfolio Budget 2019 (2018-2020)

### Cumulative Financial Overview as at 31 December 2019 (Amount in USD)

Strategic Result	Strategic Outcome	Activity	Needs Based Plan	Allocated Contributions	Advance and Allocation	Allocated Resources	Expenditures	Balance of Resources
2	Vulnerable groups, including persons with disabilities, children, pregnant and lactating women and girl and malnourished ART clients living in target regions, have an improved nutritional status in line with national targets by 2020	Provide nutritious school meals to school children in targeted areas	1,703,633	2,336,545	0	2,336,545	1,392,916	943,629
		Non Activity Specific	0	517,602	0	517,602	0	517,602
<b>Subtotal Strategic Result 2. No one suffers from malnutrition (SDG Target 2.2)</b>			<b>16,372,708</b>	<b>12,183,772</b>	<b>0</b>	<b>12,183,772</b>	<b>9,668,158</b>	<b>2,515,614</b>

# Annual Country Report

## Cen.African Rep Country Portfolio Budget 2019 (2018-2020)

### Cumulative Financial Overview as at 31 December 2019 (Amount in USD)

Strategic Result	Strategic Outcome	Activity	Needs Based Plan	Allocated Contributions	Advance and Allocation	Allocated Resources	Expenditures	Balance of Resources
3	Food-insecure women and men living in targeted areas of CAR have enhanced livelihoods to support the food security and nutrition needs of their households and communities by 2020	Provide smallholder farmers with transfers to support asset creation and technical assistance to increase their access to markets, including purchases from WFP supported school meals	13,596,526	8,641,532	0	8,641,532	4,919,035	3,722,497
		Non Activity Specific	0	-34,537	0	-34,537	0	-34,537
<b>Subtotal Strategic Result 3. Smallholders have improved food security and nutrition (SDG Target 2.3)</b>			<b>13,596,526</b>	<b>8,606,995</b>	<b>0</b>	<b>8,606,995</b>	<b>4,919,035</b>	<b>3,687,960</b>

# Annual Country Report

## Cen.African Rep Country Portfolio Budget 2019 (2018-2020)

### Cumulative Financial Overview as at 31 December 2019 (Amount in USD)

Strategic Result	Strategic Outcome	Activity	Needs Based Plan	Allocated Contributions	Advance and Allocation	Allocated Resources	Expenditures	Balance of Resources
5	National and subnational institutions have strengthened capacities to establish an adequate social protection system and manage food security and nutrition policies and programmes by 2020	Provide capacity strengthening to the government to establish a national social safety net platform in collaboration with World Bank and MINEPC, informed by national and sub-national Zero Hunger data, monitoring and accountability systems	277,033	181,883	0	181,883	180,506	1,378
		Provide capacity strengthening in zero hunger policies, strategic planning and delivery of programmes to public officials	806,581	315,498	0	315,498	300,484	15,014
<b>Subtotal Strategic Result 5. Countries have strengthened capacity to implement the SDGs (SDG Target 17.9)</b>			<b>1,083,613</b>	<b>497,381</b>	<b>0</b>	<b>497,381</b>	<b>480,990</b>	<b>16,391</b>



# Annual Country Report

## Cen.African Rep Country Portfolio Budget 2019 (2018-2020)

### Cumulative Financial Overview as at 31 December 2019 (Amount in USD)

Strategic Result	Strategic Outcome	Activity	Needs Based Plan	Allocated Contributions	Advance and Allocation	Allocated Resources	Expenditures	Balance of Resources
8	Humanitarian community (partners and donors) have enhanced capacity to reach and operate in areas of humanitarian crisis all year-round	Provide common logistic and ETC services to government, UN and NGO partners, to run effective field operations and provide for staff security	5,716,615	5,616,808	0	5,616,808	4,389,946	1,226,862
		Provide Humanitarian Air Services to all partners until appropriate alternatives are available	28,139,909	34,342,051	0	34,342,051	27,321,978	7,020,074
		Provide bilateral logistics services to partners for 'in country' supply chain for three health programmes (Malaria, TB & HIV/AIDS) in the Central African Republic.	7,509,447	5,931,189	0	5,931,189	5,100,149	831,040
<b>Subtotal Strategic Result 8. Sharing of knowledge, expertise and technology strengthen global partnership support to country efforts to achieve the SDGs (SDG Target 17.16)</b>			<b>41,365,971</b>	<b>45,890,048</b>	<b>0</b>	<b>45,890,048</b>	<b>36,812,073</b>	<b>9,077,975</b>
		Non Activity Specific	0	536,799	0	536,799	0	536,799
<b>Subtotal Strategic Result</b>			<b>0</b>	<b>536,799</b>	<b>0</b>	<b>536,799</b>	<b>0</b>	<b>536,799</b>
<b>Total Direct Operational Cost</b>			<b>284,591,954</b>	<b>211,766,422</b>	<b>5,901,100</b>	<b>217,667,522</b>	<b>183,314,200</b>	<b>34,353,321</b>
<b>Direct Support Cost (DSC)</b>			<b>15,442,217</b>	<b>11,842,751</b>	<b>245,456</b>	<b>12,088,208</b>	<b>9,289,382</b>	<b>2,798,825</b>
<b>Total Direct Costs</b>			<b>300,034,171</b>	<b>223,609,173</b>	<b>6,146,556</b>	<b>229,755,729</b>	<b>192,603,583</b>	<b>37,152,147</b>

This computer generated report is certified by the Chief of Contribution Accounting and Donor Financial Reporting Branch (RMFC)

07/02/2020 18:36:03

# Annual Country Report

## Cen.African Rep Country Portfolio Budget 2019 (2018-2020)

### Cumulative Financial Overview as at 31 December 2019 (Amount in USD)

Strategic Result	Strategic Outcome	Activity	Needs Based Plan	Allocated Contributions	Advance and Allocation	Allocated Resources	Expenditures	Balance of Resources
			19,502,221	12,161,704		12,161,704	12,161,704	0
			319,536,392	235,770,878	6,146,556	241,917,434	204,765,287	37,152,147

This donor financial report is interim



Brian Ah Poe  
Chief

Contribution Accounting and Donor Financial Reporting Branch

07/02/2020 18:36:03

## Columns Definition

---

### Needs Based Plan

Latest approved version of operational needs. WFP's needs-based plans constitute an appeal for resources to implement operations which are designed based on needs assessments undertaken in collaboration with government counterparts and partners

### Allocated Contributions

Allocated contributions include confirmed contributions with exchange rate variations, multilateral contributions, miscellaneous income, resource transferred, cost recovery and other financial adjustments (e.g. refinancing). It excludes internal advance and allocation and contributions that are stipulated by donor for use in future years.

### Advance and allocation

Internal advanced/allocated resources but not repaid. This includes different types of internal advance (Internal Project Lending or Macro-advance Financing) and allocation (Immediate Response Account)

### Allocated Resources

Sum of Allocated Contributions, Advance and Allocation

### Expenditures

Cumulative monetary value of goods and services received and recorded within the reporting period

### Balance of Resources

Allocated Resources minus Expenditures