

SAVING
LIVES

CHANGING
LIVES



Gambia

Annual Country Report 2019

Country Strategic Plan
2019 - 2021



World Food
Programme

Table of contents

Summary	3
Context and Operations	6
CSP financial overview	8
Programme Performance	9
Strategic outcome 01	9
Strategic outcome 02	9
Strategic outcome 03	11
Strategic outcome 04	12
Strategic outcome 05	13
Cross-cutting Results	15
Progress towards gender equality	15
Protection	15
Accountability to affected populations	15
Environment	15
The SUN Business Network	16
Data Notes	16
Figures and Indicators	18
WFP contribution to SDGs	18
Beneficiaries by Age Group	19
Beneficiaries by Residence Status	19
Annual Food Transfer	19
Annual Cash Based Transfer and Commodity Voucher	20
Strategic Outcome and Output Results	21
Cross-cutting Indicators	31

Summary

In 2019, WFP Gambia embarked on the first year of the country strategic plan (CSP 2019-2021), following the completion of its transitional interim country strategic plan (T-ICSP) at the end of 2018. Through the CSP, WFP enhances focus on capacity strengthening by enabling the Government to improve modalities and transition to national ownership of the school meals programme; coordinating resilience and nutrition interventions; supporting smallholder farmers and providing technical capacity strengthening for the National Disaster Management Agency (NDMA) for early-warning systems and preparedness.

This year, close to 31 percent of school children aged 4-12 years in all primary schools across the country continued to receive a daily mid-day hot meal approaching the CSP target of 42 percent. The Government of The Gambia increased its budgetary allocation towards school feeding to USD 1.8 million in comparison to about USD 600,000 previously allocated in 2018 covering two regions.

A 14.9 percent increase in the coverage level for prevention of moderate acute malnutrition (MAM) amongst children aged 6-23 months from 29,145 in 2018 to 34,259 was registered in the nutrition programme in 2019. As a evidence from assessments reported a decline in the number of children with acute malnutrition screened and provided treatment in the provincial regions (Upper River, Central River, Lower River and North Bank) across the country from 3,235 to 2,701 as per the screening period of April 2018 and 2019 respectively. In uplifting the nutritional status of people living with HIV/AIDS (PLHIVs), WFP in 2019 partnered with the Government and UNAIDS to provide specific food supplementation. A total of 4,171 PLHIVs have been provided rations.

In 2019, WFP supported the Government of The Gambia to conduct the Cost of Hunger in Africa (COHA) study which brings to the attention of policymakers the magnitude and consequence of child undernutrition on health, education, productivity, and most importantly the impact on the national economy. The Gambia COHA Report provides the evidence base to justify increased investment in nutrition but also compelling arguments to support the concept of human capital gain. The Gambia is estimated to have lost an equivalent of about GMD 3.956 billion (USD 83.4 million), which represented 5.1 percent of the GDP in 2018.

WFP expanded its partnership by providing its technical assistance to a private sector a partner to procure equipment internationally and to produce locally and process fortified nutritious, blended food products. This is expected to create a new dedicated business for The Gambia Horticultural Enterprises (GHE), as well as ensure an affordable nutritious product is available in the market. WFP also supported GHE to establish linkages with the Global Alliance for Improved Nutrition (GAIN) premix facility to procure vitamin and mineral premixes.

WFP also provided technical support for the African Risk Capacity (ARC) and held a premium of the ARC replica policy in The Gambia in 2019/20 ARC season, through the Kreditanstalt für Wiederaufbau (KfW) German bank for development, contribution. With the ARC, a payout could be between USD 1 and USD 3.4 million depending on the scale of the drought. However, 2019 was not seen as a dry enough season to be classed as such by the Africa Risk View so Gambia did not receive a payout.

Finally, WFP also received about 2,000Mts of rice from the Government of The Gambia to respond to increased food insecurity during the lean season, hence supporting over 120,000 beneficiaries. WFP was able to mobilize resources through the EDMF for associated costs. 100% of food recipients were women. Furthermore, during the windstorm emergency response where communities were devastated by heavy storms that rendered vulnerable families homeless and food insecure. WFP provided cash transfers through mobile money to about 56,000 beneficiaries, thereby mitigating impacts of engaging in negative coping mechanisms. This was an innovative approach using two local service providers, which coupled to strengthen the mobile money transfer capacity in the country.

321,877

Total Beneficiaries in 2019

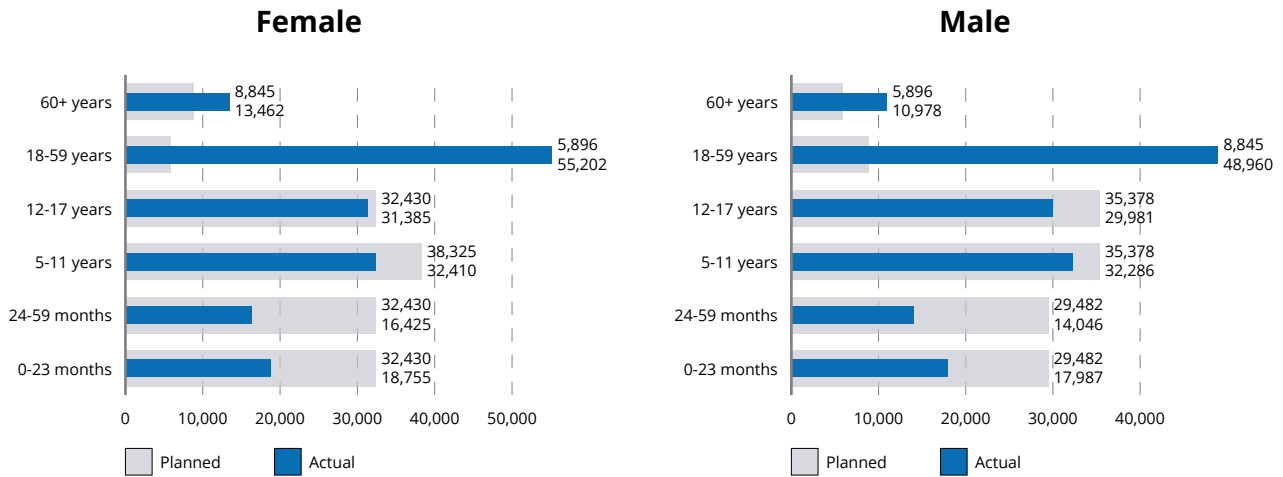


52% female

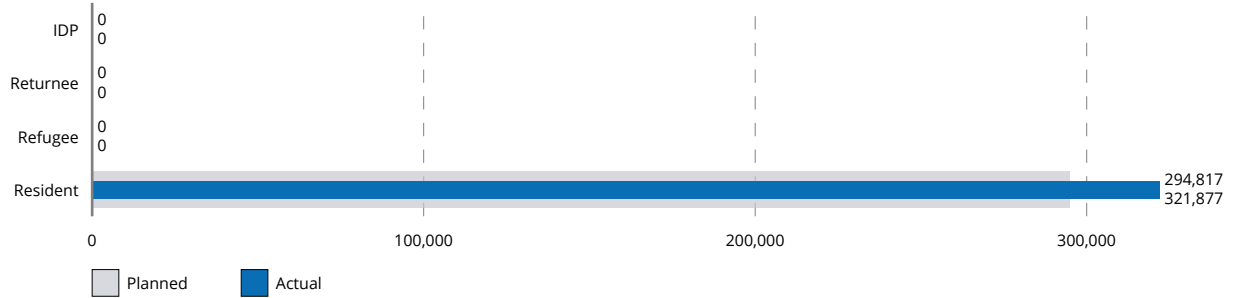


48% male

Beneficiaries by Sex and Age Group



Beneficiaries by Residence Status

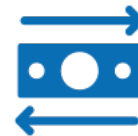


Total Food and CBT



3,517 mt

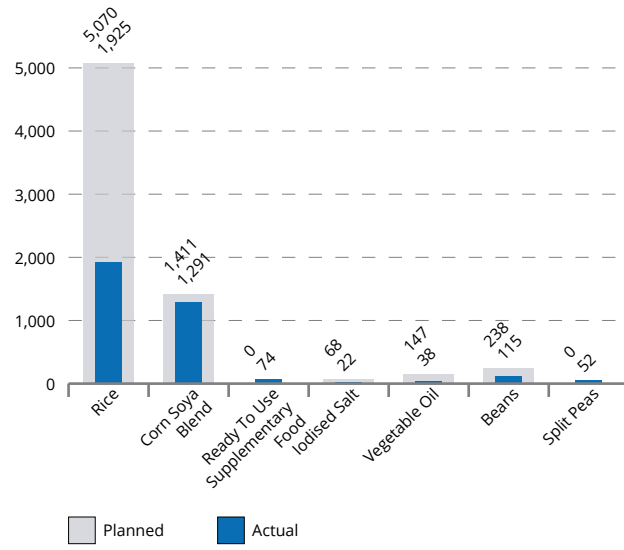
total actual food transferred in 2019
of 6,934 mt total planned




US\$ 504,273

total actual cash transferred in 2019
of \$US 1,491,498 total planned

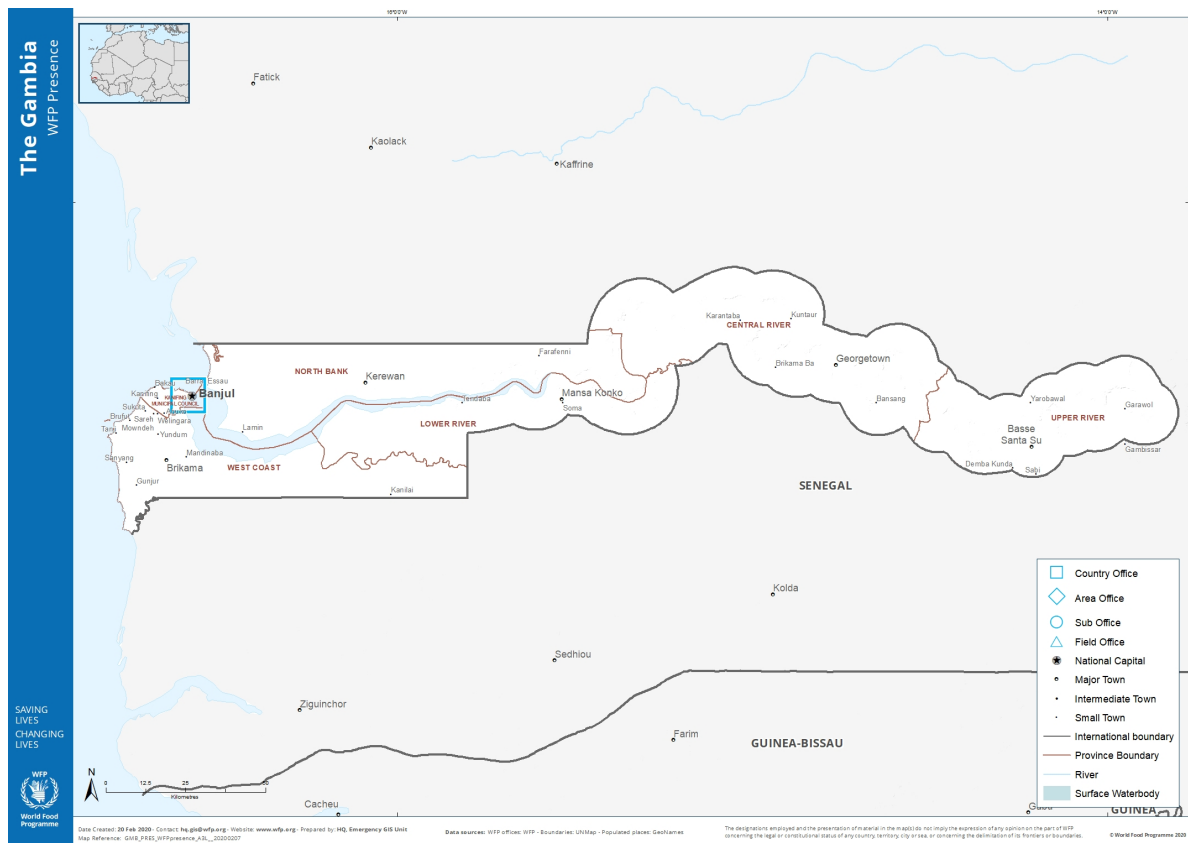
Annual Food Transfer



Annual Cash Based Transfer and Commodity Voucher



Context and Operations



The Gambia is at a transformative juncture following the 2016 change in leadership. The country is nonetheless, still grappling with a myriad of development challenges, namely, an insolvent economy, youth migration, and negative impacts of climate change.

Poverty in The Gambia remains deep and endemic. The country ranked 174 out of 189 in the Human Development Index (HDI) with 48 percent of the population is poor; living below USD 1.25 a day and the majority living in rural areas. The Gambia has registered some progress in improving the nutritional status of children, particularly in the reduction of the prevalence of stunting, wasting and underweight among children aged 0-59 months. Stunting was reduced from 24.5 percent [2] to 19 percent [1].

The country remains among the top 20 most vulnerable countries to climate change due to its low-lying topography, reliance on subsistence agriculture, and poor drainage systems. Rising sea levels has combined to escalate coastal erosion which continues to wear away the country's beaches, the main draw for tourism, which contributes around 40 percent of the country's economy. Tourism holds a vital role in actualizing the forecast of 5.4 percent of economic growth in 2019 [3]. However, the recent collapse of the British airliner Thomas Cook, which was responsible for bringing in 45 percent of all tourists, is likely to have a substantial impact on both direct and indirect revenues from tourism [4]. The rate of unemployment is still a major cause for concern especially for youth and women, with 40 percent of the youth unemployed, while 70 percent of women are engaged in subsistence agriculture.

Climate-related disasters, like droughts and erratic rainfall patterns, have increased the frequency and scale of shocks and accelerated environmental degradation. This has had devastating direct effects on large numbers of Gambian communities, including loss of livestock and eroded livelihood productivity, hunger, and indirect effects such as poverty and migration. Climate change effects are also aggravated by the consequences of human activities such as poor management of land and water resources, which in many cases are a result of ineffective coping strategies and contribute to land-related conflicts or severe degradation of productive arable land.

Furthermore, a heavy windstorm in June 2019 increased the general dryness and affected crop performance negatively across the country. Over 190 communities and 20,000 people (including 4000 children aged 0-59 months and 2000 pregnant and lactating women and girls (PLWG)) were affected by displacement, injuries, death, and destroyed livelihoods.

Currently, at least 212,522 people (approximately 26,566 households) are food insecure and in need of immediate food assistance in order to increase access to food [5]. Without immediate assistance, the food insecure population is projected to rise to more than 337,700 people.

The National Development Plan (NDP) emphasizes The Gambia's Government's aspiration to achieve "a modern, sustainable and market-oriented agriculture and livestock sector for increased food and nutrition security, income, and

employment generation, poverty reduction and economic transformation". To support the delivery of the NDP, several measures have been considered, including the improvement of the situation of agricultural and natural resources, social protection and nutrition development policy frameworks. Rolling out its new country strategic plan (CSP) in 2019, WFP focuses its activities on meeting the basic food and nutrition requirements of the most vulnerable communities. Under strategic outcomes 1 and 5, disaster risk management and resilience-building activities were conducted including support to the government to deliver the response to the lean season and strengthening national capacities in climate-smart adaptation as well as disaster risk reduction and emergency preparedness.

Under strategic outcome 2, WFP, continued to support the Government in strengthening its institutional capacity, policy frameworks and delivery systems towards national ownership for the implementation of the school feeding programme. This also focused on positioning school feeding as a key programme in delivering the Social Protection Policy 2015-2025. Within strategic outcome 3, under which WFP aimed to address the nutritional needs of PLWG, WFP continued activities focusing on both the treatment and prevention of malnutrition.

Across its activities, WFP worked closely with cooperating partners to ensure a timely, harmonised, and comprehensive response.

WFP is engaging the Government and other UN partners to support the creation of a Social Protection Secretariat and the development of social safety nets. The Scaling Up Nutrition (SUN) Business Network was launched in the second half of 2019 to galvanize support towards efficient nutrition policies in Gambia. Furthermore, WFP mobilized partnerships to build synergies for the implementation of risk reduction models that integrate asset creation, nutrition activities, education interventions, local purchases, early warning, climate-smart activities and disaster risk preparedness. WFP will continue to collaborate with government and other stakeholders to support the development of a social registry that ensures shock responsiveness. Engaging in these areas WFP will continue to apply its added value and opportunity to leverage upon its experience.

CSP financial overview

WFP received 92 percent of the total of the 2019 needs-based plan requirement of the country strategic plan (CSP), set at USD 12.3 million. Out of the received, 52 percent consisted of multiyear contributions (2017–2021), earmarked predictable funds received in 2017 and 48 percent of funds received within the second and third quarters of the year. Flexible multilateral funds were insignificant, and amounting to about 0.3 percent.

All the five strategic outcomes were resourced at 73 percent or more, except for strategic outcomes 4 (support to smallholder farmers) which was resourced at 46 percent. This enabled WFP to achieve key outcome targets under strategic outcome 1 (unconditional transfers to households - emergency response), 2 (school feeding), 3 (nutrition activities) and 5 (capacity strengthening of the national and sub-national institutions towards zero-hunger).

Proportionate to the needs-based plan, funds in 2019 were to a high degree earmarked towards all five strategic outcomes. About 36 percent of the contributions were earmarked towards the provision of school meals to children aged 5-13 years under strategic outcome 2, which has the highest needs-based requirement. Unconditional transfers to households during the emergency response (strategic outcome 1) received 27 percent of the 2019 funds covering 91 percent of the needs. Nutrition interventions for children 5–59 months, pregnant and lactating women and girls (PLWG) (under strategic outcome 3), received 23 percent of the total funding and covered 96 percent of the needed requirements. While the capacity strengthening of national and sub-national institutions towards zero-hunger (strategic outcome 3) received 11 percent of the funds which covered completely the requirements. Only 2 percent of funds covering 46 percent of the total requirements, were destined to support smallholder farmers (under strategic outcome 4).

In 2019, Germany was the largest donor to WFP's operations in The Gambia, together with European Commission, Gambian Government, the People's Republic of Korea and Mastercard providing a significant amount of funding.

While WFP initially planned to reach a total of 294,817 beneficiaries in 2019, implementation of activities under a resource-based prioritisation plan, reducing rations and period of assistance while increasing beneficiaries for some activities enabled to reach 128.6 percent of the initially planned beneficiaries. Furthermore, 80 percent and 75 percent of output and outcome indicators respectively met their annual targets. With the Government being a first time donor to WFP, contributing about USD\$2million, WFP provided matching funds from EDMP. The lean season response targeted under strategic outcome 1 reached more households during that critical period of food insecurity. With the expansion of cash-based transfers to all targeted schools by the second quarter of the year, 63 percent of the output indicators were met under strategic outcome 2. Expansion of cash-based transfers to schools also enabled the direct purchase of commodities from smallholder farmers increasing local procurement of the school feeding programme. WFP continued to build on the lessons learned on a holistic approach and as part of joint UN nutrition interventions under strategic outcome 3, thereby achieving three fourth of outcome indicators. Remarkable results in reducing stunting and malnutrition among supported beneficiaries and households are also observed. Multiple Indicator Cluster Surveys have shown a 4 percent decrease in the nutritional status of children. Despite the slow progress of capacity strengthening activities under Strategic Outcome 4 and 5, WFP supported regular vulnerability assessments (pre-season, pre- and post-harvest). WFP provided technical support to government in developing a national insurance policy within the Africa Risk Capacity preparing the country in the event of a large-scale drought. In 2019, WFP engaged the private sector on local production of fortified blended food, setting the ground for production in 2020.

Programme Performance

Strategic outcome 01

Crisis-affected populations, including those impacted by seasonal shocks are able to meet their basic food and nutrition needs during and in the aftermath of crises

Needs-based plan	Implementation plan	Available resources	Expenditures
\$3,271,900	\$0	\$2,605,878	\$1,672,809

The Gambia is among the countries most impacted by weather-related shocks over the past decade, activities under this strategic outcome WFP aims to support the government to mitigate increased vulnerability, restore livelihoods and provide emergency response assistance.

Strategic outcome 1 was a contingency plan to respond to potential shocks which were predicted to happen at least every two years. Therefore, the original implementation plan for 2019 was not costed. However, an impending slow onset of food insecurity crisis necessitated an earlier than plan response starting in May. In light of this, strategic outcome 1 was well funded through the Emerging Donor Matching Fund (EDMF) and the Government of The Gambia. There has been a persistent decline in food security in the country, according to the March 2019 Cadre Harmonise analysis, at least 450,000 people were food insecure and in need of immediate food assistance. Markets had tightened and household food consumption declined with the affected households increasingly adopting negative coping strategies as a result of the second successive poor harvest, coupled with rising prices, loss of livestock due to the foot and mouth disease epidemic and deterioration in terms of trade. Food assistance was required to mitigate further use of negative coping strategies (eating their seeds or resorting to early maturation of crops, further sale of productive assets, high-risk jobs, illegal migration) and food shortages at the household level.

In partnership with the Government and the Gambian Red Cross, WFP provided monthly food transfers to 120,720 individuals (15,026 households) during the months of May and June, targeting the five most food-insecure regions (Upper River, Central River, Lower River, North Bank, and West Coast) through the lean season response (LSR). About 24 percent of the population affected by food insecurity in the 2019 lean season benefited from the LSR, receiving 50kg of rice per household per month. Without this buffer, the food insecurity situation of the affected households would have deteriorated at a time of most need, and at the onset of a crisis – there is bound to be an increase in absenteeism, as families progressively resort to pulling children out of school to support economic activities, as a coping mechanism. It is also highly likely that the recent downward trends of malnutrition would have been rolled back. The food insecure population was projected to rise to more than 600,000 people by September 2019 if there was no intervention.

Furthermore, The Gambia experienced a heavy windstorm which resulted in damaged public infrastructure and homes in several communities within the central river and upper river regions. The windstorm also caused some fatalities, injuries, loss of livelihoods and displacement.

A multi-sectoral, life-saving assistance and recovery support to the affected populations was launched targeting 869 households in the affected regions. While the National Disaster Management Agency and the Gambian Red Cross provided food, shelter and sanitation materials, WFP follow-up with cash-based transfers to 869 households reaching 55,616 beneficiaries for the first time through e-money in collaboration with the only two mobile money network operators.

The first distribution of the windstorm response started in December 2019 and follow-up distributions will take place in 2020 therefore resources under this activity were not fully utilized.

WFP Gender and Age Marker	
CSP Activity	GAM Monitoring Code
Provide food assistance and SBCC-related trainings to crisis-affected populations and strengthen capacity of national partners to respond to crises.	4

Strategic outcome 02

Food insecure populations, including school-aged children have access to adequate and nutritious food all year-round

Needs-based plan	Implementation plan	Available resources	Expenditures
\$4,035,465	\$1,141,158	\$3,980,663	\$2,515,026



As a follow-up to the transitional interim country strategic plan (T-ICSP), the country strategic plan (CSP) in 2019 under strategic outcome 2 continued to target children from regions in the country with poor indicators in education, nutrition and food security. WFP Gambia continued to support the School Feeding Programme in the country which remains the oldest and largest safety net to date. An increase in resources in 2019 for the school feeding programme enabled WFP to scale up cash-based transfers (CBT) to cover all the 312 targeted schools. As a result from September to December 2019 the target of 602 kcal per meal, per child was achieved, providing the complete food basket comprising diversified, fresh local nutritious foods. This year, about 31 percent of school children aged 4-12 years in of all primary schools across the country continued to receive a daily mid-day hot meal nearing the CSP target of 42 percent.

Subsequent to the support provided to the Ministry of Basic and Secondary Education on the formulation of a school feeding policy in 2018, WFP focused, in 2019, on the re-enforcement of the transition process of national ownership of the school feeding programme. WFP continued to sustain dialogue with Ministries. At the central level, WFP has supported the government with exchange programmes to Egypt through south-south cooperation to share regional and international best practices on homegrown school feeding. WFP also supported the celebration of the Africa Day of School Feeding at the national level to strengthen awareness among national stakeholders on the importance of school feeding and its immense contribution to the capital development of the country. Included within the framework of the South-South Cooperation initiative, The Gambia receives technical assistance from the WFP Centre of Excellence Against Hunger in Brazil: in 2019, the centre conducted a mission to The Gambia in order to develop a resource mobilization project. The project aims at fostering institutional markets for smallholder agriculture by integrating it into social safety nets, especially in the area of school feeding. This initiative responds to the government's demand and is a new type of project that provides direct assistance to institutions and the WFP Country Office to mobilize resources for school feeding and other interventions.

Functional committees have been set up at middle and senior-level management of government to provide platforms for discussion on key issues on the transition road map including legal framework structure, institutional arrangements for home-grown school feeding implementation. School Feeding activities at the decentralized level continued to promote the full participation of parents and community members ensuring quality and accountability.

In efforts to demonstrate commitment towards national ownership of the School Feeding Programme in 2019, the Government of The Gambia increased its budgetary allocation for school feeding activities to cover two regions, to about USD 1.8 million in comparison to about USD 600,000 allocated in 2018. In addition, WFP continues to work with the government to open funding opportunities, with resources already available in 2020 for implementation.

Towards the second quarter of the year, WFP rolled out the full CBT model to an additional 180 Lower Basic Schools, bringing the total to 312 schools in 2019. The increase in CBT donations to schools also enlarged the potential market for local farmers and reinforced education institutions' access to cash, stimulating the rural economy and increasing incomes of farmers, most of whom are women. WFP injected into the local economy over USD 727,000 used to source food locally while supporting the local economy. Schools were able to buy rice, millet, cowpeas, fresh greens, dried fish, cassava and locust beans.

WFP expanded its partnerships by recruiting an additional two local Non-Governmental Organizations engaging them in capacity building for communities while improving the monitoring and reporting of all activities. This partnership has helped in intensifying the sensitization of communities on the importance of school health and nutrition. With more of these partners providing services, the use of the reporting tablet has also intensified.

Efforts to improve gender equality were put in place in both the implementation of activities and programmes, as well as within the management of those, by allocating 50 percent of all positions in all management committees to women. In the committees, women are responsible for functions relating to cash management and procurement of food commodities. The biggest improvement in terms of gender equality can be seen within schools, with an increased level of enrolment of girls. The positive results are attributed to the school feeding programme that has helped with the increased rate (standing at above 50 percent in all the 3 out of 4 regions supported by WFP of girls attending school regularly, while gender enrollment parity nationally stood at 1.02).

WFP Gender and Age Marker	
CSP Activity	GAM Monitoring Code
Provide school meals to pre-and primary school children vulnerable to food insecurity during the school year, and strengthen capacity of local government to manage school meal programmes as a national safety net.	4

Strategic outcome 03

Nutritionally vulnerable populations in targeted areas including children, pregnant and lactating women and girls have improved nutritional status in line with national targets.

Needs-based plan	Implementation plan	Available resources	Expenditures
\$2,512,603	\$2,238,844	\$2,409,746	\$2,387,534

WFP Gambia continued to provide food assistance and related technical services to improve the nutritional status of pregnant and lactating women and girls (PLWG) and children aged 0-59 months, through activities aimed at preventing and/or treating chronic malnutrition, to complement the Government's efforts in the management of nutrition-focused programs.

In 2019 WFP supported the Government of The Gambia in conducting the Cost of Hunger in Africa (COHA) study, which brings to the attention of policymakers the magnitude and consequence that child undernutrition can have on health, education, productivity, as well as the impact on the national economy. The study demonstrates the dire social and economic consequences of child undernutrition to the overall economy of The Gambia with an estimated loss of 5.1 percent of the GDP (USD 83.4 million) in 2018. Stunting related productivity losses constituted 4.7 percent of the GDP followed by health and education at 0.4 percent and 0.002 percent respectively. The report finds that positioning nutrition interventions as a top priority for human capital development has a lasting effect on the socio-economic development of a country.

The results further confirmed that by reducing stunting and underweight, the Government of The Gambia is more likely to incur in saving within the available budget. The study was supported by the European Commission, the UN Economic Commission for Africa, the Gambian Government and WFP.

Nutrition and hygiene education and counseling are a cornerstone to achieving improved and sustainable nutrition, health and wellbeing. WFP Gambia integrated a social and behavioural change (SBCC) component into food distribution activities to influence positive behaviour change related to nutrition and care practices in communities, reaching over 52,000 people. This was done through nutrition education and counseling to influence social norms and behaviours. The SBCC targeted district chiefs, heads of villages, traditional communicators, heads of households and village support groups targeting pregnant and lactating women and girls (PLWG) and caregivers. The SBCC is being expanded to villages with no access to non-primary health care (PHC) to promote equity.

WFP in collaboration with UNICEF and the Government conducted an annual active screening and registration of children with severe acute malnutrition (SAM) and moderate acute malnutrition (MAM) aged 0 to 59 months. In addition, the active screening also looked at the correlation between nutritional status and diarrhea, Vitamin A supplementation, deworming medication and Malaria. The screening covered about 64,000 children in over 1500 villages in the Lower River, North Bank, Central River, and Upper River regions, showing that there is a significant correlation between MAM with 4.1 percent of MAM affected children suffering from diarrhea and malaria in the first three months of the year. This information was used within the implementation of SBCC activities to promote health and hygiene which contributed to the continued decline of MAM cases of about 13.7 percent in 12 months. WFP used tablets to register the beneficiaries and related data in real-time, which helped to eliminate duplicates and controlled the double-counting. Recently, a QR code has been introduced as a new feature and serving as a unique ID for each beneficiary. This has greatly improved the effectiveness and efficiency of data collection and retrieval.

Through the treatment of MAM, 3,751 moderately malnourished children aged 6-59 months were provided with supplementary, 200g daily food rations of SuperCereal+ at the peak of the lean season in September through 266 distribution points sites across five project regions. On the other hand, 4,666 malnourished PLWGs in food-insecure households were provided with 200g of Super Cereal and 25g of fortified vegetable oil every month for treatment of moderate acute malnutrition (MAM) and persons living with HIV and tuberculosis (PLHIV-T). The sudden spike in MAM-affected children in September was a result of a pipeline break for 3 months. However, there has been a decline of wasting in all program intervention sites of 13.7 percent between December 2018 and December 2019. The recovery rate of the MAM program by December 2019 was 75.0 percent with adherence of 97.7 percent, while coverage of MAM-affected children enrolled in the program was 10 percent.

In taking advantage of the 1000 days window of opportunity to prevent children from stunting, WFP through the Gambian Red Cross Society provided a daily ration of 200g of SuperCereal+ as supplementary assistance blanket during the lean season (from May to December 2019) for 34,259 children aged 6-23 months, targeting the 266 food distribution points scattered across all the regions with WFP activity. During distribution sessions, beneficiaries were provided with tailored messages on hygiene, health, food diversification, breastfeeding, and rationing. In 2019, the number of beneficiaries of WFP nutrition intervention programs has again increased by about 14.9 percent. Programmes focused on the prevention and treatment of MAM have demonstrated remarkably positive results in

reducing the rates of stunting nationally from 22.9 percent in 2015 to 19 percent in 2018 (Multiple Indicator Cluster Survey).

Leveraging WFP position as a global co-convenor for the Scaling Up Nutrition Business Network, WFP together with The Gambia National Nutritional Agency (NaNA), other government partners, as well as public and private stakeholders collaboratively launched the SUN Business Network (SBN) in The Gambia in July 2011, however meaningful engagement of the private sector remained a challenge. The SBN was launched in November. SBN will serve as a coordination platform for the public and private sector to create shared values, collectively act, invest and innovate/replicate sustainable actions within upcoming markets to end malnutrition and related issues in the country.

With evidence from recently conducted national surveys shown, the Gambia Micronutrient Survey (GMNS 2018), and Multiple Indicator Cluster Survey (MICS 2019), micronutrient deficiencies are unacceptably high due to poor food intake and poor dietary diversity. Gambians have a high consumption of rice, as compared to other cereals; rice is the major staple food but requires fortification for micro-nutrients. WFP in close collaboration with NaNA and its partners organized a two-day stakeholder workshop in November to better understand and define the possible scenarios and strategies for rice fortification in The Gambia. A brief plan and way forward were developed for the short and medium terms, as well as the long-term basis, learning from best practices from the globe and considering the existing opportunities in the country, particularly and aligning with the government's priorities dealing with malnutrition.

With the aim of improving the access to locally produced nutritious foods, WFP has started a pilot project to support a private sector partner, the Gambia Horticultural Enterprise Limited (GHE) to start the production of fortified nutritious blended food products following the Codex for Hazard Analysis and Critical Control Point (HACCP). This project recognises the strong links between agriculture, food production company, and nutrition. The project has multiple benefits, including the development a local product, the use of main ingredients that are already acceptable and eaten the establishment of partnerships with the private sector (as the manufacturer), and the boosting of the local economy when raw food is locally purchased largely from smallholder farmers. The pre-mixes recommended for the fortification of blended cereal will contribute to improving the nutrition status and prevention of micronutrient deficiencies in The Gambia.

In the absence of national standards for fortified blended foods, an agreement was reached with the Gambia Standard's Bureau to work on the corn and soy blend (CSB) formula. In order to achieve nutrient and calorie density as per the CSB formula, extra equipment was required. Due to these changes in the plan, expenditure exceeded the implementation plan.

A total of 267 staff from the Ministry of Health and National Red Cross Volunteers were also trained as part of the activities falling under strategic outcome 3, enhancing the knowledge and skills of the partners on malnutrition causes and consequences, mitigating factors, dietary diversity, electronic data collection, and ration distribution techniques and modalities to yield an effective and efficient food distribution.

WFP Gender and Age Marker	
CSP Activity	GAM Monitoring Code
Provide comprehensive nutrition programming, including nutritious foods to pregnant or lactating women and girls and children under five to prevent or treat acute and chronic malnutrition, complemented by support to government on management of nutrition p	4

Strategic outcome 04

Food-insecure smallholder farmers, and communities in targeted areas, have enhanced livelihoods and resilience to better meet food security and nutrition needs all year round

Needs-based plan	Implementation plan	Available resources	Expenditures
\$496,979	\$0	\$231,051	\$163,352

Strategic outcome 4 received close to half of the required resources therefore some planned activities were not implemented in 2019. The only contribution received was earmarked for technical support to the government under African Risk Capacity (ARC) and therefore could not be utilized for some of the key activities under this strategic outcome.

The ARC macro index insurance and ARC Replica tools, serve at matching the matching the Government's policy by a non-government agency, to increase the coverage of vulnerable people in Africa. The ARC seeks to contribute to



solutions for better allocating international resources in a cost-efficient and timely manner by matching country policies and international resources through participation in ARC's government-led risk management system while doubling the coverage of climate risk insurance. ARC covers a portion of the country in the event of a severe drought. In the event of a large-scale drought the government and non-government agency will have a mechanism to receive funds before the onset of a lean season – helping reduce the amount of negative coping strategies.

The ARC Member States currently pay premiums through national budget processes and receive pay-outs for pre-approved contingency plans from ARC Ltd. The coverage is based on one or two dominant crops that are harvested in the Gambia, to ensure that the trigger of the pay-out is relevant for the country. The share of coverage against total disaster funding requirements ranges from less than 10 percent up to 30 percent, with the remainder largely sourced through the UN appeals process, which itself is increasingly unable to meet fully the fully identified needs.

The Gambia has been a member of ARC since 2015. In 2019, WFP participated in taking out the same policy alongside the Gambian Government and provided technical support in developing, improving and analysing the ARC policy and held a premium of the ARC Replica policy through the German development bank, Kreditanstalt für Wiederaufbau (KfW) contribution.

In the event of a drought, the pay-out could be between USD 1 and USD 3,471,229 dependent on the scale of the drought. WFP and the Gambia Government had developed a joint operational plan in the event of a pay-out in the event of a pay-out of the policy. However, the rainy season in 2019 was not seen as a dry enough season to be classed as drought by the Africa Risk View and so The Gambia did not receive a pay-out. The Africa Risk View put the season just below the attachment point that would initiate a pay-out to the Gambian Government and WFP in Gambia.

WFP Gender and Age Marker	
CSP Activity	GAM Monitoring Code
Provide supply chain and market support (including HGSP) to farmers to increase productivity and access to markets, complemented by community asset creation through FFA.	N/A

Strategic outcome 05

National and subnational institutions have strengthened capacity to meet Zero Hunger Targets

Needs-based plan	Implementation plan	Available resources	Expenditures
\$496,275	\$488,404	\$1,165,013	\$165,938

This strategic outcome aims to provide capacity support across the different areas of the country strategic plan (CSP) portfolio. In 2019, WFP focused its efforts on augmenting the capacity of The Gambian national and sub-national institutions to meet Zero Hunger Targets. The country office successfully concluded a scoping mission with headquarters (HQ) support on early warning and food security monitoring systems. The mission covered analysis of meteorological data availability and flow, discussion of improvements to the rainfall network, definition of human resources, selection of output indicators, collection of data samples and outlining of possible templates for a future Agro-Met Bulletin. The scope of the component at the national level entailed capacity-building of various government institutes involved in data collection, analysis and dissemination. Subsequently, support would also be provided for streamlining methodologies across various government departments to conduct food security analysis and emergency assessments. WFP is currently working on the next steps for the food security monitoring and early warning systems as well as procuring further rainfall gauges to improve the data coverage and accuracy of the rainfall network. WFP has engaged the government on a comprehensive and integrated risk management strategy (including macro and micro insurance, climate services, food assistance for assets etc), that contributes to building the resilience of communities vulnerable to climate shocks. For an informed decision making on resilience and livelihood programming, the WFP is working on signing a memorandum of understanding (MoU) with the Department of Community Development under the auspices of the Ministry of Lands and Regional Government and another one with the Gambian Red Cross Society on resilience, emergency and livelihood programmes. The objective of the collaboration is to strengthen the capacity of decentralized structures and communities including smallholder farmers, to enable them adequately mitigate climate change effects, adopt measures to increase productivity and efficiency. The WFP-Government partnership is also integrating key WFP activities and well-sequenced seasonally sensitive packages; seeking to advocate for, layered and integrate other partners' efforts.

The country office has worked with HQ and Columbia University - International Research Institute for Climate and Society, to conduct a feasibility study on microinsurance (following a weather-based index). The feasibility study aims to assess whether The Gambia will be able to introduce and sustain a micro index insurance product amongst communities and partners in a selected region. The assessment ascertained the country's climate risk and food insecurity situation and helped determine the usefulness of climate-related insurance. The results of the feasibility study by Columbia University - International Research Institute for Climate and Society, and a further field assessment by the insurance advisor at the head quarters, concluded that due to the high poverty levels of smallholder farmers, the lack of formal savings and credit systems in The Gambia in general, as well as the capacity of national insurance companies, the country is not yet suitable for the introduction of micro-index insurance at this time. Instead, the assessment suggested focusing on more foundational activities such as financial inclusion, access of rural communities to banks through credits and savings accounts, capacity development of national insurance firms by the Government and an increase of smallholder farmer output to ensure they transition out of food-insecure subsistence farming.

Three community contingency plans were developed by the Department of Community Development and National Disaster Management Agency regional structures (3 in the North Bank Region- Farafenni, Essau and Kerewan and 3 in the Central River region- Bansang, Kuntaur, Wassu). The Community Action Plan is a framework for implementing the activities that are decided by the communities in the regions of intervention, namely the Central River and North Bank regions. The action plans detail the objectives of the communities, the activities required during a specified time and resources needed (financial, human and material). Key activities on the development of contingency plan and community action plan involved community participation/lead role on the identification of hazards, causes, coping strategies, persons affected, solutions and timeline on the implementation of community action plans. The action plans describe what the community wants to achieve, what activities are required during a specified time, as well as what resources (money, people and materials) are needed to be successful. Key activities on the development of contingency and community action plans involved community participation in the identification of hazards, causes, coping strategies as well as solutions and timeline on the implementation of community action plans.

Cross-cutting Results

Progress towards gender equality

Improved gender equality and women's empowerment among WFP-assisted population

The School Feeding programme is targeting boys and girls in pre and primary schools through food and cash-based transfers. Efforts to improve gender equality were taken in both the implementation of activities as well as within the allocation of management positions by reserving 50 percent of all positions in all management committees. In these committees, women are responsible for functions relating to cash management and procurement of food commodities. The biggest benefits with regards to gender equality are registered at the school level and in terms of enrolment. School feeding has helped to increase the enrolment of girls, with rates standing above 50 percent in all three out of the four regions supported by WFP. Gender enrolment parity nationally stood at 1.02 percent in 2019.

A training on post-harvest handling skills and access to markets was conducted for 70 smallholder farmers, for which women farmer associations were prioritized.

To promote the consumption of locally available foods and care practices, men and heads of households are targeted in the social and behavioural change communication (SBCC) outreach campaigns, especially in non-primary health care (PHC) villages. This is to ensure that men and heads of households support healthy feeding practices of children as well as pregnant and lactating women and girls. The SBCC campaign also had tertiary targets that included district chiefs and alkalos (village chiefs) who are almost all male.

Protection

Affected populations are able to benefit from WFP programmes in a manner that ensures and promotes their safety, dignity and integrity

Gender and protection are cardinal areas of WFP training aimed at strengthening the capacities of cooperating partners. Ensuring that women and girls can access all services without any abuse is strictly emphasised. Distributions occur during the day and must close by 6 pm to avoid women walking in the dark. Beneficiaries are sensitized on their rights during all distributions to ensure they are aware of their eligibility criteria and entitled rations.

The food management committee members and village support groups that are engaged in ration distribution, are mostly formed by women and provide also nutrition education and counselling. These women also assist in social mobilization before distributions.

For a sustainable and timely assessment of the nutritional status of children, WFP in partnership with UNICEF is training mothers on how to do mid-upper arm circumference measurement of their children in their communities and households.

Accountability to affected populations

Affected populations are able to hold WFP and partners accountable for meeting their hunger needs in a manner that reflects their views and preferences

To ensure that schoolchildren receive the required daily ration, WFP continued to implement the school feeding code of conduct which provides guidelines on requirements and responsibilities of the food management committees for the management of school feeding. The school feeding code of conduct outlines the actions and practices that constitute malpractices or abuse with respect to food usage or management. The involvement of communities, head boy and girl of schools in the management of meals served in schools reduced the risk of diversion and improved the accountability of school personnel. During distributions for prevention of acute malnutrition and treatment of moderate acute malnutrition, beneficiaries were informed of their required entitlement. Post distribution monitoring questions related to knowledge of entitlement and safety were included in the checklist. WFP is developing a systemic beneficiary feedback mechanism, that will cover all programmes being implemented in 2019, to ensure accountability to affected populations while strengthening and promoting beneficiary participation and respect.

Environment

Targeted communities benefit from WFP programmes in a manner that does not harm the environment

The SUN Business Network

The Gambia experiences the burden of the high rate of malnutrition, by which nationally, 15.7 percent of children aged 0 to 59 months are stunted, 5.8 percent are wasted, and 10.6 are underweight (according to the Gambia Micro Nutrients Survey, (GMNS) of 2018). Micronutrient deficiencies are also alarmingly high, as about 50 percent of children suffer from anemia, and 18 percent are affected by Vitamin A deficiency. Nearly 50.9 percent of women (aged 15-49 years) and 56.8 percent of pregnant and lactating women and girls (PLWG) are affected by anemia (GMNS, 2018). In The Gambia, there is an emerging concern regarding overweight and obesity that is also associated with hypertension and hyperglycemia. According to The Gambia Micronutrient Survey conducted in 2018, 18.3 percent and 11.1 percent of surveyed women were found overweight (with a body mass index BMI>25) and obese (BMI>30), respectively. Ultimately, the country faces the triple burden of malnutrition, where undernutrition, micronutrient deficiencies, and overnutrition exist simultaneously – not alone within the same cities and communities, but often within the same households as well.

Recognizing the need to critically address the country's malnutrition issues with a multi-sectoral and multi-stakeholder approach, The Government of The Gambia joined the Scaling Up Nutrition (SUN) Movement in 2011 and established a multi-sectoral platform, the Nutrition Technical Advisory Committee. Soon after, several SUN Stakeholder Networks around nutrition were established, including the Public Sector/Government Network, UN/Donor Network, and Civil Society Network. Following discussions with various in-country stakeholders during the country's Joint Assessment held in 2018 and recently in 2019, the necessity for private sector engagement and investment were identified as critical priorities to support nutritional status improvement in the country. Leveraging upon WFP's position as both, the Coordinator of the Renewed Efforts Against Child Hunger and undernutrition (REACH) programme [1], and the Global Convener for SUN Business Network (SBN) as well as its core competencies to cultivate local business around nutrition, the SUN Focal Point reached out to WFP The Gambia Country Office in May 2019 to support this effort.

The SBN, which was launched in The Gambia in November 2019, acts as the SUN platform for private sector engagement. It is co-convened by WFP and Global Alliance for Improved Nutrition (GAIN) at a global level and across SUN countries. The SBN aims to reduce malnutrition in all its forms by mobilizing businesses to invest and innovate in responsible and sustainable actions and operations for an improved nutrition situation. This is executed in line with national nutrition priorities, as well as the overall priorities of the SBN and SUN Movement, focusing on the following three areas: the convenience of businesses to better support national nutrition priorities and provide a platform for dialogue, the assessment of business needs and facilitation of supportive partnerships, as well as the advocacy for increased constructive business engagement in nutrition.

Mr Muhamadou Lamin Jaiteh, representing the Vice President of the SBN in the statement addressed the launching of the network, "Sustainable Development Goals set a new course for nutrition and provides the opportunity to improve the health and lives of people particularly those who are suffering from undernutrition, overnutrition and from micronutrient deficiencies. To curtail malnutrition, he acknowledged the need for robust multisectoral and multi-stakeholder response where businesses are a central partner".

In her remarks on behalf of The Gambia SBN, Mrs Jankey Mboob Faal registered the full commitment of the business community. She said, "Private sector has the potential to contribute in multiples way by producing food and non-food items and providing services that contribute to the nutrition situation."

Data notes

Context and operations

[1] The Gambia Micronutrient Survey conducted in 2018

[2] The Gambia Demographic and Health Survey 2013

[3] Reuters (2019) Gambia fears tourism crisis after Thomas Cook collapse. Available at <https://www.reuters.com/article/us-thomas-cook-grp-investment-gambia/gambia-fears-tourism-crisis-after-thomas-cook-collapse-idUSKBN1WB1UT> accessed 20 October 2019

4 Quartz Africa (2019) The collapse of UK travel giant Thomas Cook will devastate this African country's tourism sector. Available at <https://qz.com/africa/1719477/thomas-cooks-collapse-will-devastate-gambias-tourist-industry/> accessed 20 October 2019

[5] Cadre Harmonise analysis November 2019

Strategic outcome 02

Missing data due to attendance rate not reported in the Ministry of Basic Education yearbook

Strategic outcome 03

Missing information due to outcome monitoring or PDM not done. This was not done because the PDM/outcome monitoring coincided with an emergency assessment of food insecurity, and an emergency response.

Strategic outcome 04


Planned activities under this SO not implemented in 2019.

The sun business network

1] REACH is an inter-agency partnership amongst Food and Agriculture Organization (FAO), United Nations Children's Fund (UNICEF), World Food Programme (WFP), and World Health Organization (WHO)

Figures and Indicators

WFP contribution to SDGs

 SDG 2: End hunger, achieve food security and improved nutrition and promote sustainable agriculture										
WFP Strategic Goal 1: Support countries to achieve zero hunger					WFP Contribution (by WFP, or by governments or partners with WFP Support)					
SDG Indicator	National Results				SDG-related indicator		Direct			Indirect
		Female	Male	Overall				Female	Male	
Prevalence of moderate or severe food insecurity in the population, based on the Food Insecurity Experience Scale (FIES)	%	8.7	7.7	7.8	Number of people reached (by WFP, or by governments or partners with WFP support) in the context of emergency and protracted crisis response	Number	4,720	3,280	8,000	
					Number of people reached (by WFP, or by governments or partners with WFP support) to improve their food security	Number	138,758	132,443	271,201	
Prevalence of malnutrition among children under 5 years of age, by type (wasting and overweight)	% wasting	5.6	6.8	6.2	Number of people reached (by WFP, or by governments or partners with WFP support) with interventions to prevent and treat malnutrition (moderate acute malnutrition)	Number	6,688	1,729	8,417	
Prevalence of stunting among children under 5 years of age	%	16.3	21.6	19	Number of people reached (by WFP, or by governments or partners with WFP support) with stunting prevention programmes	Number	17,472	16,787	34,259	

 SDG 17: Strengthen the means of implementation and revitalize the global partnership for sustainable development										
WFP Strategic Goal 2: Partner to support implementation of the SDGs					WFP Contribution (by WFP, or by governments or partners with WFP Support)					
SDG Indicator	National Results				SDG-related indicator		Direct			Indirect
		Overall						Overall		
Number of countries with mechanisms in place to enhance policy coherence of sustainable development	Number				Number of mechanisms (by type) developed (by WFP, or by governments or partners with WFP support) to enhance policy coherence (linked to zero hunger)	Number	1			
Number of countries reporting progress in multi-stakeholder development effectiveness monitoring frameworks that support the achievement of the sustainable development goals	Number				Number of partners participating in multi-stakeholder partnerships (including common services and coordination platforms where WFP plays a leading or coordinating role)	Number	21			
Dollar value of financial and technical assistance (including through North-South, South-South and triangular cooperation) committed to developing countries	US\$				Dollar value (within WFP portfolio) of technical assistance and country capacity strengthening interventions (including facilitation of South-South and triangular cooperation)	US\$	686,831.97			

Beneficiaries by Age Group

Beneficiary Category	Gender	Planned	Actual	% Actual vs. Planned
Total Beneficiaries	male	144,461	154,238	107%
	female	150,356	167,639	111%
	total	294,817	321,877	109%
By Age Group				
0-23 months	male	29,482	17,987	61%
	female	32,430	18,755	58%
	total	61,912	36,742	59%
24-59 months	male	29,482	14,046	48%
	female	32,430	16,425	51%
	total	61,912	30,471	49%
5-11 years	male	35,378	32,286	91%
	female	38,325	32,410	85%
	total	73,703	64,696	88%
12-17 years	male	35,378	29,981	85%
	female	32,430	31,385	97%
	total	67,808	61,366	90%
18-59 years	male	8,845	48,960	554%
	female	5,896	55,202	936%
	total	14,741	104,162	707%
60+ years	male	5,896	10,978	186%
	female	8,845	13,462	152%
	total	14,741	24,440	166%

Beneficiaries by Residence Status

Residence Status	Planned	Actual	% Actual vs. Planned
Resident	294,817	321,877	109%
Refugee	0	0	-
Returnee	0	0	-
IDP	0	0	-

Annual Food Transfer

Commodities	Planned Distribution (mt)	Actual Distribution (mt)	% Actual vs. Planned
Everyone has access to food			
Strategic Outcome: Strategic Outcome 01			
Rice	3,395	1,502	44%
Strategic Outcome: Strategic Outcome 02			

Commodities	Planned Distribution (mt)	Actual Distribution (mt)	% Actual vs. Planned
Rice	1,674	423	25%
Iodised Salt	68	22	32%
Vegetable Oil	143	16	11%
Beans	238	115	48%
Split Peas	0	52	-
No one suffers from malnutrition			
Strategic Outcome: Strategic Outcome 03			
Corn Soya Blend	1,411	1,291	91%
Ready To Use Supplementary Food	0	74	-
Vegetable Oil	4	22	499%
Smallholders have improved food security and nutrition			
Strategic Outcome: Strategic Outcome 04			

Annual Cash Based Transfer and Commodity Voucher

Modality	Planned Distribution (CBT)	Actual Distribution (CBT)	% Actual vs. Planned
Everyone has access to food			
Cash	156,240	60,000	38%
Cash	1,335,258	444,273	33%
Smallholders have improved food security and nutrition			

Strategic Outcome and Output Results

Strategic Outcome 01		Crisis-affected populations, including those impacted by seasonal shocks are able to meet their basic food and nutrition needs during and in the aftermath of crises		- Crisis Response - Nutrition Sensitive				
Activity 01	Provide food assistance and SBCC-related trainings to crisis-affected populations and strengthen capacity of national partners to respond to crises.	Beneficiary Group	Activity Tag		Planned	Actual		
Output A	Crisis-affected beneficiaries receive timely and adequate food or CBT to meet their food and nutrition requirements							
Output C	Crisis-affected targeted populations benefit from the strengthened capacity of national partners to ensure their safe and adequate access to food and nutrition							
Output E*	Crisis-affected beneficiaries receive SBCC-messaging to improve nutrition-related practices							
A.1	Beneficiaries receiving food transfers	All	General Distribution	Female Male Total	61,571 59,157 120,728	61,302 58,898 120,200		
A.1	Beneficiaries receiving cash-based transfers	All	Emergency preparedness activities	Female Male Total	3,162 3,038 6,200	4,720 3,280 8,000		
A.2	Food transfers			MT	3,395	1,502		
A.3	Cash-based transfers			US\$	156,240	60,000		
A.6	Number of institutional sites assisted							
	Number of villages assisted		General Distribution	village	89	107		
A.8	Number of rations provided							
	Number of rations provided		General Distribution	ration	2	24,282		
C.4*	Number of people engaged in capacity strengthening initiatives facilitated by WFP to enhance national food security and nutrition stakeholder capacities (new)							
	Number of government/national partner staff receiving technical assistance and training		Institutional capacity strengthening activities	individual	65	65		
C.5*	Number of capacity strengthening initiatives facilitated by WFP to enhance national food security and nutrition stakeholder capacities (new)							
	Number of training sessions/workshop organized		Institutional capacity strengthening activities	training session	4	4		
E*.4	Number of people reached through interpersonal SBCC approaches							

	Number of people reached through interpersonal SBCC approaches (female)		Individual capacity strengthening activities	Number	1,500	0		
	Number of people reached through interpersonal SBCC approaches (male)		Individual capacity strengthening activities	Number	1,500	0		
E*.5	Number of people reached through SBCC approaches using media							
	Number of people reached through SBCC approaches using mid-sized media (i.e. community radio)		Individual capacity strengthening activities	individual	200	200		
Outcome results				Baseline	End-CSP Target	2019 Target	2019 Follow-up value	2018 Follow-up value
Households; Gambia								
Food Consumption Score								
Percentage of households with Acceptable Food Consumption Score	Act 01: Provide food assistance and SBCC-related trainings to crisis-affected populations and strengthen capacity of national partners to respond to crises.	General Distribution (GD)	Female	98.70	≥98.80	≥98.70	91.80	
			Male	96.70	≥98.30	≥97	91.60	
			Overall	96.80	≥98.30	≥97	91.60	
Percentage of households with Borderline Food Consumption Score	Act 01: Provide food assistance and SBCC-related trainings to crisis-affected populations and strengthen capacity of national partners to respond to crises.	General Distribution (GD)	Female	1.10	≤1	≤1.10	5.80	
			Male	2.60	≤1.50	≤2.50	5.80	
			Overall	2.50	≤1.50	≤2.50	5.80	
Percentage of households with Poor Food Consumption Score	Act 01: Provide food assistance and SBCC-related trainings to crisis-affected populations and strengthen capacity of national partners to respond to crises.	General Distribution (GD)	Female	0.20	≤0.20	≤0.20	2.50	
			Male	0.70	≤0.20	≤0.50	2.70	
			Overall	0.60	≤0.20	≤0.50	2.60	
Consumption-based Coping Strategy Index (Average)								
	Act 01: Provide food assistance and SBCC-related trainings to crisis-affected populations and strengthen capacity of national partners to respond to crises.	General Distribution (GD)	Female	2.15		≤2	1.91	
			Male	2.25		≤2	2.06	
			Overall	2.21		≤2	2.05	
Food Expenditure Share								
	Act 01: Provide food assistance and SBCC-related trainings to crisis-affected populations and strengthen capacity of national partners to respond to crises.	General Distribution (GD)	Female	57.97		≤55	52.76	
			Male	59.27		≤55	54.89	
			Overall	59.25		≤55	54.64	
Dietary Diversity Score								

	Act 01: Provide food assistance and SBCC-related trainings to crisis-affected populations and strengthen capacity of national partners to respond to crises.	General Distribution (GD)	Female Male Overall	5.70 5.77 5.76		≥6 ≥6 ≥6	5.13 5.19 5.18
--	--	---------------------------	--	----------------------	--	----------------	----------------------

Strategic Outcome 02	Food insecure populations, including school-aged children have access to adequate and nutritious food all year-round	- Nutrition Sensitive - Resilience Building						
Activity 02	Provide school meals to pre-and primary school children vulnerable to food insecurity during the school year, and strengthen capacity of local government to manage school meal programmes as a national safety net.	Beneficiary Group	Activity Tag		Planned	Actual		
Output A	□ Children attending pre- and primary school receive a safe and nutritious meal every day they attend school to contribute to their basic food and nutrition needs and increase their school enrolment and attendance							
Output C	Food insecure people benefit from enhanced capacities in local government and communities to implement home-grown school feeding and nutrition programmes, in order to meet their food and nutrition requirements							
A.1	Beneficiaries receiving food transfers	Students (primary schools)	School feeding (on-site)	Female Male Total	42,057 40,407 82,464	46,707 45,599 92,306		
		Children (pre-primary)	School feeding (on-site)	Female Male Total	17,994 15,329 33,323	6,849 5,834 12,683		
		Activity supporters	School feeding (take-home rations)	Female Male Total	969 0 969	259 0 259		
A.1	Beneficiaries receiving cash-based transfers	Students (primary schools)	School feeding (on-site)	Female Male Total	42,057 40,407 82,464	62,551 61,068 123,619		
		Children (pre-primary)	School feeding (on-site)	Female Male Total	17,994 15,329 33,323	14,646 12,477 27,123		
A.2	Food transfers			MT	2,123	628		
A.3	Cash-based transfers			US\$	1,335,258	444,274		
A.6	Number of institutional sites assisted							
	Number of schools assisted by WFP		School feeding (on-site)	school	312	312		
A.8	Number of rations provided							
	Number of rations provided		School feeding (on-site)	ration	10	10		

C.4*	Number of people engaged in capacity strengthening initiatives facilitated by WFP to enhance national food security and nutrition stakeholder capacities (new)							
	Number of government/national partner staff receiving technical assistance and training		School feeding (on-site)	individual	4,033	3,069		
C.5*	Number of capacity strengthening initiatives facilitated by WFP to enhance national food security and nutrition stakeholder capacities (new)							
	Number of training sessions/workshop organized		School feeding (on-site)	training session	3	2		
Outcome results				Baseline	End-CSP Target	2019 Target	2019 Follow-up value	2018 Follow-up value
6-14 years; Gambia; Food								
Attendance rate (new)								
	Act 02: Provide school meals to pre-and primary school children vulnerable to food insecurity during the school year, and strengthen capacity of local government to manage school meal programmes as a national safety net.	School Feeding (on-site)	Female Male Overall	90 90 94.14	>90 >90 >90			
Retention rate / Drop-out rate (new)								
Drop-out rate	Act 02: Provide school meals to pre-and primary school children vulnerable to food insecurity during the school year, and strengthen capacity of local government to manage school meal programmes as a national safety net.	School Feeding (on-site)	Female Male Overall	15.70 20.30 17.90	<10 <10 <10		8 16 11.80	

Strategic Outcome 03	Nutritionally vulnerable populations in targeted areas including children, pregnant and lactating women and girls have improved nutritional status in line with national targets.	- Resilience Building						
Activity 03	Provide comprehensive nutrition programming, including nutritious foods to pregnant or lactating women and children under five to prevent or treat acute and chronic malnutrition, complemented by support to government on management of nutrition programmes.	Beneficiary Group	Activity Tag		Planned	Actual		
Output A	Targeted children 6-59 months, and PLW/G receive adequate and timely specialized nutritious foods to treat moderate acute malnutrition							
Output B	Targeted children aged 6-23 months and PLW/Gs receive adequate and timely specialized nutritious food to prevent moderate acute malnutrition.							

Output E*		Targeted beneficiaries including children aged 6-59 months, adolescent girls, PLWG and other nutritionally-vulnerable individuals receive nutrition-related messaging to improve nutrition-related practices and prevent malnutrition						
A.1	Beneficiaries receiving food transfers	Children	Treatment of moderate acute malnutrition	Female Male Total	597 509 1,106	2,022 1,729 3,751		
			Prevention of acute malnutrition	Female Male Total	19,440 16,560 36,000	17,472 16,787 34,259		
		Pregnant and lactating women	Treatment of moderate acute malnutrition	Female Male Total	495 0 495	4,666 0 4,666		
A.2	Food transfers			MT	1,415	1,387		
A.6	Number of institutional sites assisted							
	Number of health centres/sites assisted		Treatment of moderate acute malnutrition	health center	266	266		
			Prevention of acute malnutrition	health center		89		
A.8	Number of rations provided							
	Number of rations provided		Treatment of moderate acute malnutrition	ration	3	8		
B.1	Quantity of fortified food provided							
	Quantity of fortified food provided		Treatment of moderate acute malnutrition	Mt	4	14		
B.2	Quantity of specialized nutritious foods provided							
	Quantity of specialized nutritious foods provided		Prevention of acute malnutrition	Mt	900	1,163		
			Treatment of moderate acute malnutrition	Mt	151	224		
E*.4	Number of people reached through interpersonal SBCC approaches							
	Number of people reached through interpersonal SBCC approaches (male)		Treatment of moderate acute malnutrition	Number	23,000	9,880		

	Number of people reached through interpersonal SBCC approaches (female)		Treatment of moderate acute malnutrition	Number	10,000	10,120		
E*.5	Number of people reached through SBCC approaches using media							
	Number of people reached through SBCC approaches using traditional media (i.e. songs, theatre)		Prevention of acute malnutrition	individual	36,000			
			Treatment of moderate acute malnutrition	individual	20,000	42,000		
Outcome results				Baseline	End-CSP Target	2019 Target	2019 Follow-up value	2018 Follow-up value
18-59 years; Gambia; Food								
Minimum Dietary Diversity – Women								
	Act 03: Provide comprehensive nutrition programming, including nutritious foods to pregnant or lactating women and girls and children under five to prevent or treat acute and chronic malnutrition, complemented by support to government on management of nutrition programmes.	Nutrition treatment activities	Overall	0	>70			
6-23 month; Gambia; Food								
MAM Treatment Non-response rate								
	Act 03: Provide comprehensive nutrition programming, including nutritious foods to pregnant or lactating women and girls and children under five to prevent or treat acute and chronic malnutrition, complemented by support to government on management of nutrition programmes.	Nutrition treatment activities	Female	18.80	<15	<15	20.40	
			Male	13.30	<15	<15	18.80	
			Overall	16.10	<15	<15	19.80	
6-23 months; Gambia; Food								
Proportion of eligible population that participates in programme (coverage)								
	Act 03: Provide comprehensive nutrition programming, including nutritious foods to pregnant or lactating women and girls and children under five to prevent or treat acute and chronic malnutrition, complemented by support to government on management of nutrition programmes.	Nutrition treatment activities	Female	100	>66	=100	100	
			Male	100	>66	=100	100	
			Overall	100	>66	=100	100	
Proportion of children 6--23 months of age who receive a minimum acceptable diet								

	Act 03: Provide comprehensive nutrition programming, including nutritious foods to pregnant or lactating women and girls and children under five to prevent or treat acute and chronic malnutrition, complemented by support to government on management of nutrition programmes.	Nutrition treatment activities	Female Male Overall	9.20 10.70 10	>70 >70 >70	>70 >70 >70	
6-59 months; Gambia; Food							
Proportion of target population that participates in an adequate number of distributions (adherence)							
	Act 03: Provide comprehensive nutrition programming, including nutritious foods to pregnant or lactating women and girls and children under five to prevent or treat acute and chronic malnutrition, complemented by support to government on management of nutrition programmes.	Nutrition treatment activities	Female Male Overall	93.30 94.50 93.90	>93.30 >94.50 >93.90		97.60 98.20 97.90
MAM Treatment Recovery rate							
	Act 03: Provide comprehensive nutrition programming, including nutritious foods to pregnant or lactating women and girls and children under five to prevent or treat acute and chronic malnutrition, complemented by support to government on management of nutrition programmes.	Nutrition treatment activities	Female Male Overall	80 75 77.40	>75 >75 >75	>75 >75 >75	77 72 75.04
MAM Treatment Mortality rate							
	Act 03: Provide comprehensive nutrition programming, including nutritious foods to pregnant or lactating women and girls and children under five to prevent or treat acute and chronic malnutrition, complemented by support to government on management of nutrition programmes.	Nutrition treatment activities	Female Male Overall	0 0 0	<3 <3 <3	<2 <2 <2	
MAM Treatment Default rate							
	Act 03: Provide comprehensive nutrition programming, including nutritious foods to pregnant or lactating women and girls and children under five to prevent or treat acute and chronic malnutrition, complemented by support to government on management of nutrition programmes.	Nutrition treatment activities	Female Male Overall	0 0 0	≤15 ≤15 ≤15	<15 <15 <15	

Strategic Outcome 04	Food-insecure smallholder farmers, and communities in targeted areas, have enhanced livelihoods and resilience to better meet food security and nutrition needs all year round	- Resilience Building						
Activity 04	Provide supply chain and market support (including HGSF) to farmers to increase productivity and access to markets, complemented by community asset creation through FFA	Beneficiary Group	Activity Tag		Planned	Actual		
Output A	Targeted beneficiaries receive adequate food or CBT to meet their food and nutrition requirements.							
Output C	Smallholders benefit from access to value chains and markets that improve income-earning opportunities and food security							
A.5	Quantity of non-food items distributed							
	Value of non-food items distributed		Food assistance for asset	US\$	5,000			
A.6	Number of institutional sites assisted							
	Number of institutional sites assisted		Institutional capacity strengthening activities	site	15			
A.7	Number of retailers participating in cash-based transfer programmes							
	Number of retailers participating in cash-based transfer programmes		Institutional capacity strengthening activities	retailer	5			
C.4*	Number of people engaged in capacity strengthening initiatives facilitated by WFP to enhance national food security and nutrition stakeholder capacities (new)							
	Number of government/national partner staff receiving technical assistance and training		Institutional capacity strengthening activities	individual	4			
			Individual capacity strengthening activities	individual	200			
C.5*	Number of capacity strengthening initiatives facilitated by WFP to enhance national food security and nutrition stakeholder capacities (new)							
	Number of technical assistance activities provided		Institutional capacity strengthening activities	unit	2			

Strategic Outcome 05	National and subnational institutions have strengthened capacity to meet Zero Hunger Targets	- Root Causes						
----------------------	--	---------------	--	--	--	--	--	--

Activity 05	Provide technical support to the Government on (i) policy coherence between relevant policy instruments under the NDP (ii) the implementation of the National Social Protection Policy, with a focus on a gradual transition to government ownership of the home-grown school meals programme, (iii) national management of nutritional programmes and (iv) disaster preparedness and shock response systems	Beneficiary Group	Activity Tag		Planned	Actual		
Output C	Food insecure people benefit from the government's strengthened capacity to scale up safety nets to meet their basic food security and nutrition needs.							
Output C	Food insecure people benefit from enhanced local government and community capacity to implement nutrition programmes.							
C.4*	Number of people engaged in capacity strengthening initiatives facilitated by WFP to enhance national food security and nutrition stakeholder capacities (new)							
	Number of government/national partner staff receiving technical assistance and training		Institutional capacity strengthening activities	individual	125			
C.5*	Number of capacity strengthening initiatives facilitated by WFP to enhance national food security and nutrition stakeholder capacities (new)							
	Number of technical assistance activities provided		Institutional capacity strengthening activities	unit	4			
	Number of training sessions/workshop organized		Institutional capacity strengthening activities	training session	4			
			Individual capacity strengthening activities	training session	250			
			Institutional capacity strengthening activities	training session	9			
Outcome results				Baseline	End-CSP Target	2019 Target	2019 Follow-up value	2018 Follow-up value
National Stakeholders; Gambia; Capacity Strengthening								
Number of national food security and nutrition policies, programmes and system components enhanced as a result of WFP capacity strengthening (new)								

	Act 05: Provide technical support to the Government on (i) policy coherence between relevant policy instruments under the NDP (ii) the implementation of the National Social Protection Policy, with a focus on a gradual transition to government ownership of the home-grown school meals programme, (iii) national management of nutritional programmes and (iv) disaster preparedness and shock response systems	Institutional capacity strengthening activities	Overall	0	≥80			
--	--	---	----------------	---	-----	--	--	--

Cross-cutting Indicators

Targeted communities benefit from WFP programmes in a manner that does not harm the environment								
Proportion of activities for which environmental risks have been screened and, as required, mitigation actions identified								
Target group, Location, Modalities	Activity Number	Activity Tag	Female/Male/ Overall	Baseline	End-CSP Target	2019 Target	2019 Follow-up value	2018 Follow-up value
SMP; Gambia	Act 02: Provide school meals to pre-and primary school children vulnerable to food insecurity during the school year, and strengthen capacity of local government to manage school meal programmes as a national safety net.	School Feeding (on-site)	Overall				0	

Affected populations are able to hold WFP and partners accountable for meeting their hunger needs in a manner that reflects their views and preferences								
Proportion of assisted people informed about the programme (who is included, what people will receive, length of assistance)								
Target group, Location, Modalities	Activity Number	Activity Tag	Female/Male/ Overall	Baseline	End-CSP Target	2019 Target	2019 Follow-up value	2018 Follow-up value
6-59 months; Gambia	Act 03: Provide comprehensive nutrition programming, including nutritious foods to pregnant or lactating women and girls and children under five to prevent or treat acute and chronic malnutrition, complemented by support to government on management of nutrition programmes.	Nutrition treatment activities	Female Male Overall				95 95 95	

Proportion of project activities for which beneficiary feedback is documented, analysed and integrated into programme improvements								
Target group, Location, Modalities	Activity Number	Activity Tag	Female/Male/ Overall	Baseline	End-CSP Target	2019 Target	2019 Follow-up value	2018 Follow-up value
18-59 years; Gambia			Overall				70	

World Food Programme

Cover page photo © Cover photo © WFP/WFP The Gambia

Children enjoying school meals

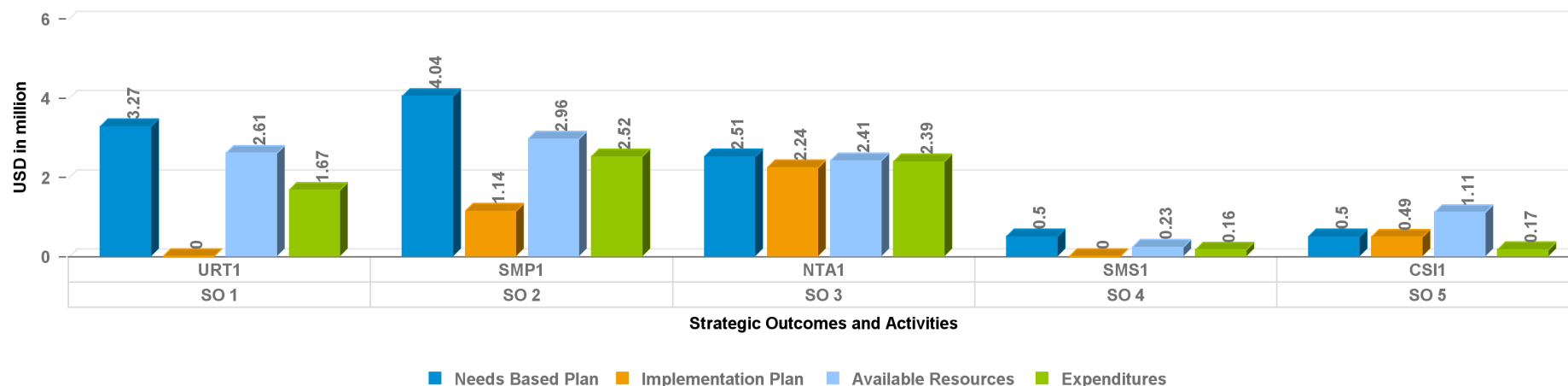
<https://www.wfp.org/countries/gambia>

Annual Country Report

Gambia Country Portfolio Budget 2019 (2019-2021)

Annual Financial Overview for the period 1 January to 31 December 2019 (Amount in USD)

Annual CPB Overview



Code	Strategic Outcome
SO 1	Crisis-affected populations, including those impacted by seasonal shocks are able to meet their basic food and nutrition needs during and in the aftermath of crises
SO 2	Food insecure populations, including school-aged children have access to adequate and nutritious food all year-round
SO 3	Nutritionally vulnerable populations in targeted areas including children, pregnant and lactating women and girls have improved nutritional status in line with national targets.
SO 4	Food-insecure smallholder farmers, and communities in targeted areas, have enhanced livelihoods and resilience to better meet food security and nutrition needs all year round
SO 5	National and subnational institutions have strengthened capacity to meet Zero Hunger Targets
Code	Country Activity Long Description
CSI1	Provide technical support to the Government on (i) policy coherence between relevant policy instruments under the NDP (ii) the implementation of the National Social Protection Policy, with a focus on a gradual transition to government ownership of the home-grown school meals programme, (iii) national management of nutritional programmes and (iv) disaster preparedness and shock response systems
NTA1	Provide comprehensive nutrition programming, including nutritious foods to pregnant or lactating women and girls and children under five to prevent or treat acute and chronic malnutrition, complemented by support to government on management of nutrition programmes.
SMP1	Provide school meals to pre-and primary school children vulnerable to food insecurity during the school year, and strengthen capacity of local government to manage school meal programmes as a national safety net.
SMS1	Provide supply chain and market support (including HGSP) to farmers to increase productivity and access to markets, complemented by community asset creation through FFA
URT1	Provide food assistance and SBCC-related trainings to crisis-affected populations and strengthen capacity of national partners to respond to crises.

Annual Country Report

Gambia Country Portfolio Budget 2019 (2019-2021)

Annual Financial Overview for the period 1 January to 31 December 2019 (Amount in USD)

Strategic Result	Strategic Outcome	Activity	Needs Based Plan	Implementation Plan	Available Resources	Expenditures
1	Crisis-affected populations, including those impacted by seasonal shocks are able to meet their basic food and nutrition needs during and in the aftermath of crises	Provide food assistance and SBCC-related trainings to crisis-affected populations and strengthen capacity of national partners to respond to crises.	3,271,900	0	2,605,878	1,672,809
	Food insecure populations, including school-aged children have access to adequate and nutritious food all year-round	Provide school meals to pre-and primary school children vulnerable to food insecurity during the school year, and strengthen capacity of local government to manage school meal programmes as a national safety net.	4,035,465	1,141,158	2,962,380	2,515,026
		Non Activity Specific	0	0	1,018,283	0
Subtotal Strategic Result 1. Everyone has access to food (SDG Target 2.1)			7,307,365	1,141,158	6,586,540	4,187,836
2	Nutritionally vulnerable populations in targeted areas including children, pregnant and lactating women and girls have improved nutritional status in line with national targets.	Non Activity Specific	0	0	250	0
		Provide comprehensive nutrition programming, including nutritious foods to pregnant or lactating women and girls and children under five to prevent or treat acute and chronic malnutrition, complemented by support to government on management of nutrition programmes.	2,512,603	2,238,844	2,409,746	2,387,534
Subtotal Strategic Result 2. No one suffers from malnutrition (SDG Target 2.2)			2,512,603	2,238,844	2,409,996	2,387,534

This computer generated report is certified by the Chief of Contribution Accounting and Donor Financial Reporting Branch (RMFC)

Annual Country Report

Gambia Country Portfolio Budget 2019 (2019-2021)

Annual Financial Overview for the period 1 January to 31 December 2019 (Amount in USD)

Strategic Result	Strategic Outcome	Activity	Needs Based Plan	Implementation Plan	Available Resources	Expenditures
3	Food-insecure smallholder farmers, and communities in targeted areas, have enhanced livelihoods and resilience to better meet food security and nutrition needs all year round	Provide supply chain and market support (including HGSF) to farmers to increase productivity and access to markets, complemented by community asset creation through FFA	496,979	0	231,051	163,352
Subtotal Strategic Result 3. Smallholders have improved food security and nutrition (SDG Target 2.3)			496,979	0	231,051	163,352
5	National and subnational institutions have strengthened capacity to meet Zero Hunger Targets	Provide technical support to the Government on (i) policy coherence between relevant policy instruments under the NDP (ii) the implementation of the National Social Protection Policy, with a focus on a gradual transition to government ownership of the home-grown school meals programme, (iii) national management of nutritional programmes and (iv) disaster preparedness and shock response systems	496,275	488,404	1,108,805	165,938
		Non Activity Specific	0	0	56,208	0
Subtotal Strategic Result 5. Countries have strengthened capacity to implement the SDGs (SDG Target 17.9)			496,275	488,404	1,165,013	165,938
		Non Activity Specific	0	0	33,284	0
Subtotal Strategic Result			0	0	33,284	0
Total Direct Operational Cost			10,813,222	3,868,405	10,425,884	6,904,660
Direct Support Cost (DSC)			736,365	392,573	594,665	495,436

This computer generated report is certified by the Chief of Contribution Accounting and Donor Financial Reporting Branch (RMFC)

Annual Country Report

Gambia Country Portfolio Budget 2019 (2019-2021)

Annual Financial Overview for the period 1 January to 31 December 2019 (Amount in USD)

Strategic Result	Strategic Outcome	Activity	Needs Based Plan	Implementation Plan	Available Resources	Expenditures
			11,549,587	4,260,978	11,020,548	7,400,096
			750,723	276,964	354,749	354,749
			12,300,310	4,537,942	11,375,297	7,754,845



Brian Ah Poe
Chief
Contribution Accounting and Donor Financial Reporting Branch

Columns Definition

Needs Based Plan

Latest annual approved version of operational needs as of December of the reporting year. WFP's needs-based plans constitute an appeal for resources to implement operations which are designed based on needs assessments undertaken in collaboration with government counterparts and partners

Implementation Plan

Implementation Plan as of January of the reporting period which represents original operational prioritized needs taking into account funding forecasts of available resources and operational challenges

Available Resources

Unspent Balance of Resources carried forward, Allocated contribution in the current year, Advances and Other resources in the current year. It excludes contributions that are stipulated by donor for use in future years

Expenditures

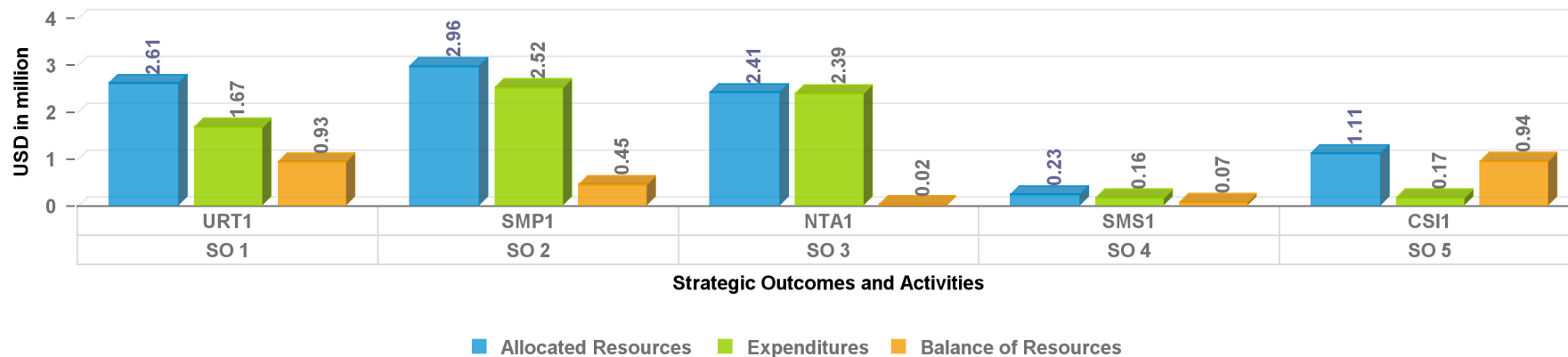
Monetary value of goods and services received and recorded within the reporting year

Annual Country Report

Gambia Country Portfolio Budget 2019 (2019-2021)

Cumulative Financial Overview as at 31 December 2019 (Amount in USD)

Cumulative CPB Overview



Code	Strategic Outcome
SO 1	Crisis-affected populations, including those impacted by seasonal shocks are able to meet their basic food and nutrition needs during and in the aftermath of crises
SO 2	Food insecure populations, including school-aged children have access to adequate and nutritious food all year-round
SO 3	Nutritionally vulnerable populations in targeted areas including children, pregnant and lactating women and girls have improved nutritional status in line with national targets.
SO 4	Food-insecure smallholder farmers, and communities in targeted areas, have enhanced livelihoods and resilience to better meet food security and nutrition needs all year round
SO 5	National and subnational institutions have strengthened capacity to meet Zero Hunger Targets
Code	Country Activity - Long Description
CSI1	Provide technical support to the Government on (i) policy coherence between relevant policy instruments under the NDP (ii) the implementation of the National Social Protection Policy, with a focus on a gradual transition to government ownership of the home-grown school meals programme, (iii) national management of nutritional programmes and (iv) disaster preparedness and shock response systems
NTA1	Provide comprehensive nutrition programming, including nutritious foods to pregnant or lactating women and girls and children under five to prevent or treat acute and chronic malnutrition, complemented by support to government on management of nutrition programmes.
SMP1	Provide school meals to pre-and primary school children vulnerable to food insecurity during the school year, and strengthen capacity of local government to manage school meal programmes as a national safety net.
SMS1	Provide supply chain and market support (including HGSSF) to farmers to increase productivity and access to markets, complemented by community asset creation through FFA
URT1	Provide food assistance and SBCC-related trainings to crisis-affected populations and strengthen capacity of national partners to respond to crises.

Annual Country Report

Gambia Country Portfolio Budget 2019 (2019-2021)

Cumulative Financial Overview as at 31 December 2019 (Amount in USD)

Strategic Result	Strategic Outcome	Activity	Needs Based Plan	Allocated Contributions	Advance and Allocation	Allocated Resources	Expenditures	Balance of Resources
1	Crisis-affected populations, including those impacted by seasonal shocks are able to meet their basic food and nutrition needs during and in the aftermath of crises	Provide food assistance and SBCC-related trainings to crisis-affected populations and strengthen capacity of national partners to respond to crises.	3,271,900	2,605,878	0	2,605,878	1,672,809	933,068
		Provide school meals to pre-and primary school children vulnerable to food insecurity during the school year, and strengthen capacity of local government to manage school meal programmes as a national safety net.	4,035,465	2,962,380	0	2,962,380	2,515,026	447,353
	Non Activity Specific	0	1,018,283	0	1,018,283	0	1,018,283	
Subtotal Strategic Result 1. Everyone has access to food (SDG Target 2.1)			7,307,365	6,586,540	0	6,586,540	4,187,836	2,398,704

Annual Country Report

Gambia Country Portfolio Budget 2019 (2019-2021)

Cumulative Financial Overview as at 31 December 2019 (Amount in USD)

Strategic Result	Strategic Outcome	Activity	Needs Based Plan	Allocated Contributions	Advance and Allocation	Allocated Resources	Expenditures	Balance of Resources
2	Nutritionally vulnerable populations in targeted areas including children, pregnant and lactating women and girls have improved nutritional status in line with national targets.	Provide comprehensive nutrition programming, including nutritious foods to pregnant or lactating women and girls and children under five to prevent or treat acute and chronic malnutrition, complemented by support to government on management of nutrition programmes.	2,512,603	2,409,746	0	2,409,746	2,387,534	22,212
		Non Activity Specific	0	250	0	250	0	250
Subtotal Strategic Result 2. No one suffers from malnutrition (SDG Target 2.2)			2,512,603	2,409,996	0	2,409,996	2,387,534	22,462
3	Food-insecure smallholder farmers, and communities in targeted areas, have enhanced livelihoods and resilience to better meet food security and nutrition needs all year round	Provide supply chain and market support (including HGSP) to farmers to increase productivity and access to markets, complemented by community asset creation through FFA	496,979	231,051	0	231,051	163,352	67,699
Subtotal Strategic Result 3. Smallholders have improved food security and nutrition (SDG Target 2.3)			496,979	231,051	0	231,051	163,352	67,699

Annual Country Report

Gambia Country Portfolio Budget 2019 (2019-2021)

Cumulative Financial Overview as at 31 December 2019 (Amount in USD)

Strategic Result	Strategic Outcome	Activity	Needs Based Plan	Allocated Contributions	Advance and Allocation	Allocated Resources	Expenditures	Balance of Resources
5	National and subnational institutions have strengthened capacity to meet Zero Hunger Targets	Provide technical support to the Government on (i) policy coherence between relevant policy instruments under the NDP (ii) the implementation of the National Social Protection Policy, with a focus on a gradual transition to government ownership of the home-grown school meals programme, (iii) national management of nutritional programmes and (iv) disaster preparedness and shock response systems	496,275	1,108,805	0	1,108,805	165,938	942,867
		Non Activity Specific	0	56,208	0	56,208	0	56,208
Subtotal Strategic Result 5. Countries have strengthened capacity to implement the SDGs (SDG Target 17.9)			496,275	1,165,013	0	1,165,013	165,938	999,075
		Non Activity Specific	0	33,284	0	33,284	0	33,284
Subtotal Strategic Result			0	33,284	0	33,284	0	33,284
Total Direct Operational Cost			10,813,222	10,425,884	0	10,425,884	6,904,660	3,521,224
Direct Support Cost (DSC)			736,365	594,665	0	594,665	495,436	99,229
Total Direct Costs			11,549,587	11,020,548	0	11,020,548	7,400,096	3,620,453

This computer generated report is certified by the Chief of Contribution Accounting and Donor Financial Reporting Branch (RMFC)

07/02/2020 11:00:39

Annual Country Report

Gambia Country Portfolio Budget 2019 (2019-2021)

Cumulative Financial Overview as at 31 December 2019 (Amount in USD)

Strategic Result	Strategic Outcome	Activity	Needs Based Plan	Allocated Contributions	Advance and Allocation	Allocated Resources	Expenditures	Balance of Resources
			750,723	658,669		658,669	658,669	0
			12,300,310	11,679,218	0	11,679,218	8,058,765	3,620,453

This donor financial report is interim



Brian Ah Poe
Chief
Contribution Accounting and Donor Financial Reporting Branch

07/02/2020 11:00:39

Columns Definition

Needs Based Plan

Latest approved version of operational needs. WFP's needs-based plans constitute an appeal for resources to implement operations which are designed based on needs assessments undertaken in collaboration with government counterparts and partners

Allocated Contributions

Allocated contributions include confirmed contributions with exchange rate variations, multilateral contributions, miscellaneous income, resource transferred, cost recovery and other financial adjustments (e.g. refinancing). It excludes internal advance and allocation and contributions that are stipulated by donor for use in future years.

Advance and allocation

Internal advanced/allocated resources but not repaid. This includes different types of internal advance (Internal Project Lending or Macro-advance Financing) and allocation (Immediate Response Account)

Allocated Resources

Sum of Allocated Contributions, Advance and Allocation

Expenditures

Cumulative monetary value of goods and services received and recorded within the reporting period

Balance of Resources

Allocated Resources minus Expenditures