

SAVING
LIVES

CHANGING
LIVES



Liberia

Annual Country Report 2019

Country Strategic Plan
2018 - 2019



World Food
Programme

Table of contents

Summary	3
Context and Operations	6
CSP financial overview	8
Programme Performance	9
Strategic outcome 01	9
Strategic outcome 02	9
Strategic outcome 03	10
Strategic outcome 04	11
Strategic outcome 05	11
Strategic outcome 06	13
Cross-cutting Results	14
Progress towards gender equality	14
Protection	14
Accountability to affected populations	15
Environment	15
Digitizing school feeding	16
Data Notes	16
Figures and Indicators	18
WFP contribution to SDGs	18
Beneficiaries by Age Group	19
Beneficiaries by Residence Status	19
Annual Food Transfer	19
Annual Cash Based Transfer and Commodity Voucher	20
Strategic Outcome and Output Results	21
Cross-cutting Indicators	28

Summary

Two years after the inauguration of a new Government and just over a year following the launch of the new national development plan, the Pro-Poor Agenda for Prosperity and Development (PAPD), the Liberian economy continued to experience a steady downward performance occasioned by rising prices, soaring inflation of up to 30 percent, and weak banking sector.

In 2019, despite WFP's increased advocacy and vigorous resource mobilisation efforts with government and development partners, funding constraint across all strategic outcomes of the transitional interim country strategic plan (T-ICSP) impeded the implementation of planned activities. Efforts to secure funding from South-South Corporation and non-traditional donors including the UN Joint Programme accounted for 33 percent only of the country office total requirements for 2019.

Nonetheless, WFP managed to reach 47 percent of the beneficiaries planned for assistance with 46 percent of the food planned for distribution across all the T-ICSP outcomes. Outcome 2 (support government school feeding initiative and provide nutritional support to populations affected by HIV/TB), outcome 3 (address root causes of malnutrition through the provision of micro-nutrient/supplementation to targeted populations and strengthen capacity for national and sub-national institutions) were the most affected by the resource challenges. With funding received through the UN Joint Programmes on Rural Women Economic Empowerment (RWEE) and the Liberia Multi-Partners Trust Funds (LMPTF), WFP, in partnership with relevant UN agencies and line government ministries, provided support to smallholder farmers and contributed to strengthening capacity of national and sub-national institutions in targeted communities in line with SDG 2 and 17. Of the total beneficiaries supported, WFP assisted an estimated number of 98 people with disabilities including 58 women and 40 men.

In March 2019, WFP, in coordination with other development partners, supported the Government in conducting the first ever school feeding System Approach for Better Education Results (SABER) assessment in Liberia. The assessment identified key capacity gaps that the Government and partners must address to improve the education sector in the country. In the 2018/2019 school year, WFP provided daily hot and nutritious meals to 20,000 schoolchildren in 62 schools through home-grown school feeding (HGFSF), scaling up from 3,000 school children in 12 schools in 2016/17. In the 2019/2020 school year, WFP is providing HGFSF to 35,243 in 126 schools.

WFP facilitated the Government in providing a price monitoring technical training for the 15 subdivisions of the country to enable price monitors capture and facilitate experience-sharing, collection, analysis and reporting of market data to better communicate, improve the contents of the monthly market monitoring bulletins and strengthen partnerships. WFP also trained selected National Disaster Management Agency staff in mobile data collection and analysis, to enable them collect and analyse information on affected population for timely emergency responses.

Through the UN/REACH initiative, WFP and partners supported the National Scale Up Nutrition (SUN) Secretariat of Liberia and the Ministry of Health to strengthen advocacy for increased Government support in country. WFP, in collaboration with the SUN Movement in Liberia and the UN/REACH, organized a nutrition awareness-raising seminar with members of the House of Representatives of the 54th National Legislature under the theme "Legislature Engagement for Scaling Up Nutrition". It was an innovative move to continue engaging nutrition stakeholders from various sectors of society including government line ministries, civil society organizations, donors, INGOs and parliamentarians.

WFP hosted the UN Assistant Secretary-General and coordinator of the SUN Movement, Ms. Gerda Verburg, during her official visit to meet with an array of senior government officials including President George M. Weah, Ministers of Health, Agriculture, Finance and Development Planning as well as the United Nations and nutrition leaders in Liberia as part of her efforts to highlight the importance of investing in good nutrition for human and economic sustainable development.

An internal audit report covering the country office's operations in 2018 was released at the end of the first quarter of 2019. Following the recommendations from the audit, WFP in Liberia worked to improve the effectiveness of programme operations, although actions were implemented during the last quarter of 2019, when the Transitional Implementation country strategic plan (T-ICSP) was already completed and the CSP started to be implemented.

139,527



52%
female

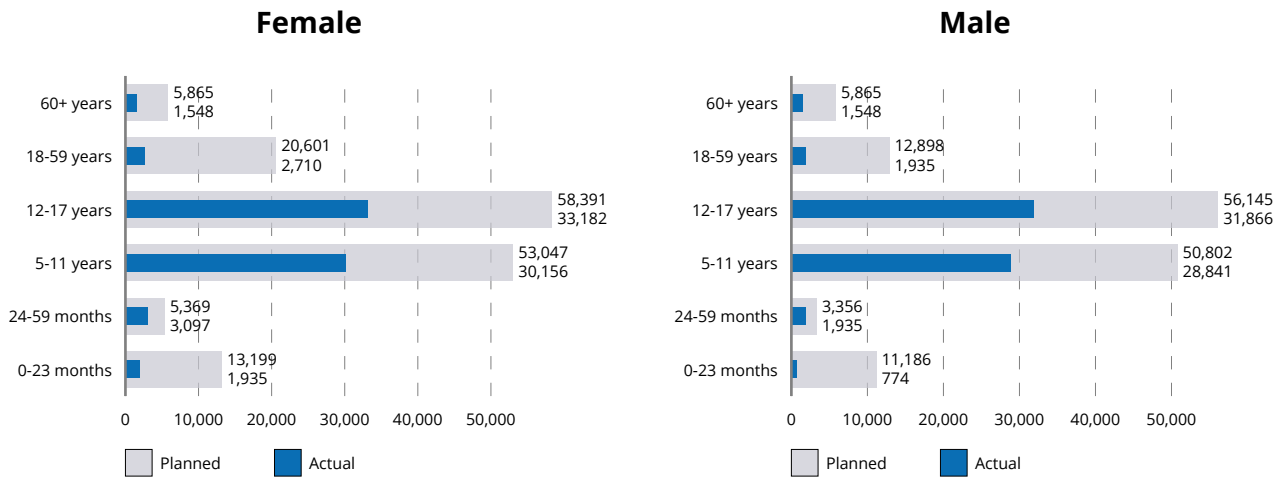


48%
male

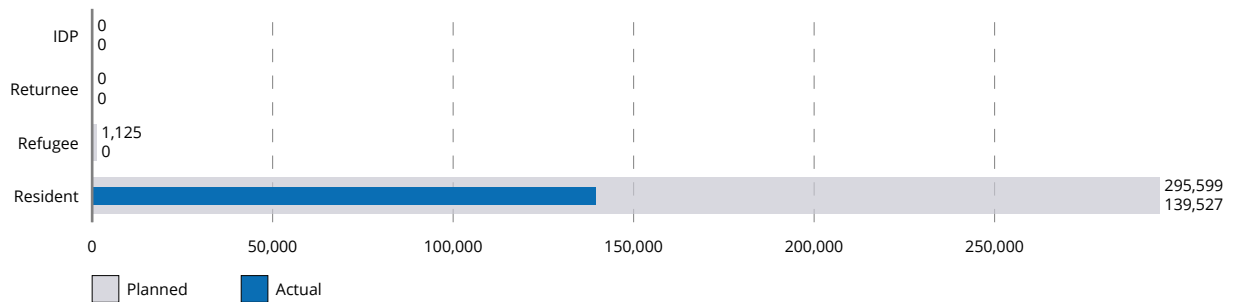
Total Beneficiaries in 2019

of which 98 is the estimated number of people with disabilities (58 Female, 40 Male)

Beneficiaries by Sex and Age Group



Beneficiaries by Residence Status

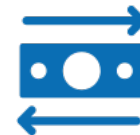


Total Food and CBT



1,731 mt

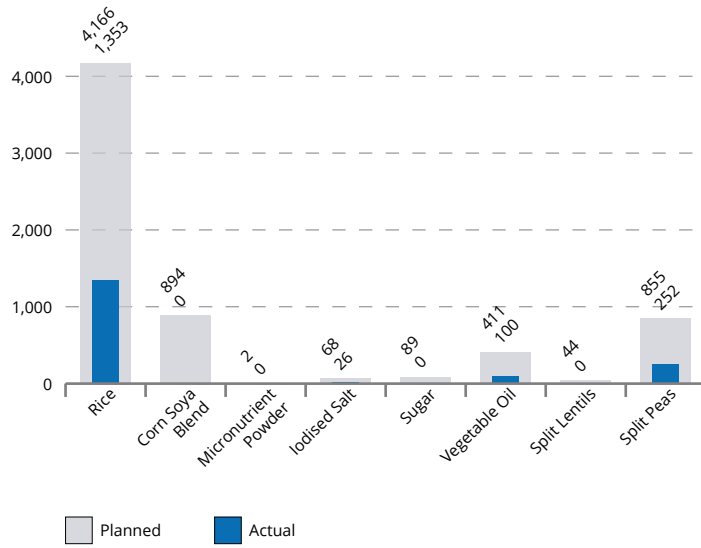
total actual food transferred in 2019
of 6,528 mt total planned




US\$ 221,673

total actual cash transferred in 2019
of \$US 1,464,275 total planned

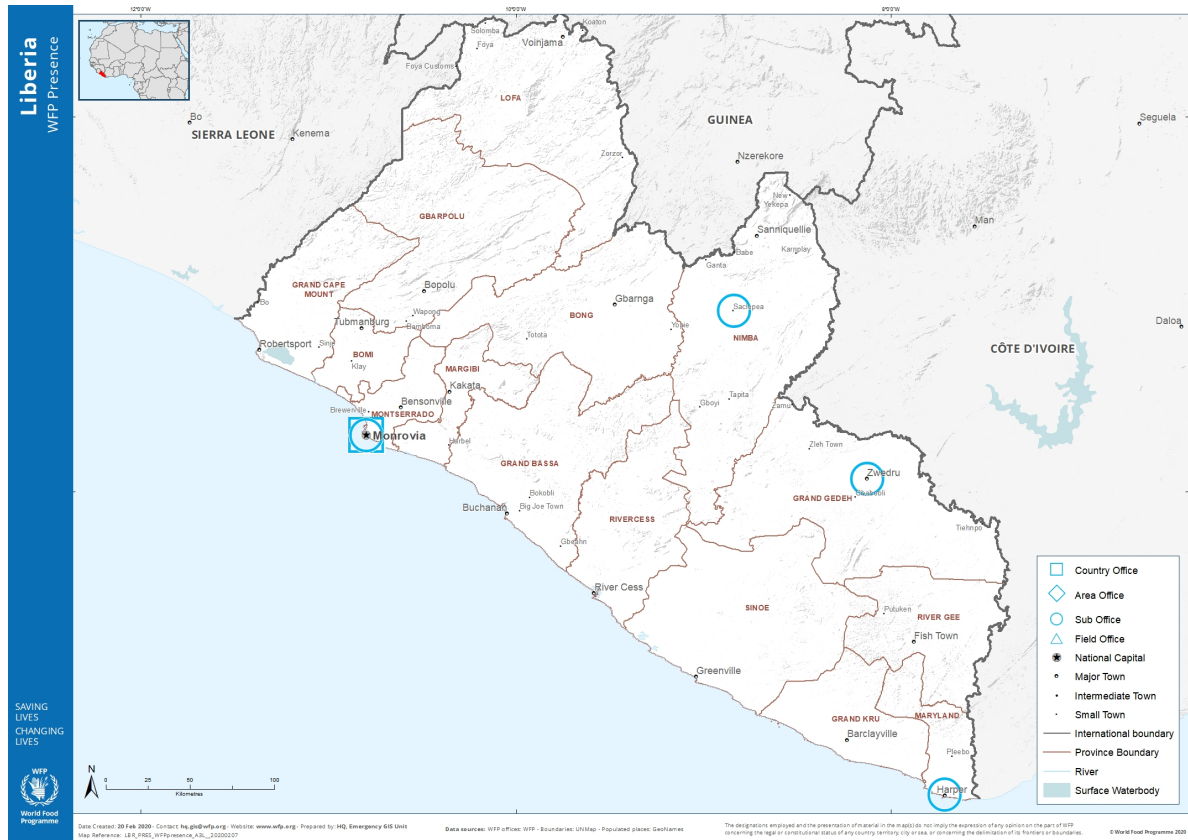
Annual Food Transfer



Annual Cash Based Transfer and Commodity Voucher



Context and Operations



With a population of 5 million (51 percent women), Liberia gained political independence in July 1847 and enjoyed an era of relative prosperity that was halted by a military coup staged in 1980. Following a 15-year civil war and 12 years of peace consolidation, there was a historic political transition in 2018 that saw Former President Ellen Johnson Sirleaf's 12 years of leadership giving way to former football maestro George Weah's administration in the first democratic transfer of power since 1944.

From the first quarter of 2019, Liberia experienced a period of bleak economic outlook that spread well into June, characterized by what media reports termed as "freefall" in the exchange rate of the Liberian dollar (LD) against the USD (falling as low as LD 200 to USD 1), a drop in export earnings and high unemployment. According to the Central Bank of Liberia, the third quarter of 2019 witnessed suppressed economic activity, reflected by a negative output gap. Liberia's inflation rate went as high as 27.3 percent in the second quarter, with no apparent sign of slowing down in the third or fourth quarter.

The country managed to maintain the peace, despite the prevailing volatile situation occasioned by a worsening economy, numerous street protests, and legislative electoral violence. In June, hundreds of thousands of people participated in an anti-government demonstration to press for economic reforms.

Liberia remains a low-income country and experienced chronic food insecurity since the outbreak of the civil war in 1990, despite its agriculturally conducive ecology. Liberia ranked 176 out of 189 countries in the UNDP 2019 Humanitarian Development report (HDI 2018), with a gross national income (GNI) per capita increase of about 12.7 percent between 1990 and 2018. Food insecurity was high in 2019, affecting one in five households, while 42 percent of households were marginally food secure and therefore vulnerable to food insecurity and shocks including abrupt climatic change (comprehensive Food Security and Nutrition Survey [CFSNS] 2018). Although the agriculture sector remained the main source of livelihoods for some 80 percent of the population, it was poorly incentivised, characterized by hand-tools driven subsistence farming and poor infrastructure.

There was an appreciable increase in Liberia's life expectancy at birth, by 17.7 years (2018 UNDP HDI). However, poverty, stunting, food insecurity, teenage pregnancy, and illiteracy were undoubtedly high, due in part to limited functional educational attainment. While net enrolment in primary school was 48 percent and 29 percent in early childhood education, Liberia's literacy rate of 47.6 percent ranked the country 156 in the world (32.8 percent of women and 62.4 percent of men were literate). Infant mortality was also among the highest in the world, with neo-natal mortality as high as 38 per 1000 live births. The infant mortality rate was 54 per 1000 live births, while mortality among children aged 6-59 months was at 94 per 1000 live births.

The Government of Liberia faced serious hurdles in its capacity to conduct assessments, manage disasters and monitor the activities of its numerous interventions. In 2019, WFP, under its Transitional Interim Country Strategic Plan (T-ICSP, January- June 2019) provided essential capacity strengthening support to the Government of Liberia to enable it to

more steadily address major food security, disaster management and climate-related challenges. The T-ICSP's six strategic outcomes addressed the following: support to refugees and other crisis-affected populations; nutritious food support for school-aged children and populations affected by HIV/TB; reduced malnutrition rate for targeted population (children aged 6-23 months); enhanced livelihoods for food-insecure smallholders and communities; capacity strengthening at national and sub-national institutional levels; and common service provision for humanitarian and development partners. The three outcomes of the country strategic plan (CSP) focused on food-insecure populations including school-aged children in targeted areas have access to adequate and nutritious food including food produced locally by 2030; Crisis-affected populations in targeted areas are able to meet their basic food and nutrition needs during and in the aftermath of crises; National and sub-national institutions have strengthened capacities by 2030.

WFP encountered funding challenges in the first half of 2019 in the implementation of its T-ICSP, with a 12 percent funding deficit as of 30 June. WFP assisted 3,087 girls under the girls take-home ration component of school feeding from a planned total of 4,000 in the first half of 2019. According to the 2018 CFSNS report, malnutrition among children aged 6-59 months in Liberia remained a serious problem with 35.5 percent stunted, 4.8 percent thin for their weight (global acute malnutrition), 15 percent underweight, and 3.7 percent overweight. WFP participated in joint stakeholder consultations aimed at improving the nutrition outlook of the country while supporting the nutrition sector activities of the Government.

CSP financial overview

WFP Liberia continued to experience severe lack of funding in 2019 that affected the levels of achievement of outcomes and breadth of programmes as envisaged in the Transitional Interim Country Strategic Plan (T-ICSP). WFP received USD 12.6 million, amounting at 43.94 percent against its needs-based plan requirements of USD 28.7 million for the last six months of the T-ICSP programme (January – June 2019). Among resources mobilised in 2019, USD 7.1 million was received in multilateral funding, whereas the remainder USD 5.6 million was retrieved from directed contributions, most of which were carried over from 2018. These were complemented with direct support to food security interventions to sustain peace in Liberia through joint programming with sister UN agencies thanks to the contributions from the Peacebuilding Fund and the Rural Women's Economic Empowerment Fund.

Notwithstanding, WFP continued responding to the most urgent needs, preventing further deterioration in food security and nutrition. WFP supported the Government of Liberia and worked towards strengthening the national capacities to achieve the government's national development agenda and contribute to the overall ambitions as set out under the Agenda 2063. Through increased collaborations with development partners and the Government, such strive was informed by WFP's constant monitoring of food and nutrition insecurity levels to leave no one behind and reach the most vulnerable in the country.

To counter the resource constraints, WFP continued to advocate for increased support to its food and nutrition security programmes, in close collaboration with the Government of Liberia, whilst seizing opportunities for increased partnerships with the private sector, international finance institutions and non-traditional development partners. These actions were built on the efforts conducted in 2018 as set out in the T-ICSP Partnership Action Plan, including the national stakeholders conference on home-grown school feeding (HGSF) co-organised with the Government and the donor community to enhance investment in the national HGSF programme. Hence, WFP continued to contribute to good progress towards an exit strategy but at a slower pace than originally planned. That is why broadening its resourcing base and ensuring sustainability of programmes remained at the core of WFP's strategic contribution to changing lives in Liberia.

In 2019, thanks to multilateral and private sector contributions, WFP was able to provide school meals under its flagship school feeding programme until the end of the school year in June 2019, whilst also enhancing the overall attendance rates of girls in schools through its girls take-home rations programme. However, persistent lack of resources - albeit increased advocacy efforts led - hampered WFP to contribute to the national efforts to reduce stunting rates among children aged 6-23 months under the strategic outcome 3.

Programme Performance

Strategic outcome 01

Refugees and other crisis-affected populations are able to meet their basic food and nutrition needs during and in the aftermath of crises across the country

Needs-based plan	Implementation plan	Available resources	Expenditures
\$1,416,536	\$0	\$168,652	\$71,372

Under strategic outcome 1 (crisis-affected populations have access to adequate food) of the transitional interim country strategic Plan (T-ICSP), WFP supported about 40,000 people affected by the sudden flooding crisis of 2018. The emergency food distribution occurred in four flood-stricken counties of Montserrado, Grand Bassa, Bomi and Margibi. In the first half of 2019, WFP continued its assistance to the government, building on its support initiated in the previous fiscal year, through the provision of training to staff of the National Disaster Management Agency (NDMA) in mobile data collection skills using electronic gadgets. This allowed the government to collect real time data during the 2019 flooding that was triggered by heavy rains although the flooding was not on a huge scale and so did not warrant WFP intervention. Drawing on lessons learnt, WFP also collaborated with the NDMA to ensure other planned activities including coordination and joint resource mobilization efforts were implemented in quarter two of 2019 as a preparedness measure for future emergencies. Due to funding limitations, as SO 1 was funded at 12 percent against the needs-based plan, the CO was unable to undertake advanced emergency preparedness measures for any unforeseen emergency.

A joint After-Action Review (AAR) conducted by the UN and the government counterparts identified the lack of adequate and accurate data to allow for a timely response by humanitarian actors as one of the main challenges that impeded the smooth delivery of assistance to people affected by the flood disaster. To address this, WFP conducted mobile data collection training for 35 staff from NDMA. The training provided NDMA staff and other government counterparts with the basic knowledge and skills in the use of Open Data Kit (ODK) for data collection, equip participants with practical ODK skills to manage, collect, aggregate and analyse data for reports and to setup platforms for managing emergency-related data.

In 2019, although the magnitude of the flood was not as overwhelming as in 2018, the government staff who were trained in mobile data collection, applied the skills acquired to collect data on flood-affected communities to inform government and partners' decision making. The timely and adequate information provided through a rapid assessment by the mobile data collection teams were used to assist flood-affected populations with specific non-food security related interventions including protection, water, sanitation and hygiene (WASH), and shelter.

As part of the prepared measure for future emergency interventions, WFP and NDMA ensured that adequate information was provided to populations in flood-affected communities to raise the required awareness. As no food assistance was provided under the T-ICSP, the country office's outcome assessment did not capture cross-cutting indicators such as beneficiary awareness about entitlement, selection criteria, and intervention duration under strategic outcome 1. Notwithstanding, the complaints and feedback mechanism toll-free hotline platform were used to receive from and provide feedback to populations in the flood-prone communities. The information received from beneficiaries was crucial to WFP Programme and the Government as it provided timely and accurate information to better inform decision makers about interventions.

Strategic outcome 02

School-aged children and populations affected by HIV/TB in targeted areas have access to adequate, safe and nutritious food all year round

Needs-based plan	Implementation plan	Available resources	Expenditures
\$5,319,314	\$4,952,905	\$2,809,198	\$2,733,269

Half-resourced against the needs-based plan, the strategic outcome 2 of the transitional interim country strategic plan (T-ICSP) was designed to contribute to addressing root causes of hunger in Liberia, targeting school-aged children and populations affected by HIV/AIDS and tuberculosis (TB) with access to adequate, safe and nutritious food. WFP implemented several sub-activities under this strategic outcome through the provision of daily school meals to schoolchildren, monthly take-home rations to adolescent girls, and capacity strengthening for government partners and small-scale producers. Under the T-ICSP in 2019 (January to June), WFP reached 111,842 children in 570 schools in five counties with daily hot and nutritious meals. Daily school meals were provided as mid-morning lunch to students in targeted schools. The meals were provided to students in pre-primary and primary classes (kindergarten through grade six) in public and community schools. The T-ICSP output that targeted direct nutrition support to people living with



HIV/AIDS and TB (PLHIV/TB) was not funded. However, nutrition-sensitive activities for PLHIVs and TB clients were implemented with funding support from Unified Budget, Results and Accountability Framework. Additionally, WFP participated in meetings and advocacy events with Global Funding and Ministry of Health aimed at raising funds for the programme.

Beneficiaries benefiting from hot meals included 20,573 pupils daily served with locally grown food items under the home-grown school feeding programme (HGFS). A model HGFS was implemented to promote local procurement, stimulate local food production, promote diet diversification and consumption of locally grown nutritious food items (rice, beans, local palm oil, sweet potatoes, eddoes, cassava and plantain). Through this initiative, WFP provided market opportunities for 23 farmers groups with a combined membership of 2,629 local farmers. The majority (62 percent) of the farmers were women.

WFP planned to reach 4,000 adolescent girls with monthly take-home rations (GTHR). However, WFP provided rations to 3,110 adolescent girls or beneficiaries in grades 4, 5 and 6 in targeted schools. The monthly take-home rations were provided as family rations for use by household sizes of five. Therefore, an additional 12,440 household members (6,219 females; 6,221 males) also benefited from the rations. The rations were conditional on girls' attendance of a minimum of 80 percent of the instructional period in each month, and specifically targeted districts where girls enrolment in school was very low compared to boys. The rations served the key purpose of discouraging any disproportionate gender parity against girls. WFP thus provided 1,711 mt of food items for both daily hot meals and monthly take-home rations.

To improve WFP's accountability and the proper management of beneficiary data and transfer of assistance, WFP used SCOPE for the registration of food assistance for assets creation and girls take-home rations (GTHR) beneficiaries. Limited funding prevented WFP from rolling out cash-based transfer interventions for 1,000 of the 4,000 GTHR beneficiaries planned for assistance. To mitigate the effects of the lack of cash assistance to the GTHR beneficiaries, WFP provided food in lieu of cash to all GTHR beneficiaries. Further, to re-enforce site-level accountability under the programme, WFP re-introduced monthly individual school-level cooperating partners distribution reporting (CPDR). This arrangement replaced the previous or county level combined CPDR which consolidated all school reports under a district or county into a single report.

As part of enhancing national capacities for school feeding, WFP provided various capacity strengthening opportunities to the national Government and school communities. School level training was conducted for school/community actors including Principals, Record Keepers or feeding managers, parents and teachers associations representatives and cooks. WFP also provided a vehicle and nine motorbikes on loan to the Ministry of Education to beef up programme monitoring and supervision. Community-based organizations received seven motorbikes to support the HGFS implementation. In close collaboration with the Government through the Ministries of Education, Agriculture, Finance and Development Planning, Health, Gender Children and Social Protection and the Liberia Institute for Statistics and Geo-information Services, WFP conducted the first School Feeding System Approach for Better Education Results (SABER) exercise. The SABER exercise identified several areas for capacity strengthening to these government functionaries to enhance their skills and knowledge in designing and managing a government-led school feeding programme as a multi-sectoral activity.

Strategic outcome 03

Targeted population (children 6 to 23 months) have reduced malnutrition, including reduced stunting rates in line with national targets by 2025

Needs-based plan	Implementation plan	Available resources	Expenditures
\$130,796	\$0	\$0	\$0

Through strategic outcome 3, Liberia transitional interim country strategic plan (T-ICSP) aimed to address the root causes of malnutrition by providing micronutrient/supplementation to targeted populations and strengthen the capacity of national and sub-national institutions to design and implement hunger-reduction policies and strategies. In line with the Government of Liberia's Pro-Poor Agenda for Prosperity and Development, WFP partnered with UNICEF, WHO and the Government of Liberia through the Ministry of Health to prioritize nutrition activities - such as the provision of macronutrients supplementation and social and behavioural change communication - tackling the high levels of chronic malnutrition in the country. Liberia's national average stunting rate is 35.5 percent as revealed by the government-led 2018 Comprehensive Food Security and Nutrition Survey.

Due to inadequate funding, with 0 percent resourcing retrieved for this outcome against the needs-based plan, WFP did not implement some of the activities planned in 2019. However, as the lead agency for the coordination of nutrition

activities among UN agencies in Liberia, WFP together with the UN Nutrition Working Group continued to support government efforts in improving nutrition. In 2018, the UN Country Team operationalized the activities of the Renewed Efforts Against Child Hunger and under Nutrition (REACH) platform in the country. REACH is a UN initiative that supports government efforts in promoting nutrition through Scaling Up Nutrition (SUN) movement. The UN Resident Coordinator, WFP, UNICEF, WHO, FAO, UN Women and UNFPA comprised the UN partners working on the REACH platform.

Strategic outcome 04

Food-insecure smallholders and communities in targeted areas have enhanced livelihoods to better meet food security and nutrition needs by 2030

Needs-based plan	Implementation plan	Available resources	Expenditures
\$2,274,892	\$3,027,751	\$2,576,479	\$2,525,469

As a resilience-building mechanism, this strategic outcome, fully resourced against the needs-based plan, aimed to strengthen smallholder farmers' capacity to maintain their productive livelihood assets and reduce post-harvest losses while providing sustainable market linkages for their surplus produce. To enhance resilience to climate-related seasonal shocks, WFP supported and sustained community grain reserves (CGRS) as a food insurance measure in shock-prone communities, supported behavioural change approaches through nutrition-sensitive agriculture activities aimed at promoting crop diet diversification, as well as promoting agriculture as a potential livelihood opportunity for smallholder women and youth farmers.

WFP smallholder productivity interventions were aligned to the national government's Pro-Poor Agenda for Prosperity and Development (PAPD) and were implemented in close collaboration with the Ministry of Agriculture, the Food and Agriculture Organization of the United Nations (FAO), United Nations Entity for Gender Equality and the Empowerment of Women (UN Women), civil society organizations and local NGOs.

The agriculture and livelihood activities within this strategic outcome included developing productive lowland assets for staple crop production through the food assistance for assets mechanism that provided in-kind food incentives of 1,275 mt for 4,019 beneficiaries (52 percent women). This entailed the provision of non-food items comprising agriculture inputs (seeds, tools, equipment and storage) essential to facilitating labour-based farm practices and curtailing post-harvest losses. Because of the delays associated with in-kind food items, the project's duration was revised to cover ten months (June 2019 to March 2020). Lessons learned and best practices from previous asset creation projects informed the design to focus on the crop seasonality, community livelihood patterns and duration which recommends a minimum of 18 months to achieve the desired results.

Through partnership with the Ministry of Agriculture, local government authorities and civil society groups including NGOs, WFP recorded achievements in the implementation of the three-pronged approach for resilience building tools. The country office successfully conducted and validated the integrated context analysis (ICA), applying the seasonal livelihood planning (SLP) and the community based participatory planning (CBPP) exercise. Due to the transition from the Transitional Country Strategic Plan to the Country Strategic Plan (CSP), the major activity on communications and education promotion for the agricultural sector to youths and schoolchildren did not materialize although the process was initiated with the Ministry of Agriculture.

With synergies reached through smallholder agriculture marketing (SAMs) support to aggregators and traders, WFP facilitated the aggregation and procurement of food items through the purchase of locally produced staples (rice, pulses and palm oil) for the home-grown school feeding and rural women empowerment programmes. The transfer modalities were through direct contract forwarding for the Rural Women Economic Empowerment (RWEE) joint programme from two local aggregators in Lofa County and the latter transfer modalities through the cash-based transfers facilitated by schools implementing the home-grown school feeding (HGFSF) programme. Achieving planned local procurement target was impeded by the aggregators' lack of a business plan, poor supply chain networks and infrastructure.

Under the fourth activity for strategic outcome 4, the most significant achievement was supporting the community grain reserves (CGRs) in managing and maintaining productive assets through lowland rice development and distributed agro-processing machines under the RWEE programme. This activity received additional funds to scale up CGR activities under the United Nations Joint Programme on RWEE. All other activities will be carried over to the CSP period (June to December 2020) and aligned with the seasonality associated with agriculture practices. The main challenges were due to funding to scale up planned capacity strengthening exercises and the slow pace associated with beneficiary registration through the corporate process.

Strategic outcome 05

National and sub-national institutions have strengthened capacity to manage food security and nutrition policies and programmes by 2025

Needs-based plan	Implementation plan	Available resources	Expenditures
\$221,764	\$219,880	\$170,247	\$169,560

With almost 80 percent resource availability against the needs-based plan, the strategic outcome 5 of the transitional-Interim Country Strategic Plan (T-ICSP) sought to contribute to enhanced national capacity in food security and nutrition monitoring and to ensure that national institutions have the capability to provide early warning on food and nutrition security and track progress toward zero hunger on a timely and regular basis. The outcome supported WFP Strategic Result 5 – Enhanced capacity and partnership towards zero hunger (SDG Target 17.9).

In the first half of 2019, WFP continued to assist the government's effort to put in place a robust food security monitoring system (FSMS) identified by the national food security and nutrition strategy. The FSMS consisted of three components: (1) market price monitoring (2) food security and nutrition surveillance (FSNS) and (3) comprehensive food security and nutrition survey. As part of this initiative, WFP provided technical and financial support for the resumption of the market price monitoring in May 2019, which was suspended in the first quarter of 2018 due to resource constraints.

In collaboration with the Ministry of Agriculture, Central Agriculture Research Institute, National Disaster Management Agency (NDMA), Environmental Protection Agency, and National Public Health Institute of Liberia, WFP provided technical and financial support to the government assessment of the caterpillar invasion in Maryland County, south-eastern Liberia.

WFP supported the NDMA emergency preparedness capacity through mobile data collection training in basic and advance survey authoring (digitization of data collection tools). Technical assistance was provided to the NDMA to develop and digitize its disaster incident checklist including temporary use of WFP data aggregation online platform. WFP also provided equipment (tablets and Internet modems) to facilitate data collection. This will enable NDMA provide real-time data and mapping of disaster-affected areas and populations to development partners for effective targeting and emergency response planning and interventions.

Support was provided to the Government to collect data and have a better understanding of the nutrition, food security and livelihood situation of PLHIV/TB in Liberia. A PLHIV/TB vulnerability study was conducted, and results were disseminated and used to raise awareness and mobilise resources.

WFP, in partnership with the Ministry of Health and other key stakeholders, finalized preparations for a study on the vulnerability, food security, nutrition and livelihood options for people affected by HIV/TB in Liberia. In this regard, the training aimed at strengthening the capacity of 40 representatives from government Ministries and Agencies and Civil Society Organizations involved in HIV/TB-related programmes was provided. The purpose of the assessment was to provide an in-depth understanding and examination of the nutritional status, as well as livelihood/social protection, food security and vulnerability gaps of PLHIV/TB in Liberia.

WFP achieved some of its planned activities to support the nutrition sector of the Government. In December 2018, WFP facilitated the recruitment of a national renewed efforts against child hunger nutrition (REACH) facilitator, who sits in WFP. With support from the REACH facilitator, Scaling Up Nutrition (SUN) Movement held the first Multi-sectoral platform meeting in February 2019 and was attended by high level dignitaries including the UN resident coordinator, the *Chargé d'Affaires* of the Embassy of Ireland, Ministers from line Ministries, civil society organizations and development partners. This marked the beginning of a successful SUN multi-sectoral platform (SUN MSP), currently seated within the Ministry of Health. To ensure that SUN MSP gain the required attention and strong political will, the United National Assistant Secretary General and Global Coordinator of the Scaling Up Nutrition, Ms. Gerda Verburg, visited Liberia in March 2019 and held discussions with the President vis-à-vis a political nutrition champion to strengthen the political commitment for nutrition. During the visit, Ms. Gerda Verburg also met with key stakeholders including the Ministers of Health, Agriculture, Education, Gender, Commerce and Industry as well as the National Standard Laboratory and the WASH Commission, Private sector and development partners, the UN Country Team and donors. Issues highlighted during the meetings included strengthening the government capacities to manage the SUN secretariat, ensure line ministries were fully engaged and coordinated at the steering committee level, and donor investment.

Additionally, the SUN multi-stakeholders platform made its first engagement with lawmakers on an awareness-creation on the nutrition situation in Liberia and establishment of the SUN secretariat going forward. Through the

REACH engagement and collaboration with the UN Nutrition Working Group, WFP provided technical support and contributed to the finalization of the National Nutrition Policy 2019-2023.

Strategic outcome 06

Humanitarian and development partners have access to common services throughout the year

Needs-based plan	Implementation plan	Available resources	Expenditures
\$593,285	\$0	\$0	\$0

Following a budget revision conducted in 2018, and as evidenced by the level of expenditures accrued in 2019, this strategic outcome was not carried out under the remainder of the Transitional Interim Country Strategic Plan (T-ICSP) portfolio from January to June 2019.

Cross-cutting Results

Progress towards gender equality

Improved gender equality and women's empowerment among WFP-assisted population

According to 2019 Human Development report Liberia has a Gender Inequality Index of 0.651, ranked 155 out of 162 countries. Women representation in the Liberian parliament is 11.7 percent and 18.5 percent of adult women reached at least a secondary level of education compared to 39.6 percent of their men counterparts. For every 100,000 live births, 725 women die from pregnancy-related causes; and the adolescent birth rate is 136 births per 1,000 women aged 15-19. The expected years of schooling for women is 8.8 years compared to 10.1 for men. Government spent 3.8 percent of its GDP on education.

In 2019, WFP in collaboration with the Government of Liberia (Ministries of Education, Agriculture, Health, Internal Affairs and Finance and Development Planning), the UN agencies, non-governmental organizations, and development partners, implemented programmes tailored toward reducing gender inequality. This was done through two main areas of focus (Resilience building and crisis response) and three activities: school feeding programme, unconditional resource transfer, and capacity strengthening.

School meals were provided to both girls and boys, and the girls take-home rations to adolescent girls (GTHR) was geared towards encouraging more enrolment, better attendance, and improved retention among girls as a way of boosting women education. Under the GTHR, 4,000 girls in pre-primary and primary schools received family rations of rice and oil for use by their households. Additionally, WFP incorporated women groups in the implementation of school feeding and resilience (food assistance for asset) programmes. The women groups provided food to the home-grown school feeding programme, offering the avenue to a more guaranteed income to their groups.

For capacity strengthening, WFP provided training such as data collection and analysis to women and men of National Disaster Management Agency and Liberia Institute of Statistics and Geo information Services. Also, WFP provided agro equipment (rice threshers) and constructed drying floors to two women groups operating Community Grain Reserves as a means of improving their harvest and post-harvest handling of rice and other agricultural produce.

WFP, along with UN agencies and Ministries of Gender, Children and Social Protection and Agriculture conducted joint awareness activities during Africa Day of School Feeding, 16 Days of Activism against gender-based violence, International Women's Day and World Food Day mainly focusing on gender equality.

Protection

Affected populations are able to benefit from WFP programmes in a manner that ensures and promotes their safety, dignity and integrity

The number of petty crimes and cases of armed robbery increased in Liberia in the last six to eight months of 2019, occasioned by the continuing increase in the cost of living and the number of drug users most of whom are also criminals. These unfolding developments compelled the Government to institute measures towards strengthening state security and legal frameworks to provide safety and legal services for the vulnerable populations. Through support from UN agencies and development partners, the Government also put in place measures to strengthen civil society organizations and institutions established to fight against sexual and gender-based violence.

Although efforts were being done by the Government, beneficiary protection remained a key programmatic concern for WFP in Liberia. Protection and other cross-cutting issues were systematically incorporated in all WFP strategic and operational documents including concept notes, funding proposals, partnership agreements and project monitoring tools. WFP encouraged all its staff to take advantage of training provided on protection and other cross-cutting themes.

To ensure that protection issues were elevated to the highest level among all partners, WFP upheld a Prevention of Sexual Exploitation and Abuse (PSEA) clause, which required all service providers and partners to commit to the protection of vulnerable populations particularly during the provision of assistance.

Furthermore, in 2019 WFP reviewed all existing contracts and agreements to ensure that they were updated to align with the PSEA and anti-fraud and anti-corruption clauses. WFP also expanded the coverage of the complaints and feedback mechanism to improve and increase awareness of the zero-tolerance policy on sexual exploitation and abuse. Awareness was also provided to beneficiaries during events such as the 16 Days of Activism against gender-based violence, International Women Day, Africa Day of School Feeding and during school level trainings. Evidence of the WFP efforts in creating awareness about beneficiaries' rights, entitlement and the zero-tolerance for Sexual Exploitation and Abuse in Liberia was presented in the 2019 outcome assessment which revealed that the WFP achieved more than 95 percent for all protection related cross-cutting indicator values.

Other measures instituted to ensure beneficiary protection consisted in the careful selection of distribution venues appropriate for the safety and security of beneficiaries, ensuring that distributions were completed early enough to allow beneficiaries reach their various destinations before darkness fell and distributing assistance in packages that were easy to handle and transport. Specifically, for the girls take-home ration distribution to adolescent girls in grades 4

to 6, parents were encouraged to represent their children to receive the ration on their behalf. In the case of food assistance for assets activities, distribution of incentives took place in the communities if project sites are located at a distance from the communities. In the case of emergency assistance in the aftermath of crisis, efforts were made to deliver assistance using the most appropriate modality determined in consultation with the beneficiaries.

Accountability to affected populations

Affected populations are able to hold WFP and partners accountable for meeting their hunger needs in a manner that reflects their views and preferences

WFP has a corporate commitment to be accountable to the people it served. This accountability to affected populations entails that affected people are involved in the programme design, implementation, monitoring and evaluation processes, and decisions are informed by and reflect the views of affected people.

Despite many challenges in the first six months of 2019, WFP Liberia ensured that information about its programmes and activities was adequately transmitted to stakeholders at all levels in the country. At the national level, WFP signed a letter of understanding with the Government through the Ministry of Finance and Development Planning to kick-start the implementation of the Country Strategic Plan (CSP). At the county level, WFP held a two-day stakeholder meeting to present the CSP to stakeholders at the county level. The Government of Liberia through the Ministry of Education was represented at the June Executive Board meeting when the CSP was approved.

The complaints and feedback mechanism (CFM) which was in place since 2016, was expanded to include two telephone service provider companies in Liberia to provide beneficiaries greater freedom and choice of a network to call WFP regardless of the type of service provider they are with. This meant that CFM covered all of WFP's operational areas in the entire country. In the first half of 2019, the system registered 46 calls from beneficiaries across the country of which 24 percent were calls made by women. The overwhelming reason for calling was to request information. Specifically, beneficiaries were eager to know the schedule or date for the next food distribution. As a way of expanding the coverage of the CFM, WFP developed and started the implementation of a communications plan. The communications plan sought to raise awareness about the CFM using community radio stations, town hall meetings and the distribution of flyers and posters to all WFP programme activity sites. The distribution of CFM posters and flyers commenced in 2019 and will continue in 2020 for all 746 activity sites. As a way of strengthening the business processes that are associated with the management of the CFM, a standard operating procedure was developed and highlighted how feedbacks received from beneficiaries will be managed and escalated. The SOP specifically provided for the escalation of prevention of sexual exploitation and abuse cases to the WFP management.

Environment

Targeted communities benefit from WFP programmes in a manner that does not harm the environment

Despite relatively lower trends of land use in comparison with its neighbouring coastal countries in West Africa, awareness-raising on the importance of preserving the environment through sustainable land usage is at the core of green actions implemented by the Government of Liberia through its Environmental Protection Agency (EPA) and development partners, including UNDP/GEF, Save My Future Liberia, Fauna and Flora of Liberia. Forests comprise almost two-thirds of the land surface, making it a key source of environmental concern for its preservation in Liberia, directly menaced by illicit artisanal mining of gold and diamond and unsustainable garbage disposal. These threats, together with urban river pollution and insufficient sensitization on the sector, resulted in the adoption of negative coping strategies by the most food insecure populations, especially in Nimba and Montserrado counties with highest levels of food insecurities (e.g. charcoal production).

Liberia is prone to seasonal flooding with heavy rains starting from late May each year, menacing the agriculture sector and enhancing constraints caused by underdeveloped road infrastructure, directly contributing to impeding access to hard-to-reach areas and the most food insecure people. To counteract such trend, WFP adopted environmental and social safeguards in its programming with the aim of avoiding causing unintended harm to the environment or populations whilst promoting proper agriculture-related practices, thereby investing in sustainable value chain activities at community level. In this context, WFP's livelihood and resilience activities enhanced overall understanding of smallholder farmers in prioritising farming in lowlands and inland valleys and disengage from upland farming practices, thereby directly contributing to the reduction in deforestation in central and north-west counties in which slash and burn upland farming is commonly undertaken. In parallel, in those areas that record higher levels of illicit mining for minerals, particularly by unemployed youth in south-east counties, WFP promoted its food for asset creation activities as an alternative source of livelihood to attract youth participation. Lastly, albeit severe funding deficits, WFP continued to facilitate the introduction of fuel-efficient stoves in schools under its school feeding programme, directly contributing to less deforestation and less greenhouse gas emissions in Liberia.

Digitizing school feeding

On a sunny afternoon on 13 June, WFP and representatives from the Ministry of Education (MoE) began the registration through the WFP's beneficiary and transfer management platform (SCOPE), and authentication of over 100 women students at the Martha Tubman School in Sanniquelle, Nimba County.

Little Paynegale Payne, 12, of grade six stood in line patiently awaiting her turn to be registered for the monthly girls' take-home rations. She kept leaning and peeping over classmates to get a better view of what was going on ahead of her.

Asked whether the monthly food rations she received from WFP and MoE were contributing to her studies, she nodded twice, "Yes, yes. I am doing well in my lessons because I take my food home and share with my family and the food helps me study hard".

Paynegale has the desire "to become a medical doctor to help my people." Starting school in 2014, she has already made three double promotions, overtaking friends she started with. WFP and MoE's girls' take-home rations (GTHR), as part of the school feeding programme, have encouraged her to continue in school.

WFP and MoE provide GTHR to female students to encourage more enrolment, better attendance, and improved retention among girls as a way of boosting women's education. Under the GTHR, 3,600 girls in pre-primary and primary school get rice and oil assistance for use by their households and themselves.

According to WFP's school feeding handbook, "girls take-home rations are normally conditional on a minimum monthly attendance. The required minimum attendance is to be determined with the education authorities in the country while designing the programme. A fixed ration is distributed at the end of each period (e.g. month, term) to every qualifying child from the target group who meets this attendance criterion. The ration is meant to both incentivise households to send their children to school and transfer additional value to household members. A ration should be provided to each child meeting the criteria e.g. every additional girl enrolled and meeting the attendance criterion, rather than to each household whatever the number of children enrolled."

In June 2019, Liberia has started introducing SCOPE, WFP's flagship system for WFP's beneficiary information and transfer management, to register and authenticate girls that benefit from Take-Home Rations (GTHR) under its School Feeding Programme. The SCOPE registration in Nimba County was the beginning of a process that covers all schools in Nimba, Sinoe, Maryland, Grand Kru and Gbarpolu Counties where WFP and MoE are currently implementing School Feeding Programme.

Ericson Tokpah, Martha Tubman School Principal, said: "From now on SCOPE will help us get the right amount of food for students' monthly attendance in school. These monthly rations of up to 25 kilogrammes of rice and vegetable oil are very helpful to the female students and to the entire family. The food rations are very important in helping to keep our girls in school and it has helped improved girl-child enrollment, too".

The SCOPE platform enables WFP and partners to register beneficiaries, create and store information on the quantity of food or amount of money they are entitled to in the form of cash or vouchers. The system ensures that the right amount of assistance/food reaches those most in need, using biometric authentication. SCOPE therefore ensures transparency and accountability to beneficiaries and development partners.

Summary

Number of people with disabilities estimated from monitoring reports.

Strategic outcome 01

The outcome indicators were not collected in 2019 because this strategic outcome was not implemented. For the output indicators, only the "number of non-food items distributed" out of five output indicators was reported due to planned activities that were carried in 2020.

Strategic outcome 02

School feeding outcome: The 2019 follow-up values for the food security indicators (FCS, FES, & rCSI) linked to the take-home rations were collected to help understand the food security situation at household level of the girls benefiting from the take home rations. All other school feeding related indicators were collected.

Nutrition: Nutrition indicator "ART Default Rate" could not be collected because the activity was not implemented due to resources constraints.

School Feeding output Indicator: Two indicators "Total amount of cash transferred to beneficiaries and number of retailers participating in cash-based transfer programmes" linked to the girls take home rations, were not collected in 2019 as the CBT component of the take-home ration was not implemented. The indicators values associated with the conventional school feeding and the food related component of the take-home ration are available in COMET.

Nutrition: The five nutrition-related output indicators "(1) Number of women, men, boys and girls receiving food/cash-based transfers/commodity vouchers, (2) Quantity of food provided, (3) Quantity of non-food items distributed, (4) Total amount of cash transferred to targeted beneficiaries, (5) Number of rations provided, could not be measured as the Nutrition activity was not implemented in 2019.

Strategic outcome 03

This strategic outcome was not implemented in 2019.

Strategic outcome 04

Food assistance for asset: The indicators "Proportion of the population in targeted communities reporting environmental benefits (EBI)" and the "Proportion of targeted communities where there is evidence of improved capacity to manage climate shocks and risks" were not collected in 2019 as the implementation of interventions which would led to the collection of these indicators were not implemented in the first half of 2019 which was covered by the T-ICSP. The measurement of this indicators "Rate of post-harvest losses" was not done because WFP did implement the activity that could support data collection for this indicator.

Food Assistance for asset: All the output data were reported for 2018 except for "Total amount of cash transferred to targeted beneficiaries" .

Strategic outcome 05


This strategic outcome was not implemented in 2019.


Strategic outcome 06

This strategic outcome was not implemented in 2019.

Figures and Indicators

WFP contribution to SDGs

 SDG 2: End hunger, achieve food security and improved nutrition and promote sustainable agriculture										
WFP Strategic Goal 1: Support countries to achieve zero hunger					WFP Contribution (by WFP, or by governments or partners with WFP Support)					
SDG Indicator	National Results			SDG-related indicator		Direct			Indirect	
	Female	Male	Overall			Female	Male	Overall		
Prevalence of undernourishment	%				Number of people reached (by WFP, or by governments or partners with WFP support) to improve their food security	Number	5,531	2,188	7,719	38,595
Average income of small-scale food producers, by sex and indigenous status	US\$				Number of small-scale food producers reached (by WFP, or by governments or partners with WFP support) with interventions that contribute to improved incomes	Number	4,084	3,177	7,261	23,160
Proportion of agricultural area under productive and sustainable agriculture	%				Number of people reached (by WFP, or by governments or partners with WFP support) with interventions that aim to ensure productive and sustainable food systems	Number	1,536	659	2,195	
					Number of hectares of land rehabilitated (by WFP, or by governments or partners with WFP support)	Ha			33	

 SDG 17: Strengthen the means of implementation and revitalize the global partnership for sustainable development										
WFP Strategic Goal 2: Partner to support implementation of the SDGs					WFP Contribution (by WFP, or by governments or partners with WFP Support)					
SDG Indicator	National Results			SDG-related indicator		Direct			Indirect	
	Overall	Overall	Overall			Overall				
Dollar value of financial and technical assistance (including through North-South, South-South and triangular cooperation) committed to developing countries	US\$				Dollar value (within WFP portfolio) of technical assistance and country capacity strengthening interventions (including facilitation of South-South and triangular cooperation)	US\$	25,000			

Beneficiaries by Age Group

Beneficiary Category	Gender	Planned	Actual	% Actual vs. Planned
Total Beneficiaries	male	140,252	66,899	48%
	female	156,472	72,628	46%
	total	296,724	139,527	47%
By Age Group				
0-23 months	male	11,186	774	7%
	female	13,199	1,935	15%
	total	24,385	2,709	11%
24-59 months	male	3,356	1,935	58%
	female	5,369	3,097	58%
	total	8,725	5,032	58%
5-11 years	male	50,802	28,841	57%
	female	53,047	30,156	57%
	total	103,849	58,997	57%
12-17 years	male	56,145	31,866	57%
	female	58,391	33,182	57%
	total	114,536	65,048	57%
18-59 years	male	12,898	1,935	15%
	female	20,601	2,710	13%
	total	33,499	4,645	14%
60+ years	male	5,865	1,548	26%
	female	5,865	1,548	26%
	total	11,730	3,096	26%

Beneficiaries by Residence Status

Residence Status	Planned	Actual	% Actual vs. Planned
Resident	295,599	139,527	47%
Refugee	1,125	0	0%
Returnee	0	0	-
IDP	0	0	-

Annual Food Transfer

Commodities	Planned Distribution (mt)	Actual Distribution (mt)	% Actual vs. Planned
Everyone has access to food			
Strategic Outcome: Strategic Outcome 01			
Rice	225	0	0%
Iodised Salt	3	0	0%

Commodities	Planned Distribution (mt)	Actual Distribution (mt)	% Actual vs. Planned
Vegetable Oil	14	0	0%
Split Peas	34	0	0%
Strategic Outcome: Strategic Outcome 02			
Rice	2,440	1,176	48%
Corn Soya Blend	894	0	0%
Iodised Salt	65	26	40%
Sugar	89	0	0%
Vegetable Oil	328	93	28%
Split Peas	642	233	36%
No one suffers from malnutrition			
Strategic Outcome: Strategic Outcome 03			
Micronutrient Powder	2	0	0%
Smallholders have improved food security and nutrition			
Strategic Outcome: Strategic Outcome 04			
Rice	1,501	177	12%
Vegetable Oil	69	7	10%
Split Lentils	44	0	0%
Split Peas	180	19	11%

Annual Cash Based Transfer and Commodity Voucher

Modality	Planned Distribution (CBT)	Actual Distribution (CBT)	% Actual vs. Planned
Smallholders have improved food security and nutrition			
Cash	412,400	221,673	54%
Everyone has access to food			
Cash	90,000	0	0%
Cash	961,875	0	0%

Strategic Outcome and Output Results

Strategic Outcome 01	Refugees and other crisis-affected populations are able to meet their basic food and nutrition needs during and in the aftermath of crises across the country	- Crisis Response						
Activity 01	1: Provide General Food Assistance to vulnerable households affected by disasters and/or other disruptions	Beneficiary Group	Activity Tag		Planned	Actual		
Output A	Crisis-affected populations receive food and/or cash transfers in order to meet basic food and nutrition needs							
A.1	Beneficiaries receiving food transfers	All	General Distribution	Female Male Total	7,500 5,000 12,500			
A.1	Beneficiaries receiving cash-based transfers	All	General Distribution	Female Male Total	600 400 1,000			
A.2	Food transfers			MT	276	0		
A.3	Cash-based transfers			US\$	961,875			
A.5	Quantity of non-food items distributed							
	Value of non-food items distributed		Institutional capacity strengthening activities	US\$	1,000	1,000		
	Quantity of tablets/phones distributed		Institutional capacity strengthening activities	non-food item	25	25		
A.8	Number of rations provided							
	Number of rations provided		General Distribution	ration	562,500	0		
Outcome results				Baseline	End-CSP Target	2019 Target	2019 Follow-up value	2018 Follow-up value
Flood Affected Household; Liberia; Cash, Food								
Consumption-based Coping Strategy Index (Average)								
	Act 01: 1: Provide General Food Assistance to vulnerable households affected by disasters and/or other disruptions	General Distribution	Female Male Overall	3.99 3.24 3.51	≤3.99 ≤3.24 ≤3.51	≤3.99 ≤3.24 ≤3.51		2.34 2.83 2.65
Food Expenditure Share								
	Act 01: 1: Provide General Food Assistance to vulnerable households affected by disasters and/or other disruptions	General Distribution	Female Male Overall	40 40.20 40.10	<40 <40.20 <40.10	<40 <40.20 <40.10		36 34 35
Flood Affected Households; Liberia; Cash, Food								
Food Consumption Score								

Percentage of households with Acceptable Food Consumption Score	Act 01: 1: Provide General Food Assistance to vulnerable households affected by disasters and/or other disruptions	General Distribution	Female Male Overall	80.20 80.50 80.40	>80.20 >80.50 >80.40	>80.20 >80.50 >80.40	88.20 96.20 92.20
Percentage of households with Borderline Food Consumption Score	Act 01: 1: Provide General Food Assistance to vulnerable households affected by disasters and/or other disruptions	General Distribution	Female Male Overall	11.20 11.40 11.30	<11.20 <11.40 <11.30	<11.20 <11.40 <11.30	7.50 3.10 5.30
Percentage of households with Poor Food Consumption Score	Act 01: 1: Provide General Food Assistance to vulnerable households affected by disasters and/or other disruptions	General Distribution	Female Male Overall	8.60 8.10 8.30	<8.60 <8.10 <8.10	<8.60 <8.10 <8.10	4.30 0.60 2.50

Strategic Outcome 02		School-aged children and populations affected by HIV/TB in targeted areas have access to adequate, safe and nutritious food all year round		- Nutrition Sensitive - Root Causes				
Activity 02	2: Provide safe, adequate and nutritious school meals to targeted school age children and monthly take-home rations to adolescent girls	Beneficiary Group	Activity Tag		Planned	Actual		
Output A	: Primary school children receive a nutritious meal every day they attend school in order to meet basic food and nutrition needs and increase school enrollment							
Output A	Adolescent girls receive food/cash-based transfers in order to meet basic food and nutrition needs and improve gender parity in access to primary education							
Output C	Targeted populations benefit from enhanced national and sub-national capacities to manage school meals in order to meet basic food and nutrition needs							
A.1	Beneficiaries receiving food transfers	Students (primary schools)	School feeding (take-home rations)	Female Male Total	9,000 6,000 15,000	9,329 6,221 15,550		
			School feeding (on-site)	Female Male Total	58,800 61,200 120,000	39,317 40,922 80,239		
A.1	Beneficiaries receiving cash-based transfers	Students (primary schools)	School feeding (take-home rations)	Female Male Total	3,000 2,000 5,000			
A.2	Food transfers			MT	2,854	1,528		
A.3	Cash-based transfers			US\$	90,000			
A.5	Quantity of non-food items distributed							
	Quantity of agricultural tools distributed		School feeding (on-site)	non-food item	11,859	11,859		

	Quantity of kitchen utensils distributed (plates, spoons, cooking pots etc.)		School feeding (on-site)	non-food item	50,000	50,000		
	Quantity of fuel efficiency stoves distributed		School feeding (on-site)	non-food item	200	0		
A.8	Number of rations provided							
	Number of rations provided		School feeding (take-home rations)	ration	2,700,000	2,237,910		
			School feeding (on-site)	ration	15,000,000	7,589,759		
C.1	Number of people trained							
	Number of PTA members trained in school feeding management or implementation		School feeding (on-site)	individual	532			
	Number of cooks trained in nutrition and healthy cooking		School feeding (on-site)	individual	164			
	Number of headmasters trained in school feeding management		School feeding (on-site)	individual	532			
Activity 03	3: Provide food and nutritional support to targeted groups (PLHIV, TB patients and their affected households)	Beneficiary Group	Activity Tag		Planned	Actual		
Output A	HIV/TB-affected populations and PMTCT clients and their households receive food transfers in order to meet basic food and nutrition needs							
A.1	Beneficiaries receiving food transfers	ART clients	HIV/TB Care& treatment;	Female Male Total	8,134 5,423 13,557			
		Pregnant and lactating women	HIV/TB Care& treatment;	Female Male Total	3,236 2,158 5,394			
		PMTCT clients	HIV/TB Care& treatment;	Female Male Total	648 431 1,079			
		TB treatment clients	HIV/TB Care& treatment;	Female Male Total	3,133 2,087 5,220			
A.2	Food transfers			MT	1,604	0		
Outcome results				Baseline	End-CSP Target	2019 Target	2019 Follow-up value	2018 Follow-up value
Adolescent girls benefiting from take-home ration; Liberia; Food								
Food Consumption Score								
Percentage of households with Acceptable Food Consumption Score	Act 02: 2: Provide safe, adequate and nutritious school meals to targeted school age children and monthly take-home rations to adolescent girls	School feeding (take-home rations)	Female Male Overall	85.80 87 86.60	>85.80 >87 >86.60	>85.80 >87 >86.60	55.60 72.70 67.60	

Percentage of households with Borderline Food Consumption Score	Act 02: 2: Provide safe, adequate and nutritious school meals to targeted school age children and monthly take-home rations to adolescent girls	School feeding (take-home rations)	Female	11.70	<11.70	<11.70	22.20	
			Male	11.50	<11.50	<11.50	16.40	
			Overall	11.60	<11.60	<11.60	18.10	
Percentage of households with Poor Food Consumption Score	Act 02: 2: Provide safe, adequate and nutritious school meals to targeted school age children and monthly take-home rations to adolescent girls	School feeding (take-home rations)	Female	2.40	<2.40	<2.40	22.20	
			Male	1.50	<1.50	<1.50	10.90	
			Overall	1.80	<1.80	<1.80	14.30	
School age children; Liberia; Food								
Gender ratio								
	Act 02: 2: Provide safe, adequate and nutritious school meals to targeted school age children and monthly take-home rations to adolescent girls	School feeding (on-site)	Overall	0.90	=1	=1	0.91	0.94
School Age children; Liberia; Food								
Enrolment rate								
	Act 02: 2: Provide safe, adequate and nutritious school meals to targeted school age children and monthly take-home rations to adolescent girls	School feeding (on-site)	Female	0	>6	>6	0.23	0.20
			Male	0	>6	>6	0.72	2.09
			Overall	0	>6	>6	0.46	0.99
Food Expenditure Share								
	Act 02: 2: Provide safe, adequate and nutritious school meals to targeted school age children and monthly take-home rations to adolescent girls	School feeding (take-home rations)	Female	40	<40	<40	64.80	
			Male	40.20	<40.20	<40.20	45.30	
			Overall	40.10	<40.10	<40.10	51.10	
School Children and take home ration; Liberia; Food								
Consumption-based Coping Strategy Index (Average)								
	Act 02: 2: Provide safe, adequate and nutritious school meals to targeted school age children and monthly take-home rations to adolescent girls	School feeding (on-site)	Female	3.99	<3.99	<3.99	6.24	
			Male	3.24	<3.24	<3.24	4.27	
			Overall	3.51	<3.51	<3.51	4.86	
School Children attending WFP assisted School; Liberia; Food								
Retention rate / Drop-out rate (new)								
Drop-out rate	Act 02: 2: Provide safe, adequate and nutritious school meals to targeted school age children and monthly take-home rations to adolescent girls	School feeding (on-site)	Female	7.85	≤5	≤5	3.37	1.77
			Male	7.82	≤5	≤5	1.31	1.76
			Overall	7.83	≤5	≤5	2.42	1.77

Retention rate	Act 02: 2: Provide safe, adequate and nutritious school meals to targeted school age children and monthly take-home rations to adolescent girls	School feeding (on-site)	Female	92.15	≥95	≥95	96.63	98.23
			Male	92.18	≥95	≥95	98.69	98.24
			Overall	92.17	≥95	≥95	97.58	98.23

Strategic Outcome 03	Targeted population (children 6 to 23 months) have reduced malnutrition, including reduced stunting rates in line with national targets by 2025	- Root Causes						
Activity 04	4.Provided nutritious foods to households with children 6-23 months in counties with highest prevalence of stunting and provide nutrition education and sensitization to different groups and stakeholders	Beneficiary Group	Activity Tag		Planned	Actual		
Output A	Targeted households receive micro-nutrient dense food in order to improve nutrition status							
A.1	Beneficiaries receiving food transfers	Children	Prevention of stunting	Female Male Total	7,737 7,737 15,474			
A.2	Food transfers			MT	2	0		

Strategic Outcome 04	Food-insecure smallholders and communities in targeted areas have enhanced livelihoods to better meet food security and nutrition needs by 2030	- Resilience Building						
Activity 05	5: Build, rehabilitate and maintain productive assets including climate adaptation measures for targeted smallholders	Beneficiary Group	Activity Tag		Planned	Actual		
Output A	Women, men, boys and girls receive food/cash-based transfers/commodity vouchers in order to improve their livelihoods and resilience to natural shocks and climate change							
Output D	Community members benefit from productive assets in order to improve their livelihoods and resilience to natural shocks and climate change							
A.1	Beneficiaries receiving food transfers	All	Food assistance for asset	Female Male Total	15,000 10,000 25,000	13,897 9,263 23,160		
A.1	Beneficiaries receiving cash-based transfers	All	Food assistance for asset	Female Male Total	3,000 2,000 5,000			
A.2	Food transfers			MT	1,586	203		
A.3	Cash-based transfers			US\$	90,000			
A.8	Number of rations provided							
	Number of rations provided		Food assistance for asset	ration	2,250,000	202,170		

D.1	Number of assets built, restored or maintained by targeted households and communities, by type and unit of measure							
	Hectares (ha) of agricultural land benefiting from rehabilitated irrigation schemes (including irrigation canal repair, specific protection measures, embankments, etc)		Smallholder agricultural market support activities	Ha	3	3		
	Hectares (ha) of agricultural land benefiting from new irrigation schemes (including irrigation canal construction, specific protection measures, embankments, etc)		Food assistance for asset	Ha	30	30		
	Number of social infrastructures and Income Generating infrastructures rehabilitated (School Building, Facility Center, Community Building, Market Stalls, etc.)		Food assistance for asset	Number	5			
	Hectares (ha) of gardens created		Food assistance for asset	Ha	15	10		
	Kilometres (km) of feeder roads rehabilitated		Food assistance for asset	Km	10	10		
Activity 07	7: Provide agricultural market support (including HGSP) to smallholder farmers.	Beneficiary Group	Activity Tag		Planned	Actual		
A.1	Beneficiaries receiving food transfers	Children (pre-primary)	School feeding (on-site)	Female Male Total	9,800 10,200 20,000			
A.1	Beneficiaries receiving cash-based transfers	Children (pre-primary)	School feeding (on-site)	Female Male Total	9,800 10,200 20,000	10,083 10,495 20,578		
A.2	Food transfers			MT	208	0		
A.3	Cash-based transfers			US\$	322,400	221,674		
Outcome results				Baseline	End-CSP Target	2019 Target	2019 Follow-up value	2018 Follow-up value
Smallerholders farmers; Liberia; Food								
Percentage of WFP food procured from smallholder farmer aggregation systems								
	Act 07: 7: Provide agricultural market support (including HGSP) to smallholder farmers.	Institutional capacity strengthening activities	Overall		6	≥10	≥10	4 18
Smallholder farmers group; Liberia; Food								
Percentage of targeted smallholders selling through WFP-supported farmer aggregation systems								
	Act 07: 7: Provide agricultural market support (including HGSP) to smallholder farmers.	School feeding (on-site)	Female		11	≥11	≥11	12 11
			Male		11	≥11	≥11	13 11
			Overall		22	≥22	≥22	25 22
smallholder farmers; Liberia; Capacity Strengthening								
Value and volume of smallholder sales through WFP-supported aggregation systems								

Value (USD)	Act 07: 7: Provide agricultural market support (including HGSF) to smallholder farmers.	Institutional capacity strengthening activities	Overall	477,299.59	≥477,299.59	≥477,299.59	52,363.52	477,299.59
Volume (MT)	Act 07: 7: Provide agricultural market support (including HGSF) to smallholder farmers.	Institutional capacity strengthening activities	Overall	613.87	>613.87	>613.87	60.07	613.87

Cross-cutting Indicators

Affected populations are able to benefit from WFP programmes in a manner that ensures and promotes their safety, dignity and integrity								
Proportion of targeted people having unhindered access to WFP programmes (new)								
Target group, Location, Modalities	Activity Number	Activity Tag	Female/Male/Overall	Baseline	End-CSP Target	2019 Target	2019 Follow-up value	2018 Follow-up value
Adolescent girls benefitting from take home ration; Liberia; Food	Act 02: 2: Provide safe, adequate and nutritious school meals to targeted school age children and monthly take-home rations to adolescent girls	School feeding (take-home rations)	Female	95	=100	=100	97	
			Male	90	=100	=100	95	
			Overall	97	=100	=100	99	
Proportion of targeted people receiving assistance without safety challenges (new)								
Target group, Location, Modalities	Activity Number	Activity Tag	Female/Male/Overall	Baseline	End-CSP Target	2019 Target	2019 Follow-up value	2018 Follow-up value
Adolescent girls benefitting from take home ration; Liberia; Food	Act 02: 2: Provide safe, adequate and nutritious school meals to targeted school age children and monthly take-home rations to adolescent girls	School feeding (take-home rations)	Female	94.26	≥90	≥90	100	
			Male	95	≥90	≥90	99	
			Overall	94.99	≥90	≥90	99	
Proportion of targeted people who report that WFP programmes are dignified (new)								
Target group, Location, Modalities	Activity Number	Activity Tag	Female/Male/Overall	Baseline	End-CSP Target	2019 Target	2019 Follow-up value	2018 Follow-up value
Adolescent girls benefitting from take home ration; Liberia; Food	Act 02: 2: Provide safe, adequate and nutritious school meals to targeted school age children and monthly take-home rations to adolescent girls	School feeding (take-home rations)	Female	90	≥90	≥90	98	
			Male	95	≥90	≥90	97	
			Overall	90	≥100	≥100	97	

Targeted communities benefit from WFP programmes in a manner that does not harm the environment								
Proportion of activities for which environmental risks have been screened and, as required, mitigation actions identified								
Target group, Location, Modalities	Activity Number	Activity Tag	Female/Male/Overall	Baseline	End-CSP Target	2019 Target	2019 Follow-up value	2018 Follow-up value
Food For Asset Beneficiaries; Liberia; Cash, Food	Act 05: 5: Build, rehabilitate and maintain productive assets including climate adaptation measures for targeted smallholders	Food assistance for asset	Overall	0	=100	=100		

Improved gender equality and women's empowerment among WFP-assisted population									
Proportion of food assistance decision-making entity – committees, boards, teams, etc. – members who are women									
Target group, Location, Modalities	Activity Number	Activity Tag	Category	Female/Male/Overall	Baseline	End-CSP Target	2019 Target	2019 Follow-up value	2018 Follow-up value

Floor affected households; Liberia; Cash, Food	Act 02: 2: Provide safe, adequate and nutritious school meals to targeted school age children and monthly take-home rations to adolescent girls	School feeding (take-home rations)		Overall	47.18	=50	=50	47	47.18
--	---	------------------------------------	--	----------------	-------	-----	-----	----	-------

Type of transfer (food, cash, voucher, no compensation) received by participants in WFP activities, disaggregated by sex and type of activity

Target group, Location, Modalities	Activity Number	Activity Tag	Category	Female/Male/Overall	Baseline	End-CSP Target	2019 Target	2019 Follow-up value	2018 Follow-up value
Smallholder farmer group; Liberia; Cash, Food	Act 02: 2: Provide safe, adequate and nutritious school meals to targeted school age children and monthly take-home rations to adolescent girls	Smallholder agricultural market support activities		Female	1	=2	=2	2	2
				Male	1	=2	=2	2	2
				Overall	1	=2	=2	2	2

Affected populations are able to hold WFP and partners accountable for meeting their hunger needs in a manner that reflects their views and preferences

Proportion of project activities for which beneficiary feedback is documented, analysed and integrated into programme improvements

Target group, Location, Modalities	Activity Number	Activity Tag	Female/Male/Overall	Baseline	End-CSP Target	2019 Target	2019 Follow-up value	2018 Follow-up value
Floor Affected Households; Liberia; Cash, Food			Overall	50	=100	=100	67	50

World Food Programme

Contact info

Karla Hershey
karla.hershey@wfp.org

Cover page photo © Cover photo © WFP/John Monibah

WFP-supported lowland farmer scare birds

<https://www.wfp.org/countries/liberia>

Annual Country Report

Liberia Country Portfolio Budget 2019 (2018-2019)

Annual Financial Overview for the period 1 January to 31 December 2019 (Amount in USD)

Annual CPB Overview



Code	Strategic Outcome
SO 1	Refugees and other crisis-affected populations are able to meet their basic food and nutrition needs during and in the aftermath of crises across the country
SO 2	School-aged children and populations affected by HIV/TB in targeted areas have access to adequate, safe and nutritious food all year round
SO 3	Targeted population (children 6 to 23 months) have reduced malnutrition, including reduced stunting rates in line with national targets by 2025
SO 4	Food-insecure smallholders and communities in targeted areas have enhanced livelihoods to better meet food security and nutrition needs by 2030
SO 5	National and sub-national institutions have strengthened capacity to manage food security and nutrition policies and programmes by 2025
SO 6	Humanitarian and development partners have access to common services throughout the year
Code	Country Activity Long Description
ACL1	5: Build, rehabilitate and maintain productive assets including climate adaptation measures for targeted smallholders
CPA1	10: Provide supply chain services to humanitarian and development partners.
CSB1	6: Provide communications and education promoting the agricultural sector to community members, including women, youth and school children
CSB2	8: Support development and management of Community Food Reserves (CFRs) and other forms of insurance for rural women groups and smallholders
CSI1	9: Provide support to strengthen coordination mechanisms and information management systems for the Government and its partners and provide support for the implementation of the Disaster Management Policy with a focus on early warning systems.
NPA1	4: Provided nutritious foods to households with children 6-23 months in counties with highest prevalence of stunting and provide nutrition education and sensitization to different groups and stakeholders
NTA1	3: Provide food and nutritional support to targeted groups (PLHIV, TB patients and their affected households)
SMP1	2: Provide safe, adequate and nutritious school meals to targeted school age children and monthly take-home rations to adolescent girls
SMS1	7: Provide agricultural market support (including HGsf) to smallholder farmers.
URT1	1: Provide General Food Assistance to vulnerable households affected by disasters and/or other disruptions

Annual Country Report

Liberia Country Portfolio Budget 2019 (2018-2019)

Annual Financial Overview for the period 1 January to 31 December 2019 (Amount in USD)

Strategic Result	Strategic Outcome	Activity	Needs Based Plan	Implementation Plan	Available Resources	Expenditures
1	Refugees and other crisis-affected populations are able to meet their basic food and nutrition needs during and in the aftermath of crises across the country	1: Provide General Food Assistance to vulnerable households affected by disasters and/or other disruptions	1,416,536	0	168,652	71,372
	School-aged children and populations affected by HIV/ TB in targeted areas have access to adequate, safe and nutritious food all year round	3: Provide food and nutritional support to targeted groups (PLHIV, TB patients and their affected households)	1,866,208	17,358	36,725	29,106
		2: Provide safe, adequate and nutritious school meals to targeted school age children and monthly take-home rations to adolescent girls	3,453,106	4,935,547	2,772,473	2,704,163
Subtotal Strategic Result 1. Everyone has access to food (SDG Target 2.1)			6,735,850	4,952,905	2,977,851	2,804,642
2	Targeted population (children 6 to 23 months) have reduced malnutrition, including reduced stunting rates in line with national targets by 2025	4. Provided nutritious foods to households with children 6-23 months in counties with highest prevalence of stunting and provide nutrition education and sensitization to different groups and stakeholders	130,796	0	0	0
Subtotal Strategic Result 2. No one suffers from malnutrition (SDG Target 2.2)			130,796	0	0	0

Annual Country Report

Liberia Country Portfolio Budget 2019 (2018-2019)

Annual Financial Overview for the period 1 January to 31 December 2019 (Amount in USD)

Strategic Result	Strategic Outcome	Activity	Needs Based Plan	Implementation Plan	Available Resources	Expenditures
3	Food-insecure smallholders and communities in targeted areas have enhanced livelihoods to better meet food security and nutrition needs by 2030	5: Build, rehabilitate and maintain productive assets including climate adaptation measures for targeted smallholders	1,711,093	2,474,022	1,759,949	1,759,815
		6: Provide communications and education promoting the agricultural sector to community members, including women, youth and school children	0	0	6,063	6,063
		7: Provide agricultural market support (including HGSF) to smallholder farmers.	563,799	553,729	753,452	744,576
		Non Activity Specific	0	0	42,000	0
		8.Support development and management of Community Food Reserves (CFRs) and other forms of insurance for rural women groups and smallholders	0	0	15,015	15,015
Subtotal Strategic Result 3. Smallholders have improved food security and nutrition (SDG Target 2.3)			2,274,892	3,027,751	2,576,479	2,525,469

Annual Country Report

Liberia Country Portfolio Budget 2019 (2018-2019)

Annual Financial Overview for the period 1 January to 31 December 2019 (Amount in USD)

Strategic Result	Strategic Outcome	Activity	Needs Based Plan	Implementation Plan	Available Resources	Expenditures
5	National and sub-national institutions have strengthened capacity to manage food security and nutrition policies and programmes by 2025	9. Provide support to strengthen coordination mechanisms and information management systems for the Government and its partners and provide support for the implementation of the Disaster Management Policy with a focus on early warning systems.	221,764	219,880	170,247	169,560
Subtotal Strategic Result 5. Countries have strengthened capacity to implement the SDGs (SDG Target 17.9)			221,764	219,880	170,247	169,560
8	Humanitarian and development partners have access to common services throughout the year	10: Provide supply chain services to humanitarian and development partners.	593,285	0	0	0
Subtotal Strategic Result 8. Sharing of knowledge, expertise and technology strengthen global partnership support to country efforts to achieve the SDGs (SDG Target 17.16)			593,285	0	0	0
	Non SO Specific	Non Activity Specific	0	0	1,142	0
Subtotal Strategic Result			0	0	1,142	0
Total Direct Operational Cost			9,956,588	8,200,536	5,725,719	5,499,670
Direct Support Cost (DSC)			663,121	940,000	447,139	337,953
Total Direct Costs			10,619,709	9,140,536	6,172,858	5,837,623
Indirect Support Cost (ISC)			690,281	594,135	56,098	56,098
Grand Total			11,309,990	9,734,670	6,228,955	5,893,721



Brian Ah Poe
Chief

Contribution Accounting and Donor Financial Reporting Branch

Columns Definition

Needs Based Plan

Latest annual approved version of operational needs as of December of the reporting year. WFP's needs-based plans constitute an appeal for resources to implement operations which are designed based on needs assessments undertaken in collaboration with government counterparts and partners

Implementation Plan

Implementation Plan as of January of the reporting period which represents original operational prioritized needs taking into account funding forecasts of available resources and operational challenges

Available Resources

Unspent Balance of Resources carried forward, Allocated contribution in the current year, Advances and Other resources in the current year. It excludes contributions that are stipulated by donor for use in future years

Expenditures

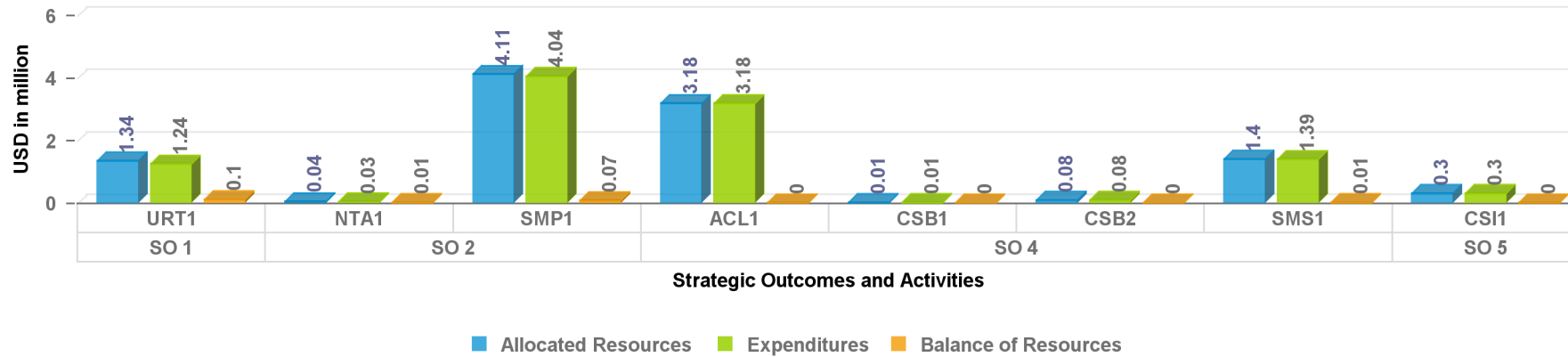
Monetary value of goods and services received and recorded within the reporting year

Annual Country Report

Liberia Country Portfolio Budget 2019 (2018-2019)

Cumulative Financial Overview as at 31 December 2019 (Amount in USD)

Cumulative CPB Overview



Code	Strategic Outcome
SO 1	Refugees and other crisis-affected populations are able to meet their basic food and nutrition needs during and in the aftermath of crises across the country
SO 2	School-aged children and populations affected by HIV/TB in targeted areas have access to adequate, safe and nutritious food all year round
SO 4	Food-insecure smallholders and communities in targeted areas have enhanced livelihoods to better meet food security and nutrition needs by 2030
SO 5	National and sub-national institutions have strengthened capacity to manage food security and nutrition policies and programmes by 2025
Code	Country Activity - Long Description
ACL1	5: Build, rehabilitate and maintain productive assets including climate adaptation measures for targeted smallholders
CSB1	6: Provide communications and education promoting the agricultural sector to community members, including women, youth and school children
CSB2	8: Support development and management of Community Food Reserves (CFRs) and other forms of insurance for rural women groups and smallholders
CS11	9: Provide support to strengthen coordination mechanisms and information management systems for the Government and its partners and provide support for the implementation of the Disaster Management Policy with a focus on early warning systems.
NTA1	3: Provide food and nutritional support to targeted groups (PLHIV, TB patients and their affected households)
SMP1	2: Provide safe, adequate and nutritious school meals to targeted school age children and monthly take-home rations to adolescent girls
SMS1	7: Provide agricultural market support (including HGFS) to smallholder farmers.
URT1	1: Provide General Food Assistance to vulnerable households affected by disasters and/or other disruptions

Annual Country Report

Liberia Country Portfolio Budget 2019 (2018-2019)

Cumulative Financial Overview as at 31 December 2019 (Amount in USD)

Strategic Result	Strategic Outcome	Activity	Needs Based Plan	Allocated Contributions	Advance and Allocation	Allocated Resources	Expenditures	Balance of Resources
1	Refugees and other crisis-affected populations are able to meet their basic food and nutrition needs during and in the aftermath of crises across the country	1: Provide General Food Assistance to vulnerable households affected by disasters and/or other disruptions	4,299,012	1,339,313	0	1,339,313	1,242,033	97,280
	School-aged children and populations affected by HIV/ TB in targeted areas have access to adequate, safe and nutritious food all year round	3: Provide food and nutritional support to targeted groups (PLHIV, TB patients and their affected households)	3,519,770	38,025	0	38,025	30,406	7,619
		2: Provide safe, adequate and nutritious school meals to targeted school age children and monthly take-home rations to adolescent girls	7,946,597	4,111,442	0	4,111,442	4,043,132	68,310
Subtotal Strategic Result 1. Everyone has access to food (SDG Target 2.1)			15,765,379	5,488,780	0	5,488,780	5,315,571	173,209
2	Targeted population (children 6 to 23 months) have reduced malnutrition, including reduced stunting rates in line with national targets by 2025	4. Provided nutritious foods to households with children 6-23 months in counties with highest prevalence of stunting and provide nutrition education and sensitization to different groups and stakeholders	848,109	0	0	0	0	0
Subtotal Strategic Result 2. No one suffers from malnutrition (SDG Target 2.2)			848,109	0	0	0	0	0

Annual Country Report

Liberia Country Portfolio Budget 2019 (2018-2019)

Cumulative Financial Overview as at 31 December 2019 (Amount in USD)

Strategic Result	Strategic Outcome	Activity	Needs Based Plan	Allocated Contributions	Advance and Allocation	Allocated Resources	Expenditures	Balance of Resources
3	Food-insecure smallholders and communities in targeted areas have enhanced livelihoods to better meet food security and nutrition needs by 2030	5: Build, rehabilitate and maintain productive assets including climate adaptation measures for targeted smallholders	3,711,251	3,176,473	0	3,176,473	3,176,338	134
		6: Provide communications and education promoting the agricultural sector to community members, including women, youth and school children	26,043	6,063	0	6,063	6,063	0
		7: Provide agricultural market support (including HGSP) to smallholder farmers.	1,555,790	1,398,377	0	1,398,377	1,389,501	8,876
		Non Activity Specific	0	42,000	0	42,000	0	42,000

Annual Country Report

Liberia Country Portfolio Budget 2019 (2018-2019)

Cumulative Financial Overview as at 31 December 2019 (Amount in USD)

Strategic Result	Strategic Outcome	Activity	Needs Based Plan	Allocated Contributions	Advance and Allocation	Allocated Resources	Expenditures	Balance of Resources
3	Food-insecure smallholders and communities in targeted areas have enhanced livelihoods to better meet food security and nutrition needs by 2030	8.Support development and management of Community Food Reserves (CFRs) and other forms of insurance for rural women groups and smallholders	240,499	79,550	0	79,550	79,550	0
Subtotal Strategic Result 3. Smallholders have improved food security and nutrition (SDG Target 2.3)			5,533,584	4,702,463	0	4,702,463	4,651,453	51,010
5	National and sub-national institutions have strengthened capacity to manage food security and nutrition policies and programmes by 2025	9.Provide support to strengthen coordination mechanisms and information management systems for the Government and its partners and provide support for the implementation of the Disaster Management Policy with a focus on early warning systems.	908,839	300,837	0	300,837	300,150	687
Subtotal Strategic Result 5. Countries have strengthened capacity to implement the SDGs (SDG Target 17.9)			908,839	300,837	0	300,837	300,150	687
8	Humanitarian and development partners have access to common services throughout the year	10: Provide supply chain services to humanitarian and development partners.	1,139,807	0	0	0	0	0
Subtotal Strategic Result 8. Sharing of knowledge, expertise and technology strengthen global partnership support to country efforts to achieve the SDGs (SDG Target 17.16)			1,139,807	0	0	0	0	0

This computer generated report is certified by the Chief of Contribution Accounting and Donor Financial Reporting Branch (RMFC)

13/02/2020 09:50:05

Annual Country Report

Liberia Country Portfolio Budget 2019 (2018-2019)

Cumulative Financial Overview as at 31 December 2019 (Amount in USD)

Strategic Result	Strategic Outcome	Activity	Needs Based Plan	Allocated Contributions	Advance and Allocation	Allocated Resources	Expenditures	Balance of Resources
	Non SO Specific	Non Activity Specific	0	1,142	0	1,142	0	1,142
Subtotal Strategic Result			0	1,142	0	1,142	0	1,142
Total Direct Operational Cost			24,195,717	10,493,222	0	10,493,222	10,267,173	226,048
Direct Support Cost (DSC)			2,805,672	1,433,933	0	1,433,933	1,324,747	109,186
Total Direct Costs			27,001,389	11,927,154	0	11,927,154	11,591,920	335,234
Indirect Support Cost (ISC)			1,755,090	707,076		707,076	707,076	0
Grand Total			28,756,479	12,634,230	0	12,634,230	12,298,996	335,234

This donor financial report is interim



Brian Ah Poe
Chief

Contribution Accounting and Donor Financial Reporting Branch

13/02/2020 09:50:05

Columns Definition

Needs Based Plan

Latest approved version of operational needs. WFP's needs-based plans constitute an appeal for resources to implement operations which are designed based on needs assessments undertaken in collaboration with government counterparts and partners

Allocated Contributions

Allocated contributions include confirmed contributions with exchange rate variations, multilateral contributions, miscellaneous income, resource transferred, cost recovery and other financial adjustments (e.g. refinancing). It excludes internal advance and allocation and contributions that are stipulated by donor for use in future years.

Advance and allocation

Internal advanced/allocated resources but not repaid. This includes different types of internal advance (Internal Project Lending or Macro-advance Financing) and allocation (Immediate Response Account)

Allocated Resources

Sum of Allocated Contributions, Advance and Allocation

Expenditures

Cumulative monetary value of goods and services received and recorded within the reporting period

Balance of Resources

Allocated Resources minus Expenditures