

SAVING
LIVES

CHANGING
LIVES



Mali

Annual Country Report 2019

Country Strategic Plan
2018 - 2019



World Food
Programme

Table of contents

Summary	3
Context and Operations	6
CSP financial overview	8
Programme Performance	9
Strategic outcome 01	9
Strategic outcome 02	10
Strategic outcome 03	11
Strategic outcome 04	12
Strategic outcome 05	14
Strategic outcome 06	15
Strategic outcome 07	16
Cross-cutting Results	17
Progress towards gender equality	17
Protection	17
Accountability to affected populations	18
Environment	18
Fighting malnutrition	20
Data Notes	20
Figures and Indicators	22
WFP contribution to SDGs	22
Beneficiaries by Age Group	25
Beneficiaries by Residence Status	25
Annual Food Transfer	25
Annual Cash Based Transfer and Commodity Voucher	26
Strategic Outcome and Output Results	28
Cross-cutting Indicators	44

Summary

The year 2019 was marked by increased humanitarian needs due to the escalation of intercommunal violence and attacks by armed groups in northern and central Mali, forcing large population displacement. The number of internally displaced persons (IDPs) nearly doubled, from 120,000 early 2019 to 207,000 by the end of the year [1], with the majority of IDPs located in the two central regions of Mopti and Ségou.

The geographical expansion of the conflict and the increase in the number and intensity of attacks in recent years have rendered the crisis more complex. In response, WFP's Executive Director recommended in September 2019 that operations in Mali, Burkina Faso, and Niger be increased to a WFP Level 3 Emergency response for 180 days. In Mali, WFP responded to the crisis by providing emergency cash-based transfers and in-kind assistance to meet vulnerable families' basic food and nutrition needs. This intervention played a critical role in maintaining acceptable food consumption among IDPs, filling vulnerable families' food gaps and addressing situations of acute malnutrition among children and pregnant and lactating women.

Despite resourcing and security constraints, WFP pursued its investment to build resilience among targeted populations by strengthening their absorptive, adaptive and transformative capacities through a community-based multisectoral and integrated package. This combined stunting prevention, school feeding and support to livelihoods, value chain and overall environmental rehabilitation, in line with national policies and frameworks, particularly the Global Alliance for Resilience (AGIR) coordinated by the Ministry of Agriculture. The school feeding programme showed an important footprint, especially in the North and Center of Mali. Progress was also made in the implementation of joint resilience interventions, in coordination with United Nations (UN) agencies including the UN Children's Fund (UNICEF) and the Food and Agriculture Organization (FAO) at the strategic level. WFP's Country Strategic Plan (CSP 2020-2024) which will be implemented starting January 2020 in Mali is fully aligned with and effectively contributes to the UN's Sustainable Development Cooperation Framework.

In an effort to ensure effective management of food security and nutrition policies and programmes, WFP supported the Government of Mali and the civil society in the preparation, coordination and implementation of the national response plan as well as the different national programmes and strategies. This includes the support to key data collections and analyses, like the national food and nutrition security surveys (ENSAN), the nutrition survey (SMART) or the Fill the Nutrient Gap (FNG) analysis. WFP also led different capitalization exercises, including a lessons-learned exercise on the 2018 Sahel Shock Response, consolidation of resilience best practices.

WFP's support to improve the policy framework included the articulation and coherence of the work on resilience, emergency response and social protection, with a support on the action plan of the national social protection policy, a study on norms and standards of social safety net and the new social register (RSU). Another key dimension of WFP's response was related to its conflict sensitive approach. Through a partnership with the Stockholm International Peace Research Institute (SIPRI), interventions were analyzed in order to understand their contribution to peace and conflict prevention/resolution and improve WFP's contribution and positioning.

1,030,664

Total Beneficiaries in 2019

of which 42,396 is the estimated number of people with disabilities (21,622 Female, 20,774 Male)

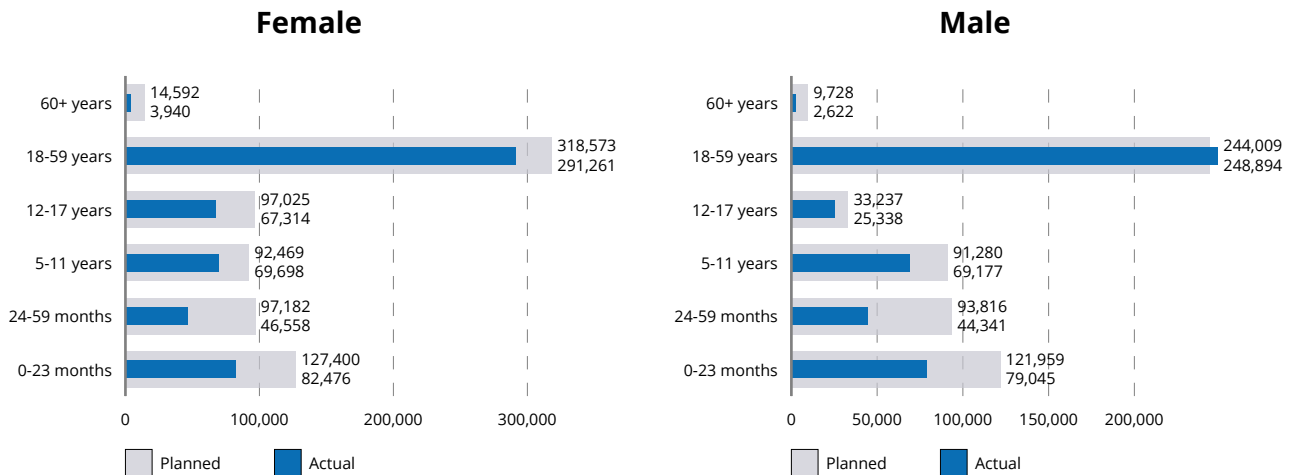


54% female

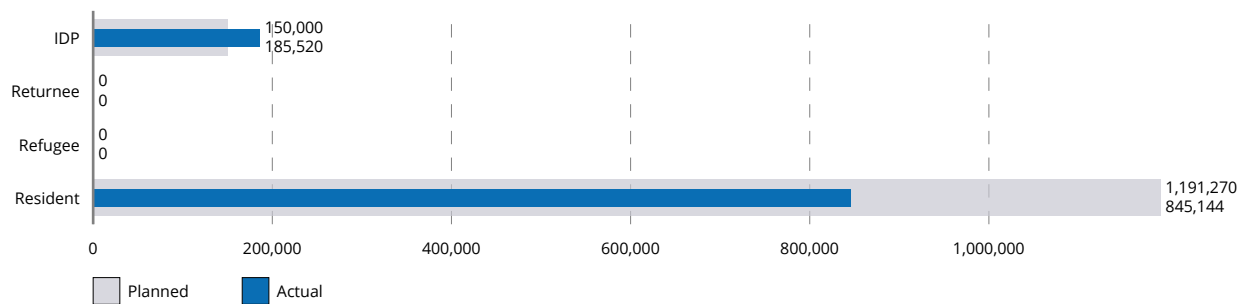


46% male

Beneficiaries by Sex and Age Group



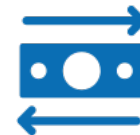
Beneficiaries by Residence Status



Total Food and CBT

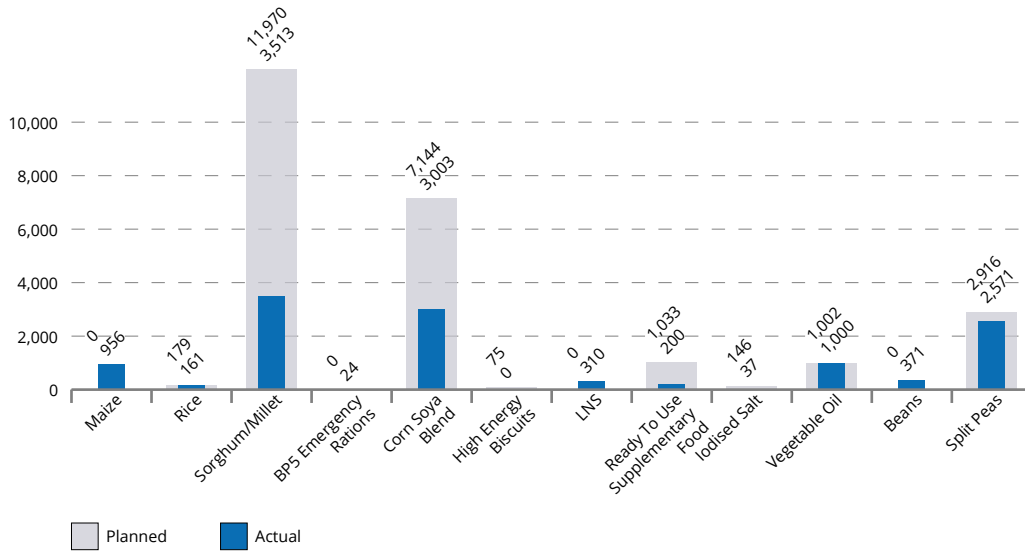


12,147 mt
total actual food transferred in 2019
of 24,466 mt total planned

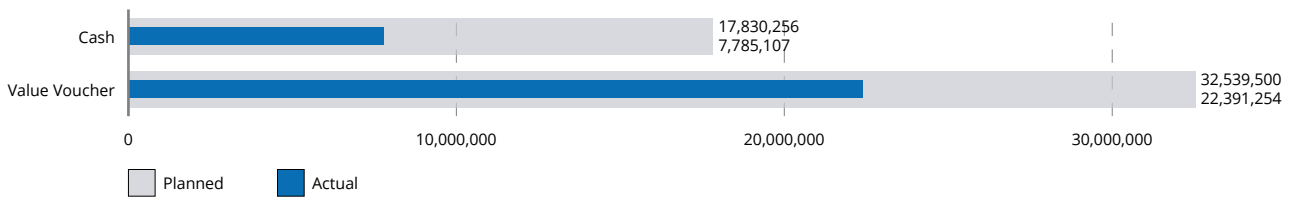


US\$ 30,176,362
total actual cash transferred in 2019
of \$US 50,369,756 total planned

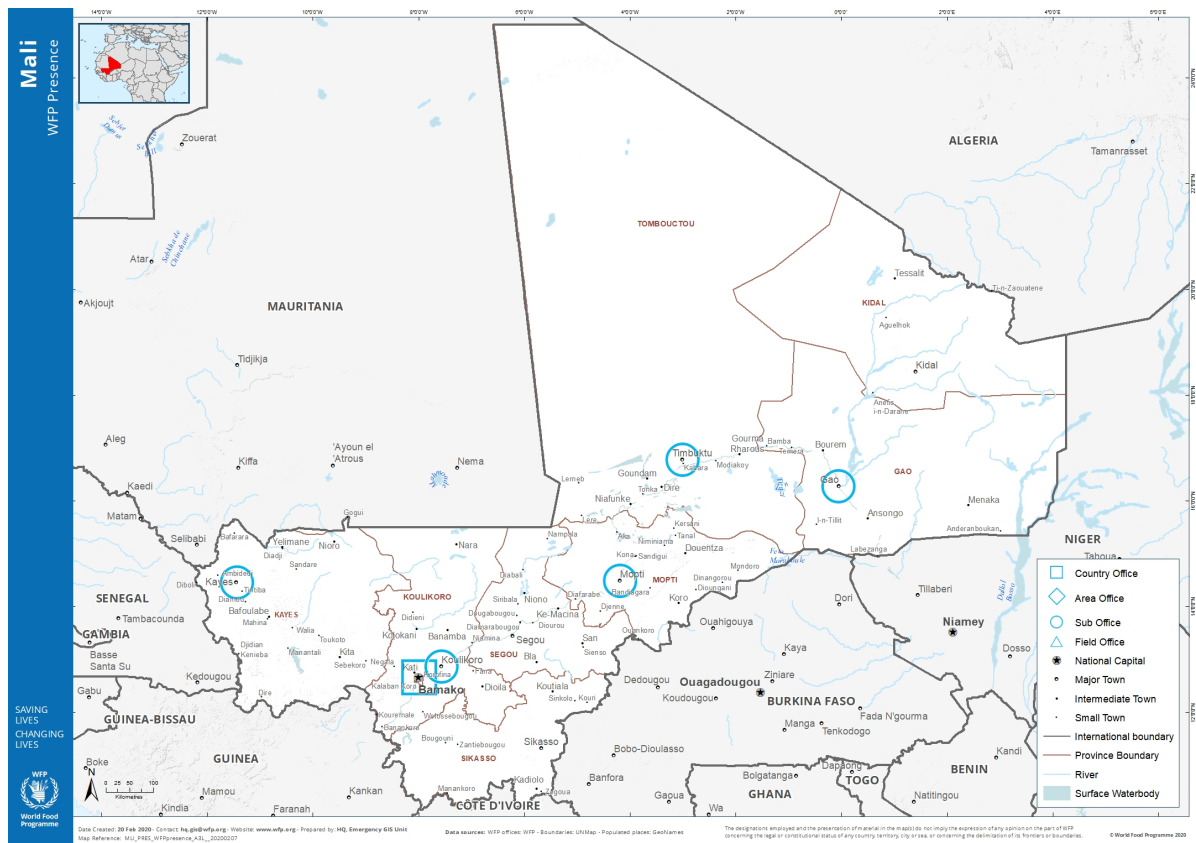
Annual Food Transfer



Annual Cash Based Transfer and Commodity Voucher



Context and Operations



Mali is a landlocked and low-income country with a population of 19.7 million people [1], that is projected to double by 2035. In 2019, the country ranked 184th out of 189 countries on the 2018 Human Development Index, with nearly half of the population living below the poverty line, and 158th of 162 counties on the 2018 Gender Inequality Index [2]. About two-thirds of the population live in rural areas, with subsistence agriculture, livestock and fishery accounting for about one third of the country's gross domestic product and nearly 80 percent of employment. Despite legal measures to assert gender equality and prohibit discrimination and violence, gender inequalities remain high with a significant impact on the well-being of women.

Throughout 2019, the security and humanitarian situation in Mali has drastically deteriorated. Inter-communal tensions and activities of non-state armed groups that were initially limited in the North of the country, have widely spread in the center, leading to increased population displacement, progressive deterioration of livelihoods and increased levels of food insecurity. The recent food and nutrition security analysis [3] highlighted a serious deterioration in the food security and nutrition situation in Mali. An estimated 648,330 people were food insecure during October-December 2019 period, while 1.1 million people are expected to be food insecure during the upcoming lean season (June-August 2020).

Conflict and communal tensions and their impact on communities constituted the main drivers of food insecurity, which is no longer seasonal, but year-round. Recurrent climatic shocks (droughts and floods), agricultural pests and diseases [4] affecting the Sahelian band of Mali have also aggravated the food security and nutrition situation in 2019. Food insecurity in turn has also exacerbated protection issues, especially in central Mali, where communal tensions prevented people from accessing their land and assets, causing a significant decrease in agricultural production and loss of livestock. This has been both the reason for and the result of displacements. Communal tensions, increasing tit-for-tat violence and fear of attacks resulted in increased population displacements, with numbers of internally displaced persons (IDPs) nearly tripling over the last 16 months, from 69,990 in August 2018 to 207,750 persons in December 2019 [4].

Malnutrition under its different forms remains a challenge with high human and economic cost. Over the last five years, undernutrition was responsible for 34 percent of child death in Mali [5]. The national prevalence of global acute malnutrition among children aged 6–59 months remains high (at 10 percent), equal to the “serious” threshold defined by the World Health Organization (WHO), and affecting more boys than girls [6]. The prevalence of chronic malnutrition stands at 22.7 percent among the same age group, while acute malnutrition rates are often high (as high as 15.3 percent) in regions affected by conflict, lack of access to basic services and high levels of food insecurity [7]. The Cost of Hunger study carried out in 2018 estimated at USD 445 million the annual economic productivity loss related to malnutrition, the equivalent of 4 percent loss in the gross domestic product (GDP).

With regards to education, the gross enrolment rate remains low, particularly in rural areas and among vulnerable households. Significant gender disparities persist, with adolescent girls in particular facing several barriers in attending and completing school. In some areas in the north and center of Mali, particularly those affected by instability (Segou, Mopti, Timbuktu, Gao and Menaka), the situation has deteriorated in the past few years. This impacts current and future well-being in these areas, not only in economic terms, but also with respect to health and nutrition.

In response to these chronic and acute vulnerabilities, WFP supports the Government of Mali in providing relief to crisis-affected populations and rebuilding livelihoods.

Activities in 2019 were implemented under the two-year Transitional Interim Country Strategic Plan (T-ICSP 2018-2019), through seven strategic outcomes aiming at saving the lives of women, girls, men and boys affected by the crisis, helping communities to protect and diversify their livelihoods; restoring ecosystems; supporting the creation of jobs; building social cohesion, and supporting the Government in achieving sustainable development. Priorities established were in line with the National Policy for Food and Nutrition Security (PoISAN) adopted in September 2019, the Zero Hunger Review conducted in 2018 and the UN Development Assistance Framework (UNDAF). These strategies outline actions required to improve the nutritional status and resilience of the most vulnerable populations in Mali.

In September 2019, WFP activated its highest level of emergency response (L3) in the Central Sahel including Mali, in order to scale-up response and mobilize resources to address the increasing humanitarian needs and safeguard gains made in building resilience throughout the country. The Government of Mali, through the Food Security Commissariat, supported WFP's emergency response by providing in-kind food assistance to meet the acute food needs of seasonally food insecure households across the country.

CSP financial overview

Since the start of the implementation of the Transitional Interim Country Strategic Plan (T-ICSP) in Mali, the country office has undergone several budget revisions to adapt to the changing security and food security context. Through recent ones, the completion date of the T-ICSP was extended from 30 June to 31 December 2019, while the beneficiaries targeted increased to respond to increased needs arising from the deteriorating security situation in the center regions of Mali, notably Mopti, and impacting displaced, host and conflict-affected populations.

As such, the total needs-based requirements for 2019 increased in parallel and were estimated at USD 123 million. The planned needs were defined based on food security and nutrition results from the Government-led food security assessment and response planning tool, notably the “Cadre Harmonisé”. The available contributions in 2019 helped to cover 75 percent of the planned needs, with disparities in funding among the different strategic outcomes and activities.

The top funded activities despite the large requirements included school feeding interventions and support to smallholder farmers, with over 100 percent of the needs covered thanks to generous multi-year contributions. The United Nations Humanitarian Air Service (UNHAS) activities, and unconditional resource transfers were also relatively well-funded, with over 75 percent of the respective needs covered. This allowed WFP to achieve planned targets for these activities, despite some operational constraints due to rising insecurity and access constraints in some parts of the country. This was the case for the school feeding programme for example.

On the other hand, critical nutrition interventions to address the high stunting and acute malnutrition levels were severely funded, including malnutrition prevention interventions through blanket supplementary feeding combined with food assistance, nutrition treatment activities and support in enhancing access to fortified food. The most under-funded activities included capacity strengthening support to the Government. These activities were therefore mainstreamed and embedded within the other activities.

Only 10 percent of the resources available in 2019 were flexible multilateral contributions; 18.5 percent of these resources were made available through advance financing. This allowed WFP to avert interruptions in assistance and enabled the timely purchase and delivery of commodities from the Global Commodity Management Facility for nutrition assistance. WFP also received USD 1 million from the Mali Climate Fund and an additional 4,000 mt of cereals from the Government of Mali to provide timely response during the lean season to food-insecure communities.

Moreover, in September 2019, WFP activated a regional Level 3 emergency, the highest corporate emergency response, for the Central Sahel, including Mali, Niger and Burkina Faso. To address the funding gaps under different strategic outcomes, WFP continued to engage throughout the year with traditional and non-traditional donors, which contributed to increased contributions at the end of the year.

Programme Performance

Strategic outcome 01

Crisis-affected populations are able to meet their basic food and nutrition requirements during and after crises

Needs-based plan	Implementation plan	Available resources	Expenditures
\$55,836,279	\$38,114,018	\$39,201,229	\$36,709,292

Strategic outcome 1 aimed to enable crisis-affected populations in Mali to meet their basic food and nutrition needs during and after crises. Interventions under this strategic outcome involved the provision of emergency cash-based transfers (CBT) and in-kind food assistance (activity 1), as well as malnutrition prevention interventions (activity 2) through the blanket supplementary feeding programme (BFSP) carried out in conjunction with food assistance. Due to the deterioration of the security situation, humanitarian needs kept increasing over 2019 and the number of internally displaced persons (IDPs) nearly doubled, from 120,000 early 2019 to 207,000 by the end of the year. The majority were in Mopti, Ségou, Gao and Menaka regions. Displacement was becoming longer in duration as persisting insecurity meant that people could not return to their homes, increasing the pressure on host communities and limited natural resources, and exacerbating inter-community tension and conflict. In the short to medium term, most displaced households had little or no access to livelihood opportunities and many had lost productive assets, which could take years to recover.

The majority of newly displaced persons in 2019 were not included in the projection analysis tools and thus required additional resources and an extended and large scale assistance beyond the traditional lean season one. As a consequence, WFP revised the planned responses for 2019 under this strategic outcome, from 420,000 to 570,000 persons at the height of the main lean season. However, limited financial resources (70 percent of needs-based requirements covered), coupled with the rapid increase in needs at the beginning of the year posed challenges in implementing activities at planned scale. Consequently, WFP had to reduce the cash-based transfer (CBT) values provided during the month of June, and the number of targeted beneficiaries from September until December. In June, the assistance consisted of hybrid rations covering 70 percent of the needs.

Thanks to additional donor contributions and a partnership with the Government Commissioner for Food security (CSA), available resources exceeded the implementation plan's requirements and WFP was able to provide different modalities of assistance, covering 100 percent of needs in July and in August. One of the modalities used was the hybrid modality, which consisted of vouchers and rations of pulses and oil. During the last trimester of 2019, due to funding constraints, WFP was forced to reduce the rations by 30 percent again (covering 70 percent of the needs) and prioritize newly displaced populations and vulnerable households in host communities. Despite all the challenges encountered, overall, WFP was able to assist 573,311 beneficiaries (over 100 percent of the planning), including 387,791 vulnerable host populations and 185,520 IDPs. In coordination with the rapid response mechanism (RRM) and the regional technical services, WFP continuously supported newly displaced, men, women, girls and boys, reaching a majority of IDPs registered in the most affected areas and vulnerable households in host communities.

Funding constraints also affected acute malnutrition prevention activities carried out in the regions of Timbuktu, Gao, Mopti and Ségou during the lean season, in conjunction with the seasonal unconditional resource transfers. Nutritional food items were distributed to children aged 6-23 months and pregnant and lactating women (PLW) to contribute to preventing deterioration of their nutritional status during the lean season and to reduce new moderate acute malnutrition (MAM) admissions to health centres. Initially, a ration of 200 g of Super Cereal Plus was planned for every child, while 250 g of Super Cereal and 25 g of oil were planned to be distributed for every PLW. Unfortunately, due to a shortage/unavailability of Super Cereal stocks linked with the global embargo on this nutrition commodity, WFP in Mali could not distribute the rations as planned initially. In fact, following alleged contamination cases elsewhere in Africa of certain batches from one of WFP's global suppliers, this embargo was introduced by WFP globally. The rations were thus reduced to 100 g of Super Cereal Plus, 150 g of Super Cereal and 35 g of oil, enabling WFP to assist all planned beneficiaries. Overall, 115,000 children aged 6-23 months old and 57,000 PLW received support, which represented over 100 percent of the planning for both beneficiary groups. Systematic assessment of nutritional status, using the mid-upper arm circumference (MUAC), and referral of cases of severe and moderate acute malnutrition cases were ensured.

Results of the post-distribution monitoring (PDM) indicated that the percentage of assisted people with an acceptable food consumption score (FCS) increased slightly by 4 percent between September and December 2019, with a lower score among women-headed households. Following the same trend, the use of consumption-based coping strategies slightly decreased during the same period, although more men-headed households were adopting coping strategies than women-headed households. Moreover, the percentage of women of reproductive age (15-49) with a minimum diet diversity and the proportion of children aged 6-23 months who received a minimum acceptable diet increased by 7 percent and 22.6 percent respectively. These results are encouraging and show that food assistance and nutrition response activities managed to contribute to stabilizing the food and nutrition situation in assisted localities, and in

filling vulnerable people's food gaps. Nonetheless, it was reported that 22.5 percent of assisted beneficiary households had a borderline food consumption score, which could be explained by the impact of the decreased transfer value that prevented a large portion of the household beneficiaries, mainly newly displaced men, women, girls and boys, and vulnerable households in host communities to cover their food needs. WFP's assistance also played a critical role in filling vulnerable people's food gaps as shown in the minimum expenditure basket (MEB) analysis conducted in December 2019. This analysis indicated that 47 percent of WFP's beneficiaries did not have the economic capacity to meet their essential food and non-food needs, a percentage which would have higher if no emergency food assistance had been provided.

Furthermore, in 2019, WFP supported the Government of Mali in the preparation, coordination and implementation of the national response plan. This included support in carrying out two national food and nutrition security surveys (ENSAN) in February and in November 2019. WFP also supported in conducting in March, the regional framework for assessing food insecure populations (Cadre Harmonisé), which identified vulnerable persons according to their level of food and nutrition insecurity. With the aim of learning and capitalizing improved quality and scalability of emergency preparedness and response, WFP led a lessons learned exercise on the 2018 Sahel shock response, during which participants identified recommendations and good practices on targeting, implementation, coordination and partnerships. The recommendations were integrated in the 2019 response plan and continue to be considered broadly, across policy and programme planning in the future. In 2020, WFP in Mali will continue to provide assistance, integrating response packages that capture specific needs and vulnerabilities and fit within a broader needs analysis. Capacity strengthening linked to emergency response and social protection will continue to play an important role in WFP's work in order to ensure effective and efficient early warning and action.

Strategic outcome 02

Vulnerable people in food insecure and post-crisis areas are able to meet their basic food and nutrition requirements throughout the year

Needs-based plan	Implementation plan	Available resources	Expenditures
\$9,332,796	\$9,336,314	\$14,086,311	\$5,257,120

WFP in Mali supports the Government in implementing the national school feeding programme by providing nutritious meals for school children in primary schools (aged 6-12 years) and by strengthening national capacities to enhance Government ownership. The primary objective of the school feeding programme in Mali is to enhance access to education and encourage school attendance, particularly girls' attendance while supporting the improvement of food security and nutrition of children. In line with the national school feeding policy (PNAS), WFP prioritized the most vulnerable regions of the country, where food insecurity rates are the highest, gross enrolment rates low, and disparities in the attendance between girls and boys high. The choice of supported schools was made jointly with the National Center for School Canteens (CNCS), the Académie d' Enseignement (AE) and the Center for Pedagogical Animation (CAP).

Although the needs-based requirements of strategic outcome 2 were covered through available resources, the school feeding programme experienced implementation difficulties at the end of 2019, mainly due to rising insecurity and conflicts in many parts of the country. As a consequence of the insecurity, 1,217 schools nation-wide remained closed during the school year, out of which 43 schools were part of WFP's programme. The situation was particularly worrying in the Mopti region, where 60 percent of the closed schools were concentrated. In addition, there were great disturbances due to the intermittent teachers' strikes which lasted more than 60 days out of the 180 school days. These constraints have made it difficult to achieve the targets and to absorb the funds received. Overall, WFP reached 133,294 school-children, which represented a decrease of 16 percent compared to the previous school year (2017-2018), and 656 schools out of 880 planned in the regions of Kayes, Koulikoro, Ségou, Mopti, Gao, Ménaka, Tombouctou, Taoudéni and Kidal benefited from school feeding activities.

WFP implemented the school feeding programme in Mali through two different modalities: cash and in-kind. In 2019, among the two modalities, cash transfers to schools remained the largest, accounting for 95 percent of the programme. Cash based transfers have been the preferred modality when local food markets were functioning and met the quality standards (availability of nutritious food at a reasonable price) and quantity standards (quantities sufficient to cover the needs). Furthermore, the cash modality was implemented through two models. The first was through the Center for Pedagogical Animation, the decentralized structure of the Ministry of Education, who in turn ensured transfers to the school management committees. The second implementation model, which started being used in some 188 schools as of October, was through the communities and decentralized authorities, relying on a management model aligned with the national decentralization model. Meanwhile, in-kind remained the main modality used in the Kidal region where local conditions were not yet compatible with the use of cash transfers. The in-kind ration provided per child and per day was composed of 150 g of cereals, 30 g of pulses, 10 g of vegetable oil and 2 g of

salt, which covered 30 percent of the required daily energies for children aged 6–12 years.

The planning and implementation of the activities were carried out in collaboration with the school management committees and decentralized authorities, working in a spirit of supporting accountability. This was supported by the setup of a Memorandum of Understanding (MOU) between the Ministry of Education, the Ministry of Decentralization and WFP to establish the roles and responsibilities of each partner and the joint adoption of an implementation manual. Capacity strengthening activities were implemented to support this change. School management committees and communities received trainings on the management of funds received through the new transfer mechanism delivered by financial service providers under supervision of the decentralized authorities of the Government. Trainings were also provided on food storage, as well as in the supply, planning and preparation of diverse and nutritious meals. This cash-based approach was in line with the national school feeding policy, which recommends implementing school feeding through this model to support the local economy.

In addition, school feeding activities were increasingly implemented as part of a multisectoral resilience strengthening package, beyond the sector-wide education approach already set up with education partners, in particular with the United National Children's Fund (UNICEF), the Norwegian Refugee Council (NRC), and the International Rescue Committee (IRC). In terms of strengthening national capacity, WFP supported the Ministry of Education financially and technically, through the National Center for School Meals (CNCS) in the development, proofreading and validation of the new law regulating school feeding in Mali with three decrees on i) targeting, ii) the functioning of the CNCS and iii) the creation of a national committee on thinking and orientation (CNRO), which was validated in July and which allows the national programme to have an institutional framework established. WFP's efforts were complemented by training of all the local authorities to perform their oversight and monitoring functions.

In 2019, monitoring results highlighted an improvement in the school enrolment rate, which was three times higher than at baseline. Looking at 2020 and throughout the period of the CSP, WFP will prioritize the roll-out of an updated targeting of intervention areas based on the Government's targeting decree, and a plan to expand the programme to better meet the needs of Malian children, especially in areas with higher rates of closed schools. Furthermore, WFP will consolidate school feeding into the integrated resilience package of WFP's interventions and will continue to work closely with key partners including non-governmental organizations (NGOs), the United Nations agencies (particularly with UNICEF), the Education Cluster and the Government. Together with partners, WFP will capitalize this experience to extract practices to be considered for scaling up.

Strategic outcome 03

Targeted populations (children 6-59 months and PLW) have reduced malnutrition in line with national targets

Needs-based plan	Implementation plan	Available resources	Expenditures
\$12,132,715	\$6,797,773	\$6,942,984	\$6,004,489

Through strategic outcome 3, WFP sought to reduce the prevalence of both acute and chronic malnutrition for children aged 6-59 months, pregnant and lactating women (PLW), and provide support to caregivers, through the provision of specialized nutritious foods and/or cash-based transfers. Under this strategic outcome, available resources for activities 5, 6 and 7 covered a little bit more than half (57 percent) of the needs-based requirements. This limited WFP's capacities in reaching 100 percent of planned targets for each of the activity.

The prevention of chronic malnutrition activities targeted vulnerable groups over the 1,000-day window for stunting prevention. Children aged 6-23 months were given Super Cereal Plus to prevent chronic malnutrition, with a daily ration of 150 g per child, out of the recommended ratio of 150 g-200 g. PLW benefited from conditional cash transfers aimed at encouraging them to adopt behaviors beneficial to the mother and her child. Participating women received about USD 10 monthly for having attended health centers for their prenatal care, postnatal consultations (until the child's first six months of age) and deliveries. Under activity 5, WFP was able to reach 55 percent of planned children aged 6-23 months and 59 percent of planned PLW. The low achievement was mainly due to funding constraints. Nonetheless, results from a recent qualitative study confirmed increased participation of PLW in health centers as a result of the incentives provided. Results equally indicated that the programme allowed PLW to use the cash received on health-related products as well as the purchase of nutritious foods.

Treatment of moderate acute malnutrition (MAM) was also implemented to ensure that MAM cases do not deteriorate into severe acute malnutrition (SAM). The collaboration with the United Nations Children's Fund (UNICEF) ensured that the continuum of care was guaranteed by taking into account both MAM and SAM cases. Through this activity (activity 6), 54 percent of children aged 6-59 months and 96 percent of PLW were reached from the planning. The significant lack of resources forced WFP to temporarily halt MAM treatment activities between the critical months of the lean season, from June to August. Activities resumed during the month of September thanks to additional contributions received.

In addition to children and PLW, WFP assisted caregivers of children hospitalized for severe acute malnutrition with complications. A transfer value of USD 4 per person per day (for six days) was provided to cover hot meals for adults who accompanied the children that were hospitalized. This assistance aimed at lifting one of the barriers to treatment, allowing the caregivers to remain with the child during the period of hospitalization without the financial burden of having to provide for meals. More caregivers than planned were assisted (125 percent), to help address the increasing needs. In fact, cases of hospitalized severely malnourished children with complications were numerous, as well as the number of caregivers in hospitals accompanying their child. WFP also provided training to health workers, the agents involved in the therapeutic care of people living with HIV (PLHIV), on nutritional care for PLHIV in the regions of Kayes, Koulikoro and the District of Bamako.

With food fortification being a key component of the Country Strategic Plan of WFP in Mali, a mapping exercise was carried out in late 2019 under activity 7, to identify production units and the capacity strengthening needs of these units. The objective was to support a broader roll-out of this initiative in 2020. As part of the ALTAAQ project (Local Purchase, Food Processing and Quality Improvement), WFP supported a processing unit called TATAM cereals by equipping it and training staff on quality standards. WFP then installed a complete line for processing millet into enriched flour and also contributed to the redevelopment of the production unit building. Moreover, producers were trained by WFP on good post-harvest management practices, in view to reduce post-harvest losses. They were also equipped with storage materials including pallet, metal silos, packaging bag and scales.

Within the framework of WFP's goal to reach Sustainable Development Goal (SDG) 2.2 to end all forms of malnutrition, WFP carried out in 2019 a national Fill the Nutrient Gap exercise to better understand the issues affecting access to and affordability of nutritious foods among stakeholders in various sectors in Mali, including the food system (producers, manufacturers, retailers), the health system and the social protection system. It took into account the context-specific barriers that constrain the coverage of nutritional needs and entry points for specific nutrition-sensitive interventions identified and prioritized by stakeholders. The study was carried out under the leadership of the Ministry of Public Health with the nutrition coordination cell, UNICEF and the Agricultural Market Observatory (OMA).

A first round of data collection was carried out with OMA in April and the first results were shared with key stakeholders in the health, nutrition, education, food security, resilience, agricultural and social protection sectors. This first component of the study showed that a nutrition balanced diet is not financially accessible to 38 percent of the Malian population and that the cost of a nutrition balanced diet is between two to three times higher than an energetic diet (calculated in kcal), especially in urban centers. A second round of data collection was organized in August to take into account the seasonality of food prices and availability in Mali. The findings of the Fill the Nutrient Gap exercise are expected to inform the policy development and implementation to more effectively mainstream nutrition through different sectors and interventions.

Furthermore, WFP supported the Ministry of Health in the organization of a high-level nutrition forum "Forum de Nutrition". This forum gathered over 200 participants from the Government, non-governmental organizations (NGOs) and United Nations (UN) agencies. The objective of this forum was to increase the political commitment and financing for malnutrition prevention. Support was also provided to the Government in carrying out the national nutrition survey using the standardized monitoring and assessment of relief and transitions (SMART). During 2020, beyond the implementation of the emergency response and work on nutrition-specific interventions including food fortification, WFP in Mali will put special attention on more integrated nutrition-sensitive models, amongst others linked to resilience strengthening, to help identify and scale up locally adapted solutions to malnutrition.

Strategic outcome 04

Populations in targeted areas, including vulnerable smallholder farmers, have enhanced livelihoods and resilience to better support food security and nutrition needs all year-round.

Needs-based plan	Implementation plan	Available resources	Expenditures
\$25,003,611	\$15,426,240	\$14,694,158	\$12,766,773

Strategic outcome 4 aimed to build resilience among targeted populations by preserving and increasing the productive capacity of communities and promoting increased revenues, through technical support and strengthening linkages with markets. Activities were carried out in collaboration with the Ministry of Agriculture and were aligned with national policies and frameworks, including the Global Alliance for Resilience (AGIR), coordinated by the Ministry of Agriculture. Activities were also aligned and contributed to the national policy on food and nutrition security (PoISAN) and the national policy on social protection (PNPS). Overall, this strategic outcome was resourced at 59 percent of the needs-based requirements; however, the two activities planned were unequally funded. Only half of the resources needed to implement livelihood activities (activity 8) was available, while all the needs of the second activity aiming to provide technical and financial support to smallholder farmers organizations (activity 9) were covered.

Under this strategic outcome, WFP implemented the food assistance for assets (FFA) programme. FFA is a cornerstone of WFP's integrated resilience scale-up currently underway since September 2018. 2019 was the first full year of implementation, during 100,836 beneficiaries were reached in approximately 59 villages across the country, in the regions of Mopti, Gao, Tombouctou, Koulikoro, and Menaka. WFP was therefore able to cover 33 percent of the identified needs. The low achievement as compared to the need-based plan was mainly due to funding constraints. The integrated resilience package provided in these targeted communities included support in asset creation and market access for smallholders, school meals for children, malnutrition prevention and treatment activities for children and pregnant and lactating women. The latter was delivered in partnership with implementing partners and through the Government's health clinics. Interventions also involved a transfer component to cover the immediate needs of the most vulnerable and investment in assets to strengthen the natural, financial and social capital in targeted communities. The transfers were done either in the form of food or cash, in line with the nationally defined standard.

The asset creation activities were programmed based on WFP's three-pronged approach (3PA), emphasizing context-specificity and participatory planning of interventions. They aimed at enabling vulnerable populations to build their resilience in the face of external shocks such as floods and drought. The identification of targeted communities started with the integrated context analysis (ICA) in 2017 at national level, which identified the areas with highest incidence and overlay of malnutrition, food insecurity, natural shocks, and land degradation, amongst other parameters. On the sub-national level, the seasonal livelihood planning (SLP) was undertaken as a participatory exercise uniting partners at the province-level to identify the livelihood patterns and dynamics so as to geographically prioritize interventions, enable partnerships and joint investments, ensuring leadership and ownerships by Government and its extension services. At the village-level, community-based participatory planning (CBPP) exercises were undertaken to identify the specific needs and priorities of each village, and setting up a community investment and work plan, to be partially supported by WFP, but also other donors, and through the mobilization of the community itself. A strong focus has been on enhancing dialogue and engagement of communities, local government and partners to ensure quality results and ownership from the outset of interventions and contribute to social cohesion. In 2018 and 2019, 42 community-based participatory plans were completed together with communities and partners.

In total, 303 community assets were created or rehabilitated, including agricultural and pastoral lands, environmental protected lands, fishponds and ponds stocked with fish allowing the community to have fish for sale and protein for household consumption and compost pits. The latter allowed farmers to get organic natural fertilizers for their crops. In light of the central role access to water plays in agricultural activities, community works and asset creation activities were complemented by specialized engineering works. This comprised the construction of micro-dams to irrigate agricultural lands, moto-pumps to irrigate paddy rice land and boreholes equipped with solar-powered water pumps, water towers and irrigation devices to ensure year-long access to water in the driest season (January to May) for the communities, enabling their access to freshwater for irrigation and have nutritious and diversified fresh food for consumption. Moreover, the results of the outcome indicators' monitoring highlight that the livelihoods support and food assistance provided contributed to increasing slightly the proportion of targeted population reporting benefits from an enhanced asset base, while decreasing the economic vulnerability of most of the assisted households. In fact, the proportion of each household's available budget spent on food (food expenditure share) decreased by more than 8 percent, enabling the beneficiaries to spend their savings on other consumed items/services other than food.

To better monitor project impact and inform programming, a cost-benefit analysis of FFA activities was conducted in a number of communities to provide evidence for a broader learning agenda around asset creation and adaptive safety nets. The analysis highlighted several positive outcomes of the FFA activities, including: the economic profitability of several assets (micro-dams, gardens, rice irrigated lands, etc.); the positive effect of convergence of several assets created on the same site; and the importance of continuity in investments in the long term for a return on investment and sustainability of achievements. One of the key findings was that the combination of investment and cash transfers to the most vulnerable populations has a positive economic and social impact that continues beyond the intervention. In Nossombougou in the Koulikoro region for example, the revenue gained by community members, especially women, working in irrigated community gardens and developing other assets, was used to buy school kits, cover medical expenses and food.

Another important activity implemented under strategic outcome 4 was the technical support provided through the smallholder agriculture market support (SAMS) programme. In 2019, 44 local farmer organizations in the regions of Segou, Sikasso, Mopti, Timbuktu and Koulikoro were targeted, reaching 66,513 smallholder farmers (100 percent of planning). Support focused on capacity strengthening through training on post-harvest losses, including handling and storage; marketing and market access; supply chain management, especially good storage practices; training on the organizational management of farmers' organizations; and practices to improve the quality of rice and pulses. As part of the development of nutrition-sensitive value chains, a milk processing unit managed by a cooperative has been rehabilitated in the Mopti district to improve the quality and quantity of fresh milk and milk by-products (yoghurt, cream, etc.) in three communes (Sio, Fatoma and Mopti). Moreover, as part of WFP's local food procurement strategy in Mali, the SAMS programme bought over 484 mt of cereals (millet, sorghum) and niebe pulses from supported local farmers organizations. In addition, supported farmer organizations sold 2,000 mt to private companies. In order to

support stronger integration of activities and link farmers' organizations with schools, WFP extended support to organizations located near schools where WFP is implementing the school feeding programme.

In general, WFP managed to pursue its FFA and SAMS interventions without interruption despite access constraints. However, WFP faced challenges on certain sites. In these settings, WFP adopted a conflict-sensitive approach that involved working on acceptance through strengthened community-based approaches, increased communication with communities and special attention to issues that could create and/or further exacerbate tensions. The weak presence of state services in some municipalities and the weak presence of approved service providers to distribute cash on certain sites were operational impediments that had to be addressed in 2019. Looking forward to 2020, asset creation and support to smallholder farmers will pursue strengthened integration and cross-fertilization of activities, with a focus on nutrition sensitivity, optimizing support to schools, and joint multi-partner interventions. In Mali, WFP will continue to emphasize and improve its conflict-sensitive approaches and the implementation of a humanitarian-development-peace nexus approach, especially in areas with internally-displaced persons (IDPs).

Strategic outcome 05

Government (at the local and national levels) and civil society have strengthened capacity to manage food security and nutrition policies and programmes by 2023

Needs-based plan	Implementation plan	Available resources	Expenditures
\$1,027,597	\$1,519,627	\$1,076,920	\$746,222

Strategic outcome 5 was fully resourced with multiyear contributions, enabling WFP to reach 100 percent of the targets set both for activities 10 and 11. Under this strategic outcome, WFP worked closely with relevant ministries at the national, sub-national and local levels, ensuring strategic and operational alignment with national policies and priorities on food security and nutrition and the articulation between social protection, resilience and shock response. This involved technical support to the Government and civil society in planning and implementing activities. The objective was to develop the capacity of national and local structures, including decentralized authorities, to plan and implement activities.

In 2019, WFP continued its efforts and actively contributed to supporting the national food security system (DNSA) as co-lead of the technical and financial partners' group on food security and nutrition and cluster co-lead, by providing technical assistance to improve the DNSA's monitoring and evaluation system. WFP also supported the national early warning system, strengthening food security and nutrition analysis, as well as the preparation and operational implementation of the national response plan. This included technical expertise and financial support to improve food security and nutrition analyses, supporting the Government in carrying out two national food and nutritional security (ENSAN) surveys, one in February and another in September, as well as standardized monitoring and assessment of relief and transitions (SMART) survey in August. Two Cadre Harmonisé (CH) exercises were supported in March and November, which involved training and implementation of the new CH guidance issued in October 2019. WFP also supported the national early warning system to improve nutrition and cross-sectoral analyses with the integration of anthropometric indicators and the minimum expenditure basket modules in the national food security and nutrition survey in September. Furthermore, WFP contributed to improved analyses in difficult to access areas through increased use of satellite imagery analyses and other technologies (including open data sources and platforms), which were also integrated in the overall needs assessment and response planning through the CH.

In support of national emergency preparedness and response, WFP continued to pilot the African Risk Capacity's (ARC) insurance policy on risk transfer parameters, which both the Government and WFP signed. WFP provided technical support to the Government's technical working group in improving the customization of its drought insurance index, as well as its national contingency and operational planning. As part of the African Risk View (ARV) customization, WFP supported the parameter's customization for a certain number and type of crops. In addition, technical issues regarding the vulnerability component were identified. The national authority in charge of food security (CSA) and the national early warning system were also supported to improve their data collection tools and to better take into account parameters linked to the agricultural campaign, including the sowing date, drought sequence, first rain, etc. Regarding contingency planning, south-south and triangular cooperation knowledge sharing between Mauritania, Burkina Faso and Mali in August 2019 on simulation of the implementation of the operational plan in case of payout of the insurance helped improve and revise the Mali Plan. This collaboration further contributed to strengthening country capacities in emergency planning and response and to enhance the partnerships between the three countries.

Furthermore, regular meetings with the technical group and the Groupe Technique Pluridisciplinaire d'Assistance Meteorologique (GTPAM) were organized starting June, to monitor the rainy season and identify specific areas with potential deficit. As part of the United Nations Scaling Up Nutrition Network (SUN), WFP supported the organization of the national nutrition forum which helped support advocacy around nutrition and the need for integrated

multi-sectorial approaches which supported WFP's overall support to nutrition, including nutrition sensitivity.

On the resilience agenda, WFP provided support to the Government of Mali on coordination, policy coherence and technical and implementation capacity. It included technical and financial support to the Ministry of Agriculture's Global Alliance for Resilience Initiative (AGIR) unit at the national, sub-national and local levels and the organization of a training of trainers for ministry staff on planning, namely the three-pronged approach (3PA) to ensure a programming focus on enhancing and reinforcing the capacities, livelihoods and opportunities of the most vulnerable and food-insecure people and communities in the face of an increasingly risky environment. WFP supported the update of vulnerability and risk mapping of the resilience priority paper (PRP/AGIR) which was adopted by the Council of Ministers on December 2019. In addition, joint-monitoring missions of resilience activities were carried out by WFP and local technical services, through agreements with the regional directorates, looking at good practices in the field. The joint missions were supported by a more formalized capitalization exercise, which led to the identification of 20 resilience best practices for scaling up. All policy support was complemented by technical training at the field level, on water and soil conservation techniques. As a cross-cutting pillar of the new Country Strategic Plan (CSP 2020-2024), capacity building and knowledge management support will remain important for the coming years and will continuously be strengthened for a broadened partnership framework.

Strategic outcome 06

Government efforts towards achieving Zero Hunger by 2030 are supported by effective and coherent policy frameworks

Needs-based plan	Implementation plan	Available resources	Expenditures
\$575,949	\$0	\$2,132	\$408

Although strategic outcome 6 was very poorly resourced (at 0.3 percent), all planned targets in terms of outputs and outcomes were reached as the planned interventions were mainstreamed within the other programmes activities. The year 2019 was marked by the adoption of the 2019-2023 national sustainable development framework (CREDD). WFP contributed in the process, especially in ensuring its alignment with the 2030 agenda. Consistent with ongoing efforts to pursue an integrated multi-sectoral and multi-partner approach, WFP was actively involved in the development of the new United Nations Sustainable Development Cooperation Framework (UNSDCF) replacing the current UNDAF as of 2020. WFP was also implicated in the preemptive exercise of the common country analysis (CCA) and supported the formulation of the integrated strategic framework, which will define the strategy and priorities of the United Nations (UN) agencies in Mali with respect to the transition strategy of the United Nations Multidimensional Integrated Stabilization Mission in Mali (MINUSMA).

In addition, WFP continued to reinforce coordination with its UN agency partners, the United Nations Children's Fund (UNICEF) and the Food and Agriculture Organization (FAO) at the strategic and operational levels, through the implementation of joint resilience interventions. WFP's Country Strategic Plan (CSP 2020-2024) is fully aligned and effectively contributes to the UNSDCF, which in turn feeds into the 2019-2023 CREDD. The inclusive and broadly consultative CSP process strengthened coherence and national leadership. Special attention was given to the joint approach with other agencies, including the UN Development Programme (UNDP), the UN WOMEN agency, the UN Populations Fund (UNFPA) and UNICEF, all aligned on the 2020-2024 cycle, to ensure a UN coherent position.

Leveraging its leadership in the food security cluster and the food and nutrition security's thematic group and as its active participation in different humanitarian and development platforms led by the UN, Government and civil society, WFP in Mali continued its contribution to the effective broader operationalization of a nexus approach in Mali. Efforts included strengthening joint programming in partnership with FAO and UNICEF on resilience, to better articulate the work around common outcomes in targeted vulnerable sites.

Another key dimension also related to ensuring conflict sensitivity, which was supported by a partnership with the Stockholm International Peace Research Institute (SIPRI) looking at WFP's contribution to peace and conflict sensitivity. Finally, another key feature of WFP's support on policy related to the articulation and coherence of the work on resilience, emergency response and social protection. Amongst others, it supported the Ministry in charge of social protection for the evaluation of the 2016-2018 action plan of the national social protection policy and the drafting of the new 2020-2024 action plan. It also supported a study on norms and standards of social safety net.

Furthermore, WFP contributed to the launch of the new social register (RSU). Better understanding the essential needs, analyzing needs in an integrated way, including in situations of shock and crisis were key elements WFP focused on. In line with this approach, WFP worked on extending its partnership with the national safety programme "Jigisemijiri" in view of supporting the work on more integration between social protection and emergency response, and looking at the contribution of safety net approaches to resilience. Capitalization of WFP's and other partners experiences in

bringing social safety nets to scale is an important contribution and will be increased over the CSP cycle to support the scale up at the national level.

Strategic outcome 07

Humanitarian partners have access to common services, (including transportation, logistics, emergency telecommunications and food security analysis) throughout the year

Needs-based plan	Implementation plan	Available resources	Expenditures
\$7,251,770	\$7,922,965	\$7,474,791	\$6,824,668

Strategic outcome 7 was fully resourced, enabling WFP to provide technical expertise and services, including transportation services to humanitarian and development partners at planned scale. Under this strategic outcome, WFP continued to co-lead the Food Security Cluster (FSC), actively working to support and improve the food security analyses at national and local levels. The FSC worked closely with the national early warning system on food security analysis, mobilizing the Cluster's members to share analyses and engage in the Cadre Harmonisé exercise. Important coordination work was carried out for the seasonal food assistance activities, especially during the agro-pastoral lean season. This helped to have a clear vision of the planned response of the different actors, identify risks of overlap or over-assistance and identify remaining gaps.

Several ad-hoc coordination meetings were held with relevant partners to support operational planning and, where possible harmonization, of this assistance within the national response plan. Through the FSC, WFP supported the office of the food security commissioner (CSA), the early warning system (EWS) and food security sector partners, notably through important coordination work and information management, aiming to harmonize the interventions foreseen in the national response plan. Increased funding for the cluster allowed to strengthen coordination at the regional level and provide stronger technical support and capacity building for FSC partners. Increased funding for the cluster allowed to strengthen coordination at the regional and field levels, and strengthen technical capacities of FSC partners. The recruitment of additional staff in 2019 to support with the operational information management and FSC coordination helped ensure strategic and operational capacities were available at different levels, to meet the rapidly evolving and challenging humanitarian needs.

The FSC actively contributed to the revision of the humanitarian needs overview (HNO)/humanitarian response plan (HRP) process to take into account new humanitarian needs. It actively participated in the regional HNO workshops in Mopti, in Timbuktu and Gao under the stewardship of the Office for the Coordination of Humanitarian Affairs (OCHA) and proposed technical methodologies to evaluate "people in need". Finally, the FSC improved its information management system with the design of a dashboard highlighting interventions and gaps. A coordination matrix has been set up by the FSC and the CSA, where the seasonal responses of the various actors are put together to avoid duplication and optimize the coverage of needs. FSC developed several advocacy presentations on new humanitarian situation and food security needs.

In a complex emergency situation where humanitarian access was hampered by insecurity and poor road conditions, WFP also ran the Humanitarian Air Service, providing reliable transportation services to humanitarian and development partners throughout the country. In 2019, UNHAS served five destinations, transporting 12,500 passengers from 150 organizations and 27 mt of light cargo. Throughout 2020, WFP will continue to strengthen its partnerships and coordination with the FSC members.

Cross-cutting Results

Progress towards gender equality

Improved gender equality and women's empowerment among WFP-assisted population

In Mali, 78 percent of women live in rural areas [1] and are disadvantaged with regards to access to land, financial services, training and markets. They account for 70 percent of food production, yet hold only 10 percent of land use rights and 8 percent of land ownership titles [2]. Women are also heavily involved in unpaid household work and the estimated labour force participation rate for women is at 60.8 percent against 82.5 percent for men. Low education levels and literacy rates (57 percent of the men's rate [3]) further exacerbate their access to economic opportunities and information. The combination of these factors constrains women's earnings and decision-making power within their households. This also implies a significant loss in economic potential.

To address this gender disparity, WFP's interventions in Mali are designed and implemented through a gender-sensitive approach. Overall in 2019, women, children, and households headed by women represented the majority of beneficiaries. Gender concerns were also integrated into assessments, targeting of beneficiaries and the choice of transfer modality. The different programmes ensured that there was no discrimination between men and women, through equal opportunities for leadership, management and participation at all levels of the activities. Where appropriate, the project gave preference to women in the targeting of beneficiaries and in the management of assets, and WFP increasingly sensitized communities to involve more women within management and complaint committees.

WFP provided assistance to school children in order to help them meet their food needs and to encourage school enrolment and attendance, particularly for girls. In fact, attention was given to address the gender gap that continues to persist in schools in Mali, targeting schools and areas with large gender gaps. Meanwhile, women played an important role in the smallholder agricultural sector, where they account for nearly half of the workforce. Assistance to farmers' organisations supported gender equality, and a particular effort was made to support those with a high representation of women.

Gender analysis was integrated into the planning, implementation and monitoring of the activities, with a focus on measurable support for gender equality. Monitoring results highlighted the support to women's smallholder farmers enhanced their economic empowerment. Moreover, women's decision-making power over the utilization of food entitlements and cash-based transfers (vouchers) at the household level also increased significantly in 2019. WFP carried out a qualitative survey among beneficiaries of food assistance for asset and chronic malnutrition prevention activities. Overall, the results showed increased women's financial autonomy; a decrease of physical work or risk related activities such as wood collection and production of charcoal; improved relationship within the household between men and women and between women in the community; increased attendance at health centres and improved knowledge and behavioral change including good nutrition and hygiene practices.

Protection

Affected populations are able to benefit from WFP programmes in a manner that ensures and promotes their safety, dignity and integrity

The broader operational context in 2019 was characterized by localized dynamics including inter-communal tensions and violence, counter-terrorism operations and violence by armed actors, resulting in trauma and physical injuries and causing large population displacements. The security vacuum caused by these dynamics often paves the way to lower-scale violence such as criminality. Most incidents were related to theft and extortion, according to the protection cluster, with a decrease in incidents during the rainy season. Although under reported, the protection cluster also highlighted cases of gender-based violence (GBV) [1]. In addition, the Government's services (health care, justice, education) have been limited, especially in the North and the Center, partly due to the growing instability.

The protection risks, linked to WFP's activities, included: diversion of food assistance, post-distribution looting, violence en route from the distribution points, sexual favours in exchange of assistance and increased tensions between communities. These risks were further exacerbated by vulnerabilities, such as the disruption of the traditional community support system following displacement, food insecurity, and disrupted economic system. Food insecurity caused, or at least aggravated protection concerns, especially in the Center of Mali, where deteriorated security situation due to communal tensions prevented people from accessing their assets and livelihood sources. This has been both the reason for and the result of displacements.

Although these protection issues were not affecting directly its operations, WFP played a vital role in mitigating the potential risks and addressing issues when detected through case referrals. Throughout 2019, WFP has been increasing training of partners on identification, reporting and referral of protection issues; awareness-raising on GBV with partners including the United Nations Population Fund (UNFPA); regular communication with communities and putting in place a hotline for beneficiaries complaint and feedback. In Segou and Mopti regions for example, WFP increased the number of shops and vouchers redeem sites to reduce the waiting time and the risk of internally displaced persons (IDPs) being harassed on the way to/from the food distribution sites. In conflict-affected areas in central and northern Mali, WFP engaged with security forces to increase patrols after a distribution to reduce post-distribution looting risks.

Moreover, challenges in collecting information on protection outcomes persisted, mainly due to the lack of access to some areas, which limited WFP's direct systematic monitoring over its operations and obliged it to rely on third-party partners for monitoring. Nonetheless, the results which could be collected in 2019 highlighted that the proportion of targeted people (through unconditional resource transfers) accessing and receiving assistance without protection challenges, or having unhindered access to WFP programmes all increased, by more than 5 percent compared to baseline. Moreover, a protection action plan for Mali was further developed in October 2019.

The five priority areas are the development of more accurate analysis; accountability to affected populations; data protection; acceptance/access; protection from sexual exploitation and abuse. The activities planned include training, workshops, privacy impact assessment, implementation of relevant complaints and feedback (CFM) mechanisms, increase qualitative analysis, etc. WFP will see the implementation of planned activities in 2020.

Accountability to affected populations

Affected populations are able to hold WFP and partners accountable for meeting their hunger needs in a manner that reflects their views and preferences

As part of WFP's policy on accountability to affected populations, in January 2019, the country office set up a toll-free line for assisted beneficiaries to share feedback and complaints. This line was managed by a private call center based in Bamako and aimed at reinforcing accountability and protection towards affected populations. On average, WFP received 300 calls per month through the toll-free line. An analysis of the calls received and findings from post-distribution monitoring revealed some geographical fluctuation in beneficiaries knowledge of their rights and entitlements. To address this issue, a communication initiative was implemented. During community sensitization sessions, WFP's staff members and partners including third-party monitors, explained the role and use of the toll-free number. Messages focused on the functioning of the toll-free line, confidentiality and people's rights and entitlements. A software, SugarCRM, was introduced in December, to ensure a close follow up on beneficiary complaints and feedback, maintaining confidentiality throughout the process. A close work with the operators is still required, as well as a deeper analysis of the trends, so it feeds back into programmes.

In December, a communication and information needs assessment targeting internally displaced persons (IDPs) and host communities highlighted the need to continue reinforcing communication with communities and beneficiaries. Although 60 percent of the people surveyed responded the information provided by WFP was sufficient even though there are existing beneficiaries saying not been consulted on their food needs ahead of the distribution cycle.

Based on this assessment results, a community-based communication strategy was developed to ensure communities received the right information through the right channel at the right time. Toll-free line operators were trained and provided with key messages on WFP's mandate, objectives and targeting so they could interact with the communities and respond to their queries. Partners were further provided with checklists of key information to be provided to communities during monitoring missions. Some cooperating partners developed partnerships with community radios in their areas of intervention to reinforce community sensitization.

Looking forward, WFP is planning to reinforce its cooperating partners' capacity through training, development of tools, and coordination to enhance communication with communities and ensure it is integrated and mainstreamed into all programme or project cycle. A partnership is also under consideration with the Union of Community radios and Televisions in WFP's intervention areas, in order to reinforce communication and engagement with affected communities.

Environment

Targeted communities benefit from WFP programmes in a manner that does not harm the environment

Mali continued to face significant constraints related to difficult agro-ecological conditions, which increase the volatility of livelihood activities and the carrying capacity of the resource base. Throughout 2019, rainfall was limited, irregular and unevenly distributed across the territory. As a result of the fragility of the environment, combined with population pressures and inappropriate land-use practices, land degradation remained a major concern. In addition, an estimated 60 percent of the population lived on degraded land, with limited vegetation cover, impoverished and eroded soils and decreasing groundwater levels. All of these pressures were combined with the adverse effects of climate change, namely recurrent extremes risks (droughts and flooding), high temperature and violent wind.

Through its interventions, WFP aimed to help improve the resilience of vulnerable populations to climate change. WFP supported communities in the rehabilitation of degraded ecosystems through the fight against erosion, the natural regeneration of defended areas, dune stabilization, pasture improvement, water management and environmental protection education. Water and soil conservation works and soil protection and restoration activities, combined with land regeneration activities, contributed to improving soil fertility to increase yields and household food security. Other benefits included the production of wood for fuel and construction, protection and improved soil quality, and the creation of income-generating opportunities.



As an example a qualitative analysis of a community in the Koulikoro region showed that fewer women were engaged in cutting trees for charcoal production due to their participation in income-generating activities (FFA activities), in particular the vegetable gardening activities. Asset creation activities also included tree nurseries which contributed to reforestation and various measures were taken to prevent soil erosion. Certain asset creation activities, including the construction of dams, required clearing of land and soil disturbance at the base of the structure and in the quarries, to minimize the negative impact on the environment and air quality.

Through environmental and social risk screening during programme design, adverse environmental impacts were avoided, reduced or mitigated. All FFA activities were classified as low or no risk (category c). In accordance with national environmental regulation, an environmental impact assessment (EIA) was conducted for these activities. Lastly, several greening initiatives were initiated, such as the use of solar-powered lighting systems in WFP's offices both at the country office-level as well as the sub-offices. In the case of an electricity-cut, the information technology (IT) equipment will be powered by solar power, avoiding the use of the generator. Measures to minimize printing in the offices, which included a password for release of every print job, were also put in place.

Fighting malnutrition

Malnutrition affects one in three children in Mali. In the northern region of Timbuktu, 13.1 percent of children suffer from malnutrition [1], but the community is fighting back with education and awareness-raising.

Mahamadoun Ahmadou is a community health volunteer trained and experienced in nutrition education. He educates and sensitizes mothers and caretakers about malnutrition and its consequences on children in both Songhai and French languages.

One day in July 2019, he organized a nutrition education with a group of 50 people including pregnant and lactating women. All of the participants carefully listened to him, some among them asking questions from time to time. Mahamadoun always had an answer for every question, as he speaks from experience. “My oldest son suffered from malnutrition when he was an infant. It was horrible to see him so sick and fragile. We received WFP’s support for his treatment, which saved his life”, Mahamadoun said. “The doctors said malnutrition could be prevented by following certain good feeding and hygiene practices. This allowed my second son to be born and grow up in good health because his mother and I were careful to adopt these practices. Seeing this positive effect, I decided to become a community campaigner to help other parents never have to go through the same first experience we had”, he also explained.

In addition to supporting nutrition education, WFP also provides fortified food (Super Cereals — corn-soy blend) at the community centre for the treatment of moderate acute malnutrition. After explaining the benefits of these specialized nutritious foods and how to prepare it, Mahamadoun began the cooking demonstration with the help of two other women participating in the training session. The community volunteer also took the time to explain the importance of hygiene when preparing food.

At the end of the session, he answered again another series of questions. Most of the mothers attending the community health center were happy and grateful for Mahamadoun’s services to the community. Djenebou, one of the community members and participant of the programme, came forward with a smile on her face and shared her experience: “I was very surprised to see a man going around in the neighborhood to talk about children’s health and nutrition. Thanks to Mahamadoun’s advice, I decided to come to the center with my daughter for malnutrition screening. For three months now, I have been receiving food supplement and money to continue attending the health center because I live far away. I cannot tell you how grateful I am”.

For a long time, mothers were solely responsible for their babies’ health. The example of Mahamadoun showed to the community that men do have a role to play and be involved in the fight against malnutrition. “We are grateful to receive assistance from partners like WFP”, Mahamadoun said. He then added: “But this kind of actions, including raising awareness of our community members on good nutrition practices, is our way to contribute to eradicating malnutrition in our village”.

In Mali, WFP supports the Government and communities in addressing malnutrition through a series of activities, namely the prevention and treatment of malnutrition as well as support to caregivers of severely malnourished children.

Summary

- Unreported SDG indicators is due to unavailability of national data.
- The disaggregated data (female/male) and indirect result of the following indicator "number of hectares of land rehabilitated" are missing as they are not applicable.
- According to national statistics, the number of people with disabilities among the population is estimated at around 6 percent. Therefore, WFP applied this ratio in estimating the number of people with disabilities within its food assistance and school feeding activities' beneficiaries.

Context and operations

- [1] UNFPA 2019 population data. Available at: <https://www.unfpa.org/data/world-population-dashboard>.
- [2] 2019 Human Development Report, UNDP.
- [3] Cadre Harmonisé November 2019. The food insecure people are considered to be those in phases 3 to 5 of the Integrated Food Security Phase Classification (IPC).
- [4] Including chenille legionnaire or army-worm.
- [4] UNHCR Operational Portal. Available at: <https://data2.unhcr.org/en/country/mli>.
- [5] 2018 Cost of Hunger study, Ministry of Economy and Finance. Available at: <https://www.humanitarianresponse.info/fr/operations/mali/document/le-co%C3%BBt-de-la-faim-en-afriquecoha-mali>.
- [6] Standardized Monitoring and Assessment of Relief and Transition (SMART) 2019.
- [7] Idem. The rates in the three regions most affected are 11.6 percent in Gao, 13.1 percent in Timbuktu and 15.3 percent in Menaka.

Strategic outcome 02

There are no output indicators nor outcome indicators linked with activity 3 as this activity was not implemented in 2019.

Strategic outcome 03

There are no output nor outcome indicators linked with activity 7. Actions are being taken to document better food fortification activities in 2020 and forward planned under the country strategic plan (CSP 2020-2024)

Progress towards gender equality

- [1] Centre d'études africaines et de recherches interculturelles. La femme rurale du Mali. Available at: <http://www.ceafri.net/site/spip.php?article98>.
- [2] WFP and UN-Women. 2017. Gender, Access and Use of Credit, Capital and Insurance Services in Mali: VAM Gender and Market Study #10. Available at: <https://docs.wfp.org/api/documents/WFP-0000100869/download>
- [3] UNDP. 2018. Human Development Reports: 2018 Statistical Update. Available at: <http://hdr.undp.org/en/2018-update/download>

Protection


[1] Gender-based violence has been underreported, with usually less than 10 cases per month for the whole country according to the protection cluster. However, consultations with communities, information exchange with partners suggest numbers to be much higher and include forced marriage (especially in the Gao Region), rape (including during attacks on villages especially in Bankass and Koro cercles, Mopti Region). Survivors still do not associate it with GBV and/or do not know their rights and fear retaliation.

Fighting malnutrition

- [1] Standardized Monitoring and Assessment of Relief and Transition (SMART) 2019.

Figures and Indicators

WFP contribution to SDGs

 SDG 2: End hunger, achieve food security and improved nutrition and promote sustainable agriculture										
WFP Strategic Goal 1: Support countries to achieve zero hunger					WFP Contribution (by WFP, or by governments or partners with WFP Support)					
SDG Indicator	National Results				SDG-related indicator		Direct			Indirect
		Female	Male	Overall				Female	Male	
Prevalence of undernourishment	%	6.3	6.3	6.3	Number of people reached (by WFP, or by governments or partners with WFP support) to improve their food security	Number	535,945	494,719	1,030,664	1,150,000
					Number of people reached (by WFP, or by governments or partners with WFP support) in the context of emergency and protracted crisis response	Number	408,039	337,272	745,311	969,000
Prevalence of moderate or severe food insecurity in the population, based on the Food Insecurity Experience Scale (FIES)	%	21.7	14.7	15.1	Number of people reached (by WFP, or by governments or partners with WFP support) in the context of emergency and protracted crisis response	Number	408,039	337,272	745,311	969,000
					Number of people reached (by WFP, or by governments or partners with WFP support) to improve their food security	Number	535,945	494,719	1,030,664	1,150,000
Prevalence of malnutrition among children under 5 years of age, by type (wasting and overweight)	% wasting	8.7	11.1	10	Number of people reached (by WFP, or by governments or partners with WFP support) with interventions to prevent and treat malnutrition (moderate acute malnutrition)	Number	177,532	97,506	275,038	275,038
					Number of people reached (by WFP, or by governments or partners with WFP support) with interventions to prevent and treat malnutrition (micronutrient programmes)	Number	177,532	97,506	275,038	275,038
					Number of people reached (by WFP, or by governments or partners with WFP support) with interventions to prevent and treat malnutrition (overweight programmes)	Number	177,532	97,506	275,038	275,038

Prevalence of malnutrition among children under 5 years of age, by type (wasting and overweight)	% overw eight	2	2	2	Number of people reached (by WFP, or by governments or partners with WFP support) with interventions to prevent and treat malnutrition (moderate acute malnutrition)	Number	177,532	97,506	275,038	275,038
					Number of people reached (by WFP, or by governments or partners with WFP support) with interventions to prevent and treat malnutrition (overweight programmes)	Number	177,532	97,506	275,038	275,038
					Number of people reached (by WFP, or by governments or partners with WFP support) with interventions to prevent and treat malnutrition (micronutrient programmes)	Number	177,532	97,506	275,038	275,038
Prevalence of stunting among children under 5 years of age	%	20	25.2	22.7	Number of people reached (by WFP, or by governments or partners with WFP support) with stunting prevention programmes	Number	6,559	6,302	12,861	12,861
Average income of small-scale food producers, by sex and indigenous status	US\$				Number of small-scale food producers reached (by WFP, or by governments or partners with WFP support) with interventions that contribute to improved incomes	Number	23,280	43,233	66,513	66,513
Proportion of agricultural area under productive and sustainable agriculture	%				Number of people reached (by WFP, or by governments or partners with WFP support) with interventions that aim to ensure productive and sustainable food systems	Number	74,706	92,643	167,349	167,349
					Number of hectares of land rehabilitated (by WFP, or by governments or partners with WFP support)	Ha			386	



SDG 17: Strengthen the means of implementation and revitalize the global partnership for sustainable development

WFP Strategic Goal 2: Partner to support implementation of the SDGs		WFP Contribution (by WFP, or by governments or partners with WFP Support)			
SDG Indicator	National Results	SDG-related indicator	Direct	Indirect	
	Overall		Overall		
Number of countries with mechanisms in place to enhance policy coherence of sustainable development	Number	Number of mechanisms (by type) developed (by WFP, or by governments or partners with WFP support) to enhance policy coherence (linked to zero hunger)	Number	16	0

Number of countries reporting progress in multi-stakeholder development effectiveness monitoring frameworks that support the achievement of the sustainable development goals	Number		Number of partners participating in multi-stakeholder partnerships (including common services and coordination platforms where WFP plays a leading or coordinating role)	Number	153	0
Foreign direct investments (FDI), official development assistance and South-South Cooperation as a proportion of total domestic budget	%		Dollar value of resources mobilized (by WFP) to increase government or national stakeholder access to financial resources to achieve the SDGs	US\$	1,079,052	0
Dollar value of financial and technical assistance (including through North-South, South-South and triangular cooperation) committed to developing countries	US\$		Dollar value (within WFP portfolio) of technical assistance and country capacity strengthening interventions (including facilitation of South-South and triangular cooperation)	US\$	746,630	0

Beneficiaries by Age Group

Beneficiary Category	Gender	Planned	Actual	% Actual vs. Planned
Total Beneficiaries	male	594,029	469,417	79%
	female	747,241	561,247	75%
	total	1,341,270	1,030,664	77%
By Age Group				
0-23 months	male	121,959	79,045	65%
	female	127,400	82,476	65%
	total	249,359	161,521	65%
24-59 months	male	93,816	44,341	47%
	female	97,182	46,558	48%
	total	190,998	90,899	48%
5-11 years	male	91,280	69,177	76%
	female	92,469	69,698	75%
	total	183,749	138,875	76%
12-17 years	male	33,237	25,338	76%
	female	97,025	67,314	69%
	total	130,262	92,652	71%
18-59 years	male	244,009	248,894	102%
	female	318,573	291,261	91%
	total	562,582	540,155	96%
60+ years	male	9,728	2,622	27%
	female	14,592	3,940	27%
	total	24,320	6,562	27%

Beneficiaries by Residence Status

Residence Status	Planned	Actual	% Actual vs. Planned
Resident	1,191,270	845,144	71%
Refugee	0	0	-
Returnee	0	0	-
IDP	150,000	185,520	124%

Annual Food Transfer

Commodities	Planned Distribution (mt)	Actual Distribution (mt)	% Actual vs. Planned
Everyone has access to food			
Strategic Outcome: Strategic Outcome 01			
Maize	0	956	-
Sorghum/Millet	7,920	3,134	40%

Commodities	Planned Distribution (mt)	Actual Distribution (mt)	% Actual vs. Planned
BP5 Emergency Rations	0	24	-
Corn Soya Blend	5,460	2,254	41%
High Energy Biscuits	75	0	0%
Iodised Salt	99	31	31%
Vegetable Oil	666	941	141%
Beans	0	259	-
Split Peas	1,980	2,571	130%
Strategic Outcome: Strategic Outcome 02			
Rice	179	161	90%
Sorghum/Millet	0	0	0%
Corn Soya Blend	0	0	0%
Iodised Salt	2	2	104%
Vegetable Oil	12	11	91%
Beans	0	33	-
Split Peas	36	0	0%
No one suffers from malnutrition			
Strategic Outcome: Strategic Outcome 03			
Corn Soya Blend	1,684	750	45%
LNS	0	310	-
Ready To Use Supplementary Food	1,033	200	19%
Vegetable Oil	99	25	25%
Smallholders have improved food security and nutrition			
Strategic Outcome: Strategic Outcome 04			
Sorghum/Millet	4,050	379	9%
Iodised Salt	45	4	8%
Vegetable Oil	225	23	10%
Beans	0	79	-
Split Peas	900	0	0%

Annual Cash Based Transfer and Commodity Voucher

Modality	Planned Distribution (CBT)	Actual Distribution (CBT)	% Actual vs. Planned
Everyone has access to food			
Value Voucher	31,387,500	21,836,833	70%
Cash	0	96,340	-
Cash	5,487,296	2,573,127	47%
No one suffers from malnutrition			
Value Voucher	1,152,000	554,422	48%
Cash	1,092,960	764,345	70%

Modality	Planned Distribution (CBT)	Actual Distribution (CBT)	% Actual vs. Planned
Smallholders have improved food security and nutrition			
Cash	11,250,000	4,351,296	39%

Strategic Outcome and Output Results

Strategic Outcome 01	Crisis-affected populations are able to meet their basic food and nutrition requirements during and after crises	- Crisis Response - Nutrition Sensitive						
Activity 01	1- Provide unconditional cash or food transfers to populations affected by conflict-related displacement, natural disasters, or production shocks	Beneficiary Group	Activity Tag		Planned	Actual		
Output A	Crisis- affected populations (Tier 1) receive transfers (cash- or food-based) in response to production shocks in order to protect their livelihoods and enable them to meet their basic food and nutrition requirements							
A.1	Beneficiaries receiving food transfers	All	General Distribution	Female Male Total	112,200 107,800 220,000	234,293 234,223 468,516		
A.1	Beneficiaries receiving cash-based transfers	All	General Distribution	Female Male Total	236,512 227,238 463,750	276,149 276,066 552,215		
A.2	Food transfers			MT	11,559	7,703		
A.3	Cash-based transfers			US\$	31,387,500	21,933,173		
A.1	Number of women, men, boys and girls receiving food/cash-based transfers/commodity vouchers/capacity strengthening transfers							
	Number of beneficiaries reached as a result of WFP's contribution to the social protection system		General Distribution	individual	570,000	573,311		
	Number of participants in beneficiary training sessions (community preparedness, early warning, disaster risk reduction, and climate change adaptation)		General Distribution	individual	79	79		
A.6	Number of institutional sites assisted							
	Number of institutional sites assisted		General Distribution	site	462	462		
A.7	Number of retailers participating in cash-based transfer programmes							
	Number of retailers participating in cash-based transfer programmes		General Distribution	retailer	233	233		
Activity 02	2- Provide blanket supplementary feeding to children aged 6–23 months and pregnant and lactating women in conjunction with general cash/food distributions	Beneficiary Group	Activity Tag		Planned	Actual		
Output A	Crisis-affected children aged 6–23 months and pregnant and lactating women receive food assistance in order to meet their basic food and nutrition needs							
A.1	Beneficiaries receiving food transfers	Pregnant and lactating women	Prevention of acute malnutrition	Female Male Total	34,200 0 34,200	57,000 0 57,000		

		Children	Prevention of acute malnutrition	Female Male Total	35,190 33,810 69,000	58,650 56,350 115,000		
A.2	Food transfers			MT	4,641	2,467		
Outcome results				Baseline	End-CSP Target	2019 Target	2019 Follow-up value	2018 Follow-up value
Children 6-23 months; Mali; Food								
Proportion of eligible population that participates in programme (coverage)								
	Act 02: 2- Provide blanket supplementary feeding to children aged 6–23 months and pregnant and lactating women in conjunction with general cash/food distributions	Prevention of acute malnutrition	Female Male Overall	62.41 62.41 62.41	≥70 ≥70 ≥70	≥70 ≥70 ≥70	85 84 84.50	61 61 61
Proportion of target population that participates in an adequate number of distributions (adherence)								
	Act 02: 2- Provide blanket supplementary feeding to children aged 6–23 months and pregnant and lactating women in conjunction with general cash/food distributions	Prevention of acute malnutrition	Female Male Overall	72 72 72	≥72 ≥72 ≥72	≥72 ≥72 ≥72	68 68.40 68.20	70 70 70
Proportion of children 6–23 months of age who receive a minimum acceptable diet								
	Act 02: 2- Provide blanket supplementary feeding to children aged 6–23 months and pregnant and lactating women in conjunction with general cash/food distributions	Prevention of acute malnutrition	Female Male Overall	14.50 14.50 14.50	≥30 ≥30 ≥30	≥30 ≥30 ≥30	19.90 24.40 22.60	14.50 14.50 14.50
Food insecure households; Mali; Cash, Food, Value Voucher								
Food Consumption Score								
Percentage of households with Acceptable Food Consumption Score	Act 01: 1- Provide unconditional cash or food transfers to populations affected by conflict-related displacement, natural disasters, or production shocks	General Distribution	Female Male Overall	55.30 59.40 55.17	≥80 ≥80 ≥80	≥80 ≥80 ≥80	54.10 60.70 59.40	64.90 66.30 65.60
Percentage of households with Borderline Food Consumption Score	Act 01: 1- Provide unconditional cash or food transfers to populations affected by conflict-related displacement, natural disasters, or production shocks	General Distribution	Female Male Overall	25.43 20.53 24	≤10 ≤10 ≤10	≤10 ≤10 ≤10	28.70 20.70 22.30	22.50 22.40 22.50
Percentage of households with Poor Food Consumption Score	Act 01: 1- Provide unconditional cash or food transfers to populations affected by conflict-related displacement, natural disasters, or production shocks	General Distribution	Female Male Overall	19.27 20.07 20.83	≤10 ≤10 ≤10	≤10 ≤10 ≤10	17.20 18.60 18.30	12.60 11.30 11.90

Consumption-based Coping Strategy Index (Average)									
	Act 01: 1- Provide unconditional cash or food transfers to populations affected by conflict-related displacement, natural disasters, or production shocks	General Distribution	Female	6.13	<5	<5	5	3.32	
			Male	6.13	<5	<5	5.40	2.43	
			Overall	6.13	<5	<5	5.30	2.87	
Food Expenditure Share									
	Act 01: 1- Provide unconditional cash or food transfers to populations affected by conflict-related displacement, natural disasters, or production shocks	General Distribution	Female	75	≤75	≤75	73.90	93	
			Male	75	≤75	≤75	70.40	88.80	
			Overall	75	≤75	≤75	71.10	90.90	
Food Consumption Score – Nutrition									
Percentage of households that consumed Hem Iron rich food daily (in the last 7 days)	Act 01: 1- Provide unconditional cash or food transfers to populations affected by conflict-related displacement, natural disasters, or production shocks	General Distribution	Female	23.60	≥23.60	≥23.60	17.80	23.60	
			Male	20.30	≥20.30	≥20.30	19.90	20.30	
			Overall	21.90	≥21.90	≥21.90	19.50	21.90	
Percentage of households that consumed Protein rich food daily (in the last 7 days)	Act 01: 1- Provide unconditional cash or food transfers to populations affected by conflict-related displacement, natural disasters, or production shocks	General Distribution	Female	39.40	≥39.40	≥39.40	45	55.60	
			Male	37.60	≥37.60	≥37.60	54.10	58.70	
			Overall	38.50	≥38.50	≥38.50	52.30	57.20	
Percentage of households that consumed Vit A rich food daily (in the last 7 days)	Act 01: 1- Provide unconditional cash or food transfers to populations affected by conflict-related displacement, natural disasters, or production shocks	General Distribution	Female	40.70	≥40.70	≥40.70	27.80	40.70	
			Male	40	≥40	≥40	35.70	40	
			Overall	40.40	≥40.40	≥40.40	34.10	40.40	
Percentage of households that never consumed Hem Iron rich food (in the last 7 days)	Act 01: 1- Provide unconditional cash or food transfers to populations affected by conflict-related displacement, natural disasters, or production shocks	General Distribution	Female	13.10	≤13.10	≤13.10	53.30	13.10	
			Male	13.90	≤13.90	≤13.90	49.30	13.90	
			Overall	13.50	≤13.50	≤13.50	50.10	13.50	
Percentage of households that never consumed Protein rich food (in the last 7 days)	Act 01: 1- Provide unconditional cash or food transfers to populations affected by conflict-related displacement, natural disasters, or production shocks	General Distribution	Female	5	≤5	≤5	12.40	5	
			Male	3.70	≤3.70	≤3.70	10.10	3.70	
			Overall	4.30	≤4.30	≤4.30	10.60	4.30	

Percentage of households that never consumed Vit A rich food (in the last 7 days)	Act 01: 1- Provide unconditional cash or food transfers to populations affected by conflict-related displacement, natural disasters, or production shocks	General Distribution	Female Male Overall	16 15.10 15.50	≤16 ≤15.10 ≤15.50	≤16 ≤15.10 ≤15.50	20.40 20.90 20.80	16 15.10 15.50
Percentage of households that sometimes consumed Hem Iron rich food (in the last 7 days)	Act 01: 1- Provide unconditional cash or food transfers to populations affected by conflict-related displacement, natural disasters, or production shocks	General Distribution	Female Male Overall	63.30 65.80 64.60	≥63.30 ≥65.80 ≥64.60	≥63.30 ≥65.80 ≥64.60	28.90 30.80 30.40	63.30 65.80 64.60
Percentage of households that sometimes consumed Protein rich food (in the last 7 days)	Act 01: 1- Provide unconditional cash or food transfers to populations affected by conflict-related displacement, natural disasters, or production shocks	General Distribution	Female Male Overall	55.60 58.70 57.20	≥55.60 ≥58.70 ≥57.20	≥55.60 ≥58.70 ≥57.20	42.60 35.80 37.20	39.40 37.60 38.50
Percentage of households that sometimes consumed Vit A rich food (in the last 7 days)	Act 01: 1- Provide unconditional cash or food transfers to populations affected by conflict-related displacement, natural disasters, or production shocks	General Distribution	Female Male Overall	43.30 44.90 44.10	≥43.30 ≥44.90 ≥44.10	≥43.30 ≥44.90 ≥44.10	51.70 43.40 45.10	43.30 44.90 44.10

Pregnant and Lactating Women (PLW); Mali; Food

Minimum Dietary Diversity – Women

	Act 02: 2- Provide blanket supplementary feeding to children aged 6–23 months and pregnant and lactating women in conjunction with general cash/food distributions	Prevention of acute malnutrition	Overall	30.20	≥50	≥50	37.10	30.20
--	--	----------------------------------	----------------	-------	-----	-----	-------	-------

Strategic Outcome 02	Vulnerable people in food insecure and post-crisis areas are able to meet their basic food and nutrition requirements throughout the year	- Nutrition Sensitive - Resilience Building						
Activity 04	4- Provide school meals to school children in targeted areas	Beneficiary Group	Activity Tag		Planned	Actual		
Output A	Targeted school children (Tier 1) received nutritious meal every day they attended school in order to meet basic food and nutrition needs and increase school enrolment							
A.1	Beneficiaries receiving food transfers	Students (primary schools)	School feeding (on-site)	Female Male Total	2,011 1,972 3,983	3,481 3,413 6,894		

A.1	Beneficiaries receiving cash-based transfers	Students (primary schools)	School feeding (on-site)	Female Male Total	51,317 50,300 101,617	63,832 62,568 126,400		
A.2	Food transfers			MT	229	207		
A.3	Cash-based transfers			US\$	5,487,296	2,573,127		
A.6	Number of institutional sites assisted							
	Number of primary schools assisted by WFP		School feeding (on-site)	school	880	656		
A.9	Average number of schooldays per month on which multi-fortified foods or at least 4 food groups were provided							
	Average number of schooldays per month on which multi-fortified foods or at least 4 food groups were provided		School feeding (on-site)	Days	20	13		
Outcome results				Baseline	End-CSP Target	2019 Target	2019 Follow-up value	2018 Follow-up value
Food insecure households; Mali; Cash, Food, Value Voucher								
Food Consumption Score								
Percentage of households with Acceptable Food Consumption Score	Act 03: 3- Provide unconditional cash or food transfers to vulnerable populations affected by seasonal shocks	General Distribution	Female Male Overall	55.30 59.40 55.17	≥80 ≥80 ≥80	≥80 ≥80 ≥80	54.10 60.70 59.40	64.90 66.30 65.60
Percentage of households with Borderline Food Consumption Score	Act 03: 3- Provide unconditional cash or food transfers to vulnerable populations affected by seasonal shocks	General Distribution	Female Male Overall	25.43 20.53 24	≤10 ≤10 ≤10	≤10 ≤10 ≤10	28.70 20.70 22.30	22.50 22.40 22.50
Percentage of households with Poor Food Consumption Score	Act 03: 3- Provide unconditional cash or food transfers to vulnerable populations affected by seasonal shocks	General Distribution	Female Male Overall	19.27 20.07 20.83	≤10 ≤10 ≤10	≤10 ≤10 ≤10	17.20 18.60 18.30	12.60 11.30 11.90
Consumption-based Coping Strategy Index (Average)								
	Act 03: 3- Provide unconditional cash or food transfers to vulnerable populations affected by seasonal shocks	General Distribution	Female Male Overall	6.13 6.13 6.13	<5 <5 <5	<5 <5 <5	5 5.40 5.30	3.32 2.43 2.87
Dietary Diversity Score								
	Act 03: 3- Provide unconditional cash or food transfers to vulnerable populations affected by seasonal shocks	General Distribution	Female Male Overall	3.77 5.93 5.09	>5 >5 >5	>5 >5 >5	5.50 5.50 5.50	6.16 6.05 6.10
National education services; Mali; Capacity Strengthening								

SABER School Feeding National Capacity (new)								
	Act 04: 4- Provide school meals to school children in targeted areas	School feeding (on-site)	Overall	1.80	≥2	≥2	1.80	1.80
Students 5-11 years old; Mali; Cash, Food								
Enrolment rate								
	Act 04: 4- Provide school meals to school children in targeted areas	School feeding (on-site)	Female	7	≥7	≥7	20	16
			Male	7	≥7	≥7	22	13
			Overall	7	≥7	≥7	21	15
Retention rate / Drop-out rate (new)								
Drop-out rate	Act 04: 4- Provide school meals to school children in targeted areas	School feeding (on-site)	Female	10	≤10	≤10	23	10.60
			Male	8	≤8	≤8	23	11
			Overall	9	≤9	≤9	23	10.80
Retention rate	Act 04: 4- Provide school meals to school children in targeted areas	School feeding (on-site)	Female	90	≥90	≥90	77	89.40
			Male	92	≥92	≥92	77	89
			Overall	91	≥91	≥91	77	89.20
Retention rate								
	Act 04: 4- Provide school meals to school children in targeted areas	School feeding (on-site)	Female	90	≥85	≥85	77	89.40
			Male	92	≥85	≥85	77	89
			Overall	91	≥85	≥85	77	89.20

Strategic Outcome 03	Targeted populations (children 6-59 months and PLW) have reduced malnutrition in line with national targets	- Nutrition Sensitive - Resilience Building						
Activity 05	5- Provide nutritious complements to targeted children (age 6-23) and cash to PLW to prevent undernutrition outside of crisis/post crisis areas	Beneficiary Group	Activity Tag		Planned	Actual		
Output A	Targeted children aged 6-23 months and PLW (Tier 1) receive food and cash transfers (including specialized nutritional commodities, social behaviour change communication activities and nutrition education where appropriate) in order to prevent malnutrition							
A.1	Beneficiaries receiving food transfers	Children	Prevention of stunting	Female Male Total	11,796 11,334 23,130	6,559 6,302 12,861		
A.1	Beneficiaries receiving cash-based transfers	Pregnant and lactating women	Prevention of stunting	Female Male Total	16,560 0 16,560	9,796 0 9,796		
A.2	Food transfers			MT	694	576		
A.3	Cash-based transfers			US\$	1,092,960	764,345		
A.6	Number of institutional sites assisted							
	Number of individuals (female) trained in child health and nutrition		Prevention of stunting	individual	1,040	1,040		

	Number of health centres/sites assisted		Prevention of stunting	health center	593	593		
Activity 06	6- Provide nutritious food to children and food assistance (food/CBT) to PLW for treatment of malnutrition – including support to caregivers	Beneficiary Group	Activity Tag		Planned	Actual		
Output A, B	Malnourished Children 6-59 months and PLW including caregivers (Tier 1) in food-insecure/post-crisis areas receive appropriate specialised nutritious foods to treat acute malnutrition							
A.1	Beneficiaries receiving food transfers	Children	Treatment of moderate acute malnutrition	Female Male Total	79,040 75,940 154,980	42,835 41,157 83,992		
		Pregnant and lactating women	Treatment of moderate acute malnutrition	Female Male Total	19,800 0 19,800	19,046 0 19,046		
A.1	Beneficiaries receiving cash-based transfers	Activity supporters	Treatment of moderate acute malnutrition	Female Male Total	46,560 1,440 48,000	58,409 1,806 60,215		
A.2	Food transfers			MT	2,122	709		
A.3	Cash-based transfers			US\$	1,152,000	554,423		
B.2	Quantity of specialized nutritious foods provided							
	Quantity of specialized nutritious foods provided		Treatment of moderate acute malnutrition	Mt	2,122	708		
Outcome results				Baseline	End-CSP Target	2019 Target	2019 Follow-up value	2018 Follow-up value
Children 0-59 months; Mali; Food								
MAM Treatment Recovery rate								
	Act 06: 6- Provide nutritious food to children and food assistance (food/CBT) to PLW for treatment of malnutrition – including support to caregivers	Treatment of moderate acute malnutrition	Female Male Overall	93.26 93.26 93.26	≥75 ≥75 ≥75	≥75 ≥75 ≥75	97.95 96.95 97.45	97.01 97.01 97.01
MAM Treatment Mortality rate								
	Act 06: 6- Provide nutritious food to children and food assistance (food/CBT) to PLW for treatment of malnutrition – including support to caregivers	Treatment of moderate acute malnutrition	Female Male Overall	0 0 0	<3 <3 <3	<3 <3 <3	0 0 0	0.01 0.01 0.01
MAM Treatment Non-response rate								

	Act 06: 6- Provide nutritious food to children and food assistance (food/CBT) to PLW for treatment of malnutrition – including support to caregivers	Treatment of moderate acute malnutrition	Female Male Overall	0.17 0.17 0.17	<15 <15 <15	<15 <15 <15	0 0 0	0 0 0
MAM Treatment Default rate								
	Act 06: 6- Provide nutritious food to children and food assistance (food/CBT) to PLW for treatment of malnutrition – including support to caregivers	Treatment of moderate acute malnutrition	Female Male Overall	6.57 6.57 6.57	<15 <15 <15	<15 <15 <15	2.20 2.90 2.55	2.98 2.98 2.98
Children 6-23 months; Mali; Food								
Proportion of eligible population that participates in programme (coverage)								
	Act 05: 5- Provide nutritious complements to targeted children (age 6-23) and cash to PLW to prevent undernutrition outside of crisis/post crisis areas	Prevention of stunting	Female Male Overall	62.40 62.40 62.40	≥70 ≥70 ≥70	≥70 ≥70 ≥70	54 55 54.50	61 61 61
Proportion of children 6–23 months of age who receive a minimum acceptable diet								
	Act 05: 5- Provide nutritious complements to targeted children (age 6-23) and cash to PLW to prevent undernutrition outside of crisis/post crisis areas	Prevention of stunting	Female Male Overall	15 15 15	≥30 ≥30 ≥30	≥30 ≥30 ≥30	19.90 24.40 22.60	15 15 15
Children 6.23 months; Mali; Food								
Proportion of target population that participates in an adequate number of distributions (adherence)								
	Act 05: 5- Provide nutritious complements to targeted children (age 6-23) and cash to PLW to prevent undernutrition outside of crisis/post crisis areas	Prevention of stunting	Female Male Overall	72 72 72	≥72 ≥72 ≥72	≥72 ≥72 ≥72	94 93.90 94	70 70 70
Pregnant and Lactating Women (PLW); Mali; Food								
Minimum Dietary Diversity – Women								
	Act 05: 5- Provide nutritious complements to targeted children (age 6-23) and cash to PLW to prevent undernutrition outside of crisis/post crisis areas	Prevention of stunting	Overall	30	≥50	≥50	37	30

Strategic Outcome 04	Populations in targeted areas, including vulnerable smallholder farmers, have enhanced livelihoods and resilience to better support food security and nutrition needs all year-round.	- Resilience Building
-----------------------------	--	------------------------------

Activity 08	8- Provide food assistance for assets to targeted smallholders, to develop, restore and rehabilitate productive community infrastructures and sustainable natural resource use through a participatory process	Beneficiary Group	Activity Tag		Planned	Actual		
Output D	Vulnerable populations in targeted areas subject to recurrent shocks and climate change (Tier 2) benefit from rehabilitated productive asset base in order to enhance sustainably their livelihoods							
A.1	Beneficiaries receiving food transfers	All	Food assistance for asset	Female Male Total	153,000 147,000 300,000	42,094 40,448 82,542		
A.1	Beneficiaries receiving cash-based transfers	All	Food assistance for asset	Female Male Total	153,000 147,000 300,000	51,427 49,409 100,836		
A.2	Food transfers			MT	5,220	485		
A.3	Cash-based transfers			US\$	11,250,000	4,351,296		
D.1	Number of assets built, restored or maintained by targeted households and communities, by type and unit of measure							
	Kilometres (km) of irrigation canals constructed		Food assistance for asset	Km	21	20		
	Kilometres (km) of live fencing created		Food assistance for asset	Km	15	7		
	Hectares (ha) of land plated with forage seeds		Food assistance for asset	Ha	309	309		
	Linear meters (m) of soil/stones bunds or small dikes created		Food assistance for asset	meter	23,800	24,150		
	Linear meters (m) of flood protection dikes constructed		Food assistance for asset	meter	18,390	10,402		
	Hectares (ha) of cultivated land treated and conserved with physical soil and water conservation measures only		Food assistance for asset	Ha	438	348		
	Number of wells, shallow wells constructed for irrigation/livestock use (> 50 cbmt)		Food assistance for asset	Number	32	8		
	Number of school gardens established		Food assistance for asset	Number	2	1		
	Volume (m3) of compost produced/prepared		Food assistance for asset	m3	3,529	2,684		
	Number of fish ponds constructed		Food assistance for asset	Number	19	17		

	Hectares (ha) of land protected with shelterbelts and windbreaks		Food assistance for asset	Ha	1	1		
	Hectares (ha) of community woodlots/forest planted, maintained or protected		Food assistance for asset	Ha	62	53		
	Kilometres (km) of feeder roads rehabilitated		Food assistance for asset	Km	32	17		
	Hectares (ha) of fodder banks established		Food assistance for asset	Ha	32	30		
	Hectares (ha) of agricultural land benefiting from rehabilitated irrigation schemes (including irrigation canal repair, specific protection measures, embankments, etc)		Food assistance for asset	Ha	260	119		
	Hectares (ha) of sand dunes established		Food assistance for asset	Ha	189	155		
	Hectares (ha) of gardens created		Food assistance for asset	Ha	60	36		
Activity 09	9- Provide technical and financial support to smallholder farmers organization, aimed at encouraging market-oriented production, facilitating access to markets, enhancing value-added and reducing post-harvest losses, and developing linkages to the school meals programme	Beneficiary Group	Activity Tag		Planned	Actual		
Output C	Targeted food-insecure smallholders (Tier 2) benefit from technical and financial support in order to increase their market-oriented production in terms both of quantity and value							
Output F	Smallholder farmers in localities where cash-based school meals are implemented (Tier 2) benefit from schools' generated local demand of food commodities to improve their food security and livelihoods							
C.1	Number of people trained							
	Number of people trained		Food assistance for asset	individual	66,513	66,513		
F.1	Number of smallholder farmers supported/trained							
	Number of cooperatives societies supported		Smallholder agricultural market support activities	farmer group	323	323		
	Number of farmer organizations trained in market access and post-harvest handling skills		Smallholder agricultural market support activities	farmer organization	43	41		
	Number of demonstration gardens established		Smallholder agricultural market support activities	garden	27	27		

	Number of farmer organizations supported with equipment (tarpaulins) for post-harvest handling		Smallholder agricultural market support activities	farmer organization	40	39		
	Number of farmer organizations supported with basic equipment required for marketing (platform weighing scale)		Smallholder agricultural market support activities	farmer organization	15	15		
	Number farmer organisation leaders trained in good agronomic practices		Smallholder agricultural market support activities	individual	11,956	11,956		
	Number of smallholder farmers supported by WFP		Smallholder agricultural market support activities	individual	32,631	32,631		
	Number of farmers trained in leadership roles and responsibilities		Smallholder agricultural market support activities	individual	1,081	1,081		
	Number of farmers linked to financial institutions		Smallholder agricultural market support activities	individual	500	500		
	Number of farmers who had access to better markets through collective bulking		Smallholder agricultural market support activities	individual	1,520	1,526		

Outcome results				Baseline	End-CSP Target	2019 Target	2019 Follow-up value	2018 Follow-up value
-----------------	--	--	--	----------	----------------	-------------	----------------------	----------------------

Food insecure households; Mali; Capacity Strengthening, Cash, Food

Proportion of the population in targeted communities reporting environmental benefits

	Act 08: 8- Provide food assistance for assets to targeted smallholders, to develop, restore and rehabilitate productive community infrastructures and sustainable natural resource use through a participatory process	Food assistance for asset	Overall	90	≥95	≥95	93	90
--	--	---------------------------	----------------	----	-----	-----	----	----

Proportion of the population in targeted communities reporting benefits from an enhanced asset base

	Act 08: 8- Provide food assistance for assets to targeted smallholders, to develop, restore and rehabilitate productive community infrastructures and sustainable natural resource use through a participatory process	Food assistance for asset	Overall	90	≥95	≥95	93	90
--	--	---------------------------	----------------	----	-----	-----	----	----

Food insecure households; Mali; Cash, Food

Food Consumption Score

Percentage of households with Acceptable Food Consumption Score	Act 08: 8- Provide food assistance for assets to targeted smallholders, to develop, restore and rehabilitate productive community infrastructures and sustainable natural resource use through a participatory process	Food assistance for asset	Female Male Overall	42.50 59.50 51	≥80 ≥80 ≥80	≥80 ≥80 ≥80	63.20 43.10 44.20	65.70 56.30 61
Percentage of households with Borderline Food Consumption Score	Act 08: 8- Provide food assistance for assets to targeted smallholders, to develop, restore and rehabilitate productive community infrastructures and sustainable natural resource use through a participatory process	Food assistance for asset	Female Male Overall	20 4.90 12.40	≤10 ≤10 ≤10	≤10 ≤10 ≤10	14 19.60 19.30	21.20 28.80 25
Percentage of households with Poor Food Consumption Score	Act 08: 8- Provide food assistance for assets to targeted smallholders, to develop, restore and rehabilitate productive community infrastructures and sustainable natural resource use through a participatory process	Food assistance for asset	Female Male Overall	37.50 35.60 36.60	≤10 ≤10 ≤10	≤10 ≤10 ≤10	22.80 37.30 36.50	13.10 14.90 14
Consumption-based Coping Strategy Index (Average)								
	Act 08: 8- Provide food assistance for assets to targeted smallholders, to develop, restore and rehabilitate productive community infrastructures and sustainable natural resource use through a participatory process	Food assistance for asset	Female Male Overall	1.60 1.60 1.60	≤1.60 ≤1.60 ≤1.60	≤1.60 ≤1.60 ≤1.60	8.70 3.90 4.10	4 2.40 3.20
Livelihood-based Coping Strategy Index (Average)								
	Act 08: 8- Provide food assistance for assets to targeted smallholders, to develop, restore and rehabilitate productive community infrastructures and sustainable natural resource use through a participatory process	Food assistance for asset	Female Male Overall	50 50 50	≤30 ≤30 ≤30	≤30 ≤30 ≤30	56.10 42.50 43.20	58 56.20 57.10
Food expenditure share								
	Act 08: 8- Provide food assistance for assets to targeted smallholders, to develop, restore and rehabilitate productive community infrastructures and sustainable natural resource use through a participatory process	Food assistance for asset	Female Male Overall	75 75 75	≤75 ≤75 ≤75	≤75 ≤75 ≤75	65.90 66.90 66.90	93 89 91
Smallholder farmers; Mali; Capacity Strengthening								
Percentage of targeted smallholders selling through WFP-supported farmer aggregation systems								

	Act 09: 9- Provide technical and financial support to smallholder farmers organization, aimed at encouraging market-oriented production, facilitating access to markets, enhancing value-added and reducing post-harvest losses, and developing linkages to the school meals programme	Smallholder agricultural market support activities	Female	40	≥40	≥40	29	30
			Male	20	≥40	≥40	53	10
			Overall	60	≥80	≥80	82	40
Default rate (as a percentage) of WFP pro-smallholder farmer procurement contracts								
	Act 09: 9- Provide technical and financial support to smallholder farmers organization, aimed at encouraging market-oriented production, facilitating access to markets, enhancing value-added and reducing post-harvest losses, and developing linkages to the school meals programme	Smallholder agricultural market support activities	Overall	0	=0	=0	0	0
Value and volume of smallholder sales through WFP-supported aggregation systems								
	Act 09: 9- Provide technical and financial support to smallholder farmers organization, aimed at encouraging market-oriented production, facilitating access to markets, enhancing value-added and reducing post-harvest losses, and developing linkages to the school meals programme	Smallholder agricultural market support activities	Overall	3913	>4000	>4000	484	2363
Percentage of WFP food procured from smallholder farmer aggregation systems								
	Act 09: 9- Provide technical and financial support to smallholder farmers organization, aimed at encouraging market-oriented production, facilitating access to markets, enhancing value-added and reducing post-harvest losses, and developing linkages to the school meals programme	Smallholder agricultural market support activities	Overall	24	≥30	≥30	97	24.68

Strategic Outcome 05	Government (at the local and national levels) and civil society have strengthened capacity to manage food security and nutrition policies and programmes by 2023	- Root Causes						
Activity 10	10- Provide technical assistance and other support to the Government, to strengthen national capacity for food and nutritional security analysis, and for emergency preparedness and response	Beneficiary Group	Activity Tag		Planned	Actual		
Output M	Food-insecure people in targeted areas (Tier 3) benefit from strengthened food security analysis, emergency preparedness and service delivery in order to protect access to food							
M.1	Number of national coordination mechanisms supported							
	Number of national coordination mechanisms supported		Institutional capacity strengthening activities	unit	16	16		

Activity 11	11- Support government to strengthen coordination among actors in the nutrition sector through REACH mechanism	Beneficiary Group	Activity Tag		Planned	Actual		
Output I	Food insecure people (Tier 3) in targeted areas benefit from strengthened coordination among actors in the nutrition sector through REACH mechanism in order to improve their nutrition status							
I.1	Number of policy engagement strategies developed/implemented							
	Number of policy engagement strategies developed/implemented		Institutional capacity strengthening activities	policy	4	4		
Outcome results				Baseline	End-CSP Target	2019 Target	2019 Follow-up value	2018 Follow-up value
Government entities; Mali; Capacity Strengthening								
Number of national food security and nutrition policies, programmes and system components enhanced as a result of WFP capacity strengthening (new)								
	Act 10: 10- Provide technical assistance and other support to the Government, to strengthen national capacity for food and nutritional security analysis, and for emergency preparedness and response	Institutional capacity strengthening activities	Overall	2	=4	=4	4	2
Resources mobilized (USD value) for national food security and nutrition systems as a result of WFP capacity strengthening (new)								
	Act 10: 10- Provide technical assistance and other support to the Government, to strengthen national capacity for food and nutritional security analysis, and for emergency preparedness and response	Institutional capacity strengthening activities	Overall	200000	=400000	=400000	168233	200000

Strategic Outcome 06	Government efforts towards achieving Zero Hunger by 2030 are supported by effective and coherent policy frameworks	- Root Causes						
Activity 12	12- Provide support to the Government Zero Hunger Review implementation and related analytical work, followed by dialogue with Government and other stakeholders relating to implications of the findings and recommendations for medium-term planning (CSP, national development plan, UNDAF) and improving coordination between different elements of food security response, including adaptive social protection	Beneficiary Group	Activity Tag		Planned	Actual		
Output I	Targeted populations (Tier 3) benefit from the implementation of the National Zero Hunger Review recommendations, supported by targeted sectors, UN system and government entities in order to better progress towards zero hunger.							
Output M	Food insecure people (Tier 3) in targeted areas benefit from improved coordination between different actors and structures involved in food security analysis, preparedness and response planning in order to protect access to food							
I.1	Number of policy engagement strategies developed/implemented							
	Number of policy engagement strategies developed/implemented		Institutional capacity strengthening activities	policy	4	4		

M.1	Number of national coordination mechanisms supported							
	Number of national coordination mechanisms supported		Institutional capacity strengthening activities	unit	16	16		
Outcome results				Baseline	End-CSP Target	2019 Target	2019 Follow-up value	2018 Follow-up value
Government entities; Mali; Capacity Strengthening								
Proportion of targeted sectors and government entities participating in national zero hunger strategic reviews								
	Act 12: 12- Provide support to the Government Zero Hunger Review implementation and related analytical work, followed by dialogue with Government and other stakeholders relating to implications of the findings and recommendations for medium-term planning (CSP, national development plan, UNDAF) and improving coordination between different elements of food security response, including adaptive social protection	Institutional capacity strengthening activities	Overall	0	=100	=100	100	100
Proportion of targeted sectors and government entities implementing recommendations from national zero hunger strategic reviews								
	Act 12: 12- Provide support to the Government Zero Hunger Review implementation and related analytical work, followed by dialogue with Government and other stakeholders relating to implications of the findings and recommendations for medium-term planning (CSP, national development plan, UNDAF) and improving coordination between different elements of food security response, including adaptive social protection	Institutional capacity strengthening activities	Overall	0	≥80	≥80	100	80
Number of national food security and nutrition policies, programmes and system components enhanced as a result of WFP capacity strengthening (new)								
	Act 12: 12- Provide support to the Government Zero Hunger Review implementation and related analytical work, followed by dialogue with Government and other stakeholders relating to implications of the findings and recommendations for medium-term planning (CSP, national development plan, UNDAF) and improving coordination between different elements of food security response, including adaptive social protection	Institutional capacity strengthening activities	Overall	2	=4	=4	4	2

Strategic Outcome 07	Humanitarian partners have access to common services, (including transportation, logistics, emergency telecommunications and food security analysis) throughout the year	- Crisis Response
-----------------------------	---	--------------------------

Activity 13	13- Provide technical expertise and services related to logistics, communications and information management, the food security cluster, and emergency preparedness and response, to humanitarian and development partners	Beneficiary Group	Activity Tag		Planned	Actual		
Output H	Food insecure people (Tier 3) in targeted areas benefit from WFP supply chain services to humanitarian partners in order to promptly receive life-saving assistance							
H.4	Total volume of cargo transported							
	Quantity (mt) of cargo transported		Service Delivery General	Mt	24	27		
H.7	Total number of passengers transported							
	Number of passengers transported		Service Delivery General	individual	10,800	12,505		
	Percentage of passenger bookings served		Service Delivery General	%	95	96		
Activity 14	14- Provide transportation services to humanitarian and development partners through the Humanitarian Air Service	Beneficiary Group	Activity Tag		Planned	Actual		
Output H	Food-insecure people (Tier 3) in targeted areas benefit from shared services and platforms provided to humanitarian and development partners in order to promptly receive life-saving assistance.							
H.1	Number of shared services provided, by type							
	Number of humanitarian organizations utilizing the service		Service Delivery General	agency/org anization	150	153		
	Percentage response to medical and security evacuation		Service Delivery General	%	100	100		
	Number of needs assessments carried out		Service Delivery General	assessment	4	9		
Outcome results				Baseline	End-CSP Target	2019 Target	2019 Follow-up value	2018 Follow-up value
Humanitarian actors; Mali; Capacity Strengthening								
User satisfaction rate								
	Act 14: 14- Provide transportation services to humanitarian and development partners through the Humanitarian Air Service	Humanitarian Air Service	Overall	100	=100	=100	80	95

Cross-cutting Indicators

Affected populations are able to benefit from WFP programmes in a manner that ensures and promotes their safety, dignity and integrity								
Proportion of targeted people accessing assistance without protection challenges								
Target group, Location, Modalities	Activity Number	Activity Tag	Female/Male/Overall	Baseline	End-CSP Target	2019 Target	2019 Follow-up value	2018 Follow-up value
Food insecure households; Mali; Cash, Food, Value Voucher	Act 01: 1- Provide unconditional cash or food transfers to populations affected by conflict-related displacement, natural disasters, or production shocks	General Distribution	Female	90	≥95	≥95	94.80	99
			Male	90	≥95	≥95	95.10	97
			Overall	90	≥95	≥95	95.10	97
Proportion of targeted people having unhindered access to WFP programmes (new)								
Target group, Location, Modalities	Activity Number	Activity Tag	Female/Male/Overall	Baseline	End-CSP Target	2019 Target	2019 Follow-up value	2018 Follow-up value
Food insecure households; Mali; Cash, Food, Value Voucher	Act 01: 1- Provide unconditional cash or food transfers to populations affected by conflict-related displacement, natural disasters, or production shocks	General Distribution	Female	90	=100	=100	94.80	90
			Male	90	=100	=100	95.10	90
			Overall	90	=100	=100	95.10	90
Proportion of targeted people receiving assistance without safety challenges (new)								
Target group, Location, Modalities	Activity Number	Activity Tag	Female/Male/Overall	Baseline	End-CSP Target	2019 Target	2019 Follow-up value	2018 Follow-up value
Food insecure households; Mali; Cash, Food, Value Voucher	Act 01: 1- Provide unconditional cash or food transfers to populations affected by conflict-related displacement, natural disasters, or production shocks	General Distribution	Female	90	≥95	≥95	95	99
			Male	90	≥95	≥95	95.70	97
			Overall	90	≥95	≥95	95.60	97
Proportion of targeted people who report that WFP programmes are dignified (new)								
Target group, Location, Modalities	Activity Number	Activity Tag	Female/Male/Overall	Baseline	End-CSP Target	2019 Target	2019 Follow-up value	2018 Follow-up value
Food insecure households; Mali; Cash, Food, Value Voucher	Act 01: 1- Provide unconditional cash or food transfers to populations affected by conflict-related displacement, natural disasters, or production shocks	General Distribution	Female	95	=100	=100	95	95
			Male	95	=100	=100	95.30	95
			Overall	95	=100	=100	95.30	95

Targeted communities benefit from WFP programmes in a manner that does not harm the environment								
Proportion of activities for which environmental risks have been screened and, as required, mitigation actions identified								
Target group, Location, Modalities	Activity Number	Activity Tag	Female/Male/Overall	Baseline	End-CSP Target	2019 Target	2019 Follow-up value	2018 Follow-up value

Food insecure households; Mali; Cash, Food	Act 08: 8- Provide food assistance for assets to targeted smallholders, to develop, restore and rehabilitate productive community infrastructures and sustainable natural resource use through a participatory process	Food assistance for asset	Overall	80	≥100	≥100	93	100
--	--	---------------------------	---------	----	------	------	----	-----

Improved gender equality and women's empowerment among WFP-assisted population

Proportion of food assistance decision-making entity – committees, boards, teams, etc. – members who are women

Target group, Location, Modalities	Activity Number	Activity Tag	Category	Female/Male/ Overall	Baseline	End-CSP Target	2019 Target	2019 Follow-up value	2018 Follow-up value
Food insecure households; Mali; Cash, Food, Value Voucher	Act 01: 1- Provide unconditional cash or food transfers to populations affected by conflict-related displacement, natural disasters, or production shocks	General Distribution		Overall	30.44	=50	=50	32	25

Proportion of households where women, men, or both women and men make decisions on the use of food/cash/vouchers, disaggregated by transfer modality

Target group, Location, Modalities	Activity Number	Activity Tag	Category	Female/Male/ Overall	Baseline	End-CSP Target	2019 Target	2019 Follow-up value	2018 Follow-up value
Food insecure households; Mali; Cash, Food, Value Voucher	Act 01: 1- Provide unconditional cash or food transfers to populations affected by conflict-related displacement, natural disasters, or production shocks	General Distribution	Decisions made by women	Overall	47.21	=30	=30	28.60	54.50
			Decisions made by men	Overall	29.42	=30	=30	35.40	26.50
			Decisions jointly made by women and men	Overall	23.37	=40	=40	36	19

The project has initiatives to reduce risk of sexual and gender-based violence (yes/no)

Target group, Location, Modalities	Activity Number	Activity Tag	Category	Female/Male/ Overall	Baseline	End-CSP Target	2019 Target	2019 Follow-up value	2018 Follow-up value
Food insecure households; Mali; Cash, Food, Value Voucher	Act 01: 1- Provide unconditional cash or food transfers to populations affected by conflict-related displacement, natural disasters, or production shocks	General Distribution		Overall	100	=100	=100	100	100

Type of transfer (food, cash, voucher, no compensation) received by participants in WFP activities, disaggregated by sex and type of activity

Target group, Location, Modalities	Activity Number	Activity Tag	Category	Female/Male/ Overall	Baseline	End-CSP Target	2019 Target	2019 Follow-up value	2018 Follow-up value
------------------------------------	-----------------	--------------	----------	----------------------	----------	----------------	-------------	----------------------	----------------------

Food insecure households; Mali; Cash, Food, Value Voucher	Act 01: 1- Provide unconditional cash or food transfers to populations affected by conflict-related displacement, natural disasters, or production shocks	General Distribution	Female	50.20	=50	=50	52	57
			Male	49.80	=50	=50	48	43
			Overall	100	=100	=100	100	100

Affected populations are able to hold WFP and partners accountable for meeting their hunger needs in a manner that reflects their views and preferences

Proportion of assisted people informed about the programme (who is included, what people will receive, length of assistance)

Target group, Location, Modalities	Activity Number	Activity Tag	Female/Male/Overall	Baseline	End-CSP Target	2019 Target	2019 Follow-up value	2018 Follow-up value
Food insecure households; Mali; Cash, Food, Value Voucher	Act 01: 1- Provide unconditional cash or food transfers to populations affected by conflict-related displacement, natural disasters, or production shocks	General Distribution	Female	80	≥100	≥100	39.80	87
			Male	80	≥100	≥100	40.50	94
			Overall	80	≥100	≥100	40.30	89

Proportion of project activities for which beneficiary feedback is documented, analysed and integrated into programme improvements

Target group, Location, Modalities	Activity Number	Activity Tag	Female/Male/Overall	Baseline	End-CSP Target	2019 Target	2019 Follow-up value	2018 Follow-up value
Food insecure households; Mali; Capacity Strengthening, Cash, Food			Overall	100	=100	=100	93	100

World Food Programme

Contact info

Silvia Caruso

silvia.caruso@wfp.org

Cover page photo © © WFP/Virgo EdgardNgarbaroum

School girls eating at Kabara school

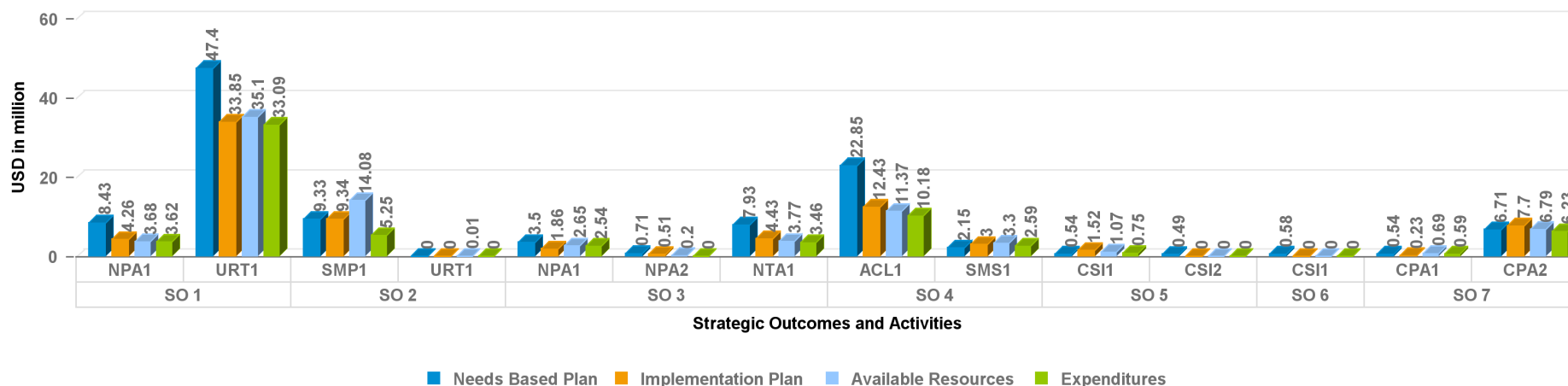
<https://www.wfp.org/countries/mali>

Annual Country Report

Mali Country Portfolio Budget 2019 (2018-2019)

Annual Financial Overview for the period 1 January to 31 December 2019 (Amount in USD)

Annual CPB Overview



Code	Strategic Outcome
SO 1	Crisis-affected populations are able to meet their basic food and nutrition requirements during and after crises
SO 2	Vulnerable people in food insecure and post-crisis areas are able to meet their basic food and nutrition requirements throughout the year
SO 3	Targeted populations (children 6-59 months and PLW) have reduced malnutrition in line with national targets
SO 4	Populations in targeted areas, including vulnerable smallholder farmers, have enhanced livelihoods and resilience to better support food security and nutrition needs all year-round.
SO 5	Government (at the local and national levels) and civil society have strengthened capacity to manage food security and nutrition policies and programmes by 2023
SO 6	Government efforts towards achieving Zero Hunger by 2030 are supported by effective and coherent policy frameworks
SO 7	Humanitarian partners have access to common services, (including transportation, logistics, emergency telecommunications and food security analysis) throughout the year
Code	Country Activity Long Description
ACL1	8- Provide food assistance for assets to targeted smallholders, to develop, restore and rehabilitate productive community infrastructures and sustainable natural resource use through a participatory process
CPA1	13- Provide technical expertise and services related to logistics, communications and information management, the food security cluster, and emergency preparedness and response, to humanitarian and development partners
CPA2	14- Provide transportation services to humanitarian and development partners through the Humanitarian Air Service
CSI1	10- Provide technical assistance and other support to the Government, to strengthen national capacity for food and nutritional security analysis, and for emergency preparedness and response
CSI1	12- Provide support to the Government Zero Hunger Review implementation and related analytical work, followed by dialogue with Government and other stakeholders relating to implications of the findings and recommendations for medium-term planning (CSP, national development plan, UNDAF) and improving coordination between different elements of food security response, including adaptive social protection
CSI2	11- Support government to strengthen coordination among actors in the nutrition sector through REACH mechanism
NPA1	2- Provide blanket supplementary feeding to children aged 6–23 months and pregnant and lactating women in conjunction with general cash/food distributions
NPA1	5- Provide nutritious complements to targeted children (age 6-23) and cash to PLW to prevent undernutrition outside of crisis/post crisis areas
NPA2	7- Provide fortified rice to targeted beneficiaries and support the production of fortified food commodities in collaboration with the local private sector
NTA1	6- Provide nutritious food to children and food assistance (food/CBT) to PLW for treatment of malnutrition – including support to caregivers

Annual Country Report

Mali Country Portfolio Budget 2019 (2018-2019)

Annual Financial Overview for the period 1 January to 31 December 2019 (Amount in USD)

SMP1	4- Provide school meals to school children in targeted areas
SMS1	9- Provide technical and financial support to smallholder farmers organization, aimed at encouraging market-oriented production, facilitating access to markets, enhancing value-added and reducing post-harvest losses, and developing linkages to the school meals programme
URT1	1- Provide unconditional cash or food transfers to populations affected by conflict-related displacement, natural disasters, or production shocks
URT1	3- Provide unconditional cash or food transfers to vulnerable populations affected by seasonal shocks

Annual Country Report

Mali Country Portfolio Budget 2019 (2018-2019)

Annual Financial Overview for the period 1 January to 31 December 2019 (Amount in USD)

Strategic Result	Strategic Outcome	Activity	Needs Based Plan	Implementation Plan	Available Resources	Expenditures
1	Crisis-affected populations are able to meet their basic food and nutrition requirements during and after crises	2- Provide blanket supplementary feeding to children aged 6–23 months and pregnant and lactating women in conjunction with general cash/food distributions	8,433,772	4,260,334	3,682,158	3,616,632
		1- Provide unconditional cash or food transfers to populations affected by conflict-related displacement, natural disasters, or production shocks	47,402,507	33,853,684	35,103,838	33,092,660
		Non Activity Specific	0	0	415,233	0
	Vulnerable people in food insecure and post-crisis areas are able to meet their basic food and nutrition requirements throughout the year	4- Provide school meals to school children in targeted areas	9,332,796	9,336,314	14,079,062	5,252,338
		3- Provide unconditional cash or food transfers to vulnerable populations affected by seasonal shocks	0	0	6,997	4,782
		Non Activity Specific	0	0	252	0
	Non SO Specific	Non Activity Specific	0	0	2	0

This computer generated report is certified by the Chief of Contribution Accounting and Donor Financial Reporting Branch (RMFC)

Annual Country Report

Mali Country Portfolio Budget 2019 (2018-2019)

Annual Financial Overview for the period 1 January to 31 December 2019 (Amount in USD)

Strategic Result	Strategic Outcome	Activity	Needs Based Plan	Implementation Plan	Available Resources	Expenditures
Subtotal Strategic Result 1. Everyone has access to food (SDG Target 2.1)			65,169,075	47,450,332	53,287,542	41,966,412
2	Targeted populations (children 6-59 months and PLW) have reduced malnutrition in line with national targets	5- Provide nutritious complements to targeted children (age 6-23) and cash to PLW to prevent undernutrition outside of crisis/post crisis areas	3,497,967	1,855,212	2,645,082	2,544,191
		7- Provide fortified rice to targeted beneficiaries and support the production of fortified food commodities in collaboration with the local private sector	706,116	511,214	203,214	2,369
		6- Provide nutritious food to children and food assistance (food/CBT) to PLW for treatment of malnutrition – including support to caregivers	7,928,632	4,431,347	3,770,050	3,457,929
		Non Activity Specific	0	0	324,638	0
Subtotal Strategic Result 2. No one suffers from malnutrition (SDG Target 2.2)			12,132,715	6,797,773	6,942,983	6,004,488

Annual Country Report

Mali Country Portfolio Budget 2019 (2018-2019)

Annual Financial Overview for the period 1 January to 31 December 2019 (Amount in USD)

Strategic Result	Strategic Outcome	Activity	Needs Based Plan	Implementation Plan	Available Resources	Expenditures
3	Populations in targeted areas, including vulnerable smallholder farmers, have enhanced livelihoods and resilience to better support food security and nutrition needs all year-round.	8- Provide food assistance for assets to targeted smallholders, to develop, restore and rehabilitate productive community infrastructures and sustainable natural resource use through a participatory process	22,851,096	12,429,399	11,369,558	10,181,700
		9- Provide technical and financial support to smallholder farmers organization, aimed at encouraging market-oriented production, facilitating access to markets, enhancing value-added and reducing post-harvest losses, and developing linkages to the school meals programme	2,152,515	2,996,841	3,301,758	2,585,073
		Non Activity Specific	0	0	22,842	0
Subtotal Strategic Result 3. Smallholders have improved food security and nutrition (SDG Target 2.3)			25,003,611	15,426,240	14,694,157	12,766,773

Annual Country Report

Mali Country Portfolio Budget 2019 (2018-2019)

Annual Financial Overview for the period 1 January to 31 December 2019 (Amount in USD)

Strategic Result	Strategic Outcome	Activity	Needs Based Plan	Implementation Plan	Available Resources	Expenditures
5	Government (at the local and national levels) and civil society have strengthened capacity to manage food security and nutrition policies and programmes by 2023	10- Provide technical assistance and other support to the Government, to strengthen national capacity for food and nutritional security analysis, and for emergency preparedness and response	537,193	1,519,627	1,073,738	745,498
		11- Support government to strengthen coordination among actors in the nutrition sector through REACH mechanism	490,404	0	3,000	724
		Non Activity Specific	0	0	182	0
Subtotal Strategic Result 5. Countries have strengthened capacity to implement the SDGs (SDG Target 17.9)			1,027,597	1,519,627	1,076,920	746,222

Annual Country Report

Mali Country Portfolio Budget 2019 (2018-2019)

Annual Financial Overview for the period 1 January to 31 December 2019 (Amount in USD)

Strategic Result	Strategic Outcome	Activity	Needs Based Plan	Implementation Plan	Available Resources	Expenditures
6	Government efforts towards achieving Zero Hunger by 2030 are supported by effective and coherent policy frameworks	12- Provide support to the Government Zero Hunger Review implementation and related analytical work, followed by dialogue with Government and other stakeholders relating to implications of the findings and recommendations for medium-term planning (CSP, national development plan, UNDAF) and improving coordination between different elements of food security response, including adaptive social protection	575,949	0	2,132	408
Subtotal Strategic Result 6. Policies to support sustainable development are coherent (SDG Target 17.14)			575,949	0	2,132	408
8	Humanitarian partners have access to common services, (including transportation, logistics, emergency telecommunications and food security analysis) throughout the year	13- Provide technical expertise and services related to logistics, communications and information management, the food security cluster, and emergency preparedness and response, to humanitarian and development partners	542,049	226,940	686,697	594,649
		14- Provide transportation services to humanitarian and development partners through the Humanitarian Air Service	6,709,721	7,696,025	6,788,094	6,230,019
Subtotal Strategic Result 8. Sharing of knowledge, expertise and technology strengthen global partnership support to country efforts to achieve the SDGs (SDG Target 17.16)			7,251,770	7,922,965	7,474,791	6,824,668

This computer generated report is certified by the Chief of Contribution Accounting and Donor Financial Reporting Branch (RMFC)

Annual Country Report

Mali Country Portfolio Budget 2019 (2018-2019)

Annual Financial Overview for the period 1 January to 31 December 2019 (Amount in USD)

Strategic Result	Strategic Outcome	Activity	Needs Based Plan	Implementation Plan	Available Resources	Expenditures
		Non Activity Specific	0	0	635,862	0
Subtotal Strategic Result			0	0	635,862	0
Total Direct Operational Cost			111,160,717	79,116,937	84,114,388	68,308,971
Direct Support Cost (DSC)			4,348,913	4,825,595	5,526,303	4,376,626
Total Direct Costs			115,509,630	83,942,532	89,640,691	72,685,597
Indirect Support Cost (ISC)			7,508,126	5,456,265	3,251,848	3,251,848
Grand Total			123,017,756	89,398,797	92,892,539	75,937,445



Brian Ah Poe
Chief
Contribution Accounting and Donor Financial Reporting Branch

Columns Definition

Needs Based Plan

Latest annual approved version of operational needs as of December of the reporting year. WFP's needs-based plans constitute an appeal for resources to implement operations which are designed based on needs assessments undertaken in collaboration with government counterparts and partners

Implementation Plan

Implementation Plan as of January of the reporting period which represents original operational prioritized needs taking into account funding forecasts of available resources and operational challenges

Available Resources

Unspent Balance of Resources carried forward, Allocated contribution in the current year, Advances and Other resources in the current year. It excludes contributions that are stipulated by donor for use in future years

Expenditures

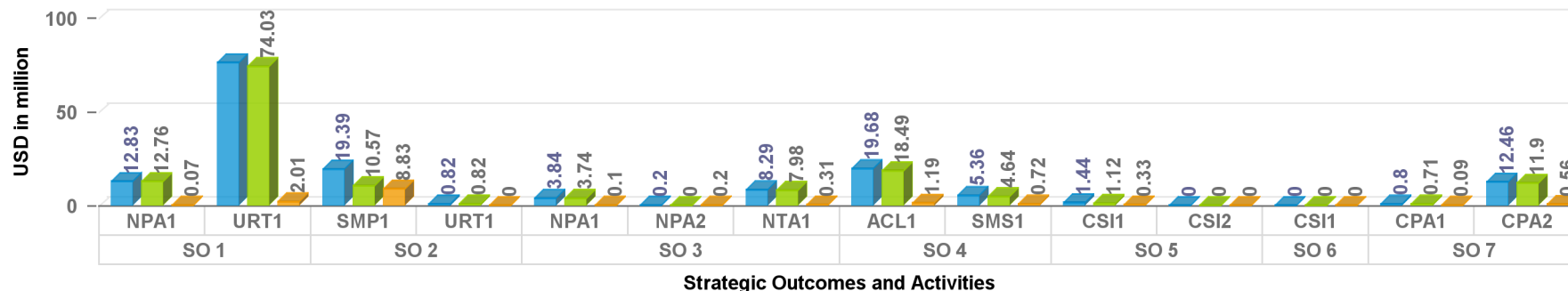
Monetary value of goods and services received and recorded within the reporting year

Annual Country Report

Mali Country Portfolio Budget 2019 (2018-2019)

Cumulative Financial Overview as at 31 December 2019 (Amount in USD)

Cumulative CPB Overview



■ Allocated Resources ■ Expenditures ■ Balance of Resources

Code	Strategic Outcome
SO 1	Crisis-affected populations are able to meet their basic food and nutrition requirements during and after crises
SO 2	Vulnerable people in food insecure and post-crisis areas are able to meet their basic food and nutrition requirements throughout the year
SO 3	Targeted populations (children 6-59 months and PLW) have reduced malnutrition in line with national targets
SO 4	Populations in targeted areas, including vulnerable smallholder farmers, have enhanced livelihoods and resilience to better support food security and nutrition needs all year-round.
SO 5	Government (at the local and national levels) and civil society have strengthened capacity to manage food security and nutrition policies and programmes by 2023
SO 6	Government efforts towards achieving Zero Hunger by 2030 are supported by effective and coherent policy frameworks
SO 7	Humanitarian partners have access to common services, (including transportation, logistics, emergency telecommunications and food security analysis) throughout the year

Code	Country Activity - Long Description
ACL1	8- Provide food assistance for assets to targeted smallholders, to develop, restore and rehabilitate productive community infrastructures and sustainable natural resource use through a participatory process
CPA1	13- Provide technical expertise and services related to logistics, communications and information management, the food security cluster, and emergency preparedness and response, to humanitarian and development partners
CPA2	14- Provide transportation services to humanitarian and development partners through the Humanitarian Air Service
CSI1	10- Provide technical assistance and other support to the Government, to strengthen national capacity for food and nutritional security analysis, and for emergency preparedness and response
CSI1	12- Provide support to the Government Zero Hunger Review implementation and related analytical work, followed by dialogue with Government and other stakeholders relating to implications of the findings and recommendations for medium-term planning (CSP, national development plan, UNDAF) and improving coordination between different elements of food security response, including adaptive social protection
CSI2	11- Support government to strengthen coordination among actors in the nutrition sector through REACH mechanism
NPA1	2- Provide blanket supplementary feeding to children aged 6–23 months and pregnant and lactating women in conjunction with general cash/food distributions
NPA1	5- Provide nutritious complements to targeted children (age 6-23) and cash to PLW to prevent undernutrition outside of crisis/post crisis areas
NPA2	7- Provide fortified rice to targeted beneficiaries and support the production of fortified food commodities in collaboration with the local private sector
NTA1	6- Provide nutritious food to children and food assistance (food/CBT) to PLW for treatment of malnutrition – including support to caregivers

Annual Country Report

Mali Country Portfolio Budget 2019 (2018-2019)

Cumulative Financial Overview as at 31 December 2019 (Amount in USD)

Code	Country Activity - Long Description
SMP1	4- Provide school meals to school children in targeted areas
SMS1	9- Provide technical and financial support to smallholder farmers organization, aimed at encouraging market-oriented production, facilitating access to markets, enhancing value-added and reducing post-harvest losses, and developing linkages to the school meals programme
URT1	1- Provide unconditional cash or food transfers to populations affected by conflict-related displacement, natural disasters, or production shocks
URT1	3- Provide unconditional cash or food transfers to vulnerable populations affected by seasonal shocks

Annual Country Report

Mali Country Portfolio Budget 2019 (2018-2019)

Cumulative Financial Overview as at 31 December 2019 (Amount in USD)

Strategic Result	Strategic Outcome	Activity	Needs Based Plan	Allocated Contributions	Advance and Allocation	Allocated Resources	Expenditures	Balance of Resources
1	Crisis-affected populations are able to meet their basic food and nutrition requirements during and after crises	2- Provide blanket supplementary feeding to children aged 6–23 months and pregnant and lactating women in conjunction with general cash/food distributions	18,298,264	12,827,469	0	12,827,469	12,761,943	65,526
		1- Provide unconditional cash or food transfers to populations affected by conflict-related displacement, natural disasters, or production shocks	105,577,123	76,039,330	0	76,039,330	74,028,152	2,011,178
		Non Activity Specific	0	415,233	0	415,233	0	415,233
	Vulnerable people in food insecure and post-crisis areas are able to meet their basic food and nutrition requirements throughout the year	4- Provide school meals to school children in targeted areas	16,473,291	19,392,851	0	19,392,851	10,566,126	8,826,725
		3- Provide unconditional cash or food transfers to vulnerable populations affected by seasonal shocks	7,040,162	817,241	0	817,241	815,027	2,214

This computer generated report is certified by the Chief of Contribution Accounting and Donor Financial Reporting Branch (RMFC)

10/02/2020 16:38:12

Annual Country Report

Mali Country Portfolio Budget 2019 (2018-2019)

Cumulative Financial Overview as at 31 December 2019 (Amount in USD)

Strategic Result	Strategic Outcome	Activity	Needs Based Plan	Allocated Contributions	Advance and Allocation	Allocated Resources	Expenditures	Balance of Resources
1	Vulnerable people in food insecure and post-crisis areas are able to meet their basic food and nutrition requirements throughout the year	Non Activity Specific	0	252	0	252	0	252
	Non SO Specific	Non Activity Specific	0	2	0	2	0	2
Subtotal Strategic Result 1. Everyone has access to food (SDG Target 2.1)			147,388,840	109,492,377	0	109,492,377	98,171,247	11,321,130

Annual Country Report

Mali Country Portfolio Budget 2019 (2018-2019)

Cumulative Financial Overview as at 31 December 2019 (Amount in USD)

Strategic Result	Strategic Outcome	Activity	Needs Based Plan	Allocated Contributions	Advance and Allocation	Allocated Resources	Expenditures	Balance of Resources
2	Targeted populations (children 6-59 months and PLW) have reduced malnutrition in line with national targets	5- Provide nutritious complements to targeted children (age 6-23) and cash to PLW to prevent undernutrition outside of crisis/post crisis areas	8,635,544	3,837,114	0	3,837,114	3,736,223	100,891
		7- Provide fortified rice to targeted beneficiaries and support the production of fortified food commodities in collaboration with the local private sector	1,634,556	203,214	0	203,214	2,369	200,845
		6- Provide nutritious food to children and food assistance (food/CBT) to PLW for treatment of malnutrition – including support to caregivers	15,134,642	8,289,854	0	8,289,854	7,977,733	312,121
		Non Activity Specific	0	324,638	0	324,638	0	324,638
Subtotal Strategic Result 2. No one suffers from malnutrition (SDG Target 2.2)			25,404,741	12,654,819	0	12,654,819	11,716,325	938,495

Annual Country Report

Mali Country Portfolio Budget 2019 (2018-2019)

Cumulative Financial Overview as at 31 December 2019 (Amount in USD)

Strategic Result	Strategic Outcome	Activity	Needs Based Plan	Allocated Contributions	Advance and Allocation	Allocated Resources	Expenditures	Balance of Resources
3	Populations in targeted areas, including vulnerable smallholder farmers, have enhanced livelihoods and resilience to better support food security and nutrition needs all year-round.	8- Provide food assistance for assets to targeted smallholders, to develop, restore and rehabilitate productive community infrastructures and sustainable natural resource use through a participatory process	38,158,397	19,677,069	0	19,677,069	18,489,211	1,187,858
		9- Provide technical and financial support to smallholder farmers organization, aimed at encouraging market-oriented production, facilitating access to markets, enhancing value-added and reducing post-harvest losses, and developing linkages to the school meals programme	3,223,564	5,357,940	0	5,357,940	4,641,255	716,685
		Non Activity Specific	0	22,842	0	22,842	0	22,842
Subtotal Strategic Result 3. Smallholders have improved food security and nutrition (SDG Target 2.3)			41,381,961	25,057,851	0	25,057,851	23,130,466	1,927,385

Annual Country Report

Mali Country Portfolio Budget 2019 (2018-2019)

Cumulative Financial Overview as at 31 December 2019 (Amount in USD)

Strategic Result	Strategic Outcome	Activity	Needs Based Plan	Allocated Contributions	Advance and Allocation	Allocated Resources	Expenditures	Balance of Resources
5	Government (at the local and national levels) and civil society have strengthened capacity to manage food security and nutrition policies and programmes by 2023	10- Provide technical assistance and other support to the Government, to strengthen national capacity for food and nutritional security analysis, and for emergency preparedness and response	1,488,334	1,443,867	0	1,443,867	1,115,627	328,240
		11- Support government to strengthen coordination among actors in the nutrition sector through REACH mechanism	1,504,010	3,000	0	3,000	724	2,276
		Non Activity Specific	0	182	0	182	0	182
Subtotal Strategic Result 5. Countries have strengthened capacity to implement the SDGs (SDG Target 17.9)			2,992,344	1,447,049	0	1,447,049	1,116,351	330,698

Annual Country Report

Mali Country Portfolio Budget 2019 (2018-2019)

Cumulative Financial Overview as at 31 December 2019 (Amount in USD)

Strategic Result	Strategic Outcome	Activity	Needs Based Plan	Allocated Contributions	Advance and Allocation	Allocated Resources	Expenditures	Balance of Resources
6	Government efforts towards achieving Zero Hunger by 2030 are supported by effective and coherent policy frameworks	12- Provide support to the Government Zero Hunger Review implementation and related analytical work, followed by dialogue with Government and other stakeholders relating to implications of the findings and recommendations for medium-term planning (CSP, national development plan, UNDAF) and improving coordination between different elements of food security response, including adaptive social protection	2,331,111	2,132	0	2,132	408	1,724
Subtotal Strategic Result 6. Policies to support sustainable development are coherent (SDG Target 17.14)			2,331,111	2,132	0	2,132	408	1,724

Annual Country Report

Mali Country Portfolio Budget 2019 (2018-2019)

Cumulative Financial Overview as at 31 December 2019 (Amount in USD)

Strategic Result	Strategic Outcome	Activity	Needs Based Plan	Allocated Contributions	Advance and Allocation	Allocated Resources	Expenditures	Balance of Resources
8	Humanitarian partners have access to common services, (including transportation, logistics, emergency telecommunications and food security analysis) throughout the year	13- Provide technical expertise and services related to logistics, communications and information management, the food security cluster, and emergency preparedness and response, to humanitarian and development partners	2,266,544	800,616	0	800,616	708,568	92,048
		14- Provide transportation services to humanitarian and development partners through the Humanitarian Air Service	13,558,262	12,459,557	0	12,459,557	11,901,482	558,075
Subtotal Strategic Result 8. Sharing of knowledge, expertise and technology strengthen global partnership support to country efforts to achieve the SDGs (SDG Target 17.16)			15,824,806	13,260,173	0	13,260,173	12,610,050	650,124
		Non Activity Specific	0	635,862	0	635,862	0	635,862
Subtotal Strategic Result			0	635,862	0	635,862	0	635,862
Total Direct Operational Cost			235,323,803	162,550,264	0	162,550,264	146,744,847	15,805,417
Direct Support Cost (DSC)			9,222,764	9,214,399	0	9,214,399	8,064,722	1,149,677
Total Direct Costs			244,546,568	171,764,663	0	171,764,663	154,809,569	16,955,094
Indirect Support Cost (ISC)			15,895,527	10,485,163		10,485,163	10,485,163	0
Grand Total			260,442,094	182,249,826	0	182,249,826	165,294,732	16,955,094

This donor financial report is interim



Brian Ah Poe
Chief

Contribution Accounting and Donor Financial Reporting Branch

10/02/2020 16:38:12

Columns Definition

Needs Based Plan

Latest approved version of operational needs. WFP's needs-based plans constitute an appeal for resources to implement operations which are designed based on needs assessments undertaken in collaboration with government counterparts and partners

Allocated Contributions

Allocated contributions include confirmed contributions with exchange rate variations, multilateral contributions, miscellaneous income, resource transferred, cost recovery and other financial adjustments (e.g. refinancing). It excludes internal advance and allocation and contributions that are stipulated by donor for use in future years.

Advance and allocation

Internal advanced/allocated resources but not repaid. This includes different types of internal advance (Internal Project Lending or Macro-advance Financing) and allocation (Immediate Response Account)

Allocated Resources

Sum of Allocated Contributions, Advance and Allocation

Expenditures

Cumulative monetary value of goods and services received and recorded within the reporting period

Balance of Resources

Allocated Resources minus Expenditures