

SAVING  
LIVES

CHANGING  
LIVES



# Mauritania

## Annual Country Report 2019

Country Strategic Plan  
2019 - 2022



World Food  
Programme

# Table of contents

<b>Summary</b>	<b>3</b>
<b>Context and Operations</b>	<b>6</b>
<b>CSP financial overview</b>	<b>8</b>
<b>Programme Performance</b>	<b>9</b>
Strategic outcome 01	9
Strategic outcome 02	10
Strategic outcome 03	12
Strategic outcome 04	13
Strategic outcome 05	14
Strategic outcome 06	16
<b>Cross-cutting Results</b>	<b>18</b>
Progress towards gender equality	18
Protection	18
Accountability to affected populations	19
Environment	19
<b>WFP's integrated package</b>	<b>21</b>
<b>Data Notes</b>	<b>21</b>
<b>Figures and Indicators</b>	<b>24</b>
WFP contribution to SDGs	24
Beneficiaries by Age Group	25
Beneficiaries by Residence Status	25
Annual Food Transfer	25
Annual Cash Based Transfer and Commodity Voucher	26
Strategic Outcome and Output Results	28
Cross-cutting Indicators	49

# Summary

In 2019, WFP in Mauritania launched its five-year Country Strategic Plan (CSP 2019-2023), following the end of its Transitional Interim Country Strategic Plan on December 2018. Contributing to Sustainable Development Goals (SDGs) 2 (zero hunger) and 17 (partnerships), WFP continued to strengthen national capacities through the CSP to tackle the underlying causes of vulnerability to food insecurity and malnutrition, helping save lives, protect livelihoods, enhance access to education, and build the resilience of food-insecure and at-risk Mauritanian households. To address the root causes of Mauritania's structural vulnerabilities, WFP continued to promote and implement a longer-term resilience approach, combining various protective and productive interventions.

Through six mutually-reinforcing strategic outcomes, WFP was able to reach 92 percent of planned vulnerable and food insecure people, distributing more than half of the planned commodities and 86 percent of the planned cash-based transfers. WFP maintained its strong emergency response capacity, providing a lifeline to 97,000 shock-affected populations, through unconditional resource transfers and malnutrition prevention activities during the 2019 lean season. Malnutrition treatment was also provided to more than 16,000 malnourished children. WFP continued to assist 55,000 Malian refugees living in Mbera camp since 2012 with vulnerability-based food and nutrition assistance, while laying the foundation for a livelihood strategy. This approach was in line with the recommendations from the United Nations integrated strategy for Bassikounou, to facilitate a gradual shift away from care and maintenance to self-reliance and resilience for Malian refugees and local populations.

Asset creation and livelihood support was scaled up to reach around 41,000 people (40 percent more than the previous year) and helped to create sustainable assets for resilient livelihoods. To the same beneficiaries targeted, food assistance was provided through in-kind and cash-based transfers to cover their immediate food needs. This approach was part of an integrated resilience package. Recognizing Mauritania's structural vulnerabilities to food security and malnutrition as well as shock-related challenges, WFP continued to provide emergency assistance to the same communities in the same geographical areas to protect early gains from asset-creation activities. Through the school feeding programme, WFP was able to provide a morning porridge and hot lunch to more than 50,000 primary school-children, improving their access to adequate and nutritious food, while improving school enrolment rates and strengthening the capacity of national education institutions.

In parallel, WFP contributed to Sustainable Development Goal 17 at the national level. WFP maintained strong partnerships with Government entities to strengthen institutional capacities, while intensifying capacity strengthening efforts in setting up an adaptive social protection system, with a focus on the establishment of a national preparedness and response planning scheme for food security and nutrition, and in supporting the national early warning system. The United Nations Humanitarian Air Service continued to provide flight services to facilitate the humanitarian and development community's access to intervention areas in a country where distances are considerable and road infrastructures poor. Gender, nutrition-sensitive programming, protection, and accountability to affected populations remained cross-cutting priorities in all activities implemented, with interventions integrating considerations for gender equality and the empowerment of women.

# 243,916

Total Beneficiaries in 2019

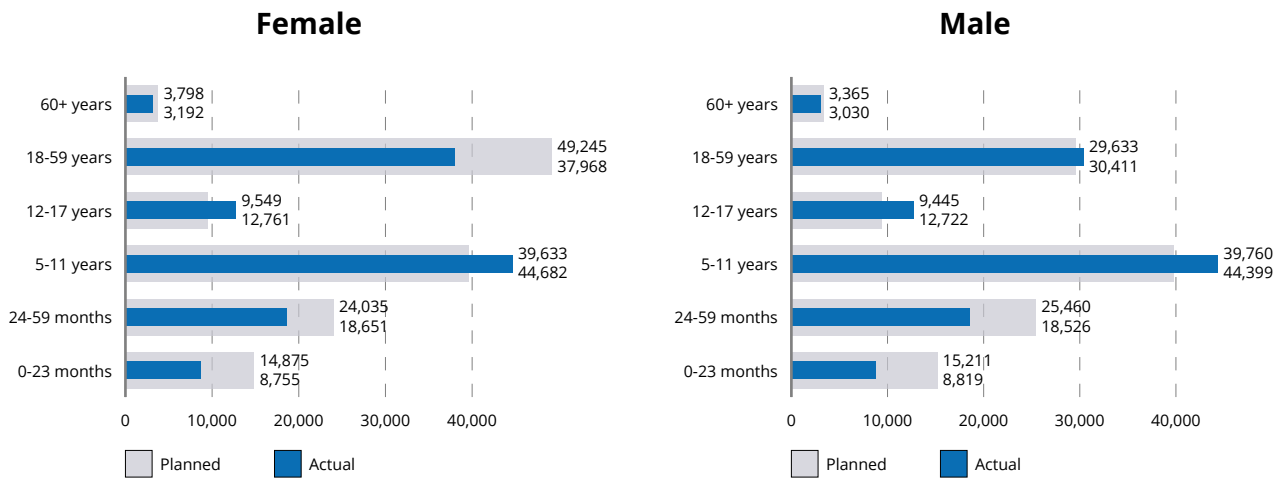


52% female

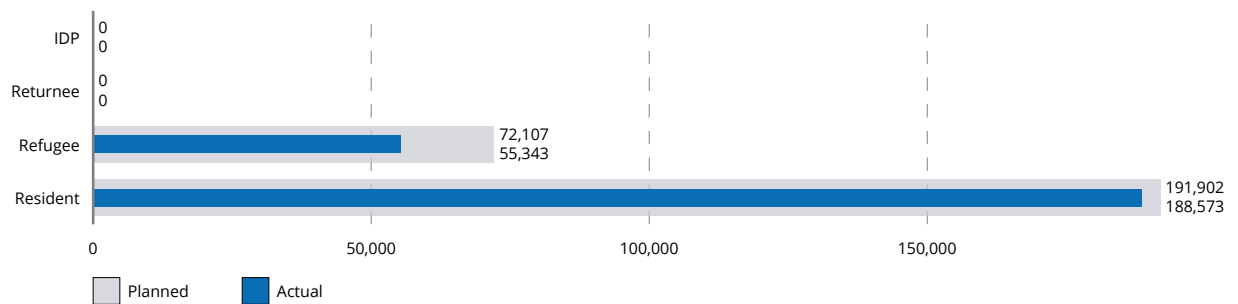


48% male

## Beneficiaries by Sex and Age Group



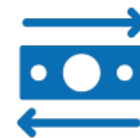
## Beneficiaries by Residence Status



## Total Food and CBT

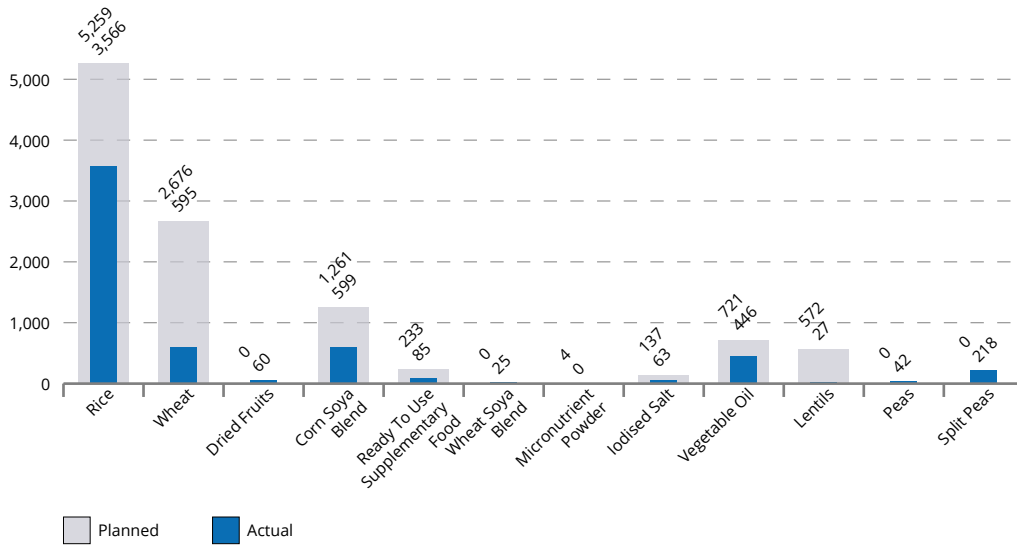


**5,723 mt**  
total actual food transferred in 2019  
of 10,862 mt total planned

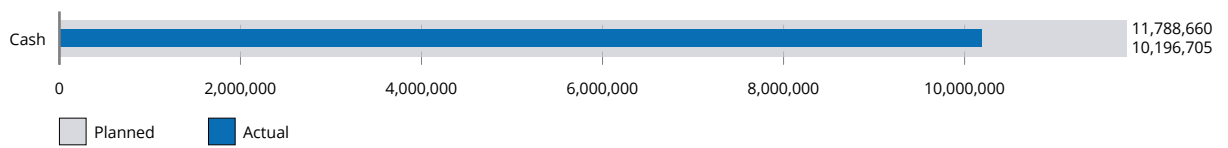


**US\$ 10,196,705**  
total actual cash transferred in 2019  
of \$US 11,788,660 total planned

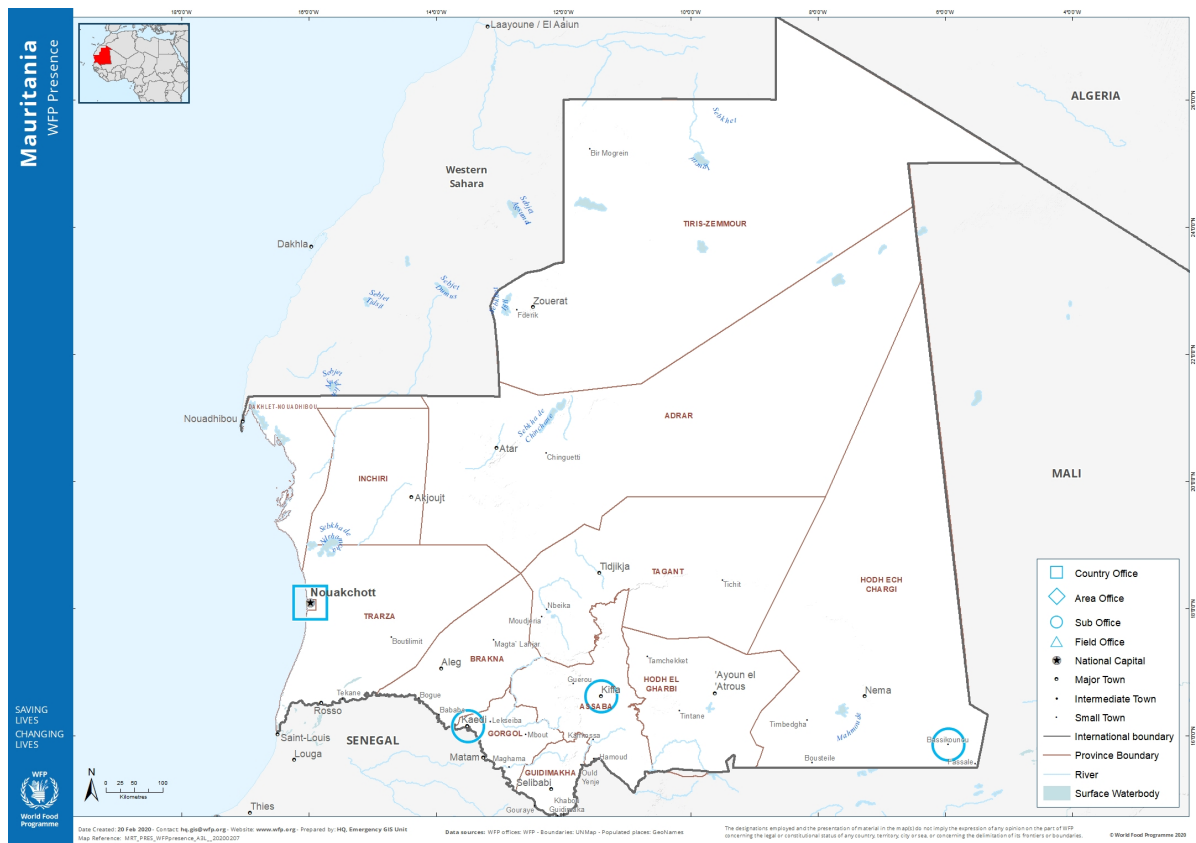
### Annual Food Transfer



### Annual Cash Based Transfer and Commodity Voucher



# Context and Operations



With approximately 4.4 million inhabitants [1], Mauritania is a large, sparsely populated, arid and resource-rich country with a per capita Gross National Income of USD 1,120 [2]. Geographically and culturally, it straddles over the North and Sub-Saharan Africa and only half a percent of Mauritania's land of 1.1 million km<sup>2</sup> is arable [3]. Livestock rearing and agropastoral livelihoods dominate rural life, with productive irrigated agriculture closely concentrated along the Senegal River. During the period between 2008 and 2016, the natural resource-rich country experienced accelerated poverty reduction as a result of booming prices for its natural resource exports: iron ore, gold, crude oil, and natural gas. During the same period, the national poverty rate dropped from 44.5 to 33 percent and extreme poverty halved, with the rate declining from 10.8 to 5.6 percent [4]. Progress has also been made with respect to inequality, vulnerability and non-monetary measures of well-being. Income inequality, according to the Gini Index, declined from 40.2 in 2004 to 30.3 in 2018 [5].

However, challenges and gaps persist. In 2019, the country ranked 161th among 189 countries on the 2018 Human Development Index [6]. Moreover, in a food deficit country which imports 70 percent of its cereal requirements [7], the population suffers from widespread poverty and chronic food insecurity, exacerbated by climate-related shocks and land degradation. The above factors reinforce one another and trigger second-round effects. Environmental deterioration and recurring climate shocks hinder access to livelihoods and adequate food, and deplete community and household resilience, as affected populations adopt negative coping strategies, such as the sale of assets, eating less and withdrawing children from school. They also have long-term repercussions on assets, productive capacity and human capital. As one of the driest Sahelian countries, Mauritania has been most affected by successive droughts over the past 30 years.

These challenges are also exacerbated by the volatile security situation in the Sahel, resulting in large population displacements in Mauritania, that continues to host one of the largest numbers of Malian refugees, with some 56,000 refugees registered in December 2019 [8]. The number of food-insecure people during the last quarter of 2019 was estimated at over 299,000 people, which represented a 32 percent increase from the same period last year, and the figure is projected to further increase to 609,180 in the coming 2020 lean season [9]. Moreover, the prevalence of chronic malnutrition (among children aged 0-59 months) and global acute malnutrition (among children aged 6-59 months) remained high, at 19.6 percent and 11.2 percent respectively [10].

The Government's commitments towards strengthening its social protection system to ensure food security, nutrition, gender balance and equal access to education, are embedded in the medium-term strategy for the next three years called the national strategy for accelerated growth and shared prosperity (SCAPP 2016–2030). Additionally, in February 2018, the Government of Mauritania and the United Nations (UN) partners have renewed their commitment to strengthen coherence and humanitarian-development integration with stronger strategic partnerships, while encouraging a geographical convergence approach to maximize the benefits of short and long-term interventions, through the partnership framework for sustainable development (CPDD 2018-2022). WFP collaborates closely with the



Government, providing key technical support to the National Commission for Food Security and the Ministries of Environment and Sustainable Development, Rural Development, Health, and Education to deliver their programmes.

As such, WFP's Country Strategic Plan (CSP 2019–2022) in Mauritania supports the Government's priorities in improving food security, reducing malnutrition and enhancing education achievements. It also supports national priorities towards minimizing gender inequalities, strengthening institutional capacity, and helping communities adapt to climate change and reducing exposure to natural shocks. Two strategic outcomes fall under crisis response focus areas, in line with the key objective of providing relief assistance to conflict-affected populations. The other four fall under the resilience-building focus area to enhance targeted communities' livelihoods and ability to face shocks.

In contributions towards Sustainable Development Goal (SDG) 2, **strategic outcome 1** focuses on meeting the basic food and nutrition requirements of protracted Malian refugees through unconditional cash and food transfers, while **strategic outcomes 2 and 3** aim respectively at providing adequate and nutritious food and improving the nutritional status of targeted vulnerable Mauritanian populations all year round, including school-age children, children aged and pregnant and lactating women and girls. Under **strategic outcome 4**, WFP and partners strengthen capacities and productive assets of food-insecure populations and communities exposed to climate shocks, to enhance their livelihoods and food systems. Working towards SDG 17, **strategic outcome 5** focus on strengthening the capacity of national institutions to manage food security, nutrition and social protection policies and programmes, while through **strategic outcome 6**, WFP facilitates humanitarian and development partners' access to the UN Humanitarian Air Services to reach and operate in hard-to-reach areas.

# CSP financial overview

Under the four-year Country Strategic Plan (CSP 2019-2022), WFP had a coverage of 94 percent of the needs-based requirements, which is an improvement compared to 2017 and 2018, when annual requirements were funded at 56 and 63 percent respectively. Nonetheless, the funding level in 2019 is overstated as the available resources in 2019 also included multi-year contributions, meant to cover operations for the upcoming years as well and not just for 2019. Multilateral funding, which made up 3 percent of the contributions, and the use of internal funding mechanisms provided WFP flexibility to respond to the evolving needs. The timely support received from WFP's Immediate Response Account was key to avoid a further deterioration of the food security and nutritional situation of local communities in Kankossa and Kaedi during the peak of the lean season for example. Meanwhile, contributions received were mostly earmarked for specific strategic outcomes and activities and, to some extent, geographical areas, making it difficult for WFP to allocate sufficient funding to certain activities and provide an adequate response. Some activities, such as nutrition interventions to vulnerable populations, including pregnant and lactating women and girls, were critically underfunded.

WFP received generous contributions from various donors, which enabled the country office to provide an integrated package of assistance to Malian refugees and scaling up resilience-building interventions for the local population. Germany, the European Commission, USA, DFID and the Adaptation Fund Board and secretariat were among WFP Mauritania's top five donors. Building upon the promising experience in Niger since 2013 and more recently in neighboring countries, WFP has been scaling-up resilience interventions in the Sahel through multi-year support from BMZ, implementing for the first time an integrated community package at scale across the five countries, including Mauritania. This constituted a paradigm shift, improving the approach used to provide food assistance, and enhancing WFP's ability to tackle the underlying causes of vulnerability.

Challenges surrounding the timeliness of contributions persisted, as well as long lead times for the procurement process and delivery of food into Mauritania. Most of the contributions received in 2019 were confirmed in the second quarter of the year, and the procurement and transport lead time took up to four months in some cases. These resulted in WFP delivering 53 percent of the planned food commodities (5,723 mt) with a year-end balance of USD 4.9 million across all strategic outcomes. To further mitigate delays, WFP took measures to optimize the upstream supply chain, including through carrying out a market assessment to identify suitable options for the local procurement of food commodities, ease the pressure on the Las Palmas Global Commodity Management Facility (GCMF) and serve as the fastest option to deliver food to beneficiaries. In 2020, WFP has plans to carry out an analysis of the markets' absorption capacity to scale up the cash-based transfers (CBTs) modality in other areas of the country.

Moreover, funding and supply chain constraints meant that humanitarian and resilience-building programmes could not be implemented at planned scale. WFP made use of advance financing mechanisms to compensate for long procurement lead times, ensuring the continuity of operations. The overall available funding allowed WFP to achieve 40 percent of its outcome indicator targets and 30 percent of its output indicator targets. In 2020, WFP will continue to strengthen communication and advocacy efforts, raise awareness on resourcing requirements and demonstrate the impact of WFP's operations.



# Programme Performance

## Strategic outcome 01

Crisis-affected people in targeted areas, including refugees, are able to meet basic food and nutrition needs during and in the aftermath of crises

Needs-based plan	Implementation plan	Available resources	Expenditures
\$11,886,742	\$9,933,858	\$11,303,341	\$10,478,619

With a level of funding covering 95 percent of the needs-based funding requirements, strategic outcome 1 recorded good results at the output level. Meanwhile, at the outcome level, targets were not fully met mainly due to pipeline breaks; therefore, mitigation measures like reduced rations had to be adopted. Under this strategic outcome, WFP aimed at enabling crisis-affected populations to meet their basic food and nutrition needs, and protect livelihoods including self-reliance, in line with the United Nations integrated strategy for strengthening livelihoods in the department of Bassikounou. All year-round, WFP provided relief food assistance to an estimated 55,000 refugees living in Mbera camp (55 percent women and 45 percent men) out of 54,000 planned, through a hybrid monthly food ration (composed of rice, oil, and salt) and a cash component to cover most urgent daily needs.

Close to 1,900 pregnant and lactating women (PLW) and 5,800 children also received specialized nutritious foods (SNFs) for the prevention and treatment of moderate acute malnutrition (MAM). This represented 92 percent and 64 percent of planned PLW and children respectively. For the prevention activities, children aged 6-23 months were targeted, while treatment activities targeted children aged 6-59 months. Identification of MAM cases, as well as mass screening for malnutrition using the mid-upper arm circumference (MUAC) metric, were done at health facilities' reception centers. In parallel, WFP provided daily nutritious meals (a morning porridge) to 89 percent of planned refugee school-children, or 4,447 students (51 percent girls and 49 percent boys), to contribute to improving their school attendance and their nutritional intake during the 2018-2019 academic year.

Since 2018, assistance to refugees is embedded in the United Nations's sustainable development partnership framework (CPDD 2018-2022) in Mauritania, which highlights the investment in resilience and peaceful coexistence between refugees and host communities living around Mbera camp as a key priority for the next years. The integrated strategy, approved in April 2018, is based on several complementary analyses that began in 2017 by WFP, the United Nations High Commissioner for Refugees (UNHCR) and humanitarian partners to provide a single and consolidated approach starting 2019. The refugee vulnerability profiling exercise and the targeting methodology were finalized and presented to financial, technical and government partners at the beginning of February 2019, encountering wide consent of all parties.

The approach was based on the Consolidated Approach for Reporting Indicators of Food Security (CARI), a method used by WFP and other partners to analyze and report the level of food insecurity within a population. The exercise identified three food security vulnerability groups, namely the severely food insecure, moderately food insecure and food secure, which were further subdivided into six groups after the application of a protection lens. Hence, six vulnerability categories, from the most disadvantaged group (group 1) to the most autonomous one (group 6), were defined, with assistance packages tailored to the specific needs of each. Standard targeting procedures were also produced, establishing clear responsibilities and processes for handling complaints to reduce bias and mitigate targeting errors [1].

The first steps of the roll-out of targeted food assistance to refugees occurred in 2019 gradually, starting with the most autonomous group. The withdrawal of 177 food secure households from group 6 took place in April; in July, an additional 472 households from group 5 were transitioned out of WFP's unconditional resource transfer activities; in October, 1,973 households belonging to group 4 started received only the cash portion of the mixed (in-kind/food) ration. The full withdrawal of group 4 is planned to occur in 2020, meaning the remaining cash-assistance will be discontinued. Pending the successful uptake of livelihood support interventions and improving food security conditions in the camp, groups 3 and 2 are expected to be transitioned out of in-kind assistance. The exact sizes of food insecure groups 3, 2 and 1 will be determined over the course of 2020. Despite the complexity and sensitivity of the issue, no major obstacles were encountered during the roll-out of the targeted assistance. The deactivation of each group was preceded by a full-fledged communication campaign to sensitize refugees on the new approach. WFP continued to closely monitor the food security and nutrition status of those withdrawn from the distribution lists.

Nutrition support and school feeding activities were maintained for all six groups regardless of their vulnerability level. Moreover, as part of the integrated livelihood strategy in Bassikounou, WFP and partners are promoting common win-win solutions, contributing to enhancing social cohesion and reducing the pressure on natural resources near the camp. UNHCR and WFP continued to work on identifying resilience-building livelihood activities benefiting both refugee and host populations. The phased scale-up of the food assistance for assets (FFA) programme was conditioned to the identification of meaningful assets and training opportunities in and around the camp, to yield equitable benefits to both the refugees and the host community's women and men. In this regard, WFP organized two community-based

participatory planning (CBPP) exercises in November, involving 13 villages in the Hodh El Charghi region. Together with all UN agencies and NGOs, complementary resilience-building activities to be implemented around the refugee camp starting 2020 were identified.

The adequate delivery of assistance and improvements in the food security and nutrition situation were regularly hampered by delays in the arrival of food commodities. Accordingly, WFP had to revise its assistance and adjust rations based on the availability of resources. This impacted negatively the outcomes of the assistance to refugees, with food consumption indicators deteriorating in 2019 compared to 2018. The proportion of refugees with acceptable food consumption score decreased by 11 percent, and the percentage of households with borderline and poor food consumption score overall increased, by 6 and 5 percents respectively. This negative trend highlighted the need to ensure adequate and continuous assistance to prevent a deterioration in the food security of refugee households. Refugees' engagement in consumption-based coping mechanisms, such as eating less favorite foods and/or borrowing food, and livelihood-based coping mechanisms all increased as well. The latter was an indication that refugees had to sell their productive assets or means of transport (for those that still have them), or reduce essential non-food expenditures such as education, health, including medicines. The last survey highlighted that many of WFP's beneficiary households were in a chronic debt cycle, often using some of the assistance received to pay off debts in addition to other non-food expenses, such as the purchase of clothes and shoes, expenses related to family or religious ceremonies. Households, especially those that are inactive, had continued to use negative coping strategies to meet their food needs, particularly with the emigration of a large part of the family.

Thanks to food stocks migrated from 2018 and new contributions received in 2019, WFP was able to carry out nutrition activities in a continuous and adequate manner. Malnutrition prevention activities were implemented for six months, and malnutrition treatment activities all year round. Average performance indicators recorded an annual nutritional recovery rate close to 100 percent, highlighting most of the beneficiaries assisted recovered from acute malnutrition, while default rates (beneficiaries not returning to the programme) and non-response rates (beneficiaries not recovering from acute malnutrition) were close to zero and showed improvements compared to 2018. However, it should be noted that from July to September 2019, nutrition activities for PLW could not be carried out due to worldwide supply chain challenges beyond WFP's control. School feeding activities provided in targeted refugee communities contributed to improving school enrolment and attendance rates and gender ratio, while maintaining school retention at 100 percent.

WFP Gender and Age Marker	
CSP Activity	GAM Monitoring Code
Provide an integrated assistance package to refugees, including food assistance (conditional and/or unconditional), school meals, and specialized nutritious food to children and pregnant and lactating women and girls for malnutrition prevention and treatment	4

## Strategic outcome 02

Food-insecure populations in targeted regions, including school-age children, have access to adequate and nutritious food all year

Needs-based plan	Implementation plan	Available resources	Expenditures
\$8,980,488	\$5,789,381	\$6,478,896	\$5,324,281

Through available resources (72 percent of the requirements) under strategic outcome 2, WFP carried out two activities. The first one aimed to provide seasonal assistance to food-insecure Mauritanian populations, integrating malnutrition prevention interventions with complementary specialized nutritious food. The latter was intended for children aged 6–23 months and pregnant and lactating women and girls (PLW/Gs). The second activity consisted of providing school meals to vulnerable Mauritanian children during the school year.

**Lean season assistance:** according to the March 2019 food security analysis (*Cadre Harmonisé*) projections, approved by the *Observatoire de la Sécurité Alimentaire*, close to 560,000 people in Mauritania were expected to be food insecure and in need of assistance during the 2019 lean season. Nutrition assessments indicated that in 23 districts of the country, malnutrition rates exceeded emergency thresholds. In February 2019, the food security and nutrition sectors elaborated an integrated response plan [1], prioritizing 26 districts, within which WFP and partners prepositioned food themselves. The response plan integrated the Government's response and prioritized districts based on data extracted from WFP's food security monitoring system (FSMS) and the Standardized Monitoring and Assessment of Relief and Transition (SMART) surveys.

In order to promote the development of the national adaptive social protection system, for the first time, household targeting was based on the Government's social registry, providing efficiency gains and ensuring integration within the Government's El Maouna programme (seasonal cash transfer programme). The social registry provided a single source of information on poor households eligible for social support services. Similarly, for the first time, the amount of the cash assistance provided was no longer based on average household size, but on the number of people per household. As such, households with one to four people received 1,600 MRU per month (equivalent to USD 43); those with five to seven people receive 2,400 MRU per month (equivalent to USD 65); and households with more than seven people received 3,600 MRU per month (equivalent to USD 97).

The bulk of the 2019 lean season requirements remained largely uncovered, affecting WFP's ability to provide an adequate lean season response. Malnutrition prevention interventions could not be carried out on a regular basis and were sometimes not coupled with relief food assistance, due to delayed reception of funding and supply chain challenges which further delayed the delivery of nutrition commodities in-country. WFP adopted mitigation measures to remediate these challenges, namely the use of internal funding mechanisms to address the most urgent humanitarian needs in a timely manner. Through this activity, some 97,000 people (50 percent women and 50 percent men) were reached through unconditional resource transfers (URTs), including 3,300 children and 2,950 women who also received nutrition support. This represented 85 percent of the planned figures for 2019 for these activities.

Food security assessments highlighted an improvement compared to the beginning of the intervention in 2018. The proportion of households with acceptable food consumption score (FCS) increased by 23 percent among very poor households compared to 2018. Similarly, the number of people having borderline and poor food consumption decreased respectively by 15 and 8 percent. Findings from the post-distribution monitoring visits also indicated that WFP's assistance had contributed to enhancing social cohesion and encouraging household members who used to temporarily migrate away in search of work to stay in the village.

**School feeding:** In collaboration with the Ministry of Education, WFP continued to support the national school feeding programme at the institutional level (through support to policy and programme development, advocacy and networking) and at the operational level (through provision of food, non-food items and trainings). School feeding in Mauritania is integrated within WFP's community resilience approach, as a key investment in achieving sustainable access to food and nutrition. As such, WFP continued to target in 2019 the same areas where food assistance for asset creation activities and lean season interventions were implemented. The school feeding programme aimed at providing two daily school meals as well as capacity strengthening to the Government and to school management committees, to improve monitoring, implementation and management of the activities. In doing so, WFP aimed to improve learning capabilities and support access to education in areas most affected by low school attendance rates and high prevalence of food insecurity and malnutrition. School feeding continued to be an incentive for parents to send their children to school, contributing to improved school attendance and retention.

Through this activity, WFP assisted 47,470 primary school students (50 percent girls and 50 percent boys), representing over 100 percent of the plan. This achievement was in part due to the use, during the first quarter of 2019, of remaining food stocks from 2018, on top of 2019's stocks. Nutritious daily school meals, consisting of a morning porridge prepared with the specialized nutritious food Super Cereal, and a hot lunch prepared with rice, pulses and vegetable oil, were provided in 285 schools in the regions of Guidimakha, Assaba and Hodh El Charghi. Local communities participated in the programme by complementing school meals with additional products they purchased, preparing the meals, and supporting the monitoring of the school meals distribution.

Capacity strengthening of school committees on canteens management, food hygiene and nutrition targeted 720 people in 2019. These trainings were also opportunities to raise awareness on themes such as educational wastage, child labor and early marriages. At outcome level, school enrolment rates remained stable compared to the previous school year, while the school retention rate decreased. This was in part due to the seasonal migration affecting certain areas, reducing the number of children in schools, and the early closure of some schools due to contextual reasons. In fact, the national presidential elections were planned for July, with the campaigns and preparations started before this month across the country, and the Ramadan period spanned from early May to early June in 2019.

As part of the recommendations of the System Assessment and Benchmarking for Education Results (SABER), WFP accompanied the Government in carrying out an assessment of local food supply options, using a systemic approach. The analysis triangulated information from the national strategy for accelerated growth and shared prosperity (SCAPP), the national school feeding policy (PNAS) and from local value chain actors, in order to identify priority sectors to support. The results of this study is expected to help WFP and the Government define modalities and strategies in transitioning towards a home-grown school feeding model. At the institutional level, a new reform of the education system took place in July 2019, following the establishment of the new Government, and in November, the Government granted a dedicated budget line for the school feeding programme in its 2020 budget.

CSP Activity	GAM Monitoring Code
Provide seasonal food assistance to food-insecure Mauritanian populations, integrating complementary specialized nutritious food for children (aged 6–23 months) as well as pregnant and lactating women and girls	4
Provide school meals to vulnerable Mauritanian children during the school year, in a way that relies on and stimulates local production (home-grown school feeding)	4

### Strategic outcome 03

Nutritionally vulnerable populations in targeted areas, including children and pregnant and lactating women and girls, have improved nutritional status all year

Needs-based plan	Implementation plan	Available resources	Expenditures
\$1,387,597	\$848,584	\$381,947	\$331,536

Outcome level results under the strategic outcome 3 were generally positive, meeting nutrition security indicators' targets. However, this strategic outcome was critically under-funded (27 percent of the needs-based requirements). Due to limited resources, WFP was not able to implement activities at planned scale. Less than half of planned beneficiaries were reached, while planned cash-based transfers (CBTs) could not be provided at all. Strategic outcome 3 aimed to serve as a protective safety-net function under the integrated resilience package. WFP provided moderate acute malnutrition (MAM) treatment in regions facing a critical nutritional situation, like Assaba, Guidimakha, and Hodh el Charghi [1]. WFP's response complemented the severe acute malnutrition treatment interventions provided in the same areas by the Ministry of Health and the United Nations Children's Fund (UNICEF). Activities included (i) the provision of specialized nutritious foods to children aged 6-59 months and to pregnant and lactating women and girls; (ii) the dissemination of nutrition-related messages as well as (iii) capacity strengthening to national stakeholders in the management of acute malnutrition.

A daily ration of ready-to-use supplementary food (100 grams per child) was provided to 16,400 moderately malnourished children (54 percent girls and 46 percent boys), representing 45 percent of the plan. Funding constraints compounded with significant supply chain challenges delayed and undermined the distribution of nutrition commodities. In fact, assistance to pregnant and lactating women and girls could not be carried out due to the unavailability of Super Cereal stocks worldwide. With regards to nutrition-related messaging and the promotion of nutrition-sensitive approaches, the communities' women groups (or GASPA in its French acronym [2]) provided an important framework for the realization of these activities. Pregnant and lactating women (PLW) were encouraged to adopt good nutrition practices for themselves and their children to improve the well-being of their children and families, including themselves. Facilitated by the cooperating partner's agents, the nutrition sessions by the GASPA were held every month, under the supervision of local health workers, and brought together about 15 PLW per session (about 50 women in total).

Various themes such as optimal breastfeeding, essential family practices, water, hygiene, and sanitation were covered during these sessions, enabling women to improve their knowledge on different subjects. Demonstration sessions to prepare menus based on local foods were also conducted, combining theory with practice. These community sessions not only provided an excellent framework for women to share and express their respective experience, they also served as a framework to promote women's leadership through capacity building and providing a framework for the development of community life, socio-economic promotion activities and incentives for asset building that address women's specific and particular needs. This approach called "GASPA +" was piloted in 2019 in the village of Gvava Peulh in the Assaba region. WFP plans to extend the model to other resilience sites in 2020.

Communication activities for social and behavioral change in all WFP's intervention sites were also carried out: helping caregivers of malnourished children to better manage and prevent child malnutrition; providing nutrition education for the correct use of specialized nutritious foods such as Super Cereal Plus and ready-to-use supplementary food; and encouraging awareness-raising through the promotion of essential family practices by community workers and/or other channels. Complementing WFP's activities, the Ministry of Health and UNICEF conducted iron and vitamin A supplementation campaigns and deworming of children to improve the nutritional status of local communities.

In collaboration with the Government's technical services, including the National Commission for Food Security, Ministry of Health and Ministry of Social Affairs, Children and Family, WFP further trained 182 women managing the nutritional rehabilitation centers (or CRENAM in its French acronym [3]) and 18 supervisors in the management of malnutrition and that of CRENAM in the region of Assaba and Guidimakha. At the same time, WFP set up a new system

of formative supervision implemented by its monitors and addressed to CRENAM technical focal points. Lastly, the Fill the Nutrient Gap study started in 2019 and is expected to be completed in 2020. A first mission was done in March 2019 to present the study itself as well as train the interviewers on collection of data. Data has been collected and analyzed between April and November 2019. Preliminary results, which analyzed the nutritional situation in Mauritania and identified the obstacles faced by the most vulnerable in accessing and consuming safe and nutritious food, have been presented to WFP, the Government and partners during a workshop held on 12 December.

Compared to 2018, WFP's monitoring results show a good performance in recovery and non-response rates among women assisted, while the mortality rate remained at zero. Nonetheless, results from the recent nutrition assessment, the Standardized Monitoring and Assessment of Relief and Transitions (SMART 2019) continue to indicate high malnutrition rates at the national level. WFP will enhance efforts in 2020 to mobilize additional funding for this critical strategic outcome which aims to improve nutritional status of the vulnerable populations.

WFP Gender and Age Marker	
CSP Activity	GAM Monitoring Code
Among food-insecure Mauritanian populations, provide specialized nutritious foods for MAM treatment to children aged 6–59 months and pregnant and lactating women and girls, nutrition-related messaging to women and men care providers, and cash transfers to	4

#### Strategic outcome 04

Food-insecure populations and communities exposed to climate shocks in targeted areas have more resilient livelihoods and sustainable food systems all year

Needs-based plan	Implementation plan	Available resources	Expenditures
\$4,186,509	\$3,092,521	\$5,308,723	\$4,196,104

Available resources in 2019 under strategic outcome 4 covered multi-year contributions not meant to be used in 2019, bringing the funding level at 126 percent. Nonetheless, this strategic outcome was well-resourced, covering the needs-based requirements and enabling a major scale-up of activities and satisfactory achievements at outcome level. Overall, 85 percent of planned beneficiaries were reached and 100 percent of planned assets were successfully built and restored. However, not all outcome targets were met due to extra pressure caused by the rainfall deficit on livelihoods.

As part of its longer-term and integrated approach for resilience building, WFP initiated in 2019 asset rehabilitation and creation activities in 49 sites in the regions of Assaba, Hodh El Charghi and Guidimakha. The livelihood activities were identified jointly with the National Commission for Food Security, in regions selected as convergence areas as part of the 2018-2022 United Nations' sustainable development partnership framework (CPDD in its French acronym), and in line with Mauritania's commitments under the great green wall initiative. The food assistance for assets (FFA) programme fully aligned with the national strategy for accelerated growth and shared prosperity, which prioritizes the "reversal of environmental degradation and climate change mitigation", including through reforestation, sand dunes stabilization, and soil and water conservation for arid and semi-arid lands.

Through this programme, 480 hectares were treated and rehabilitated, and around 6,000 participants (benefiting around 41,300 people out of 52,500 planned) took part in the implementation of activities. Activities included water control and soil conservation measures, securing cropping area methods, vegetable gardening, dune fixation, and reforestation. The participants received food assistance (in-kind and cash-based transfers) to cover their food needs and their household members'. Most assets created aimed at addressing rapid soil erosion and desertification and enhancing adaptation to climate change, through control methods - such as gully treatments - and soil and water conservation techniques - including through building stone bunds and gabion structures, promoting zai techniques and erosion-prone areas and slopes.

FFA activities and techniques contributed to better water and soil management, producing considerable positive effects for agricultural purposes. Over 100 percent of planned hectares of abandoned and degraded lands were cultivated, increasing agricultural production; mechanical and biological dune fixation target reached has enabled to protect agricultural land, allowing for revegetation, while the dikes protecting the villages have limited the risk of flooding. Through the livelihood support and food assistance provided, the proportion of the population in targeted communities reporting benefits from an enhanced livelihoods asset base increased by 64 percent compared to baseline, while participants' diets were diversified to include protein-rich and vitamin-A rich food daily.

The selection and prioritization of activities were informed by WFP's three-pronged approach (3PA), to ensure relevance to local socio-economic and agro-ecological context, with strong gender equality, protection, and nutrition-sensitive lenses. For example, attention was systematically paid to ensuring that FFA works are organized in a way that does not put extra burden on women. At the local level, a total of 35 community-based participatory planning (CBPP) exercises were conducted. Putting communities in the driving seat, the CBPP approach ensured that the identified activities equitably reflected the priority needs of women, men, girls, and boys. It placed vulnerable populations at the center of planning and resulted in the elaboration of community action plans, thus ensuring local ownership and securing the access, usage and maintenance arrangements for shared assets.

The participatory planning exercises (and associated field training sessions) were also an important opportunity to train staff from the governmental technical services and cooperating partners to guarantee follow-up and future management of the assets created. Six national non-governmental organizations (NGOs) were contracted to implement FFA activities in the three regions, based on their performance track record, experience and longstanding foothold in the intervention areas. Where possible, WFP partnered with the same NGOs to implement the different components of the integrated resilience package, for greater coherence, efficiency, and trust to deliver appropriate community-level assistance. Regular coordination meetings were held to discuss progress, achievements and operational constraints, enabling continuous programmatic improvements.

At the regional level, two seasonal livelihood programming (SLP) exercises were organized in the regions of Guidimakha and Hodh el Charghi during the course of 2019, while a third workshop is planned in the region of Assaba at the beginning of 2020. The SLP exercises were used as coordination, partnership and programming tools, drawing on key aspects related to livelihoods, seasonality, gender, and shock. It enabled to identify the necessary and most appropriate interventions according to the context. They also served as a unifying tool to strengthen the Government's ability to play its leadership and convening role in planning and coordinating at the regional level. Moreover, these exercises allowed for better planning with cooperating partners, decentralized technical services of the state and local NGOs. At national level, the integrated context analysis was finalized in 2017, helping to inform appropriate program strategies and identifying priority areas for resilience interventions.

Through the Adaptation Fund project (PARSACC [1]) which started in 2014 and ended in 2019, climate change adaptation measures were implemented in 87 villages to the benefit of over 192,000 people. Executed by the Ministry of Environment and Sustainable Development, the project sought to enhance the resilience of communities to the adverse effects of climate change on food security through capacity strengthening of government services to support these communities in developing local plans, and the implementation of concrete measures to protect natural resources and diversify the livelihoods of the different target groups. At the national level, the project trained over 25 journalists from Radio Mauritania on the environment, climate change, and food security.

In 56 villages, 97 income-generating activities (IGAs) were put in place, reaching nearly 5,808 people (including 83 percent women). Some of these IGAs consisted of community shops (34); bakery shops (6); butchery shops (22); grain mills (14) and beekeeping (340 hives distributed). The project further trained 179 young volunteers and artisans in the manufacturing and dissemination of improved stoves. Social cohesion has been strengthened through these IGAs which represent a stable source of income for various population strata and ethnicities, including vulnerable groups and women. Overall, the PARSACC project also contributed to increasing the vegetation cover by over 10 percent compared to the 2014 baseline situation [2].

WFP Gender and Age Marker	
CSP Activity	GAM Monitoring Code
Provide livelihood support to food-insecure and at-risk Mauritanian households, including the development or rehabilitation of natural and productive assets (including FFA), through an integrated, equitable and participatory community approach	4

### Strategic outcome 05

National institutions have strengthened capacities to manage food-security, nutrition and social protection policies and programmes, including an adaptive (shock-responsive) social protection system, by 2030

Needs-based plan	Implementation plan	Available resources	Expenditures
\$2,358,878	\$1,778,928	\$3,470,320	\$1,165,242

Strategic outcome 5 was well resourced, although the funding level (150 percent) is overstated, as available resources in 2019 included multi-year funding not meant to be used in 2019. This enabled this strategic outcome to perform well at both output and outcome levels. In a context characterized by structural vulnerability and recurrent shocks, and in line with national priorities, WFP has made a strategic shift since 2018, by taking a leading role in supporting Mauritania in the establishment of an adaptive social protection system. In January 2019, WFP and the World Bank signed a country-level agreement that defined a common vision to support the establishment of a national adaptive social protection system in Mauritania. It was part of the corporate partnership signed at the global level between the two organizations in 2018. The agreement is expected to cover the entire duration of WFP's Country Strategic Plan (2019-2022) in Mauritania, and details a set of joint actions to be undertaken to strengthen the Government's technical capacities and equipment for the implementation of the system. WFP is concerting its actions with the World Bank and the Government in supporting the setting up of the social protection system, which includes four key components:

**1. The establishment of a national preparedness and response scheme for food security and nutrition.** This includes early warning, response trigger, design and coordination mechanisms, which are intended to be institutionalized and operationalized by June 2020. In this perspective, a national workshop was organized in March 2019, to define a common road map towards establishing the scheme. This workshop, which represented a key milestone to ensure full Government ownership of the future scheme, was organized by the National Commission for Food Security under the auspices of the Prime Minister's office and largely attended by Government institutions and partner organizations. It led to a common road map, including the set-up of a multisectoral technical group to define the structure and functioning modalities of the scheme and the revision of its legal framework. The group held extensive working sessions throughout the year, took part in south-south exchange missions to learn from similar experiences in Senegal and Niger. This south-south and triangular cooperation is being used to strengthen the capacity of Mauritania to better prepare to shocks. This mission helped to learn first-hand about the history, *modus operandi*, success conditions and limitations of the schemes in place in these two Sahelian countries facing comparable challenges. As such, it informed the design of the preparedness and response scheme which is currently being established in Mauritania, in line with national priorities. The group also organized consultations in various regions of the country to refine the decentralized component of the scheme. In September, the group finalized the first outline of the future mechanism and agreed on the composition and mission of its various functioning bodies. Revised decrees are expected to be produced over the first half of 2020.

**2. Support for the preparation and coordination of the response.** This component further involves:

i. The development of a national response plan. In February 2019, the food security and nutrition sectors developed an integrated response plan to address the needs of the most vulnerable during the 2019 lean season. The plan prioritized 26 departments, within which the Government, WFP and other partners have positioned themselves for the lean season response.

ii. The development of a methodological guide for the response, explaining the whole process, from the analysis of the consequences of the lean season to the preparation, implementation, and monitoring of the response itself. In 2019, the food security group, co-led by WFP and the Food and Agriculture Organization (FAO), made progress in improving and harmonizing geographic prioritization and targeting tools, defining, among other things, a common methodology for using the social registry to target beneficiaries. Similarly, the transfer modalities, the transfer values and the duration of seasonal assistance were harmonized in order to increase the efficiency of the response.

iii. Close coordination between WFP, the national authorities, and partners in the food security and nutrition sectors. Before, during, and after the lean season, technical and strategic meetings were organized to provide an adequate response to vulnerable populations. The partners met on a regular basis to monitor and coordinate the interventions, and implement a timely and comprehensive response to emerging humanitarian needs. Coordination in the field was equally effective and was accompanied by regular information sharing.

iv. Capitalization workshops: a workshop was held on August 2019 to capitalize on the lessons learned from the first use of the social register at scale. The food security and nutrition sector partners and the Government, including the Social Register Directorate (*Direction du Registre Social*), analyzed the strengths and weaknesses of the 2019 household targeting procedures and drew up recommendations to improve utilization of the social registry in 2020. A second workshop was organized in December to capitalize on the lessons learned from the 2019 lean season response overall. The modalities for preparing, implementing, coordinating and monitoring the response were studied and recommendations were drawn up to improve its effectiveness in 2020.

**3. A reliable and consensual early warning system.** Since 2018, WFP has intensified its support to the early warning mechanism of the Mauritanian Government, through (i) the collection and analysis of data on food and nutrition security at national and local levels and (ii) the strengthening of the technical and operational capacities of the food security observatory. In 2019, WFP developed tools for the collection of data on food and nutrition security, which was carried out monthly by community members in 107 sentinel sites in four regions of the country (Hodh el Chargui, Guidimakha, Gorgol and Brakna). At the same time, a pastoral surveillance system was developed and implemented by

cooperating partners through quarterly data collection in the areas most vulnerable to shocks. The data, once collected, needed to be validated by the regional authority and shared with local and national stakeholders via smartphones. Three regional quarterly newsletters were produced to support decision-making at the national level.

**4. Effective risk financing mechanisms.** The adaptive component of the social protection system required appropriate financing mechanisms. While the chronic part of shocks can be covered by the state budget and through funding from technical and financial partners, in the event of a systemic shock with exceptionally serious consequences (in case of a severe drought for instance), the Government must have insurance-based financing tools at its disposal. As such, WFP has supported since 2018 the recourse to the drought insurance provided by the African Union's African Risk Capacity (ARC): ARC Replica. The latter is an insurance product offered by ARC to WFP and other humanitarian partners as an innovative approach to expand climate risk insurance coverage to more people and improve the effectiveness of emergency humanitarian response in vulnerable African countries prone to climate risks.

In June 2019, WFP and the national commission for food security signed a tripartite memorandum of understanding, enabling WFP to take out a "complementary" insurance policy against climate risks. This innovation was an example of how WFP and Governments can pool their expertise and funding to contribute to national efforts to respond to shocks. Mauritania is one of the first countries to benefit from WFP's climate risk insurance coverage. In December, WFP received a payment from the ARC for the drought-like conditions experienced in 2019. This payout is expected to finance pre-lean season interventions in the region of Tagant between April and May 2020. Overall, as part of capacity strengthening initiatives facilitated by WFP to enhance national food security and nutrition stakeholder capacities, technical assistance and training were provided to 65 government/national partner staff, 30 percent more than planned; while three national institutions benefited from embedded or seconded expertise. Moreover, 97,000 people assisted by WFP were integrated into national social protection systems out of 100,000 planned.

WFP Gender and Age Marker	
CSP Activity	GAM Monitoring Code
Provide capacity strengthening support to national institutions on the design and implementation of a permanent response-planning scheme for food security and nutrition with consolidated early-warning and coordination mechanisms; a national shock-responsi	N/A

### Strategic outcome 06

Humanitarian and development partners have access to common services that permit them to reach and operate in targeted areas all year

Needs-based plan	Implementation plan	Available resources	Expenditures
\$2,468,247	\$1,841,034	\$4,045,229	\$2,638,732

The United Nations Humanitarian Air Service (UNHAS) operations under strategic outcome 6 were well-financed in 2019. However, at the beginning of the year, due to a serious funding deficit, the user group decided to replace the plane with a less expensive one and double the costs of the passengers' tickets. It is also to be noted that the funding level of this strategic outcome in 2019 (164 percent) is overstated, as multi-year funding not meant to be used in 2019 is included in this year's available resources figure. In addition, due to the lack of authorization to fly to all regular destinations, UNHAS could not apply a competitive cost-recovery rate to allow it to make its operations more sustainable throughout time.

Established in Mauritania since 2012, UNHAS has been contributing to providing safe, reliable, effective and efficient air transport services to the humanitarian community, in a country where long distances, limited infrastructures, and the absence of viable commercial air transport operators make road transport particularly challenging and limits access to beneficiaries. From the main hub in Nouakchott, UNHAS was meant to operate five regular destinations, including Aioun, Bassikounou, Kaédi, Nema, and Kiffa. However, due to restricted authorization from the Government, only Kiffa and Bassikounou were being served since March 2018, until air operations from/to Bassikounou were also suspended in September 2019. Prior to the decision, two airfield safety standards assessments had been done for the airstrips of Kiffa and Bassikounou right before, following which Bassikounou was closed due to deteriorated conditions of the airstrip. As such, flights were diverted to Nema (a three-hour drive from Bassikounou) for the time being, with a continuation by road under the protection of escorts. These implications continued to post a threat, especially in case of urgent medical or security evacuation. The situation was compounded by the limited availability of escorts to Bassikounou and from Nema.





In 2019, UNHAS flew 664 hours (55 hours per month on average), transporting over 1,670 passengers and 6 mt of light cargo throughout the year. In delivering and coordinating its services, strong links with the civil aviation authorities and other relevant local authorities were maintained. UNHAS also maintained a strong collaboration with the United Nations Department of Safety and Security (UNDSS). The regular security updates shared by the latter were key in keeping the staff informed of security developments in the different destinations and were used to inform the planning of activities. A total of six medical evacuations were carried out upon request. Demand-driven and user-oriented, UNHAS regularly adapted its service to meet the air transport needs of the humanitarian community. The user satisfaction rate improved from 85 in 2018 to 89 percent in 2019.

Quarterly meetings of the user group committee and steering committee were key in aligning the operation to humanitarian imperatives. Similar to previous years, members of the steering committee included : (i) representatives and country directors of the United Nations High Commissioner for Refugees (UNHCR), the United Nations Children's Fund (UNICEF), the United Nations International Organization for Migration (IOM) and the World Food Programme (WFP); and (ii) non-governmental organizations (NGOs) represented by *Action Contre la Faim* (ACF), Alliance for International Medical Action (ALIMA) and World Vision.

# Cross-cutting Results

## Progress towards gender equality

### Improved gender equality and women's empowerment among WFP-assisted population

Mauritania ranks 132 out of 144 countries in the 2018 Gender Gap Index, with notable gaps in educational attainment, participation and economic opportunities. Women continue to assume a large share of the responsibilities associated with unpaid domestic work, including meal preparation and the care of children and parents. With a Gender and Age Marker (GaM) score of 4 for the overall Country Strategic Plan (CSP 2019-2022) in Mauritania, both gender and age were fully integrated into programme design, implementation and monitoring stages. Each of the food and nutrition assistance activities (activities 1 to 6) also recorded a GaM score of 4.

Recognizing that women and girls represent the most vulnerable groups, the design and implementation of all activities was based on community consultations, during which women had the opportunity to identify their specific needs and priorities. WFP encouraged a balanced representation of women and men in food management committees in all regions of intervention and ensured a good proportion of women beneficiaries were in leadership positions, to have a voice and influence in the decision-making processes. Moreover, WFP worked to promote an equitable role for women and men, as well as the youth and marginalized groups in the management of programme activities. The representation of these groups was not only ensured at the level of the management committees but also in the participation of the activities themselves.

Under the gender transformation programme, a working group was set up to facilitate interaction and consideration of gender-sensitive activities both internally and with partners, including the Government. Regional support was provided to strengthen capacities of field offices, partners and Government services on gender equality, women's empowerment and gender issues. Around 35 staff, partners and members of technical services were trained in September. Gender sensitization training and community consultations encouraged communities to reflect on gender roles within their families and society, and emerge from stereotypes. WFP combined gender awareness trainings with nutrition trainings in nutrition rehabilitation and education centres, encouraging both men and women to take a role in improving the nutrition of their families.

WFP continued its efforts to work with partners to promote the design and implementation of gender-sensitive activities and understanding of WFP's gender policy. A revision of all field-level agreements (FLAs) was undertaken, in line with the 2019-2022 Country Strategic Plan, to better incorporate gender-related issues within cooperating partners' work. Capacity strengthening of the cooperating partners on gender-transformative activities is planned for 2020. In addition, staff from WFP's call centre, which was established to provide a mechanism for direct beneficiary feedback, received training on the prevention of sexual exploitation and abuse (PSEA) to facilitate the collection of information related to the safety and protection of beneficiaries. As part of WFP's efforts to achieve its goal of mainstreaming gender equality and women's empowerment within the office (through staff gender balance) and throughout its activities, a gender transformative plan was developed and a gender and results network was established to facilitate the implementation of the action plan, which started in 2019.

## Protection

### Affected populations are able to benefit from WFP programmes in a manner that ensures and promotes their safety, dignity and integrity

WFP in Mauritania contributed to protection by designing and carrying out food assistance activities in a manner that does not increase protection risks for those it serves, but rather contributes to their safety, dignity, and integrity. Assessments on protection risks, as well as obstacles to receiving or benefiting from assistance was routinely included as an element of protection in WFP's food security assessment, monitoring, and analysis. Program monitoring data indicated that 100 percent of reached beneficiaries accessed WFP's assistance without experiencing protection issues.

WFP contributed to reducing the security risks beneficiaries could potentially face during distributions by reinforcing its collaboration with local authorities to ensure security and crowd control among others. In collaboration with its cooperating partners, WFP worked on improving the planning of distributions and ensured that distributions could start early in the day. From the surveyed households, 89 percent commented the waiting time at the distribution site as adequate, being mostly less than 30 minutes. WFP continued to ensure that the needs of the elderly and physically impaired were always prioritized, particularly during distributions, strengthening and improving the good practices put in place in the previous years. In relation to the use of cash-based transfers, WFP paid particular attention to the impact of the provision of cash on existing domestic and social tensions, and on commodity prices in the local markets.

In line with WFP's institutional policies on gender and humanitarian protection, WFP worked with partners and communities in the field to ensure that risks related to the protection of women, children, the disabled and the elderly were understood and mitigated. WFP and its partners used inclusive and participatory community-based approaches for targeting and distribution, information and awareness-raising to ensure transparency and awareness of the targeting criteria by all beneficiaries and non-beneficiaries. Monitoring results also highlighted that beneficiaries were consulted and well informed on the program (ration entitlements, distribution timeline and duration of the assistance)



prior to implementing its activities, as well as on protection concerns related to the distribution of cash. Moreover, WFP actively promoted the inclusion and active participation of women in local committees, including in targeting and distribution management committees, compliance and feedback committees, and strived to achieve gender balance in all committees. WFP also encouraged equal participation of men and women in decision-making bodies.

### **Accountability to affected populations**

Affected populations are able to hold WFP and partners accountable for meeting their hunger needs in a manner that reflects their views and preferences

WFP in Mauritania is committed to strengthening the accountability to affected populations and ensuring that beneficiaries are well informed throughout the planning, implementation, monitoring and evaluation phases of the activities. To this end, WFP established in April 2019 a toll-free hotline to provide a mechanism for direct beneficiary feedback. The hotline number was advertised through beneficiary sensitization on radio stations and text messages sent to beneficiaries. It was also displayed on promotional materials including banners and signboards set up at distribution sites and public places. The feedback mechanism ensured that beneficiaries could easily and without fear of repercussion communicate issues such as sexual exploitation, abuse of power or non-compliance by any key actor, or unintended adverse effects stemming from the implementation of activities.

The call center was operated by five agents speaking the local languages. The hotline complemented pre-existing mechanisms available at the village level, such as direct communication to cooperating partners, regular meetings with community members, leaders, distribution committees and complaints councils. Out of a total of 1,089 calls received during the year, WFP was able to process 93 percent of the complaints received, while seven percent of unprocessed calls was due to poor network coverage (unreachable beneficiaries). WFP was proactive in responding as quickly as possible to the feedback and complaints, encouraging more and more beneficiaries to trust and use WFP's feedback and complaints system. Calls to the beneficiary hotline were also referred to the respective WFP field offices for follow-up. To further allow greater numbers of beneficiaries to share their concerns and comments, WFP established a committee in charge of ensuring follow-up on the feedback and complaints received, and feedback was also collected from WFP's and partners' monthly monitoring visits.

At community level, focus group discussions and interviews took place to better identify and address key issues related to activity implementation. In the framework of the food assistance for asset creation programme, community-based participatory planning exercises represented a means to hear out beneficiaries' needs, fostering dialogue and ideas. WFP ensured information sharing with partners, coordinated with other stakeholders, and consulted with the Government to implement the most appropriate and efficient programmatic response. WFP and cooperating partners ensured that targeted beneficiaries received their full food entitlements by using all existing monitoring tools. Regular monitoring surveys informed best practices and areas to be improved. Through beneficiary verification processes, WFP ensured that inclusion and exclusion errors could be minimized gradually.

Lastly, WFP used different follow-up approaches to evaluate and improve the implementation of activities and enhance accountability to beneficiaries, including through beneficiary contact monitoring, post-distribution monitoring, food basket monitoring, and distribution monitoring. Collecting, verifying and analyzing of output and outcome data were done jointly by WFP and its cooperating partners. Mobile technology was systematically used to streamline data collection, and different mechanisms put in place ensured beneficiaries were informed about the purpose of the activities, ration, criteria and transfer modalities before each distribution. Information was provided in the local language to ensure that the message was understood by all beneficiaries.

### **Environment**

Targeted communities benefit from WFP programmes in a manner that does not harm the environment

Food security and livelihoods in Mauritania have become increasingly fragile, as recurrent droughts and other environmental stressors exacerbate the resilience of communities and households, with long-term negative repercussions on assets, productive capacity and human capital [1]. The above factors reinforce one another and trigger second-round effects.

Food insecurity is highest in the southern regions of the country, where rainfall is the lowest and land degradation most pronounced. In 2019, food insecurity was particularly affected by the poor performance of the agro-pastoral season, leaving many households who had been coping with repeated shocks with little chance to recover [2]. Many of the pastoralists moved much earlier than usual in search of pasture, conditions that may lead to over-concentration and over-grazing as well as potential conflict with farmers in the future [3]. Biomass production was in serious deficit across most of the South-West region of the country, which, combined with low forage production, foreshadows a likely early lean season for pastoralists next year [4]. As an example, 32 percent of the Mauritanian population exposed to food insecurity lived in the two regions (Hodh Ech Charghi and Guidimakha) where the 2019 rainy season had been very unfavorable for crops and livestock [5].

WFP promoted conservation agriculture through the implementation of vegetable gardens, water runoff control and soil conservation measures, protection of cropping areas, and other environmental protection measures (e.g. flood diversion, gabion dams, sand dune fixation). These activities contributed to improved agricultural production and prevented further land degradation. Through WFP's food assistance for assets (FFA) programme, 480 ha of land was rehabilitated, 60 m<sup>3</sup> of compost produced, 15 ha of sand dunes were stabilized, and 5 ha of gardens created in the southern regions of the country. In parallel, to ensure the FFA programme did not cause unintended harm to the environment or to populations, all the assets created were screened for environmental and social risks before their implementation. This was done after the community consultations and in collaboration with the decentralized technical services of the Government. All asset creation activities were categorized as 'low risk'."

As part of the "greening initiative", WFP took measures to improve resource efficiency, through the installation of a hybrid solar/diesel system in the Bassikounou field office with support from WFP's engineering team. Compared to the one currently in use, this system is expected to improve the quality of energy in addition to providing up to 80 percent of savings. In the next years, WFP will seek to extend it to the other field offices.

# WFP's integrated package

Water retention dams, vegetable gardens run by women's cooperatives, school feeding, unconditional resource transfers and nutrition assistance during the lean season are all activities that are part of WFP's integrated resilience package, which, in villages like Hsey Sidi in the Guidimakha region, is synonym to change and hope. *"I see with my eyes and touch with my hands the change that my village has undergone since WFP arrived. The various activities implemented have revitalized my community. Before, our land was arid and dry, now the seeds are starting to sprout. Before, our children were reluctant to go to school, now there are not enough seats in classes to accommodate everyone. Before, men used to leave their villages to look for work in the city; now, they can stay with their wives and children"*, says Elwaly, the village chief.

**Water dams for fertile land:** Two mixed and three filter dikes are assets supported by WFP through the food assistance for assets (FFA) programme. Overall, 256 men and women contributed to its construction. *"At the end of August, the villagers had already started to sow sorghum, beans and groundnuts, while maintenance work continued to prevent damage to the dams"*, says Sileye, a member of GRADD, the cooperating NGO. When asked about the role played by the NGO in carrying out the activities, she adds: *"The complementarity and synergy between WFP and our NGO added great value for both the community and for our NGO. The results achieved owe to WFP's financial and technical support, while our role has been to ensure that this expertise is passed on to the community. One of our experts supervised the work on a daily basis, mobilized the beneficiaries and recorded the number of participants throughout the participation period. We supported the community-based participatory planning process led by WFP to understand the real problems and needs of the community, help them find their own solutions and also encourage community ownership of the project."*

**Vegetable gardens for food diversification:** As small as 100 m<sup>2</sup> vegetable gardens can really make a difference in improving some communities' food and nutrition security. *"Now -August- there are no crops but during the cold season, between December and March, our production increases significantly"*, says Aissata, a member of the women's cooperative supported by WFP. *"Following the construction of fences around the gardens, technical experts taught us how to cultivate the land. We learned methods that we didn't know about and now we see them as a great change. During the cold season, salads, cabbage, onions, eggplants, and tomatoes are available and we can finally have a balanced, varied and vitamin-rich diet. In the past, having vegetables in our dishes was a luxury"*.

**School canteens for healthy school-children:** Still in Hsey Sidi, WFP is also setting up a school feeding programme for the village's primary school where 380 children attend it. The 2019-2020 school year had not yet begun but the children were already ready for class, proudly displaying notebooks and pens. *"The snack in the morning is a source of motivation for our children. They go to school knowing that a good breakfast is waiting for them"* says one mother. *"For us, it's a relief. Children run to school. We know that school is fundamental to their future, but here, children quickly become useful arms for agricultural work (boys) and household tasks (girls). We don't have many resources, but now, thanks to the different activities that WFP supports, we see our difficulties being reduced and children can be where they need to be: behind a school desk."*

## Summary

- Unreported SDG indicators are due to unavailability of national data, while unreported SDG-related indicators are due to limited WFP's contribution to specific indicators (WFP did not implement any overweight programmes nor micronutrient programmes in Mauritania for example).
- The disaggregated data (female/male) and indirect result of the following indicator "number of hectares of land rehabilitated" are missing as they are not applicable.

## Context and operations

- [1] World Bank, <https://www.banquemonde.org/fr/country/mauritania>
- [2] World Bank, <https://www.banquemonde.org/fr/country/mauritania>
- [3] World Bank Mauritania Country Profile (accessed November 2019), <https://www.worldbank.org/en/country/mauritania/overview>
- [4] World Bank Mauritania Country Profile (accessed November 2019), <https://www.worldbank.org/en/country/mauritania>
- [5] Knoema (accessed February 2020), <https://knoema.com/atlas/Mauritania/topics/Poverty/Income-Inequality/GINI-index>
- [6] United Nations Development Programme, 2019 Human Development Report, <http://hdr.undp.org/en/countries/profiles/MRT>
- [7] FEWS NET, <https://reliefweb.int/report/mauritania/mauritania-bulletin-des-prix-septembre-2018>
- [8] As of December 2019, the number of refugees reached 56,662 and 4,557 are the newly registered refugees since January 2019 (source: UNHCR January 2020 operational update, accessed January 2020, <https://reliefweb.int/sites/reliefweb.int/files/resources/72080.pdf>)
- [9] Cadre Harmonisé, November 2019
- [10] SMART survey 2018

## Strategic outcome 01

- [1] More information under the section "Accountability to affected population".
- Note on the results table: The actual values (beneficiaries reached) for FFA activities (through both in-kind and cash-based transfers) are missing as this activity was not implemented in the camp in 2019.

## Strategic outcome 02

- [1] Based on the results of the 2018 Food Security Monitoring Systems (FSMS) of WFP, the Standardized Monitoring and Assessment of Relief and Transition (SMART) and the Cadre Harmonisé (CH March 2019)

## Strategic outcome 03

- [1] The national global acute malnutrition (GAM) rate stood at 11.2 percent, while the prevalence of chronic malnutrition reached 19.6 percent (2019 SMART). The global acute malnutrition stands at 16 percent in Assaba, 17 percent in Guidimakha and 12.4 percent in Hodh el Charghi. The prevalence of chronic malnutrition is 22 percent in Assaba, 25.2 percent in Guidimakha and 23.5 percent in Hodh El Charghi.
- [2] Groupes d'apprentissage et de suivi des pratiques optimales d'alimentation du nourrisson et du jeune enfant
- [3] Centre de Réhabilitation Nutritionnelle Ambulatoire pour la prise en charge de la malnutrition aiguë modérée

Note on the results table: All actual values (beneficiaries reached and amount transferred) related to cash-based transfers (CBTs) are missing as CBTs were not provided in 2019 under this strategic outcome due to funding constraints.

## Strategic outcome 04

- [1] Projet pour l'Amélioration de la Résilience des communautés et de leur Sécurité Alimentaire face aux effets néfastes du Changement Climatique
- [2] At baseline in 2014: 360 km of vegetable fence were installed for the mechanical dune fixation; 311,410 plants were planted in 48 community nurseries and used to carry out biological sand dune fixation activity (275 ha were fixed); 173 ha were planted for fuel wood forest plantation; 200,000 plants were planted in 25 pastoral reserves covering 1,000 ha to improve the pastoral plantation; the wood consumption in 73 villages was halved thanks to the distribution of 20,600 improved stoves and training of 179 local craftsmen in addition to 460 ha of village reforestation spread over 37 sites; in 6 villages in Guidimakha and 4 villages in Gorgol, 18 water retention structures (retention dikes, filter dams and stony cordons) were built totally by local population and restored and reclaimed approximately 440 ha of lands.

## Strategic outcome 06

The Gender and Age Marker (GAM) monitoring score is not available for UNHAS operations.

### Environment

[1] Future climate change impacts in the country are predicted to include: i) more erratic and unpredictable rainfall; ii) a greater frequency of droughts; and iii) increased average annual temperatures. These changes—if left unaddressed—will exacerbate desertification, leading to further land degradation, resulting in decreased agricultural productivity as well as increased rural poverty and undernutrition in both humans and livestock. (source: Green Climate Fund)

[2] Action Contre la Faim, October 2019

[3] PREGEC, November 2019


[4] Government of Mauritania, November 2019; Action Contre la Faim, October 2019

[5] Hodh Ech Charghi and Guidimakha

[6] Not only the rains were insufficient (the cumulative rainfall was on average 12 percent below the average of the last 10 years), but their distribution was uneven with long breaks alternating with periods of heavy rainfall, and a late start of the rainy season.

# Figures and Indicators

## WFP contribution to SDGs

 <b>SDG 2: End hunger, achieve food security and improved nutrition and promote sustainable agriculture</b>										
WFP Strategic Goal 1: Support countries to achieve zero hunger					WFP Contribution (by WFP, or by governments or partners with WFP Support)					
SDG Indicator	National Results				SDG-related indicator		Direct			Indirect
		Female	Male	Overall				Female	Male	
Prevalence of undernourishment	%	5.37	5.83	11.2	Number of people reached (by WFP, or by governments or partners with WFP support) to improve their food security	Number	84,571	67,809	152,380	
					Number of people reached (by WFP, or by governments or partners with WFP support) in the context of emergency and protracted crisis response	Number	84,571	67,809	152,380	
Prevalence of moderate or severe food insecurity in the population, based on the Food Insecurity Experience Scale (FIES)	%				Number of people reached (by WFP, or by governments or partners with WFP support) to improve their food security	Number	84,571	67,809	152,380	
					Number of people reached (by WFP, or by governments or partners with WFP support) in the context of emergency and protracted crisis response	Number	84,571	67,809	152,380	
Prevalence of malnutrition among children under 5 years of age, by type (wasting and overweight)	% wasting	8.3	9	17.3	Number of people reached (by WFP, or by governments or partners with WFP support) with interventions to prevent and treat malnutrition (moderate acute malnutrition)	Number	11,394	9,156	20,550	
Prevalence of malnutrition among children under 5 years of age, by type (wasting and overweight)	% overw eight				Number of people reached (by WFP, or by governments or partners with WFP support) with interventions to prevent and treat malnutrition (moderate acute malnutrition)	Number	11,394	9,156	20,550	
Proportion of agricultural area under productive and sustainable agriculture	%				Number of hectares of land rehabilitated (by WFP, or by governments or partners with WFP support)	Ha			479	



## Beneficiaries by Age Group

Beneficiary Category	Gender	Planned	Actual	% Actual vs. Planned
Total Beneficiaries	male	122,874	117,907	96%
	female	141,135	126,009	89%
	total	264,009	243,916	92%
By Age Group				
0-23 months	male	15,211	8,819	58%
	female	14,875	8,755	59%
	total	30,086	17,574	58%
24-59 months	male	25,460	18,526	73%
	female	24,035	18,651	78%
	total	49,495	37,177	75%
5-11 years	male	39,760	44,399	112%
	female	39,633	44,682	113%
	total	79,393	89,081	112%
12-17 years	male	9,445	12,722	135%
	female	9,549	12,761	134%
	total	18,994	25,483	134%
18-59 years	male	29,633	30,411	103%
	female	49,245	37,968	77%
	total	78,878	68,379	87%
60+ years	male	3,365	3,030	90%
	female	3,798	3,192	84%
	total	7,163	6,222	87%

## Beneficiaries by Residence Status

Residence Status	Planned	Actual	% Actual vs. Planned
Resident	191,902	188,573	98%
Refugee	72,107	55,343	77%
Returnee	0	0	-
IDP	0	0	-

## Annual Food Transfer

Commodities	Planned Distribution (mt)	Actual Distribution (mt)	% Actual vs. Planned
Everyone has access to food			
Strategic Outcome: Strategic Outcome 01			
Rice	4,001	2,757	69%
Dried Fruits	0	30	-

Commodities	Planned Distribution (mt)	Actual Distribution (mt)	% Actual vs. Planned
Corn Soya Blend	288	225	78%
Ready To Use Supplementary Food	18	20	109%
Iodised Salt	80	49	62%
Vegetable Oil	412	330	80%
Strategic Outcome: Strategic Outcome 02			
Rice	1,257	798	63%
Wheat	1,932	1	0%
Dried Fruits	0	25	-
Corn Soya Blend	864	356	41%
Wheat Soya Blend	0	25	-
Micronutrient Powder	4	0	0%
Iodised Salt	50	9	17%
Vegetable Oil	247	76	31%
Lentils	501	26	5%
Peas	0	23	-
Split Peas	0	185	-
No one suffers from malnutrition			
Strategic Outcome: Strategic Outcome 03			
Wheat	69	30	43%
Corn Soya Blend	109	17	16%
Ready To Use Supplementary Food	215	65	30%
Vegetable Oil	21	5	24%
Lentils	17	0	0%
Split Peas	0	12	-
Food systems are sustainable			
Strategic Outcome: Strategic Outcome 04			
Rice	0	11	-
Wheat	675	564	84%
Dried Fruits	0	5	-
Iodised Salt	7	5	71%
Vegetable Oil	41	34	84%
Lentils	54	1	2%
Peas	0	18	-
Split Peas	0	20	-

## Annual Cash Based Transfer and Commodity Voucher

Modality	Planned Distribution (CBT)	Actual Distribution (CBT)	% Actual vs. Planned
Everyone has access to food			



Modality	Planned Distribution (CBT)	Actual Distribution (CBT)	% Actual vs. Planned
Cash	6,850,140	6,284,644	92%
Cash	3,146,400	2,756,437	88%
Food systems are sustainable			
Cash	1,697,850	1,155,624	68%
No one suffers from malnutrition			
Cash	94,270	0	0%

## Strategic Outcome and Output Results

Strategic Outcome 01	Crisis-affected people in targeted areas, including refugees, are able to meet basic food and nutrition needs during and in the aftermath of crises	- Crisis Response - Nutrition Sensitive						
Activity 01	Provide an integrated assistance package to refugees, including food assistance (conditional and/or unconditional), school meals, and specialized nutritious food to children and PLW/Gs for malnutrition prevention and treatment.	Beneficiary Group	Activity Tag		Planned	Actual		
Output A	Crisis-affected children attending school receive timely and adequate school meals in order to meet their food requirements							
Output A	Crisis-affected beneficiaries receive timely and adequate food assistance (food or cash-based) in order to meet their food and nutrition requirements							
Output A, B	Crisis-affected children and PLW/Gs receive adequate and timely specialized nutritious food in order to prevent and treat MAM							
Output A	Crisis-affected beneficiaries receive timely and adequate conditional food assistance for assets or trainings (food or cash-based) in order to meet their food requirements while improving their livelihoods and social cohesion							
A.1	<b>Beneficiaries receiving food transfers</b>	All	General Distribution	Female Male <b>Total</b>	30,085 24,915 55,000	29,589 24,504 54,093		
			Food assistance for asset	Female Male <b>Total</b>	30,085 24,915 55,000			
		Pregnant and lactating women	Treatment of moderate acute malnutrition	Female Male <b>Total</b>	792 0 792	411 0 411		
			Prevention of acute malnutrition	Female Male <b>Total</b>	2,200 0 2,200	1,496 0 1,496		
		Students (primary schools)	School feeding (on-site)	Female Male <b>Total</b>	2,460 2,540 5,000	2,188 2,259 4,447		
		Children	Treatment of moderate acute malnutrition	Female Male <b>Total</b>	1,527 1,491 3,018	1,327 1,222 2,549		
			Prevention of acute malnutrition	Female Male <b>Total</b>	1,754 1,546 3,300	1,601 1,639 3,240		

A.1	<b>Beneficiaries receiving cash-based transfers</b>	All	General Distribution	Female Male <b>Total</b>	30,085 24,915 55,000	30,272 25,071 55,343		
			Food assistance for asset	Female Male <b>Total</b>	30,085 24,915 55,000			
A.2	<b>Food transfers</b>			<b>MT</b>	4,799	3,411		
A.3	<b>Cash-based transfers</b>			<b>US\$</b>	6,850,140	6,284,644		
A.1	<b>Number of women, men, boys and girls receiving food/cash-based transfers/commodity vouchers/capacity strengthening transfers</b>							
	Number of beneficiaries reached as a result of WFP's contribution to the social protection system		Treatment of moderate acute malnutrition	<b>individual</b>	3,810	2,960		
			Prevention of acute malnutrition	<b>individual</b>	5,500	4,736		
			General Distribution	<b>individual</b>	55,000	55,343		
			School feeding (on-site)	<b>individual</b>	5,000	4,447		
A.6	<b>Number of institutional sites assisted</b>							
	Number of primary schools assisted by WFP		School feeding (on-site)	<b>school</b>	6	6		
B.1	<b>Quantity of fortified food provided</b>							
	Quantity of fortified food provided		Treatment of moderate acute malnutrition	<b>Mt</b>	54	42		
			Prevention of acute malnutrition	<b>Mt</b>	198	170		
<b>Outcome results</b>				<b>Baseline</b>	<b>End-CSP Target</b>	<b>2019 Target</b>	<b>2019 Follow-up value</b>	<b>2018 Follow-up value</b>
Refugees; Bassikounou / Camp de Mbera; Cash, Food								
<b>Food Consumption Score – Nutrition</b>								
Percentage of households that consumed Hem Iron rich food daily (in the last 7 days)	Act 01: Provide an integrated assistance package to refugees, including food assistance (conditional and/or unconditional), school meals, and specialized nutritious food to children and PLW/Gs for malnutrition prevention and treatment.	General Distribution	<b>Female</b> <b>Male</b> <b>Overall</b>	36.90 39.50 38.20	>38.90 >41.50 >40.20	>36.90 >39.50 >38.20	38 40.60 39.30	

Percentage of households that consumed Protein rich food daily (in the last 7 days)	Act 01: Provide an integrated assistance package to refugees, including food assistance (conditional and/or unconditional), school meals, and specialized nutritious food to children and PLW/Gs for malnutrition prevention and treatment.	General Distribution	<b>Female</b> <b>Male</b> <b>Overall</b>	62 67.70 64.80	>64 >69.70 >66.80	>62 >67.70 >64.80	63.10 68.80 65.90
Percentage of households that consumed Vit A rich food daily (in the last 7 days)	Act 01: Provide an integrated assistance package to refugees, including food assistance (conditional and/or unconditional), school meals, and specialized nutritious food to children and PLW/Gs for malnutrition prevention and treatment.	General Distribution	<b>Female</b> <b>Male</b> <b>Overall</b>	28.80 37.80 33.30	>30.80 >39.80 >35.30	>28.80 >37.80 >33.30	29.90 38.90 34.40
Percentage of households that never consumed Hem Iron rich food (in the last 7 days)	Act 01: Provide an integrated assistance package to refugees, including food assistance (conditional and/or unconditional), school meals, and specialized nutritious food to children and PLW/Gs for malnutrition prevention and treatment.	General Distribution	<b>Female</b> <b>Male</b> <b>Overall</b>	26.20 20.80 23.50	<24.20 <18.80 <21.50	<26.20 <20.80 <23.50	24.10 18.70 21.40
Percentage of households that never consumed Protein rich food (in the last 7 days)	Act 01: Provide an integrated assistance package to refugees, including food assistance (conditional and/or unconditional), school meals, and specialized nutritious food to children and PLW/Gs for malnutrition prevention and treatment.	General Distribution	<b>Female</b> <b>Male</b> <b>Overall</b>	16.30 10.20 13.30	<14.30 <8.20 <11.30	<16.30 <10.20 <13.30	14.20 8.10 11.20
Percentage of households that never consumed Vit A rich food (in the last 7 days)	Act 01: Provide an integrated assistance package to refugees, including food assistance (conditional and/or unconditional), school meals, and specialized nutritious food to children and PLW/Gs for malnutrition prevention and treatment.	General Distribution	<b>Female</b> <b>Male</b> <b>Overall</b>	26.20 26.80 23.50	<24.20 <24.80 <21.50	<26.20 <26.80 <23.50	22.10 16.80 19.40
Percentage of households that sometimes consumed Hem Iron rich food (in the last 7 days)	Act 01: Provide an integrated assistance package to refugees, including food assistance (conditional and/or unconditional), school meals, and specialized nutritious food to children and PLW/Gs for malnutrition prevention and treatment.	General Distribution	<b>Female</b> <b>Male</b> <b>Overall</b>	37 39.70 38.30	<35 <37.70 <36.30	<37 <39.70 <38.30	38 40.70 39.30

Percentage of households that sometimes consumed Protein rich food (in the last 7 days)	Act 01: Provide an integrated assistance package to refugees, including food assistance (conditional and/or unconditional), school meals, and specialized nutritious food to children and PLW/Gs for malnutrition prevention and treatment.	General Distribution	<b>Female</b> <b>Male</b> <b>Overall</b>	21.70 22.10 21.90	<19.70 <20.10 <19.90	<21.70 <22.10 <21.90	22.70 23.10 22.90
Percentage of households that sometimes consumed Vit A rich food (in the last 7 days)	Act 01: Provide an integrated assistance package to refugees, including food assistance (conditional and/or unconditional), school meals, and specialized nutritious food to children and PLW/Gs for malnutrition prevention and treatment.	General Distribution	<b>Female</b> <b>Male</b> <b>Overall</b>	47 43.30 45.20	<45 <41.30 <43.20	<47 <43.30 <45.20	48 44.30 46.20
<b>Refugees; Bassikounou / Camp de Mbera; Food</b>							
<b>Enrolment rate</b>							
	Act 01: Provide an integrated assistance package to refugees, including food assistance (conditional and/or unconditional), school meals, and specialized nutritious food to children and PLW/Gs for malnutrition prevention and treatment.	School feeding (on-site)	<b>Female</b> <b>Male</b> <b>Overall</b>	0 0 0	≥5 ≥5 ≥5	≥3 ≥3 ≥3	10.20 10.72 10.70
<b>Attendance rate (new)</b>							
	Act 01: Provide an integrated assistance package to refugees, including food assistance (conditional and/or unconditional), school meals, and specialized nutritious food to children and PLW/Gs for malnutrition prevention and treatment.	School feeding (on-site)	<b>Female</b> <b>Male</b> <b>Overall</b>	96 95 96	≥98 ≥97 ≥98	≥96 ≥95 ≥96	97 97 97
<b>Gender ratio</b>							
	Act 01: Provide an integrated assistance package to refugees, including food assistance (conditional and/or unconditional), school meals, and specialized nutritious food to children and PLW/Gs for malnutrition prevention and treatment.	School feeding (on-site)	<b>Overall</b>	0	=1	=1	1.07
<b>Proportion of children 6--23 months of age who receive a minimum acceptable diet</b>							
	Act 01: Provide an integrated assistance package to refugees, including food assistance (conditional and/or unconditional), school meals, and specialized nutritious food to children and PLW/Gs for malnutrition prevention and treatment.	Prevention of acute malnutrition	<b>Female</b> <b>Male</b> <b>Overall</b>	2.60 3.20 2.70	>5.20 >6.40 >5.40	>2.60 >3.20 >2.70	3.10 6.80 5.10
<b>Minimum Dietary Diversity – Women</b>							

	Act 01: Provide an integrated assistance package to refugees, including food assistance (conditional and/or unconditional), school meals, and specialized nutritious food to children and PLW/Gs for malnutrition prevention and treatment.	Prevention of acute malnutrition	<b>Overall</b>	15.40	>20	>15.50	18.80
<b>Retention rate / Drop-out rate (new)</b>							
Drop-out rate	Act 01: Provide an integrated assistance package to refugees, including food assistance (conditional and/or unconditional), school meals, and specialized nutritious food to children and PLW/Gs for malnutrition prevention and treatment.	School feeding (on-site)	<b>Female</b> <b>Male</b> <b>Overall</b>	0 0 0	=0 =0 =0	=0 =0 =0	0 0 0
Retention rate	Act 01: Provide an integrated assistance package to refugees, including food assistance (conditional and/or unconditional), school meals, and specialized nutritious food to children and PLW/Gs for malnutrition prevention and treatment.	School feeding (on-site)	<b>Female</b> <b>Male</b> <b>Overall</b>	100 100 100	=100 =100 =100	=100 =100 =100	100 100 100
Refugees; Bassikounou; Cash, Food							
<b>Food Consumption Score</b>							
Percentage of households with Acceptable Food Consumption Score	Act 01: Provide an integrated assistance package to refugees, including food assistance (conditional and/or unconditional), school meals, and specialized nutritious food to children and PLW/Gs for malnutrition prevention and treatment.	General Distribution	<b>Female</b> <b>Male</b> <b>Overall</b>	73 84 78	≥75 ≥86 ≥80	≥73 ≥84 ≥78	68 73 70
Percentage of households with Borderline Food Consumption Score	Act 01: Provide an integrated assistance package to refugees, including food assistance (conditional and/or unconditional), school meals, and specialized nutritious food to children and PLW/Gs for malnutrition prevention and treatment.	General Distribution	<b>Female</b> <b>Male</b> <b>Overall</b>	15 8 12	<13 <6 <10	<15 <8 <12	15 15 15
Percentage of households with Poor Food Consumption Score	Act 01: Provide an integrated assistance package to refugees, including food assistance (conditional and/or unconditional), school meals, and specialized nutritious food to children and PLW/Gs for malnutrition prevention and treatment.	General Distribution	<b>Female</b> <b>Male</b> <b>Overall</b>	12 8 10	<10 <6 <8	<12 <8 <10	18 12 15
<b>Proportion of eligible population that participates in programme (coverage)</b>							



	Act 01: Provide an integrated assistance package to refugees, including food assistance (conditional and/or unconditional), school meals, and specialized nutritious food to children and PLW/Gs for malnutrition prevention and treatment.	General Distribution	<b>Female</b> <b>Male</b> <b>Overall</b>	100 100 100	=100 =100 =100	=100 =100 =100	100 100 100
<b>Consumption-based Coping Strategy Index (Average)</b>							
	Act 01: Provide an integrated assistance package to refugees, including food assistance (conditional and/or unconditional), school meals, and specialized nutritious food to children and PLW/Gs for malnutrition prevention and treatment.	General Distribution	<b>Female</b> <b>Male</b> <b>Overall</b>	11.50 11.10 11.30	<9 <9 <9	<11 <11 <11	18 15 17
<b>Livelihood-based Coping Strategy Index (Percentage of households using coping strategies)</b>							
Percentage of households not using livelihood based coping strategies	Act 01: Provide an integrated assistance package to refugees, including food assistance (conditional and/or unconditional), school meals, and specialized nutritious food to children and PLW/Gs for malnutrition prevention and treatment.	General Distribution	<b>Female</b> <b>Male</b> <b>Overall</b>	25 32 28	≥27 ≥34 ≥30	≥25 ≥32 ≥28	10 22 16
Percentage of households using crisis coping strategies	Act 01: Provide an integrated assistance package to refugees, including food assistance (conditional and/or unconditional), school meals, and specialized nutritious food to children and PLW/Gs for malnutrition prevention and treatment.	General Distribution	<b>Female</b> <b>Male</b> <b>Overall</b>	19 10 15	<17 <8 <13	<19 <10 <15	13 13 13
Percentage of households using emergency coping strategies	Act 01: Provide an integrated assistance package to refugees, including food assistance (conditional and/or unconditional), school meals, and specialized nutritious food to children and PLW/Gs for malnutrition prevention and treatment.	General Distribution	<b>Female</b> <b>Male</b> <b>Overall</b>	20 28 23	<18 <26 <21	<20 <28 <23	20 18 19
Percentage of households using stress coping strategies	Act 01: Provide an integrated assistance package to refugees, including food assistance (conditional and/or unconditional), school meals, and specialized nutritious food to children and PLW/Gs for malnutrition prevention and treatment.	General Distribution	<b>Female</b> <b>Male</b> <b>Overall</b>	37 31 34	≤35 ≤29 ≤32	≤37 ≤31 ≤34	56 47 52
Refugees; Bassikounou; Food							
<b>MAM Treatment Recovery rate</b>							

	Act 01: Provide an integrated assistance package to refugees, including food assistance (conditional and/or unconditional), school meals, and specialized nutritious food to children and PLW/Gs for malnutrition prevention and treatment.	Treatment of moderate acute malnutrition	<b>Female</b>	97.80	≥100	≥97.80	99.90
			<b>Male</b>	98.60	≥100	≥98.60	99.50
			<b>Overall</b>	98.30	≥100	≥98.30	99.70
<b>MAM Treatment Mortality rate</b>							
	Act 01: Provide an integrated assistance package to refugees, including food assistance (conditional and/or unconditional), school meals, and specialized nutritious food to children and PLW/Gs for malnutrition prevention and treatment.	Treatment of moderate acute malnutrition	<b>Female</b>	0	=0	=0	0
			<b>Male</b>	0	=0	=0	0
			<b>Overall</b>	0	=0	=0	0
<b>MAM Treatment Non-response rate</b>							
	Act 01: Provide an integrated assistance package to refugees, including food assistance (conditional and/or unconditional), school meals, and specialized nutritious food to children and PLW/Gs for malnutrition prevention and treatment.	Treatment of moderate acute malnutrition	<b>Female</b>	0.45	<0.15	<0.45	0.12
			<b>Male</b>	0.84	<0.15	<0.84	0.25
			<b>Overall</b>	0.63	<0.15	<0.63	0.18
<b>MAM Treatment Default rate</b>							
	Act 01: Provide an integrated assistance package to refugees, including food assistance (conditional and/or unconditional), school meals, and specialized nutritious food to children and PLW/Gs for malnutrition prevention and treatment.	Treatment of moderate acute malnutrition	<b>Female</b>	0.90	<0.15	<0.90	0
			<b>Male</b>	0.10	<0.10	<0.10	0.25
			<b>Overall</b>	0.50	<0.15	<0.50	0.12

<b>Strategic Outcome 02</b>	<b>Food-insecure populations in targeted regions, including school-age children, have access to adequate and nutritious food all year</b>	<b>- Nutrition Sensitive - Resilience Building</b>						
Activity 02	Provide seasonal food assistance to food insecure Mauritanian populations, integrating complementary specialized nutritious food for children (aged 6-23 months) as well as PLW/Gs.	Beneficiary Group	Activity Tag		Planned	Actual		
Output A	Targeted beneficiaries receive timely and adequate food assistance (food and cash based) in order to meet their food and nutrition requirements							
Output B	Targeted children aged 6 to 23 months and PLW/Gs receive adequate and timely specialized nutritious food integrated to food assistance in order to prevent malnutrition							

A.1	<b>Beneficiaries receiving food transfers</b>	Children	Prevention of acute malnutrition	Female Male <b>Total</b>	3,491 3,409 6,900	1,490 1,785 3,275		
		All	General Distribution	Female Male <b>Total</b>	22,998 23,002 46,000	12,577 12,458 25,035		
		Pregnant and lactating women	Prevention of acute malnutrition	Female Male <b>Total</b>	4,600 0 4,600	2,946 0 2,946		
A.1	<b>Beneficiaries receiving cash-based transfers</b>	All	General Distribution	Female Male <b>Total</b>	34,500 34,500 69,000	48,751 48,286 97,037		
A.2	<b>Food transfers</b>			<b>MT</b>	2,429	80		
A.3	<b>Cash-based transfers</b>			<b>US\$</b>	3,146,400	2,756,438		
A.1	<b>Number of women, men, boys and girls receiving food/cash-based transfers/commodity vouchers/capacity strengthening transfers</b>							
	Number of beneficiaries reached as a result of WFP's contribution to the social protection system		Prevention of acute malnutrition	<b>individual</b>	11,500	6,221		
			General Distribution	<b>individual</b>	69,000	97,037		
B.1	<b>Quantity of fortified food provided</b>							
	Quantity of fortified food provided		Prevention of acute malnutrition	<b>Mt</b>	193	105		
Activity 03	Provide school meals to vulnerable Mauritanian children during the school year, in a way that relies on and stimulates local production (home-grown school feeding).	Beneficiary Group	Activity Tag		Planned	Actual		
Output A, N*	Children attending school receive timely and adequate school meals in order to meet their food requirements and support school attendance							
A.1	<b>Beneficiaries receiving food transfers</b>	Students (primary schools)	School feeding (on-site)	Female Male <b>Total</b>	23,283 23,283 46,566	23,755 23,715 47,470		
A.2	<b>Food transfers</b>			<b>MT</b>	2,427	1,444		
A.1	<b>Number of women, men, boys and girls receiving food/cash-based transfers/commodity vouchers/capacity strengthening transfers</b>							
	Number of beneficiaries reached as a result of WFP's contribution to the social protection system		School feeding (on-site)	<b>individual</b>	46,566	47,470		

A.6	<b>Number of institutional sites assisted</b>							
	Number of primary schools assisted by WFP		School feeding (on-site)	<b>school</b>	350	285		
N*.1	<b>Feeding days as percentage of total school days</b>							
	Feeding days as percentage of total school days		School feeding (on-site)	<b>%</b>	100	120		
<b>Outcome results</b>				<b>Baseline</b>	<b>End-CSP Target</b>	<b>2019 Target</b>	<b>2019 Follow-up value</b>	<b>2018 Follow-up value</b>
Children; Mauritania; Food								
<b>Enrolment rate</b>								
	Act 03: Provide school meals to vulnerable Mauritanian children during the school year, in a way that relies on and stimulates local production (home-grown school feeding).	School feeding (on-site)	<b>Female</b>	0	≥6	≥6	0	
			<b>Male</b>	0	≥6	≥6	0	
			<b>Overall</b>	0	≥6	≥6	0	
<b>Attendance rate (new)</b>								
	Act 03: Provide school meals to vulnerable Mauritanian children during the school year, in a way that relies on and stimulates local production (home-grown school feeding).	School feeding (on-site)	<b>Female</b>	93	≥99	>93	97	
			<b>Male</b>	92	≥99	>92	97	
			<b>Overall</b>	92	≥99	>92	97	
<b>Gender ratio</b>								
	Act 03: Provide school meals to vulnerable Mauritanian children during the school year, in a way that relies on and stimulates local production (home-grown school feeding).	School feeding (on-site)	<b>Overall</b>	1	=1	=1	1	
<b>Retention rate / Drop-out rate (new)</b>								
Drop-out rate	Act 03: Provide school meals to vulnerable Mauritanian children during the school year, in a way that relies on and stimulates local production (home-grown school feeding).	School feeding (on-site)	<b>Female</b>	0	=0	=0	2.30	
			<b>Male</b>	0	=0	=0	2.30	
			<b>Overall</b>	0	=0	=0	2.30	
Retention rate	Act 03: Provide school meals to vulnerable Mauritanian children during the school year, in a way that relies on and stimulates local production (home-grown school feeding).	School feeding (on-site)	<b>Female</b>	100	=100	=100	97.70	
			<b>Male</b>	100	=100	=100	97.70	
			<b>Overall</b>	100	=100	=100	97.70	
local population; Mauritania; Cash, Food								
<b>Food Consumption Score – Nutrition</b>								

Percentage of households that consumed Hem Iron rich food daily (in the last 7 days)	Act 02: Provide seasonal food assistance to food insecure Mauritanian populations, integrating complementary specialized nutritious food for children (aged 6-23 months) as well as PLW/Gs.	General Distribution	<b>Female</b> <b>Male</b> <b>Overall</b>	6 12 10	>7 >12 >10	>6 >12 >10	5 10 8
Percentage of households that consumed Protein rich food daily (in the last 7 days)	Act 02: Provide seasonal food assistance to food insecure Mauritanian populations, integrating complementary specialized nutritious food for children (aged 6-23 months) as well as PLW/Gs.	General Distribution	<b>Female</b> <b>Male</b> <b>Overall</b>	40 45 43	>55 >55 >55	>40 >45 >43	48 53 51
Percentage of households that consumed Vit A rich food daily (in the last 7 days)	Act 02: Provide seasonal food assistance to food insecure Mauritanian populations, integrating complementary specialized nutritious food for children (aged 6-23 months) as well as PLW/Gs.	General Distribution	<b>Female</b> <b>Male</b> <b>Overall</b>	11 12 12	>35 >35 >35	>11 >21 >12	28 31 30
Percentage of households that never consumed Hem Iron rich food (in the last 7 days)	Act 02: Provide seasonal food assistance to food insecure Mauritanian populations, integrating complementary specialized nutritious food for children (aged 6-23 months) as well as PLW/Gs.	General Distribution	<b>Female</b> <b>Male</b> <b>Overall</b>	38 30 33	=0 =0 =0	<38 <30 <33	41 33 36
Percentage of households that never consumed Protein rich food (in the last 7 days)	Act 02: Provide seasonal food assistance to food insecure Mauritanian populations, integrating complementary specialized nutritious food for children (aged 6-23 months) as well as PLW/Gs.	General Distribution	<b>Female</b> <b>Male</b> <b>Overall</b>	14 11 12	=0 =0 =0	<14 <11 <12	15 12 13
Percentage of households that never consumed Vit A rich food (in the last 7 days)	Act 02: Provide seasonal food assistance to food insecure Mauritanian populations, integrating complementary specialized nutritious food for children (aged 6-23 months) as well as PLW/Gs.	General Distribution	<b>Female</b> <b>Male</b> <b>Overall</b>	42 36 39	=0 =0 =0	<42 <36 <39	29 15 27
Percentage of households that sometimes consumed Hem Iron rich food (in the last 7 days)	Act 02: Provide seasonal food assistance to food insecure Mauritanian populations, integrating complementary specialized nutritious food for children (aged 6-23 months) as well as PLW/Gs.	General Distribution	<b>Female</b> <b>Male</b> <b>Overall</b>	56 58 58	>60 >60 >60	>56 >58 >58	54 58 56

Percentage of households that sometimes consumed Protein rich food (in the last 7 days)	Act 02: Provide seasonal food assistance to food insecure Mauritanian populations, integrating complementary specialized nutritious food for children (aged 6-23 months) as well as PLW/Gs.	General Distribution	<b>Female</b> <b>Male</b> <b>Overall</b>	46 44 45	>40 >40 >40	>46 >44 >45	37 35 36
Percentage of households that sometimes consumed Vit A rich food (in the last 7 days)	Act 02: Provide seasonal food assistance to food insecure Mauritanian populations, integrating complementary specialized nutritious food for children (aged 6-23 months) as well as PLW/Gs.	General Distribution	<b>Female</b> <b>Male</b> <b>Overall</b>	47 43 49	>50 >50 >50	>44 >44 >44	44 44 44

very poor households; Mauritania; Cash, Food

#### Food Consumption Score

Percentage of households with Acceptable Food Consumption Score	Act 02: Provide seasonal food assistance to food insecure Mauritanian populations, integrating complementary specialized nutritious food for children (aged 6-23 months) as well as PLW/Gs.	General Distribution	<b>Female</b> <b>Male</b> <b>Overall</b>	46 62 56	≥50 ≥66 ≥59	≥46 ≥62 ≥56	81 74 79
Percentage of households with Borderline Food Consumption Score	Act 02: Provide seasonal food assistance to food insecure Mauritanian populations, integrating complementary specialized nutritious food for children (aged 6-23 months) as well as PLW/Gs.	General Distribution	<b>Female</b> <b>Male</b> <b>Overall</b>	37 28 32	<35 <26 <30	<37 <28 <32	15 20 17
Percentage of households with Poor Food Consumption Score	Act 02: Provide seasonal food assistance to food insecure Mauritanian populations, integrating complementary specialized nutritious food for children (aged 6-23 months) as well as PLW/Gs.	General Distribution	<b>Female</b> <b>Male</b> <b>Overall</b>	18 10 13	<16 <8 <11	<18 <10 <13	4 6 5

vulnerable group; Mauritania; Food

#### Proportion of children 6–23 months of age who receive a minimum acceptable diet

	Act 02: Provide seasonal food assistance to food insecure Mauritanian populations, integrating complementary specialized nutritious food for children (aged 6-23 months) as well as PLW/Gs.	General Distribution	<b>Female</b> <b>Male</b> <b>Overall</b>	4 4 4	>8 >8 >8	>4 >4 >4	4 4 4
--	---	----------------------	--	-------------	----------------	----------------	-------------

vulnerable groups; Mauritania; Cash, Food

#### Livelihood-based Coping Strategy Index (Percentage of households using coping strategies)

Percentage of households not using livelihood based coping strategies	Act 02: Provide seasonal food assistance to food insecure Mauritanian populations, integrating complementary specialized nutritious food for children (aged 6-23 months) as well as PLW/Gs.	General Distribution	<b>Female</b> <b>Male</b> <b>Overall</b>	7 7 7	>15 >15 >15	>8 >7 >7	3 4 3
Percentage of households using crisis coping strategies	Act 02: Provide seasonal food assistance to food insecure Mauritanian populations, integrating complementary specialized nutritious food for children (aged 6-23 months) as well as PLW/Gs.	General Distribution	<b>Female</b> <b>Male</b> <b>Overall</b>	13 22 18	<15 <15 <15	<13 <22 <18	28 34 31
Percentage of households using emergency coping strategies	Act 02: Provide seasonal food assistance to food insecure Mauritanian populations, integrating complementary specialized nutritious food for children (aged 6-23 months) as well as PLW/Gs.	General Distribution	<b>Female</b> <b>Male</b> <b>Overall</b>	18 9 13	<10 <10 <10	<18 <9 <13	6 3 5
Percentage of households using stress coping strategies	Act 02: Provide seasonal food assistance to food insecure Mauritanian populations, integrating complementary specialized nutritious food for children (aged 6-23 months) as well as PLW/Gs.	General Distribution	<b>Female</b> <b>Male</b> <b>Overall</b>	61 63 62	≤60 ≤60 ≤60	≤61 ≤63 ≤62	63 59 61

Vulnerable groups; Mauritania; Cash, Food

#### Consumption-based Coping Strategy Index (Average)

	Act 02: Provide seasonal food assistance to food insecure Mauritanian populations, integrating complementary specialized nutritious food for children (aged 6-23 months) as well as PLW/Gs.	General Distribution	<b>Female</b> <b>Male</b> <b>Overall</b>	9 7 8	<7 <5 <6	<9 <7 <8	7 7 7
--	---	----------------------	--	-------------	----------------	----------------	-------------

vulnerable people; Mauritania; Cash, Food

#### Minimum Dietary Diversity - Women

	Act 02: Provide seasonal food assistance to food insecure Mauritanian populations, integrating complementary specialized nutritious food for children (aged 6-23 months) as well as PLW/Gs.	General Distribution	<b>Overall</b>	18	>55	>50	18
--	---	----------------------	----------------	----	-----	-----	----

**Strategic Outcome 03**

**Nutritionally vulnerable populations in targeted areas, including children and pregnant and lactating women and girls, have improved nutritional status all year**

**- Resilience Building**

Activity 04	Among food insecure Mauritanian populations, provide specialized nutritious food for MAM treatment to children aged 6-59 months and PLW/Gs, nutrition-related messaging to women and men care providers, and cash transfers to PLW/Gs attending pre/post natal care	Beneficiary Group	Activity Tag		Planned	Actual		
Output A	Targeted PLW/Gs attending pre/post-natal care receive timely and adequate CBT to improve access to pre/post-natal care services and prevent infant malnutrition							
Output A, B	Targeted children aged 6-59 months and PLW-Gs receive adequate and timely specialized nutritious food in order to treat moderate acute malnutrition							
A.1	<b>Beneficiaries receiving food transfers</b>	Children	Treatment of moderate acute malnutrition	Female Male <b>Total</b>	18,150 17,721 35,871	8,859 7,570 16,429		
		Activity supporters	Treatment of moderate acute malnutrition	Female Male <b>Total</b>	553 21 574	224 28 252		
		Pregnant and lactating women	Treatment of moderate acute malnutrition	Female Male <b>Total</b>	2,430 0 2,430	910 0 910		
A.1	<b>Beneficiaries receiving cash-based transfers</b>	Pregnant and lactating women	Treatment of moderate acute malnutrition	Female Male <b>Total</b>	1,393 0 1,393			
		Activity supporters	Treatment of moderate acute malnutrition	Female Male <b>Total</b>	651 24 675			
A.2	<b>Food transfers</b>			<b>MT</b>	431	129		
A.3	<b>Cash-based transfers</b>			<b>US\$</b>	94,270			
A.1	<b>Number of women, men, boys and girls receiving food/cash-based transfers/commodity vouchers/capacity strengthening transfers</b>							
	Number of beneficiaries reached as a result of WFP's contribution to the social protection system		Treatment of moderate acute malnutrition	<b>individual</b>	40,843	17,591		
A.6	<b>Number of institutional sites assisted</b>							



	Number of health centres/sites assisted		Treatment of moderate acute malnutrition	<b>health center</b>	250	165		
B.1	<b>Quantity of fortified food provided</b>							
	Quantity of fortified food provided		Treatment of moderate acute malnutrition	<b>Mt</b>	325	140		
<b>Outcome results</b>				<b>Baseline</b>	<b>End-CSP Target</b>	<b>2019 Target</b>	<b>2019 Follow-up value</b>	<b>2018 Follow-up value</b>
Local Population; Mauritania; Food								
<b>Proportion of eligible population that participates in programme (coverage)</b>								
	Act 04: Among food insecure Mauritanian populations, provide specialized nutritious food for MAM treatment to children aged 6-59 months and PLW/Gs, nutrition-related messaging to women and men care providers, and cash transfers to PLW/Gs attending pre/post natal care	Treatment of moderate acute malnutrition	<b>Female</b>	87	>87	>87	98	
			<b>Male</b>	72	>80	>72	95	
			<b>Overall</b>	85	>87	>85	97	
Resident; Mauritania; Food								
<b>MAM Treatment Recovery rate</b>								
	Act 04: Among food insecure Mauritanian populations, provide specialized nutritious food for MAM treatment to children aged 6-59 months and PLW/Gs, nutrition-related messaging to women and men care providers, and cash transfers to PLW/Gs attending pre/post natal care	Treatment of moderate acute malnutrition	<b>Female</b>	97.80	≥99	≥97.80	97.86	
			<b>Male</b>	98.60	≥99	≥98.60	97.73	
			<b>Overall</b>	98.30	≥99	≥98.30	97.80	
<b>MAM Treatment Mortality rate</b>								
	Act 04: Among food insecure Mauritanian populations, provide specialized nutritious food for MAM treatment to children aged 6-59 months and PLW/Gs, nutrition-related messaging to women and men care providers, and cash transfers to PLW/Gs attending pre/post natal care	Treatment of moderate acute malnutrition	<b>Female</b>	0	=0	=0	0	
			<b>Male</b>	0	=0	=0	0	
			<b>Overall</b>	0	=0	=0	0	
<b>MAM Treatment Non-response rate</b>								

	Act 04: Among food insecure Mauritanian populations, provide specialized nutritious food for MAM treatment to children aged 6-59 months and PLW/Gs, nutrition-related messaging to women and men care providers, and cash transfers to PLW/Gs attending pre/post natal care	Treatment of moderate acute malnutrition	<b>Female</b>	1.30	<1	<1.30	0
			<b>Male</b>	1.20	<1	<1.20	0
			<b>Overall</b>	1.20	<1	<1.20	0
<b>MAM Treatment Default rate</b>							
	Act 04: Among food insecure Mauritanian populations, provide specialized nutritious food for MAM treatment to children aged 6-59 months and PLW/Gs, nutrition-related messaging to women and men care providers, and cash transfers to PLW/Gs attending pre/post natal care	Treatment of moderate acute malnutrition	<b>Female</b>	0.90	<0.50	<0.90	2.14
			<b>Male</b>	0.10	<0.50	<0.10	2.27
			<b>Overall</b>	0.50	<0.50	<0.50	2.20

<b>Strategic Outcome 04</b>		<b>Food-insecure populations and communities exposed to climate shocks in targeted areas have more resilient livelihoods and sustainable food systems all year</b>						
		<b>- Nutrition Sensitive - Resilience Building</b>						
Activity 05	Provide livelihood support to food insecure and at-risk Mauritanian households, including the development or rehabilitation of natural and productive assets (including FFA), through an integrated, equitable and participatory community approach	Beneficiary Group	Activity Tag		Planned	Actual		
Output A	Targeted beneficiaries receive timely and adequate FFA with CBT or in kind transfer modality in order to meet their short-term food needs while improving their livelihoods' resilience.							
Output C	Targeted smallholders and other actors along the value chain benefit from strengthened technical capacities in order to improve livelihoods, including in relation to home-grown school feeding							
Output D	Targeted populations benefit from assets built or restored and other livelihood support interventions in order to improve their resilience to natural shocks and adaptation to climate change.							
A.1	<b>Beneficiaries receiving food transfers</b>	All	Food assistance for asset	Female	11,250	11,313		
				Male	11,250	11,312		
				<b>Total</b>	22,500	22,625		
A.1	<b>Beneficiaries receiving cash-based transfers</b>	All	Food assistance for asset	Female	26,250	12,773		
				Male	26,250	12,775		
				<b>Total</b>	52,500	25,548		
A.2	<b>Food transfers</b>			<b>MT</b>	777	658		
A.3	<b>Cash-based transfers</b>			<b>US\$</b>	1,697,850	1,155,624		
C.4*	<b>Number of people engaged in capacity strengthening initiatives facilitated by WFP to enhance national food security and nutrition stakeholder capacities (new)</b>							

	Number of government/national partner staff receiving technical assistance and training		Food assistance for asset	<b>individual</b>	20	25		
C.5*	<b>Number of capacity strengthening initiatives facilitated by WFP to enhance national food security and nutrition stakeholder capacities (new)</b>							
	Number of training sessions/workshop organized		Food assistance for asset	<b>training session</b>	2	3		
D.1	<b>Number of assets built, restored or maintained by targeted households and communities, by type and unit of measure</b>							
	Number of fish ponds constructed		Food assistance for asset	<b>Number</b>	20	20		
	Hectares (ha) of agricultural land benefiting from rehabilitated irrigation schemes (including irrigation canal repair, specific protection measures, embankments, etc)		Food assistance for asset	<b>Ha</b>	450	479		
	Hectares (ha) of gardens created		Food assistance for asset	<b>Ha</b>	5	5		
	Hectares (ha) of sand dunes established		Food assistance for asset	<b>Ha</b>	15	16		
	Volume (m3) of compost produced/prepared		Food assistance for asset	<b>m3</b>	60	60		
<b>Outcome results</b>				<b>Baseline</b>	<b>End-CSP Target</b>	<b>2019 Target</b>	<b>2019 Follow-up value</b>	<b>2018 Follow-up value</b>
Local Population; Mauritania; Cash, Food								
<b>Food Consumption Score – Nutrition</b>								
Percentage of households that consumed Hem Iron rich food daily (in the last 7 days)	Act 05: Provide livelihood support to food insecure and at-risk Mauritanian households, including the development or rehabilitation of natural and productive assets (including FFA), through an integrated, equitable and participatory community approach	Food assistance for asset	<b>Female</b> <b>Male</b> <b>Overall</b>	6 12 10	≥8 ≥14 ≥12	≥6 ≥12 ≥10	5 10 8	
Percentage of households that consumed Protein rich food daily (in the last 7 days)	Act 05: Provide livelihood support to food insecure and at-risk Mauritanian households, including the development or rehabilitation of natural and productive assets (including FFA), through an integrated, equitable and participatory community approach	Food assistance for asset	<b>Female</b> <b>Male</b> <b>Overall</b>	40 45 43	≥42 ≥47 ≥45	≥40 ≥45 ≥43	48 53 51	

Percentage of households that consumed Vit A rich food daily (in the last 7 days)	Act 05: Provide livelihood support to food insecure and at-risk Mauritanian households, including the development or rehabilitation of natural and productive assets (including FFA), through an integrated, equitable and participatory community approach	Food assistance for asset	<b>Female</b> <b>Male</b> <b>Overall</b>	11 12 12	≥13 ≥23 ≥15	≥11 ≥12 ≥12	28 31 30
Percentage of households that never consumed Hem Iron rich food (in the last 7 days)	Act 05: Provide livelihood support to food insecure and at-risk Mauritanian households, including the development or rehabilitation of natural and productive assets (including FFA), through an integrated, equitable and participatory community approach	Food assistance for asset	<b>Female</b> <b>Male</b> <b>Overall</b>	38 30 33	<36 <28 <31	<38 <30 <33	41 33 36
Percentage of households that never consumed Protein rich food (in the last 7 days)	Act 05: Provide livelihood support to food insecure and at-risk Mauritanian households, including the development or rehabilitation of natural and productive assets (including FFA), through an integrated, equitable and participatory community approach	Food assistance for asset	<b>Female</b> <b>Male</b> <b>Overall</b>	14 11 12	<12 <8 <10	<14 <11 <12	15 12 13
Percentage of households that never consumed Vit A rich food (in the last 7 days)	Act 05: Provide livelihood support to food insecure and at-risk Mauritanian households, including the development or rehabilitation of natural and productive assets (including FFA), through an integrated, equitable and participatory community approach	Food assistance for asset	<b>Female</b> <b>Male</b> <b>Overall</b>	42 36 39	<40 <34 <37	<42 <36 <39	29 25 27
Percentage of households that sometimes consumed Hem Iron rich food (in the last 7 days)	Act 05: Provide livelihood support to food insecure and at-risk Mauritanian households, including the development or rehabilitation of natural and productive assets (including FFA), through an integrated, equitable and participatory community approach	Food assistance for asset	<b>Female</b> <b>Male</b> <b>Overall</b>	56 58 58	>58 >60 >60	>56 >58 >58	54 58 56
Percentage of households that sometimes consumed Protein rich food (in the last 7 days)	Act 05: Provide livelihood support to food insecure and at-risk Mauritanian households, including the development or rehabilitation of natural and productive assets (including FFA), through an integrated, equitable and participatory community approach	Food assistance for asset	<b>Female</b> <b>Male</b> <b>Overall</b>	46 44 45	>48 >46 >47	>46 >44 >45	37 35 36

Percentage of households that sometimes consumed Vit A rich food (in the last 7 days)	Act 05: Provide livelihood support to food insecure and at-risk Mauritanian households, including the development or rehabilitation of natural and productive assets (including FFA), through an integrated, equitable and participatory community approach	Food assistance for asset	<b>Female</b> <b>Male</b> <b>Overall</b>	47 43 49	>49 >45 >51	>47 >43 >49	44 44 44
Local Population; Mauritania; Food							
<b>Livelihood-based Coping Strategy Index (Percentage of households using coping strategies)</b>							
Percentage of households not using livelihood based coping strategies	Act 05: Provide livelihood support to food insecure and at-risk Mauritanian households, including the development or rehabilitation of natural and productive assets (including FFA), through an integrated, equitable and participatory community approach	Food assistance for asset	<b>Female</b> <b>Male</b> <b>Overall</b>	38.10 26.90 32.60	>40.10 >28.90 >34.60	>38.10 >26.90 >32.60	28 29 28
Percentage of households using crisis coping strategies	Act 05: Provide livelihood support to food insecure and at-risk Mauritanian households, including the development or rehabilitation of natural and productive assets (including FFA), through an integrated, equitable and participatory community approach	Food assistance for asset	<b>Female</b> <b>Male</b> <b>Overall</b>	8.20 7.80 8	<6.20 <5.80 <6	<8.20 <7.80 <8	6 11 9
Percentage of households using emergency coping strategies	Act 05: Provide livelihood support to food insecure and at-risk Mauritanian households, including the development or rehabilitation of natural and productive assets (including FFA), through an integrated, equitable and participatory community approach	Food assistance for asset	<b>Female</b> <b>Male</b> <b>Overall</b>	22.20 17.10 19.60	<20.20 <15.10 <17.60	<22.20 <17.10 <19.60	17 18 17
Percentage of households using stress coping strategies	Act 05: Provide livelihood support to food insecure and at-risk Mauritanian households, including the development or rehabilitation of natural and productive assets (including FFA), through an integrated, equitable and participatory community approach	Food assistance for asset	<b>Female</b> <b>Male</b> <b>Overall</b>	31.40 48.20 39.80	<28.40 <46.20 <37.80	<31.40 <48.20 <39.80	50 42 46
vulnerable group; Mauritania; Cash, Food							
<b>Food Consumption Score</b>							
Percentage of households with Acceptable Food Consumption Score	Act 05: Provide livelihood support to food insecure and at-risk Mauritanian households, including the development or rehabilitation of natural and productive assets (including FFA), through an integrated, equitable and participatory community approach	Food assistance for asset	<b>Female</b> <b>Male</b> <b>Overall</b>	82.90 75.10 79.90	>84.90 >77.10 >81.90	>82.90 >75.10 >79.90	56 57 56

Percentage of households with Borderline Food Consumption Score	Act 05: Provide livelihood support to food insecure and at-risk Mauritanian households, including the development or rehabilitation of natural and productive assets (including FFA), through an integrated, equitable and participatory community approach	Food assistance for asset	<b>Female</b>	10.90	<8.90	<10.90	23
			<b>Male</b>	14.60	<12.60	<14.60	23
			<b>Overall</b>	13.50	<11.50	<13.50	23
Percentage of households with Poor Food Consumption Score	Act 05: Provide livelihood support to food insecure and at-risk Mauritanian households, including the development or rehabilitation of natural and productive assets (including FFA), through an integrated, equitable and participatory community approach	Food assistance for asset	<b>Female</b>	4.20	<2.20	<4.20	21
			<b>Male</b>	10.30	<8.30	<10.30	22
			<b>Overall</b>	6.60	<4.60	<6.60	21
<b>Consumption-based Coping Strategy Index (Average)</b>							
	Act 05: Provide livelihood support to food insecure and at-risk Mauritanian households, including the development or rehabilitation of natural and productive assets (including FFA), through an integrated, equitable and participatory community approach	Food assistance for asset	<b>Female</b>	7	<5	<7	9.70
			<b>Male</b>	7.40	<5	<7.40	11.30
			<b>Overall</b>	7.20	<5	<7.20	10.50
<b>Proportion of the population in targeted communities reporting benefits from an enhanced livelihoods asset base</b>							
	Act 05: Provide livelihood support to food insecure and at-risk Mauritanian households, including the development or rehabilitation of natural and productive assets (including FFA), through an integrated, equitable and participatory community approach	Food assistance for asset	<b>Overall</b>	0	≥65	≥50	63.90

Strategic Outcome 05	National institutions have strengthened capacities to manage food-security, nutrition and social protection policies and programmes, including an adaptive (shock-responsive) social protection system, by 2030	- Resilience Building						
Activity 06	Provide capacity strengthening support to national institutions on the design and implementation of: i) a permanent response planning scheme for food security and nutrition with consolidated early warning and coordination mechanisms, ii) a national shock-responsive, nutrition-sensitive and gender transformative safety-net system, iii) and effective preparedness and supply chains operations	Beneficiary Group	Activity Tag		Planned	Actual		
Output C	Food-insecure people benefit from strengthened government-led Adaptive Social Protection capacities and system in order to receive timely, adequate, equitable, consistent and predictable assistance from the government, WFP and partners							

C.4*	<b>Number of people engaged in capacity strengthening initiatives facilitated by WFP to enhance national food security and nutrition stakeholder capacities (new)</b>							
	Number of government/national partner staff receiving technical assistance and training		Institutional capacity strengthening activities	<b>individual</b>	50	65		
C.5*	<b>Number of capacity strengthening initiatives facilitated by WFP to enhance national food security and nutrition stakeholder capacities (new)</b>							
	Number of training sessions/workshop organized		Institutional capacity strengthening activities	<b>training session</b>	5	6		
C.7*	<b>Number of national institutions benefitting from embedded or seconded expertise as a result of WFP capacity strengthening support (new)</b>							
	Number of national institutions benefitting from embedded or seconded expertise as a result of WFP capacity strengthening support (new)		Institutional capacity strengthening activities	<b>Number</b>	3	3		
<b>Outcome results</b>				<b>Baseline</b>	<b>End-CSP Target</b>	<b>2019 Target</b>	<b>2019 Follow-up value</b>	<b>2018 Follow-up value</b>

Local Population; Mauritania

**Number of national food security and nutrition policies, programmes and system components enhanced as a result of WFP capacity strengthening (new)**

	Act 06: Provide capacity strengthening support to national institutions on the design and implementation of: i) a permanent response planning scheme for food security and nutrition with consolidated early warning and coordination mechanisms, ii) a national shock-responsive, nutrition-sensitive and gender transformative safety-net system, iii) and effective preparedness and supply chains operations	Institutional capacity strengthening activities	<b>Overall</b>	0	≥3	≥1	2	
--	--	---	----------------	---	----	----	---	--

Local Population; Mauritania; Cash, Food

**Number of people assisted by WFP, integrated into national social protection systems as a result of WFP capacity strengthening (new)**

	Act 06: Provide capacity strengthening support to national institutions on the design and implementation of: i) a permanent response planning scheme for food security and nutrition with consolidated early warning and coordination mechanisms, ii) a national shock-responsive, nutrition-sensitive and gender transformative safety-net system, iii) and effective preparedness and supply chains operations	Institutional capacity strengthening activities	<b>Overall</b>	0	=233000	=100000	97000	
--	--	---	----------------	---	---------	---------	-------	--

Strategic Outcome 06	Humanitarian and development partners have access to common services that permit them to reach and operate in targeted areas all year	- Crisis Response						
Activity 07	Provide UNHAS flight services for partners, to access areas of humanitarian interventions	Beneficiary Group	Activity Tag		Planned	Actual		
Output H	The needs of affected populations are addressed by WFP partners using timely and cost-effective services provided by WFP							
H.4	<b>Total volume of cargo transported</b>							
	Quantity (mt) of cargo transported		Humanitarian Air Service	<b>Mt</b>	12	6		
H.6	<b>Percentage of payload delivered against available capacity</b>							
	Percentage of payload delivered against available capacity		Humanitarian Air Service	<b>%</b>	55	52		
H.7	<b>Total number of passengers transported</b>							
	Number of destinations served		Humanitarian Air Service	<b>unit</b>	7	4		
	Number of passengers transported		Humanitarian Air Service	<b>individual</b>	2,400	1,673		
<b>Outcome results</b>				<b>Baseline</b>	<b>End-CSP Target</b>	<b>2019 Target</b>	<b>2019 Follow-up value</b>	<b>2018 Follow-up value</b>
Passengers; Mauritania								
<b>User satisfaction rate</b>								
	Act 07: Provide UNHAS flight services for partners, to access areas of humanitarian interventions	Humanitarian Air Service	<b>Overall</b>		85	≥95	≥90	89



## Cross-cutting Indicators

Affected populations are able to benefit from WFP programmes in a manner that ensures and promotes their safety, dignity and integrity									
Proportion of targeted people receiving assistance without safety challenges (new)									
Target group, Location, Modalities	Activity Number	Activity Tag	Female/Male/ Overall	Baseline	End-CSP Target	2019 Target	2019 Follow-up value	2018 Follow-up value	
Beneficiaries; Mauritania	Act 02: Provide seasonal food assistance to food insecure Mauritanian populations, integrating complementary specialized nutritious food for children (aged 6-23 months) as well as PLW/Gs.	General Distribution	Female	100	=100	=100	100		
			Male	100	=100	=100	100		
			Overall	100	=100	=100	100		

Targeted communities benefit from WFP programmes in a manner that does not harm the environment									
Proportion of activities for which environmental risks have been screened and, as required, mitigation actions identified									
Target group, Location, Modalities	Activity Number	Activity Tag	Female/Male/ Overall	Baseline	End-CSP Target	2019 Target	2019 Follow-up value	2018 Follow-up value	
Local Population; Mauritania; Cash, Food	Act 05: Provide livelihood support to food insecure and at-risk Mauritanian households, including the development or rehabilitation of natural and productive assets (including FFA), through an integrated, equitable and participatory community approach	Food assistance for asset	Overall	50	≥65	>50	50		

Improved gender equality and women's empowerment among WFP-assisted population									
Proportion of food assistance decision-making entity - committees, boards, teams, etc. - members who are women									
Target group, Location, Modalities	Activity Number	Activity Tag	Category	Female/Male/ Overall	Baseline	End-CSP Target	2019 Target	2019 Follow-up value	2018 Follow-up value
Local Population; Mauritania; Cash, Food	Act 02: Provide seasonal food assistance to food insecure Mauritanian populations, integrating complementary specialized nutritious food for children (aged 6-23 months) as well as PLW/Gs.	General Distribution		Overall	40	≥50	>40	50	

Proportion of households where women, men, or both women and men make decisions on the use of food/cash/vouchers, disaggregated by transfer modality									
Target group, Location, Modalities	Activity Number	Activity Tag	Category	Female/Male/ Overall	Baseline	End-CSP Target	2019 Target	2019 Follow-up value	2018 Follow-up value
Local Population; Mauritania; Cash, Food	Act 02: Provide seasonal food assistance to food insecure Mauritanian populations, integrating complementary specialized nutritious food for children (aged 6-23 months) as well as PLW/Gs.	General Distribution	Decisions made by women	Overall	40	=25	≤40	29.80	

		Decisions made by men	<b>Overall</b>	35	=25	≤35	27.50
		Decisions jointly made by women and men	<b>Overall</b>	25	=50	>25	42.70

**Affected populations are able to hold WFP and partners accountable for meeting their hunger needs in a manner that reflects their views and preferences**

<b>Proportion of assisted people informed about the programme (who is included, what people will receive, length of assistance)</b>								
<b>Target group, Location, Modalities</b>	<b>Activity Number</b>	<b>Activity Tag</b>	<b>Female/Male/Overall</b>	<b>Baseline</b>	<b>End-CSP Target</b>	<b>2019 Target</b>	<b>2019 Follow-up value</b>	<b>2018 Follow-up value</b>
Local Population; Mauritania	Act 02: Provide seasonal food assistance to food insecure Mauritanian populations, integrating complementary specialized nutritious food for children (aged 6-23 months) as well as PLW/Gs.	General Distribution	Female	<b>87</b>	>90	>87	98	
			Male	<b>85</b>	>90	>85	96	
			Overall	<b>86</b>	>90	>86	97	

<b>Proportion of project activities for which beneficiary feedback is documented, analysed and integrated into programme improvements</b>								
<b>Target group, Location, Modalities</b>	<b>Activity Number</b>	<b>Activity Tag</b>	<b>Female/Male/Overall</b>	<b>Baseline</b>	<b>End-CSP Target</b>	<b>2019 Target</b>	<b>2019 Follow-up value</b>	<b>2018 Follow-up value</b>
Beneficiaries; Mauritania			Overall	<b>15</b>	≥90	≥80	100	

**World Food Programme**

**Contact info**

Nacer Benalleg

[nacer.benalleg@wfp.org](mailto:nacer.benalleg@wfp.org)

Cover page photo © © WFP/ Francesc Galban

Children standing near WFP's car

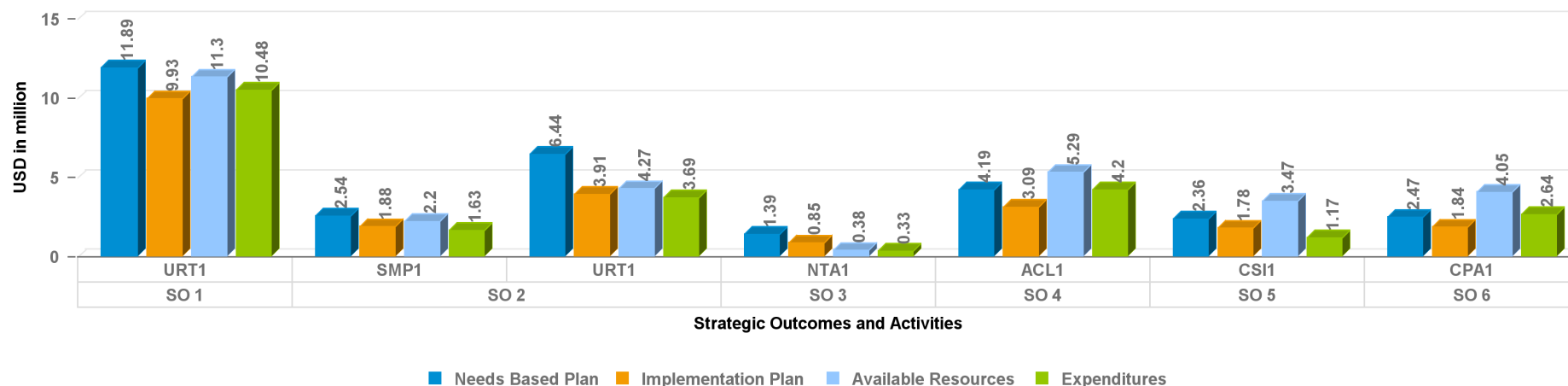
<https://www.wfp.org/countries/mauritania>

# Annual Country Report

## Mauritania Country Portfolio Budget 2019 (2019-2022)

### Annual Financial Overview for the period 1 January to 31 December 2019 (Amount in USD)

#### Annual CPB Overview



Code	Strategic Outcome
SO 1	Crisis-affected people in targeted areas, including refugees, are able to meet basic food and nutrition needs during and in the aftermath of crises
SO 2	Food-insecure populations in targeted regions, including school-age children, have access to adequate and nutritious food all year
SO 3	Nutritionally vulnerable populations in targeted areas, including children and pregnant and lactating women and girls, have improved nutritional status all year
SO 4	Food-insecure populations and communities exposed to climate shocks in targeted areas have more resilient livelihoods and sustainable food systems all year
SO 5	National institutions have strengthened capacities to manage food-security, nutrition and social protection policies and programmes, including an adaptive (shock-responsive) social protection system, by 2030
SO 6	Humanitarian and development partners have access to common services that permit them to reach and operate in targeted areas all year

Code	Country Activity Long Description
ACL1	Provide livelihood support to food insecure and at-risk Mauritanian households, including the development or rehabilitation of natural and productive assets (including FFA), through an integrated, equitable and participatory community approach
CPA1	Provide UNHAS flight services for partners, to access areas of humanitarian interventions
CSI1	Provide capacity strengthening support to national institutions on the design and implementation of: i) a permanent response planning scheme for food security and nutrition with consolidated early warning and coordination mechanisms, ii) a national shock-responsive, nutrition-sensitive and gender transformative safety-net system, iii) and effective preparedness and supply chains operations
NTA1	Among food insecure Mauritanian populations, provide specialized nutritious food for MAM treatment to children aged 6-59 months and PLW/Gs, nutrition-related messaging to women and men care providers, and cash transfers to PLW/Gs attending pre/post natal care
SMP1	Provide school meals to vulnerable Mauritanian children during the school year, in a way that relies on and stimulates local production (home-grown school feeding).
URT1	Provide an integrated assistance package to refugees, including food assistance (conditional and/or unconditional), school meals, and specialized nutritious food to children and PLW/Gs for malnutrition prevention and treatment.
URT1	Provide seasonal food assistance to food insecure Mauritanian populations, integrating complementary specialized nutritious food for children (aged 6-23 months) as well as PLW/Gs.

# Annual Country Report

## Mauritania Country Portfolio Budget 2019 (2019-2022)

### Annual Financial Overview for the period 1 January to 31 December 2019 (Amount in USD)

Strategic Result	Strategic Outcome	Activity	Needs Based Plan	Implementation Plan	Available Resources	Expenditures
1	Crisis-affected people in targeted areas, including refugees, are able to meet basic food and nutrition needs during and in the aftermath of crises	Provide an integrated assistance package to refugees, including food assistance (conditional and/or unconditional), school meals, and specialized nutritious food to children and PLW/Gs for malnutrition prevention and treatment.	11,886,742	9,933,858	11,302,829	10,478,619
		Non Activity Specific	0	0	512	0
	Food-insecure populations in targeted regions, including school-age children, have access to adequate and nutritious food all year	Provide school meals to vulnerable Mauritanian children during the school year, in a way that relies on and stimulates local production (home-grown school feeding).	2,541,215	1,876,283	2,204,900	1,632,682
		Provide seasonal food assistance to food insecure Mauritanian populations, integrating complementary specialized nutritious food for children (aged 6-23 months) as well as PLW/Gs.	6,439,273	3,913,098	4,273,758	3,691,599
		Non Activity Specific	0	0	238	0
		<b>Subtotal Strategic Result 1. Everyone has access to food (SDG Target 2.1)</b>	<b>20,867,230</b>	<b>15,723,239</b>	<b>17,782,237</b>	<b>15,802,900</b>

This computer generated report is certified by the Chief of Contribution Accounting and Donor Financial Reporting Branch (RMFC)

# Annual Country Report

## Mauritania Country Portfolio Budget 2019 (2019-2022)

### Annual Financial Overview for the period 1 January to 31 December 2019 (Amount in USD)


Strategic Result	Strategic Outcome	Activity	Needs Based Plan	Implementation Plan	Available Resources	Expenditures
2	Nutritionally vulnerable populations in targeted areas, including children and pregnant and lactating women and girls, have improved nutritional status all year	Among food insecure Mauritanian populations, provide specialized nutritious food for MAM treatment to children aged 6-59 months and PLW/Gs, nutrition-related messaging to women and men care providers, and cash transfers to PLW/Gs attending pre/post natal care	1,387,597	848,584	381,947	331,536
<b>Subtotal Strategic Result 2. No one suffers from malnutrition (SDG Target 2.2)</b>			<b>1,387,597</b>	<b>848,584</b>	<b>381,947</b>	<b>331,536</b>
4	Food-insecure populations and communities exposed to climate shocks in targeted areas have more resilient livelihoods and sustainable food systems all year	Provide livelihood support to food insecure and at-risk Mauritanian households, including the development or rehabilitation of natural and productive assets (including FFA), through an integrated, equitable and participatory community approach	4,186,509	3,092,521	5,294,871	4,196,104
		Non Activity Specific	0	0	13,852	0
<b>Subtotal Strategic Result 4. Food systems are sustainable (SDG Target 2.4)</b>			<b>4,186,509</b>	<b>3,092,521</b>	<b>5,308,724</b>	<b>4,196,104</b>

# Annual Country Report

## Mauritania Country Portfolio Budget 2019 (2019-2022)

### Annual Financial Overview for the period 1 January to 31 December 2019 (Amount in USD)

Strategic Result	Strategic Outcome	Activity	Needs Based Plan	Implementation Plan	Available Resources	Expenditures
5	National institutions have strengthened capacities to manage food-security, nutrition and social protection policies and programmes, including an adaptive (shock-responsive) social protection system, by 2030	Provide capacity strengthening support to national institutions on the design and implementation of: i) a permanent response planning scheme for food security and nutrition with consolidated early warning and coordination mechanisms, ii) a national shock-responsive, nutrition-sensitive and gender transformative safety-net system, iii) and effective preparedness and supply chains operations	2,358,878	1,778,928	3,470,320	1,165,242
<b>Subtotal Strategic Result 5. Countries have strengthened capacity to implement the SDGs (SDG Target 17.9)</b>			<b>2,358,878</b>	<b>1,778,928</b>	<b>3,470,320</b>	<b>1,165,242</b>
8	Humanitarian and development partners have access to common services that permit them to reach and operate in targeted areas all year	Provide UNHAS flight services for partners, to access areas of humanitarian interventions	2,468,247	1,841,034	4,045,229	2,638,732
<b>Subtotal Strategic Result 8. Sharing of knowledge, expertise and technology strengthen global partnership support to country efforts to achieve the SDGs (SDG Target 17.16)</b>			<b>2,468,247</b>	<b>1,841,034</b>	<b>4,045,229</b>	<b>2,638,732</b>
	Non SO Specific	Non Activity Specific	0	0	679,652	0
<b>Subtotal Strategic Result</b>			<b>0</b>	<b>0</b>	<b>679,652</b>	<b>0</b>
<b>Total Direct Operational Cost</b>			<b>31,268,461</b>	<b>23,284,306</b>	<b>31,668,108</b>	<b>24,134,514</b>
<b>Direct Support Cost (DSC)</b>			<b>2,390,551</b>	<b>2,000,000</b>	<b>2,684,645</b>	<b>1,909,217</b>
<b>Total Direct Costs</b>			<b>33,659,012</b>	<b>25,284,306</b>	<b>34,352,753</b>	<b>26,043,732</b>
<b>Indirect Support Cost (ISC)</b>			<b>2,187,836</b>	<b>1,643,480</b>	<b>1,656,730</b>	<b>1,656,730</b>
<b>Grand Total</b>			<b>35,846,848</b>	<b>26,927,786</b>	<b>36,009,483</b>	<b>27,700,462</b>



Brian Ah Poe

Chief

Contribution Accounting and Donor Financial Reporting Branch

18/02/2020 16:58:55

## Columns Definition

---

### Needs Based Plan

Latest annual approved version of operational needs as of December of the reporting year. WFP's needs-based plans constitute an appeal for resources to implement operations which are designed based on needs assessments undertaken in collaboration with government counterparts and partners

### Implementation Plan

Implementation Plan as of January of the reporting period which represents original operational prioritized needs taking into account funding forecasts of available resources and operational challenges

### Available Resources

Unspent Balance of Resources carried forward, Allocated contribution in the current year, Advances and Other resources in the current year. It excludes contributions that are stipulated by donor for use in future years

### Expenditures

Monetary value of goods and services received and recorded within the reporting year

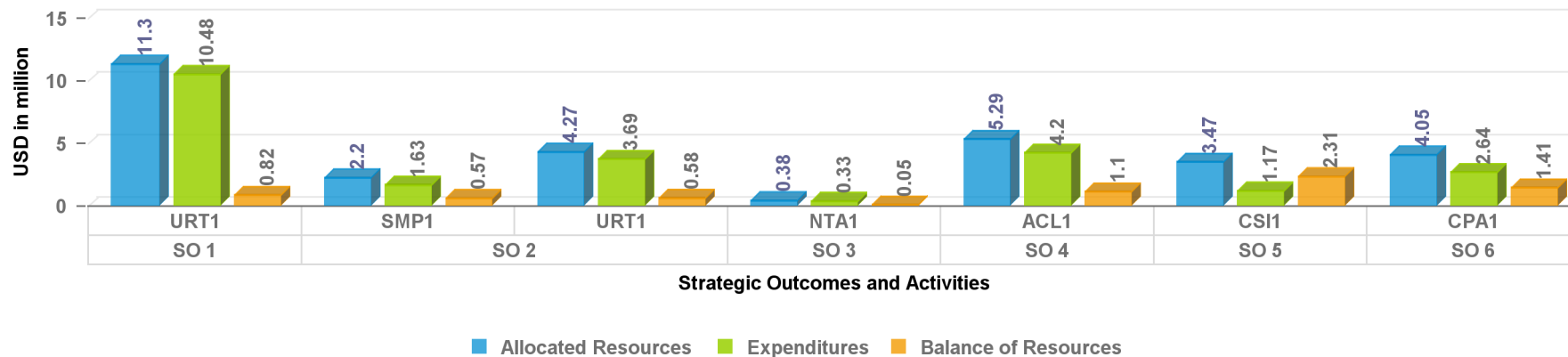


# Annual Country Report

## Mauritania Country Portfolio Budget 2019 (2019-2022)

### Cumulative Financial Overview as at 31 December 2019 (Amount in USD)

#### Cumulative CPB Overview



Code	Strategic Outcome
SO 1	Crisis-affected people in targeted areas, including refugees, are able to meet basic food and nutrition needs during and in the aftermath of crises
SO 2	Food-insecure populations in targeted regions, including school-age children, have access to adequate and nutritious food all year
SO 3	Nutritionally vulnerable populations in targeted areas, including children and pregnant and lactating women and girls, have improved nutritional status all year
SO 4	Food-insecure populations and communities exposed to climate shocks in targeted areas have more resilient livelihoods and sustainable food systems all year
SO 5	National institutions have strengthened capacities to manage food-security, nutrition and social protection policies and programmes, including an adaptive (shock-responsive) social protection system, by 2030
SO 6	Humanitarian and development partners have access to common services that permit them to reach and operate in targeted areas all year
Code	Country Activity - Long Description
ACL1	Provide livelihood support to food insecure and at-risk Mauritanian households, including the development or rehabilitation of natural and productive assets (including FFA), through an integrated, equitable and participatory community approach
CPA1	Provide UNHAS flight services for partners, to access areas of humanitarian interventions
CSI1	Provide capacity strengthening support to national institutions on the design and implementation of: i) a permanent response planning scheme for food security and nutrition with consolidated early warning and coordination mechanisms, ii) a national shock-responsive, nutrition-sensitive and gender transformative safety-net system, iii) and effective preparedness and supply chains operations
NTA1	Among food insecure Mauritanian populations, provide specialized nutritious food for MAM treatment to children aged 6-59 months and PLW/Gs, nutrition-related messaging to women and men care providers, and cash transfers to PLW/Gs attending pre/post natal care
SMP1	Provide school meals to vulnerable Mauritanian children during the school year, in a way that relies on and stimulates local production (home-grown school feeding).
URT1	Provide an integrated assistance package to refugees, including food assistance (conditional and/or unconditional), school meals, and specialized nutritious food to children and PLW/Gs for malnutrition prevention and treatment.
URT1	Provide seasonal food assistance to food insecure Mauritanian populations, integrating complementary specialized nutritious food for children (aged 6-23 months) as well as PLW/Gs.

# Annual Country Report

## Mauritania Country Portfolio Budget 2019 (2019-2022)

### Cumulative Financial Overview as at 31 December 2019 (Amount in USD)

Strategic Result	Strategic Outcome	Activity	Needs Based Plan	Allocated Contributions	Advance and Allocation	Allocated Resources	Expenditures	Balance of Resources
1	Crisis-affected people in targeted areas, including refugees, are able to meet basic food and nutrition needs during and in the aftermath of crises	Provide an integrated assistance package to refugees, including food assistance (conditional and/or unconditional), school meals, and specialized nutritious food to children and PLW/Gs for malnutrition prevention and treatment.	11,886,742	11,302,829	0	11,302,829	10,478,619	824,209
		Non Activity Specific	0	512	0	512	0	512
	Food-insecure populations in targeted regions, including school-age children, have access to adequate and nutritious food all year	Provide school meals to vulnerable Mauritanian children during the school year, in a way that relies on and stimulates local production (home-grown school feeding).	2,541,215	2,204,900	0	2,204,900	1,632,682	572,218
		Provide seasonal food assistance to food insecure Mauritanian populations, integrating complementary specialized nutritious food for children (aged 6-23 months) as well as PLW/Gs.	6,439,273	1,990,053	2,283,705	4,273,758	3,691,599	582,159

This computer generated report is certified by the Chief of Contribution Accounting and Donor Financial Reporting Branch (RMFC)

18/02/2020 16:58:14

# Annual Country Report

## Mauritania Country Portfolio Budget 2019 (2019-2022)

### Cumulative Financial Overview as at 31 December 2019 (Amount in USD)

Strategic Result	Strategic Outcome	Activity	Needs Based Plan	Allocated Contributions	Advance and Allocation	Allocated Resources	Expenditures	Balance of Resources
1	Food-insecure populations in targeted regions, including school-age children, have access to adequate and nutritious food all year	Non Activity Specific	0	238	0	238	0	238
<b>Subtotal Strategic Result 1. Everyone has access to food (SDG Target 2.1)</b>			<b>20,867,230</b>	<b>15,498,532</b>	<b>2,283,705</b>	<b>17,782,237</b>	<b>15,802,900</b>	<b>1,979,337</b>
2	Nutritionally vulnerable populations in targeted areas, including children and pregnant and lactating women and girls, have improved nutritional status all year	Among food insecure Mauritanian populations, provide specialized nutritious food for MAM treatment to children aged 6-59 months and PLW/Gs, nutrition-related messaging to women and men care providers, and cash transfers to PLW/Gs attending pre/post natal care	1,387,597	381,947	0	381,947	331,536	50,411
<b>Subtotal Strategic Result 2. No one suffers from malnutrition (SDG Target 2.2)</b>			<b>1,387,597</b>	<b>381,947</b>	<b>0</b>	<b>381,947</b>	<b>331,536</b>	<b>50,411</b>

# Annual Country Report

## Mauritania Country Portfolio Budget 2019 (2019-2022)

### Cumulative Financial Overview as at 31 December 2019 (Amount in USD)

Strategic Result	Strategic Outcome	Activity	Needs Based Plan	Allocated Contributions	Advance and Allocation	Allocated Resources	Expenditures	Balance of Resources
4	Food-insecure populations and communities exposed to climate shocks in targeted areas have more resilient livelihoods and sustainable food systems all year	Provide livelihood support to food insecure and at-risk Mauritanian households, including the development or rehabilitation of natural and productive assets (including FFA), through an integrated, equitable and participatory community approach	4,186,509	5,294,871	0	5,294,871	4,196,104	1,098,767
		Non Activity Specific	0	13,852	0	13,852	0	13,852
<b>Subtotal Strategic Result 4. Food systems are sustainable (SDG Target 2.4)</b>			<b>4,186,509</b>	<b>5,308,724</b>	<b>0</b>	<b>5,308,724</b>	<b>4,196,104</b>	<b>1,112,619</b>

# Annual Country Report

## Mauritania Country Portfolio Budget 2019 (2019-2022)

### Cumulative Financial Overview as at 31 December 2019 (Amount in USD)

Strategic Result	Strategic Outcome	Activity	Needs Based Plan	Allocated Contributions	Advance and Allocation	Allocated Resources	Expenditures	Balance of Resources
5	National institutions have strengthened capacities to manage food-security, nutrition and social protection policies and programmes, including an adaptive (shock-responsive) social protection system, by 2030	Provide capacity strengthening support to national institutions on the design and implementation of: i) a permanent response planning scheme for food security and nutrition with consolidated early warning and coordination mechanisms, ii) a national shock-responsive, nutrition-sensitive and gender transformative safety-net system, iii) and effective preparedness and supply chains operations	2,358,878	3,470,320	0	3,470,320	1,165,242	2,305,078
<b>Subtotal Strategic Result 5. Countries have strengthened capacity to implement the SDGs (SDG Target 17.9)</b>			<b>2,358,878</b>	<b>3,470,320</b>	<b>0</b>	<b>3,470,320</b>	<b>1,165,242</b>	<b>2,305,078</b>
8	Humanitarian and development partners have access to common services that permit them to reach and operate in targeted areas all year	Provide UNHAS flight services for partners, to access areas of humanitarian interventions	2,468,247	4,045,229	0	4,045,229	2,638,732	1,406,497
<b>Subtotal Strategic Result 8. Sharing of knowledge, expertise and technology strengthen global partnership support to country efforts to achieve the SDGs (SDG Target 17.16)</b>			<b>2,468,247</b>	<b>4,045,229</b>	<b>0</b>	<b>4,045,229</b>	<b>2,638,732</b>	<b>1,406,497</b>
	Non SO Specific	Non Activity Specific	0	679,652	0	679,652	0	679,652
<b>Subtotal Strategic Result</b>			<b>0</b>	<b>679,652</b>	<b>0</b>	<b>679,652</b>	<b>0</b>	<b>679,652</b>

This computer generated report is certified by the Chief of Contribution Accounting and Donor Financial Reporting Branch (RMFC)

18/02/2020 16:58:14

# Annual Country Report

## Mauritania Country Portfolio Budget 2019 (2019-2022)

### Cumulative Financial Overview as at 31 December 2019 (Amount in USD)

Strategic Result	Strategic Outcome	Activity	Needs Based Plan	Allocated Contributions	Advance and Allocation	Allocated Resources	Expenditures	Balance of Resources
			31,268,461	29,384,402	2,283,705	31,668,108	24,134,514	7,533,593
			2,390,551	2,481,395	203,250	2,684,645	1,909,217	775,428
			33,659,012	31,865,798	2,486,955	34,352,753	26,043,732	8,309,021
			2,187,836	1,877,580		1,877,580	1,877,580	0
			35,846,848	33,743,378	2,486,955	36,230,333	27,921,311	8,309,021

This donor financial report is interim



Brian Ah Poe  
Chief

Contribution Accounting and Donor Financial Reporting Branch

18/02/2020 16:58:14

## Columns Definition

---

### Needs Based Plan

Latest approved version of operational needs. WFP's needs-based plans constitute an appeal for resources to implement operations which are designed based on needs assessments undertaken in collaboration with government counterparts and partners

### Allocated Contributions

Allocated contributions include confirmed contributions with exchange rate variations, multilateral contributions, miscellaneous income, resource transferred, cost recovery and other financial adjustments (e.g. refinancing). It excludes internal advance and allocation and contributions that are stipulated by donor for use in future years.

### Advance and allocation

Internal advanced/allocated resources but not repaid. This includes different types of internal advance (Internal Project Lending or Macro-advance Financing) and allocation (Immediate Response Account)

### Allocated Resources

Sum of Allocated Contributions, Advance and Allocation

### Expenditures

Cumulative monetary value of goods and services received and recorded within the reporting period

### Balance of Resources

Allocated Resources minus Expenditures