

SAVING
LIVES

CHANGING
LIVES



Nigeria Annual Country Report 2019

Country Strategic Plan
2019 - 2022



World Food
Programme

Table of contents

Summary	3
Context and Operations	6
CSP financial overview	8
Programme Performance	9
Strategic outcome 01	9
Strategic outcome 02	10
Strategic outcome 03	11
Strategic outcome 04	12
Strategic outcome 05	13
Strategic outcome 06	14
Cross-cutting Results	16
Progress towards gender equality	16
Protection	16
Accountability to affected populations	17
Environment	17
Life after destruction	19
Data Notes	19
Figures and Indicators	21
WFP contribution to SDGs	21
Beneficiaries by Age Group	23
Beneficiaries by Residence Status	23
Annual Food Transfer	23
Annual Cash Based Transfer and Commodity Voucher	24
Strategic Outcome and Output Results	25
Cross-cutting Indicators	40

Summary

An important transitional year for WFP in Nigeria, 2019 marked the launch of its new country strategic plan (CSP). Covering 2019–2022, the CSP aligns WFP's relief, recovery and development interventions to support Nigeria to achieve Sustainable Development Goals 2 (Zero Hunger) and 17 (Partnering for the Goals) in a manner that also contributes to the country's wider aspirations for peace and development. The CSP framework reinforces the speed and effectiveness of WFP's crisis response, while ensuring the coherence of its resilience building and root causes activities within the Government of Nigeria's broader efforts to achieve the Sustainable Development Goals.

At the start of the year, there was optimism that the crisis in Adamawa, Borno and Yobe States of northeast Nigeria might begin to wind down and permit a transition to activities supporting resilience building and addressing the root causes of hunger. However, an upsurge in conflict left nearly two million people displaced from their homes, seeking safety in towns and urban centres. Insecurity led to greater needs while also making humanitarian access more challenging. Despite this difficult context, WFP was able to flexibly adjust its approach and support the achievement of a number of critical results.

Under strategic outcome 1, WFP food and nutrition assistance addressed acute food insecurity for one million internally displaced people in camps and host communities in northeast Nigeria through in-kind food and cash-based transfers using electronic vouchers and mobile money, and through malnutrition prevention and treatment activities providing specialized nutritious foods for children under five and pregnant and lactating women. With WFP support, 60 percent of households were able to achieve acceptable food consumption levels despite the deteriorating context.

Under strategic outcome 2, WFP food assistance for assets and resilience activities stabilized household food consumption and rehabilitated community assets. Approximately 3,764 hectares of land were cultivated and over 271,722 tree seedlings were distributed. Among people surveyed in the assisted communities, 56 percent reported benefits from an enhanced asset base.

Under strategic outcome 3, WFP nutrition support for 48,400 pregnant and lactating women, children and their caregivers provided cash transfers conditioned on participation in UNICEF-supported maternal, newborn and child health services, and engagement with maternal support groups.

Under strategic outcome 4, WFP developed a memorandum of understanding with the National Emergency Management Agency (NEMA) for training and joint collaboration and began efforts to work with the National Social Investment Programme on ways to strengthen the Government's home-grown school feeding efforts.

Under strategic outcome 5, WFP worked closely with local governments and civil society to launch zero hunger efforts in four states across the country: Borno, Benue, Ebonyi, and Sokoto. As co-lead of the Food Security Sector with the Food and Agriculture Organization of the United Nations (FAO), WFP supported better coordinated and more coherent assistance to people in need in the northeast.

Under strategic outcome 6, the WFP-led Logistics Sector successfully supported humanitarian and recovery efforts of 55 agencies through coordination, common service provision, and facilitation of humanitarian access and helped to move 30,538 cubic metres of cargo. Through the Emergency Telecommunications Sector, WFP provided internet connectivity to 112 different agencies and 4,506 humanitarians and Government officials at humanitarian hubs, in Damaturu, Maiduguri and Yola metropolitan areas, and in Abuja. The WFP-managed United Nations Humanitarian Air Service (UNHAS) transported 66,272 passengers and 152 mt of humanitarian cargo for 90 organizations.

Strategic outcomes 1, 2, and 3 focused directly on support to SDG 2 (Zero Hunger), while strategic outcomes 4, 5, and 6 contributed more broadly to SDG 17 (Partnering for the Goals). In all these ways, despite the challenging context in the northeast, WFP through its new CSP was able to assist Nigeria in making progress on the 2030 Agenda.

871,672

Total Beneficiaries in 2019

of which 2,506 is the estimated number of people with disabilities (1,102 Female, 1,404 Male)

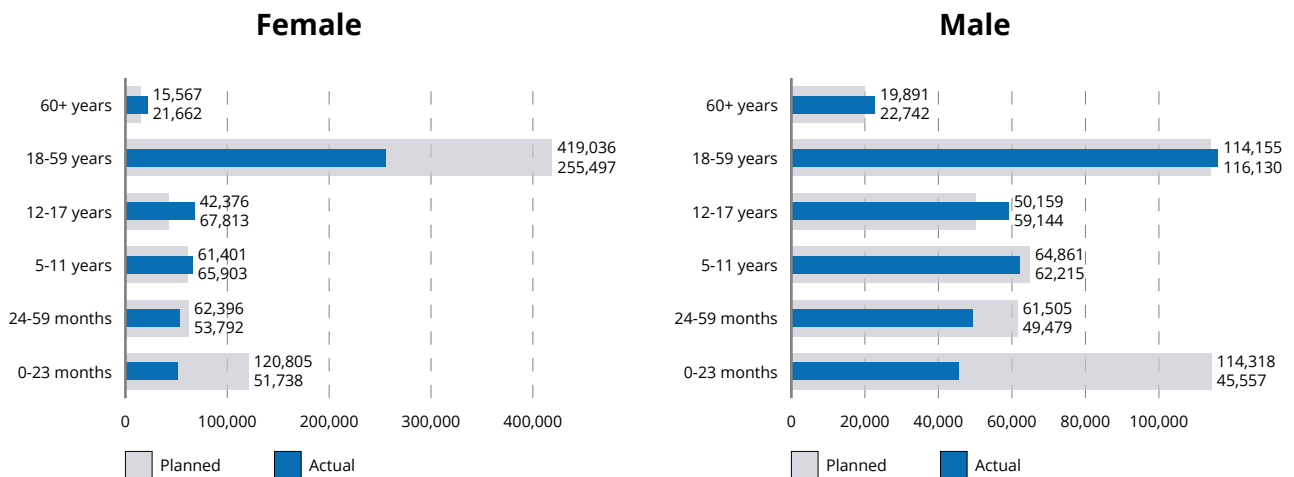


59% female

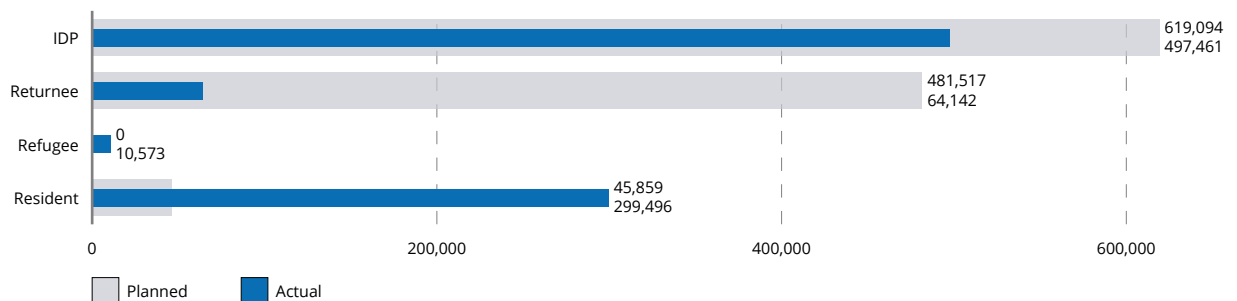


41% male

Beneficiaries by Sex and Age Group



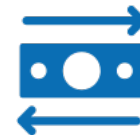
Beneficiaries by Residence Status



Total Food and CBT

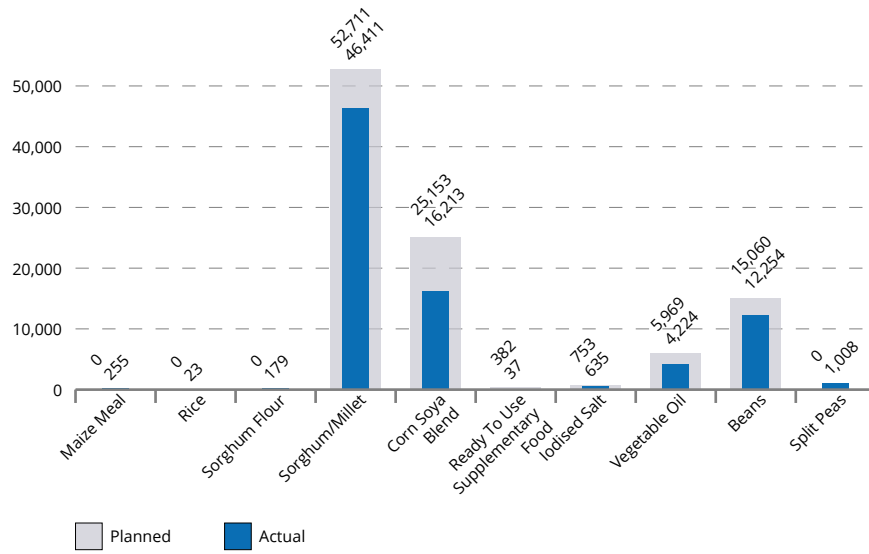


81,238 mt
total actual food transferred in 2019
of 100,027 mt total planned

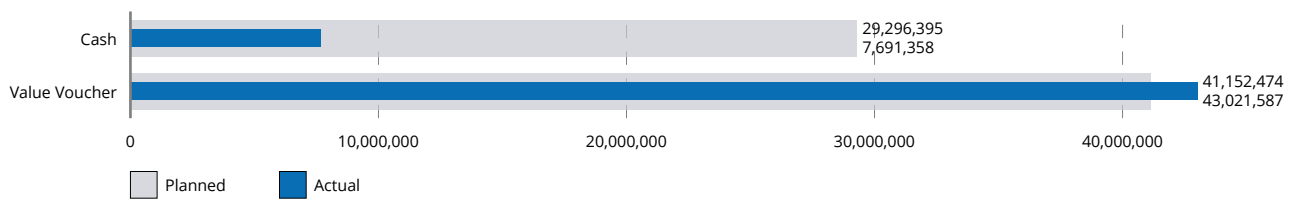


US\$ 50,712,945
total actual cash transferred in 2019
of \$US 70,448,869 total planned

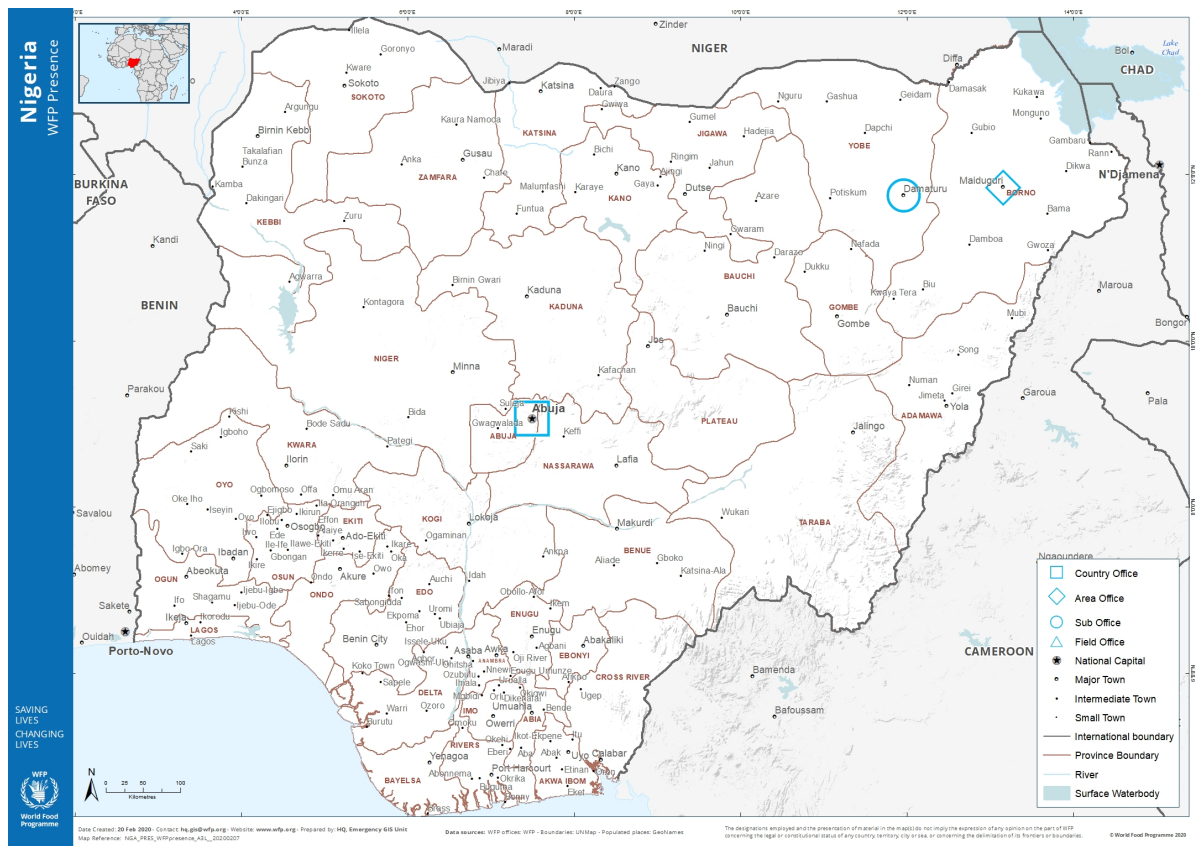
Annual Food Transfer



Annual Cash Based Transfer and Commodity Voucher



Context and Operations



In Nigeria as a whole, thirteen million Nigerians are food insecure, with wide disparities across geopolitical zones and between urban and rural areas.[1] Households headed by women in rural communities and urban slums face the greatest food security challenges. Up to 32 percent of children 0–59 months are chronically malnourished (stunted), 7 percent are acutely malnourished,[2] and 20 percent are underweight. Only 29 percent of infants under 6 months are exclusively breastfed, and fewer than 17 percent of children 6–23 months receive a minimum acceptable diet.[3]

In the northeast, the food insecurity and malnutrition situation is particularly serious. In 2014, armed conflict involving non-state armed groups (NSAGs) in Adamawa, Borno and Yobe States of northeast Nigeria displaced over two million people. Women and children continue to comprise 79 percent of the internally displaced.[4] November 2019 analysis by the Cadre Harmonisé (CH) estimates 3.6 million people in Adamawa, Borno, and Yobe States face Crisis (Phase 3) or Emergency (Phase 4) levels of acute food insecurity and will require urgent food assistance between June and August 2020. This is a nearly 20 percent increase over 2018 projections for the same three-month period in 2019.

Despite early optimism that the conflict would scale down during the course of 2019, the renewed intensity of attacks by NSAGs and subsequent military operations actually increased displacement,[5] exceeding 2017 and 2018 levels. Access by affected populations to humanitarian assistance remains limited and confined to government-controlled areas. Growing needs of internally displaced persons (IDPs) and affected communities caused WFP to extend its Level 3 corporate emergency until August 2020.

While most of the focus of the humanitarian community has been on the northeast, there were also emerging concerns in the northwest. Inter-communal violence between nomadic herders and sedentary agrarian communities has displaced nearly 310,000 people.[6] Problems related to land and water use, obstruction of traditional migration routes, livestock theft and crop damage triggered communal disputes. Drought and desertification have degraded pastures, dried up many natural water sources across Nigeria's far-northern Sahelian belt and forced large numbers of herders to migrate south in search of grassland and water for their herds. This has negatively impacted farming and other agriculturally based livelihoods, and degraded food security.

Given the alarming levels of insecurity and displacement in the northwest, WFP led an inter-agency scoping mission composed of FAO, IOM, OCHA, UNICEF, and the Federal Ministry of Humanitarian Affairs, Disaster Management and Social Development in Katsina, Sokoto and Zamfara States. Initial findings highlighted the need for an immediate to medium- and long-term assistance package targeting the most vulnerable communities. At the same time, in the southeast, Nigeria continued to host refugees fleeing internal conflict in Cameroon.

In response to these challenges, the Government's ten-year food security and nutrition strategy covering 2016–2025 confirms its commitment to end hunger and malnutrition through food self-sufficiency, improved agricultural production, youth employment, gender equality and nutrition mainstreaming by 2030. The CSP aligns WFP activities in Nigeria with this plan, the United Nations Sustainable Development and Partnership framework for Nigeria covering

2018–2022, and the 2030 Agenda for Sustainable Development. It focuses on six strategic outcomes to support Nigeria in achieving Sustainable Development Goals 2 (End Hunger) and 17 (Partnerships for the Goals).

[1] Food and Agriculture Organization of the United Nations. 2015. The State of Food Insecurity in the World: Meeting the 2015 international hunger targets: taking stock of uneven progress. <http://www.fao.org/3/a-i4646e.pdf>.

[2] NBS/NPopC/FMOH. Nigeria Nutrition and Health Survey, October 2018.

[3] NBS/UNICEF. Nutrition and food Security Surveillance, Round VIII, September 2019.

[4] International Organization for Migration. DTM Round October 2018: Nigeria Displacement Tracking Matrix. <https://displacement.iom.int/system/tdf/reports/Nigeria%20-%20Displacement%20Report%2023%20%28June%202018%29.pdf?file=1&type=-node&id=3854>; FAO, Rapid Gender Analysis, August 2018.

[5] IOM DTM ETT Data 2019.

[6] International Organization for Migration Displacement Tracking Matrix, 'Nigeria – North Central and North West Zones Displacement Report 1 (August 2019); IOM DTM, August 2019

CSP financial overview

The country strategic plan (CSP) assumed an operational environment of increased security and stability in northeast Nigeria and anticipated gradual scaling-down of WFP crisis response interventions from early 2019 leading to their complete phase out by 2021. Nine months after operationalization of the CSP, continued armed conflict in northeast Nigeria, recurring displacement, increased food insecurity, limited opportunities and findings from emergency food assessments obliged WFP to increase the CSP budget for 2019 by 12 percent.

WFP saw strong financial support from donors for Strategic Outcomes 1, 2 and 6. However, strategic outcomes 3, 4 and 5 remained underfunded as most contributions were earmarked toward crisis response and livelihoods interventions. Multilateral contributions comprised 6.6 percent of available funding. WFP continued to advocate for early pledging of resources and multiyear contributions to improve the sustainability of programme planning across CSP activities.

WFP successfully applied corporate advance financing mechanisms to enable operations to access USD 42 million before contributions were confirmed. Advance financing enabled WFP to avoid anticipated pipeline breaks in June and August. In addition, USD 1 million was allocated to support an emergency response for Cameroonian refugees. The Global Commodity Management Facility (GCMF) was used for all commodities except salt and supported cost-efficiency and effectiveness in the supply chain by reducing lead times and accelerating delivery, making possible the conversion of available funds into food commodities within weeks instead of months. The GCMF also provided flexibility for local purchase of sorghum and beans immediately after the harvest period when prices were low.

WFP Nigeria's fundraising strategy included maintaining frequent engagement with donors through monthly consultative meetings, providing regular updates, reports on progress and challenges, and missions to the field. Funds were received from 20 donors, including the United States, United Kingdom, Germany, European Union and Canada, whose contributions supported 94 percent of the operation.

Programme Performance

Strategic outcome 01

IDPs, returnees, refugees and local communities affected by crisis in Nigeria are able to meet their basic food and nutrition needs during and in the aftermath of shocks

Needs-based plan	Implementation plan	Available resources	Expenditures
\$168,780,153	\$112,139,549	\$187,125,554	\$123,266,768

The crisis in northeast Nigeria showed no signs of declining in 2019. Conflict continued to disrupt the lives of tens of thousands of civilians. Violent attacks and military counter-operations concentrated in Borno affected civilians across Adamawa, Borno and Yobe States. At the end of 2019, the Cadre Harmonisé estimated 2.95 million people facing food-insecurity at emergency levels.

In response to the growing needs, WFP continued to address the immediate life-saving food requirements of one million vulnerable people amid continued security challenges and new influxes of people displaced by the conflict. WFP food and nutrition assistance in northeast Nigeria focused on addressing acute food insecurity of IDPs in camps and host communities through in-kind food, cash-based transfers (CBT) using electronic vouchers and mobile money, and malnutrition prevention and treatment activities providing specialized nutritious foods for children under five and pregnant and lactating women.

WFP in-kind assistance comprised a food basket of cereals, pulses, fortified vegetable oil, iodized salt, and fortified blended food (Super Cereal) to provide 2,100 kcal per person per day for an average household of five. Through this in-kind assistance, WFP reached highly vulnerable IDPs, returnees and host communities located furthest from available food sources and functioning markets. While WFP has been gradually shifting over the past decade from in-kind food to food assistance delivered through CBT, reliable supply of in-kind food remains a fundamental part of WFP's work and an essential modality for emergency operations working in crisis conditions like the northeast.

WFP has adopted the Survival Minimum Expenditure Basket (SMEB) to define transfer value for cash interventions. The SMEB provides 2,100 kcal per person for an average household size of five, equivalent to a 30-day food ration. Based on recommendations of the Food Security Sector Harmonization Committee, food basket cost was adjusted to reflect actual needs, covering 70 percent of the NGN 22,000 (USD 63) food basket value for targeted urban households and 100 percent for rural households.

Under the CBT modality, households were provided with the cash equivalent of the food basket corresponding to a current market price of NGN 17,500 (USD 49) per month to sustain the food and nutrition needs for a family of five. CBT beneficiaries were mainly assisted through mobile money. Vulnerable households received a monthly electronic credit allocation on their mobile phones. Recipients received an SMS notification from WFP and were able to withdraw the cash at local shops.

Electronic vouchers were also used. Using the electronic voucher modality, families received monthly entitlements delivered on a secured card to buy from WFP-contracted retail shops. Assistance cards are secured with the recipient's fingerprint to verify their identity and improve accuracy, transparency and efficiency. WFP food assistance delivered via the CBT modality has multiplier effects on the local economy. By enabling people to purchase food and other items locally, cash strengthens local markets, encourages smallholders to be more productive and builds national capacity.

Despite intermittent and temporary reductions in WFP assistance due to shortages of Super Cereal, fortified vegetable oil or other commodities, acceptable food consumption levels remained high among assisted IDP households as compared to 2018. Sixty percent of households had an acceptable food consumption, with CBT beneficiary households having 9 percent higher acceptable consumption and 7 percent higher borderline consumption as compared with households receiving in-kind assistance. The proportion of households applying asset depleting coping strategies was below 40 percent, with only 1 in 10 applying emergency coping strategies. This was an 18 percent improvement in the proportion of households employing livelihood coping strategies. A similar rate of improvement was recorded for the proportion of household expenditure spent on food, with an even higher improvement rate among female-headed households.

WFP complemented food assistance with malnutrition prevention and treatment activities through blanket supplementary feeding for 133,329 children 6–23 months, 7,907 children 6–59 months with moderate acute malnutrition, and 120,972 pregnant and lactating women in areas with acute malnutrition over 10 percent and chronic malnutrition above 30 percent. Super Cereal was provided to women and Super Cereal Plus to children as specialized nutritious foods.

WFP nutritional assistance improved nutrient intake, strengthened dietary diversity, and emphasized optimal nutrition practices, especially among young children, women of reproductive age, adolescent girls, and other nutritionally at-risk groups. WFP also delivered nutrition education, social and behaviour change communication (SBCC), and training on

enhancing nutritional cooking and feeding, hygiene and health care, and home food fortification practices. Through SBCC, WFP reached over 107,000 beneficiaries with messages on optimal breastfeeding and feeding practices.

In cooperation with the Yobe State Primary Health Care Management Board, WFP implemented small-scale health facility-based targeted supplementary feeding for treatment of children 6–59 months with moderate acute malnutrition (MAM). Together with UNICEF, WFP complemented the management of children with severe acute malnutrition under the community-based management of acute malnutrition approach. Participating health centres were required to meet minimum SPHERE standards for management of MAM. The rate for MAM treatment recovery in these centres was 97.62 percent, far above the target value of 75 percent, while MAM treatment mortality (0.04 percent), non-response (0.28 percent) and default rates (2.06) were well below recommended ceilings. For each of these indicators, there was no significant difference between girls and boys.

To enhance programme outcomes WFP provided training sessions for health centre staff and mothers and ensured that mothers received locally available foods containing the required nutrients for their children. Training of community nutrition mobilizers was conducted across locations where blanket supplementary feeding was implemented to promote age-appropriate infant and young child feeding (IYCF), including good hygiene and childcare practices. The results demonstrated that well-trained women from the communities were capable to support active case finding and IYCF education. Men targeted through father-to-father peer support groups were found to provide important community support for the adoption of better nutrition-related behaviours.

Despite frequent security incidents, associated constraints on humanitarian access, and pipeline breaks for fortified vegetable oil and specialized nutritious foods linked to import restrictions, WFP consistently addressed the immediate food needs of 800,000 vulnerable people. Recognizing that the Lake Chad Basin continues to face a protracted and intensifying conflict with spill over effects in northeast Nigeria, WFP is developing a new strategic approach that will be grounded in the humanitarian-development-peace nexus and well-aligned with the United Nations Development Programme Regional Stabilization Facility for Lake Chad. For 2020, WFP endeavours to work with partners and the donor community to expand implementation of this new strategy.

WFP Gender and Age Marker	
CSP Activity	GAM Monitoring Code
Provide nutrition prevention and treatment packages to children aged 6–59 months, pregnant and lactating women and girls, other nutritionally vulnerable populations and persons with caring responsibilities	4
Provide unconditional food assistance and income-generating activities to food-insecure internally displaced persons, returnees, refugees and host communities affected by crises	4

Strategic outcome 02

Vulnerable populations in targeted areas become more resilient to shocks and are able to meet their basic food needs throughout the year

Needs-based plan	Implementation plan	Available resources	Expenditures
\$27,340,776	\$16,687,500	\$33,919,580	\$18,396,906

WFP worked to break the cycle of food and nutrition insecurity and bridge the humanitarian-development-peace nexus by scaling up resilience building interventions across 19 local government areas (LGAs) in northeast Nigeria. WFP food assistance for assets and related resilience building activities stabilized household food consumption and enabled the rehabilitation of community assets. Depending on location, participants working over 15 days received a full ration, or a fixed transfer at an hourly rate agreed through inter-agency coordination. Selection of optimal transfer modalities for livelihood interventions was informed by macro- and micro-contextual assessments that focused on financial services, information technology and telecommunications infrastructure, markets, retailers, security, and price conditions.

The assets created were both individual and communal and included construction or rehabilitation of pit latrines, waste pits, and market stalls; cultivation of 3,764 hectares of land; distribution of 271,722 tree seedlings; and the establishment of village savings and loan schemes to promote savings and enhance financial literacy among women. Participants also underwent training on disaster risk reduction, self-reliance, and emergency preparedness and response. Outcome indicator baselines for this cohort were established in June and follow-up food security outcome monitoring was completed in November.

By end 2019, 56 percent of people surveyed in participating communities reported experiencing benefits from an enhanced asset base. Benefits from assets created were 12 percent greater among participant households than non-participant households and food consumption was better among the food assistance for assets beneficiary cohort as compared to others receiving unconditional resource transfers through crises response assistance. The number and severity of consumption-based and asset-depleting coping strategies employed by these households declined by the end of the year, as compared to the baseline established in the lean season. The consumption-based coping strategies index declined by 2 index points and the proportion of households not using livelihood-based coping strategies was reduced by 10 percent.

These strong results were achieved despite multiple challenges related to access and security. Towards the end of 2019, the number of security incidents in northeast Nigeria involving Government forces and NSAGs increased. Deterioration of security along main supply routes and in remote rural areas impeded the implementation of deep-field activities. Because of security concerns, official restrictions were placed on the movement of fertilizer, cash and cargo, further shrinking the available humanitarian-development space. Security-related restrictions were also placed on the planting of tall crops, including maize, millet and sorghum, and on the sale and use of fertilizer, leading to stunted crop growth and poor yields. Scarcity of 3G connectivity in locations targeted for cash-based transfers (CBT) using mobile money services also constrained implementation.

WFP Gender and Age Marker	
CSP Activity	GAM Monitoring Code
Provide conditional transfers to food-insecure people, including women, young people and smallholders	4

Strategic outcome 03

Nutritionally vulnerable people in chronically food insecure areas have enhanced nutritional status in line with achieving national and global targets by 2025

Needs-based plan	Implementation plan	Available resources	Expenditures
\$14,362,122	\$9,518,674	\$7,653,759	\$5,428,040

WFP continued to support the multi-sectoral delivery of health and nutrition interventions in Borno State, targeting the 1,000-day window of opportunity from conception to a child's second birthday through improved quality and increased coverage of basic nutrition services and reductions in household food insecurity. WFP delivered these activities in close coordination with UNICEF and the Borno State Primary Health Care Development Agency.

WFP supported pregnant and lactating women and caregivers of children under 2 with cash transfers of NGN 5,000 conditioned on participation in UNICEF-supported maternal, newborn and child health services, and maternal support groups. These cash transfers enabled mothers and caregivers to enrich daily diets through the purchase of eggs, milk, fruits, vegetables, meat and other nutritious foods for themselves and their children. Cash transfers also supported women's income generating activities by helping to create new businesses or strengthen existing ones such as rice milling, beekeeping, petty trade and tailoring; and helped to establish village savings and loans associations that provided opportunities for women's groups to collectively save income from their businesses and access loans from group savings.

As a complement to cash transfers, women received health and nutrition messages through community nutrition mobilizers who facilitated mother-to-mother support groups in the communities. SBCC messages highlighted the importance of exclusive breastfeeding, complementary feeding using locally available nutritious food, the importance of antenatal and postnatal maternal and infant care, and basic hygiene and WASH messages. WFP supplemented these messages with practical instruction on preparing age-appropriate complementary and family foods through cooking demonstrations. While interpersonal SBCC approaches are primarily targeted to women in their communities through community nutrition mobilizers, WFP's SBCC mobile vulnerability analysis and mapping (mVAM) initiative used mobile technologies to reinforce at community level tailored nutrition messages that enhance good nutrition practice and behavioural change with a focus on exclusive breastfeeding and appropriate complementary feeding.

Despite these successes, WFP faced funding challenges for this strategic outcome. Funding was sufficient to reach just one quarter of planned CSP 2019 targets, and WFP was unable to provide malnutrition prevention support that had been planned for 25,000 children 6–59 months. Technical challenges in the registration of beneficiaries and cash disbursements managed through SCOPE – WFP's beneficiary and transfer management system – also delayed cash

transfer processes and caused distributions to spill over into subsequent delivery periods, affecting achievements.

WFP Gender and Age Marker	
CSP Activity	GAM Monitoring Code
Support improving the nutrition status of children, pregnant and lactating women and girls, adolescents and other nutritionally vulnerable groups (including people living with HIV) through an integrated malnutrition prevention package, including access to nutritious food and high-quality care, social and behaviour change communication and capacity strengthening	4

Strategic outcome 04

Federal, state and local actors have strengthened capacity to manage food security and nutrition programmes in line with national targets in the short, medium and long-term

Needs-based plan	Implementation plan	Available resources	Expenditures
\$2,559,920	\$1,719,453	\$1,198,546	\$654,718

As part of the country strategic plan's (CSP's) capacity strengthening agenda and technical support to the Government, WFP focused on four key areas: emergency assessment, preparedness, and response; smallholder access to markets; nutritional value chains; and national social investment programmes.

First, WFP supported federal, state, and local actors in information management systems, vulnerability assessment and mapping, and emergency preparedness and response. WFP collaborated closely with the Government on training and policy processes, working under a memorandum of understanding with NEMA, and liaising with State Emergency Management Agencies (SEMAs) and federal and state ministries responsible for health and agriculture.

To ensure a more structured approach to capacity strengthening in this area, WFP designed a framework to measure results from activities in support of national efforts for improved emergency preparedness and response. In December, WFP established a baseline for the Emergency Preparedness Capacity Index (EPCI) which uses hazard analysis and early warning in support of food security and food security and vulnerability analysis as components. Training covered principles of cash-based transfers, beneficiary registration, food supply chain management, food basket composition, food security and vulnerability assessment, food security assessment and data analysis. WFP also worked closely with the Federal Ministry of Agriculture and the National Bureau of Statistics (NBS) on food security assessments and technical support for the Cadre Harmonisé. WFP ensured that the engagement of women and men was balanced throughout these efforts.

Near the end of 2019, as part of this strategic outcome's support for emergency response, WFP approved an immediate intervention to provide USD 1 million in one-off joint UNHCR-WFP life-saving food assistance to 34,565 Cameroonian refugees fleeing violence in their home country to seek safety in Nigeria. This assistance was delivered through CBT.

In Katsina, Sokoto and Zamfara States of northwest Nigeria, WFP led an inter-agency scoping mission composed of FAO, IOM, OCHA, UNICEF, and the Federal Ministry of Humanitarian Affairs, Disaster Management and Social Development. The joint mission made concerted efforts to hear from both women and men from different age groups. Findings highlighted the need to support the capacity of the government to deliver an immediate to medium- and long-term assistance package targeting the most vulnerable communities.

Second, WFP supported agricultural value chains for smallholder farmers. With WFP assistance, Nigeria engaged in South-South and triangular cooperation with China to enhance the food security and livelihoods of smallholder farmers. Representatives from Nigeria attended the Third Workshop on Strengthening the Agricultural Value Chain of Smallholder Farmers in Africa and Asia, an event co-organized by the WFP Centre of Excellence in China. Nigerian officials learned about good practices from southern countries and exchanged views on challenges and constraints along agricultural value chains. The workshop helped strengthen the Government's capacity to support smallholder farmers to use technology more effectively and sustainably. To further support improved access to markets for smallholder farmers, WFP conducted a gap analysis that highlighted the importance of advocacy and leadership.

Third, WFP supported the development of local food and nutrition value chains to encourage domestic solutions to the problems of food insecurity and malnutrition in Nigeria. Recognizing that effective advocacy efforts must be multi-stakeholder in scope, WFP helped mobilize critical stakeholders along the food and nutrition value chains, including communities, businesses, development partners and government institutions, with an interest in

strengthening food systems.

Fourth, WFP assisted the National Social Investment Programme (NSIP). One key NSIP goal relates to social protection. Throughout 2019, WFP engaged social protection stakeholders to bridge social safety nets in the humanitarian space with wider Federal Government-led social intervention programmes. WFP was active in the ongoing review of national social protection policy and the design of a shock-responsive safety net to address disaster risk management in Nigeria.

Another critical NSIP goal targets Nigeria's national home-grown school feeding programme. WFP helped strengthen NSIP's work in this area by using SCOPE technology to digitize school registrations of 20,000 pupils in Adamawa and Borno States and enable improved tracking of school attendance. WFP also launched a pilot initiative linking herdsmen and smallholder farmers with home-grown school feeding in Demsa LGA of Adamawa State. The pilot encourages economic and social synergies between livelihoods to foster shared community interests and peacebuilding. WFP partnered with Search for Common Ground, an international NGO, to conduct conflict assessments in Demsa and nearby LGAs to identify root causes of the herdsmen-farmer crisis in these communities. Both women and men were consulted on their views and needs. Insights gathered from these conflict assessments will inform continuous stakeholder engagement, help anticipate challenges, and strengthen pilot design.

Overall, WFP achieved 100 percent for most output targets and exceeded the target for number of tools or products developed. WFP also increased the number of training sessions or workshops organized in partnership with civil society organizations, national and international NGOs, United Nations agencies, and research institutions. WFP-supported training sessions promoted female representation. Partners included the National Social Investment Office, NEMA and National Programme for Food Security of the Federal Ministry of Agriculture.

Drawing on lessons learned in 2019, a comprehensive capacity needs assessment is planned for 2020 to identify how WFP can expand activities, improve ways of working with the Government and local institutions, and identify areas for potential WFP engagement that require more attention. Efforts are also ongoing to amend WFP's memorandum of understanding with NEMA and enable expansion of technical strengthening activities beyond their current geographical scope that is limited to Adamawa, Borno and Yobe States.

WFP Gender and Age Marker	
CSP Activity	GAM Monitoring Code
Support the technical capacity of federal, state and local actors in information management systems, vulnerability assessment and mapping, monitoring and evaluation, safety net management, food technology and fortification, supply chains, nutrition and emergency preparedness and response, integrating gender	1

Strategic outcome 05

Government and partner efforts towards achieving Zero Hunger by 2030 are supported by effective and coherent policy frameworks

Needs-based plan	Implementation plan	Available resources	Expenditures
\$50,000	\$32,500	\$25,000	\$4,760

WFP supported food and nutrition security coordination and advocacy through two main platforms: Zero Hunger Forums and the Food Security Sector (FSS). First, consistent with recommendations from the Nigeria Zero Hunger Strategic Review consultations completed in preparation for the country strategic plan (CSP) launch, WFP supported the creation of Zero Hunger Forums that enable partners to develop strategies for achieving zero hunger at both national and sub-national levels in Benue, Borno, Ebonyi, Kebbi, Ogun and Sokoto States. WFP strengthened Zero Hunger Forum actions by validating baseline indicators for use in zero hunger initiatives at federal and state level, supporting alignment of selected indicators with global indicators for achieving Sustainable Development Goal 2, and offering capacity strengthening for regular reporting on indicators measuring progress toward zero hunger.

The Zero Hunger Forums also help to identify and engage with partners that can contribute to zero hunger activities. In this context, WFP brought expert guidance from the International Food Policy Research Institute to help ensure the Forums are robust and responsive to needs. Similarly, through the Agricultural Development Working Group, WFP increased visibility for the Zero Hunger Forum. WFP also ensured contributions to the Zero Hunger Forum from the International Fund for Agricultural Development and FAO. A significant milestone was reached when WFP signed a memorandum of understanding with the International Institute for Tropical Agriculture, the leading technical partner



for the Nigeria Zero Hunger Forum. The memorandum offers a strategic opportunity for WFP to help strengthen the direct impact of the Zero Hunger Forum on smallholder farmers and their households.

Second, as co-lead of the FSS, WFP worked closely with FAO, federal and state authorities and partners to facilitate identification of needs, collective achievements and gaps in assistance using a complementary approach. The Sector focused on coordination of response mechanisms for food and livelihood assistance to food-insecure people in camps and out-of-camp locations. In 2019, FSS comprised 64 members delivering assistance in northeast Nigeria to 2,668,563 people in need, including 1,320,305 through food assistance and 1,796,945 receiving agriculture and livelihoods support. The Sector helped equip its members with necessary expertise to complete advisory food security bulletins, enhance coordination among food security partners, and contribute to avoiding duplication of activities and improving information management systems to ensure timely access and availability of food security information.

FSS supported efforts of partners on the ground to scale up and improve the efficiency of food assistance provided to new arrivals at in-camp and out-of-camp locations, notably through harmonization of the beneficiary registration process. To improve joint understanding and strengthen the effectiveness of FSS partners carrying out seed distribution during the 2019 rainy season, the Sector's Agriculture and Livelihood Working Group Forum facilitated coordination and planning among partners – including NEMA, the Multi-Sectoral Crisis Recovery Project (MCRP) and other actors – preventing duplication of effort and identifying gaps in coverage. The Sector advocated through the Theatre Commander for military support to safely transfer fertilizer needed by farmers to enhance agricultural productivity, but that risks being stolen in transit by NSAGs for use in explosive devices. Joint advocacy by FSS called on Government to ensure farmers and pastoralists have safe and secure access to land with favourable conditions for returnees, especially those receiving livelihoods support.

WFP Gender and Age Marker	
CSP Activity	GAM Monitoring Code
Support Zero Hunger Forum, and food and nutrition security coordination and advocacy in line with the recommendations of the Zero Hunger Strategic Review.	1

Strategic outcome 06

Humanitarian community is enabled to reach and operate in areas of humanitarian crisis throughout the year

Needs-based plan	Implementation plan	Available resources	Expenditures
\$30,550,450	\$26,892,552	\$29,382,675	\$23,617,712

The urgency, scale, and complexity of the humanitarian response in northeast Nigeria has required common services in logistics, emergency telecommunications and humanitarian air support which WFP implements under strategic outcome 6. Throughout 2019, WFP led and provided effective coordination for humanitarian support through the Logistics Sector, Emergency Telecommunications Sector (ETS), and United Nations Humanitarian Air Service (UNHAS).

First, the Logistics Sector supported broader humanitarian and recovery efforts in the northeast through leadership in logistics coordination, common service provision, and facilitation of humanitarian access. An access expert worked closely with the Nigerian Army's Theatre Commander to clarify processes and obtain armed escorts for humanitarian cargo. The Sector enabled humanitarian response through sustainable and efficient logistics systems, coordination of activities, information management, advocacy efforts, and capacity strengthening. WFP coordinated information management with national and international humanitarian organizations, the global logistics emergency team and authorities to increase alignment among agencies and advocate for logistics solutions. WFP also carried out logistics capacity assessments, risk assessments, and planning initiatives that informed decisions made by the humanitarian community.

Second, the ETS expanded in 2019 to meet the growing needs of the humanitarian community. The Sector liaised with telecommunications operators, the Government, and humanitarian responders to improve emergency preparedness in operational areas through technical assistance and advice. ETS supported Internet connectivity for the humanitarian community in Damaturu, Maiduguri and Yola metropolitan areas and Abuja; participated in Inter-Sector Working Group meetings and joint humanitarian planning; provided connectivity support to UNHAS operations; and strengthened telecommunications capacity of Government emergency officials.

Responding to increased user demand, ETS increased Internet bandwidth to improve the user experience and better support efficient implementation of humanitarian activities. ETS doubled bandwidth in Bama, Damasak, Dikwa, Gwoza

and Ngala, and augmented it in Banki and Monguno. Lack of reliable power supply caused multiple power outages that affected the provision of ETS services and prompted the development of a hybrid power solution to ensure continuous provision of ETS services at humanitarian hubs. ETS also installed additional satellite terminals at humanitarian hubs in Banki and Monguno to minimize power outage-related interruptions of service.

In October, ETS conducted a user feedback survey of 416 respondents in northeast Nigeria to assess the quality of its services provided to the humanitarian community. The survey found a user satisfaction rate of 97 percent across core ETS services of Internet connectivity and security telecommunications. User feedback from the survey also helped ETS to identify action areas that will enable it to maintain and improve service quality.

Third, UNHAS transported 66,272 passengers and 152 mt of humanitarian cargo for 90 organizations in 2019, continuing its essential role in the transportation of humanitarian workers and life-saving relief items as an essential component of the Humanitarian Country Team's access strategy for northeast Nigeria. UNHAS worked closely with relevant humanitarian channels of the humanitarian coordination structure led by the Humanitarian Coordinator and Deputy Humanitarian Coordinator, including the Operational Humanitarian Country Team, Access Working Group, and Civil-Military Forum.

UNHAS remained the backbone of humanitarian access, maintaining close contact with the Nigerian Air Force and enabling the humanitarian community, donors and members of the diplomatic community to reach affected populations. UNHAS aircraft made it possible to access locations that could otherwise only be reached via road with armed escorts, including LGA headquarters in Bama, Baga, Damasak, Damboa, Dikwa, Gwoza, Monguno, Ngala and Rann which were difficult to access via surface transport due to high security risks. UNHAS has significantly reduced travel time and associated security risks previously encountered by humanitarian actors when moving personnel and cargo by road in the northeast. UNHAS flights enabled humanitarian organizations to overcome logistical constraints and increase the scale of their response.

Through these common services, WFP supported Government efforts to enhance existing mechanisms and augment critical logistics, telecommunications, and air capacity required for an effective response. WFP-led Logistics Sector, ETS and UNHAS services enabled an integrated, comprehensive, flexible and effective response to the rapidly unfolding and dynamic humanitarian crisis.

WFP Gender and Age Marker	
CSP Activity	GAM Monitoring Code
Provide common emergency telecommunications services to government, United Nations and NGO partners to facilitate effective field operations and provide for staff security	1
Provide common logistic services to government, UN and NGO partners, to facilitate effective field operations.	1
Provide humanitarian air services to all partners until appropriate alternatives are available	1

Cross-cutting Results

Progress towards gender equality

Improved gender equality and women's empowerment among WFP-assisted population

Recognizing that gender is integral to the achievement of food security and nutrition strategies, WFP worked to address gender disparity in programme design and implementation. WFP conducted rapid assessments to understand the gender and protection context in Borno State, building on interventions from 2018. WFP also organized capacity strengthening on gender issues for cooperating partners and promoted lead roles for women in project management committees to expand opportunities for women's leadership and participation in community development. Through these efforts, gender concerns were better integrated into WFP programming.

Under strategic outcome 1, WFP's nutrition intervention in the northeast was tailored to age (6–59 months) and nutrition status for moderated acute malnutrition (MAM) treatment and management, and age (6–23 months) and physiological status of pregnant and lactating women for MAM prevention and supplementation. WFP encouraged cooperating partners to include husbands and in-laws in decision making. For women in advanced stages of pregnancy and lactating mothers with very young children, WFP arranged for anthropometric measurements to be taken during household visits; to support their access to assistance these women were asked to nominate an alternative person to collect supplementary food from the distribution centre.

WFP continued to employ diverse solutions to ensure gender-sensitive programming. Separate lines for men and women were used for general distributions, and establishment of breastfeeding corners was encouraged. Food tokens were provided prior to distributions, helping households to plan and coordinate household responsibilities and childcare. WFP worked with cooperating partner protection officers to facilitate access to food assistance for people with disabilities, the elderly and child-headed households. Households requiring facilitated access were identified during the household verification process prior to planned distributions.

Under strategic outcome 2, food assistance for assets activities reached women (63 percent of participants) with monthly conditional cash-based transfers and training on maternal and child health, and nutrition and livelihoods promotion. The joint livelihoods project implemented by WFP, FAO and UN Women, now in its third year, continued to restore and promote sustainable agriculture-based livelihoods for food security, employment and nutrition improvement in Borno State. The project enhances social protection through promotion of environmental and climate-friendly livelihood opportunities and focuses on households headed by females and vulnerable young males in 13 LGAs of Borno State. In 2019, WFP conducted nutrition-specific social and behavioural change communication (SBCC) sessions in 63 communities and reached 15,011 people with group-specific tailored messages, including 8,554 women, 2,339 men, 1,598 boys and 2,520 girls.

For strategic outcome 4, WFP supported women's leadership development through gender sensitization, education and advocacy.

Protection

Affected populations are able to benefit from WFP programmes in a manner that ensures and promotes their safety, dignity and integrity

WFP continued to provide technical guidance for staff, cooperating partners, government officials, security personnel and affected populations through training on protection, gender and accountability to affected populations (AAP). Training sessions focused on strengthening collaboration between WFP and cooperating partner protection officers mandated by WFP field-level agreements and reinforced to WFP, Food Security and Logistics Sector staff the indispensability of protection mainstreaming. WFP also successfully integrated a component on protection, gender and AAP into initial training for partners working in monitoring and evaluation, nutrition, SCOPE (WFP's beneficiary information and transfer management platform), livelihoods, security and cash-based transfers (CBT) in Borno and Yobe States. In June, WFP conducted a four-day training-of-trainers for cooperating partner protection officers, including sessions on protection mainstreaming for CBT that was coordinated with the launch of e-vouchers and mobile money at Bama, Maiduguri, Monguno and Ngala.

In addition to training, WFP conducted ten protection risk assessments in six locations in Borno and Yobe States. WFP operations were also informed by do-no-harm assessments conducted in Damboa, Magumeri and Rann; intersectoral assessments in Damboa and Damasak; and ten protection monitoring missions. Four assessments were completed to review the impact of transfer modalities in Yusufari and Yunusari of Yobe State; and in Borno State at Maiduguri and Bama.

Complementing the risk assessments, four checklists and two stand-alone guidance documents addressed protection risks identified through monitoring missions. Guidance advised WFP and cooperating partner teams conducting targeting how to refer protection cases for food assistance and gender-based violence (GBV) mitigation measures. WFP adapted existing social and behaviour change communication (SBCC) materials on protection, gender and AAP and drafted standard operating procedures for complaints and feedback mechanisms. WFP also strengthened collaboration with women and girl friendly spaces through a partnership between UNFPA and WFP to facilitate access to GBV and

sexual and reproductive health services for women and girls enrolled in WFP nutrition activities.

Building on lessons learned from training and assessments, WFP adjusted its activities. WFP delivered 18,251 fuel-efficient stoves in Bama, Dikwa, Ngala, and Pulka LGAs in Borno State. The stoves helped mitigate the protection risks assessed in the collection of firewood. In collaboration with protection actors and camp management, WFP used protection-based targeting for the allocation of stoves to IDPs residing in camps. Two post-distribution monitoring exercises conducted after distribution of the stoves to measure impact found that households using the stoves reduced their requirements for cooking fuel, spent less time collecting firewood, bartered fewer food commodities in exchange for cooking fuel and many started buying their wood cooking fuel.

As a result of these efforts, beneficiaries responding to Food Security Outcome Monitoring Surveys conducted in June and November reported receiving assistance without facing harassment or challenges to their physical safety or security and generally felt respected for their aspirations, wishes and self-worth. Travel times were reduced, facilities improved, and ill-treatment of beneficiaries that exacerbates their vulnerabilities was largely prevented. Consequently, WFP activities were deemed dignified. Beneficiaries also reported minimal obstructions or manipulation in access to distribution sites.

Accountability to affected populations

Affected populations are able to hold WFP and partners accountable for meeting their hunger needs in a manner that reflects their views and preferences

Effective accountability to affected populations (AAP) requires timely provision of information, systematic consultation and an efficient complaint and feedback mechanism (CFM). In regard to information provision, WFP integrated AAP questions across its emergency food security assessment, rapid vulnerability food security assessment, and rapid multisectoral assessment tools. Monitoring indicates beneficiaries were mostly aware of their entitlements. However, there were cases where beneficiaries did not know the duration of their entitlements. This information gap was linked to the changing characteristics of the emergency. A respondent is considered informed when their knowledge satisfies three elements: targeting criteria, entitlements and length of assistance. Incomplete beneficiary information about the length of assistance is reflected in underperformance seen for this indicator.

In regard to consultation, WFP worked with cooperating partners to develop guidance for project management committees to ensure representation of the affected population WFP serves and active engagement of WFP beneficiaries in the development and implementation of activities. WFP provided AAP awareness-raising sessions for the Food Security Sector (FSS) and Logistics Sector. Protection risk assessments focused on understanding perceptions of consulted affected populations, and engaged them in project design and implementation, documenting the barriers and challenges they faced in accessing information. Language was among the most significant communication barriers identified. This was due to scarcity of mother-tongue speakers of Kanuri and Shuwa Arabic among WFP and cooperating partner staff. WFP is collaborating with Translators without Borders to address this gap and preparing a partnership agreement covering translation services and direct engagement with affected populations.

In regard to CFM, WFP used a toll-free hotline, help desks, and complaint boxes to receive direct beneficiary feedback. Help desks and complaint boxes were established at distribution points and retail shops. This contributed to easy access and effective community participation – including among women, men, girls and boys – in meaningfully improving programme implementation. Information about WFP in-kind assistance reached most people that participated in distributions. WFP advertised the hotline number on assistance cards, during beneficiary sensitization sessions, in community consultations, and on promotional materials, including stickers and posters visible to the community.

In June, WFP launched an initiative to standardize the existing CFM to conform with minimum requirements, including drafting standard operating procedures, review of in-take forms and case escalation processes, and transition of existing databases to the SugarCRM application for customer relationship management. WFP held training sessions in Damaturu and Maiduguri for WFP and cooperating partner staff on the CFM standardization process. Training addressed how to safely and confidentially receive, record and refer cases, and ensured that future field-level agreements integrate CFM requirements outlined in the standard operating procedures.

Environment

Targeted communities benefit from WFP programmes in a manner that does not harm the environment

Nigeria is highly vulnerable to the effects of climate change. Frequent flooding due to heavy rains, soil degradation, drought, and other deteriorating environmental conditions have severely impacted the lives of Nigerians living in the Middle Belt and the northeast, leading to decades of clashes between cattle herders (traditionally men) and local farmers (both women and men).

Under strategic outcome 1, WFP emergency response in the northeast addressed environmental degradation by designing and implementing sustainable interventions. Sustainable fuel management had been a major issue even before the crisis unfolded. Lack of safe access to fuel and energy prevented affected populations from efficiently and safely cooking food. Scarcity of cooking fuel or unsafe access led households to switch to lower quality food or eat fewer meals; resort to undercooking food to save on fuel, which increased the risks of disease; or sell part of their ration to procure cooking fuel and condiments. To help change these practices, WFP distributed 153 fuel-efficient stoves to affected households, 90 percent of them led by women, and provided training on how to produce fuel-efficient stoves and briquettes.

Strategic outcome 2 targeted populations most vulnerable to climate-related shocks through cash transfers and asset creation activities tailored to meet the training needs of smallholder farmers. WFP livelihood programmes focused on resilience building through communal asset creation, including roads, health facilities and other community infrastructure, and individual asset creation to support crop production contributing to long-term environmental and household benefits and empowering individuals to find their own way out of hunger. WFP screened livelihood activities to identify potential environmental risks they may pose across communities where WFP works. A team of WFP field enumerators was engaged and trained on relevant assessment objectives and data collection tools. WFP also engaged government entities to identify environmental risks across programme design, planning and implementation.

Life after destruction

How displaced persons rebuild their lives as conflict continues to drive hunger in northeast Nigeria

Malam Maina Bulama, 75, cannot forget the visitors who brought death and destruction. Four years ago, on the western banks of Lake Chad, his rural community in Abadam LGA of Borno State was targeted by armed fighters. Bulama suffered greatly from the violent attack; one of his wives was killed and he is still searching for his eldest daughter.

He fled his home with the rest of his family, leaving behind acres of farmland and his cattle herd. Bulama is one of the nearly two million people driven from their homes by the decade-long conflict in northeast Nigeria.

When he arrived at Azbak in Yobe State, over 300 km from Maiduguri, he had no means to grow or buy food. He struggled to feed his family. They did not know where their next meal would come from. "You cannot farm where you don't have land," says Bulama.

But in the last year, he has returned to farming. The host community granted Bulama and other farmers free access to farmland, their most cherished possession. With support from WFP, they practice irrigation farming which allows them to grow a variety of crops all year round. The displaced people produce fruits, vegetables and enough grain to feed their families, and sell the surplus in the local markets rehabilitated by WFP to help boost the local economy.

"The people here have been very kind to us," says a grateful Bulama. "I am lucky to return to farming, which is what I do best, and to feed my family. I produce rice, sorghum and vegetables; I would not have been able to do this without the assistance I am receiving," he adds while harvesting his crops in his adopted village of Azbak.

But farming in Nigeria's northeast, especially in Borno State, comes with its own challenges. Water is very scarce. Conflicts are quick to flare up when communities lack water to grow food and feed their animals. Communal tension often escalates when displaced persons settle in host communities, putting heightened pressure on scarce resources.

As part of its self-reliance projects for people uprooted by conflict and the communities hosting them, WFP has provided two boreholes, an irrigation system and water storage tanks in Azbak. This is helping to create a harmonious relationship between members of the host community and displaced people like Bulama and his family and contributing to an enabling environment for longer-term peacebuilding.

Summary

1. The missing SDG indicator values are not yet available from authorised sources at National-level.
2. Persons with disabilities. The number of persons with disabilities reached was tracked monthly as a subset of beneficiaries reached per activity and location using the cooperating partner distribution reports.

Strategic outcome 01

End of CSP Targets are not entered as the Nigeria CSP is designed with SO1 to end in 2021 - a year before the CSP ends in 2022.

GAM Monitoring code = 4. Gender and age are fully integrated in Strategic Outcome 1 and throughout its implementation.

Targeted supplementary feeding for treatment of children 6–59 months with moderate acute malnutrition used both Super Cereal Plus and ready-to-use supplementary food (Plumpy'Sup).

Strategic outcome 02

GAM Monitoring code = 4. Gender and age are fully integrated in Strategic Outcome 2 and throughout its implementation.

Strategic outcome 03

End CSP Targets are not visible because SO3 by Nigeria CSP design will end in 2021 - a year before the CSP ends in 2022.

GAM Monitoring code = 4. Gender and age are fully integrated in Strategic Outcome 3 and throughout its implementation.

Strategic outcome 04

GAM Monitoring code = 1. Gender and age are partially integrated in Strategic Outcome 4 and throughout its implementation.

Strategic outcome 05


GAM Monitoring code = 1. Gender and age are partially integrated in Strategic Outcome 5 and throughout its implementation.


Strategic outcome 06

GAM Monitoring code = 1. Gender and age are partially integrated in Strategic Outcome 6 and throughout its implementation.

Figures and Indicators

WFP contribution to SDGs

 SDG 2: End hunger, achieve food security and improved nutrition and promote sustainable agriculture										
WFP Strategic Goal 1: Support countries to achieve zero hunger					WFP Contribution (by WFP, or by governments or partners with WFP Support)					
SDG Indicator	National Results			SDG-related indicator		Direct			Indirect	
		Female	Male			Overall		Female		Male
Prevalence of undernourishment	%			13.4	Number of people reached (by WFP, or by governments or partners with WFP support) in the context of emergency and protracted crisis response	Number	531,720	339,952	871,672	
					Number of people reached (by WFP, or by governments or partners with WFP support) to improve their food security	Number	531,720	339,952	871,672	
Prevalence of moderate or severe food insecurity in the population, based on the Food Insecurity Experience Scale (FIES)	%				Number of people reached (by WFP, or by governments or partners with WFP support) to improve their food security	Number	531,720	339,952	871,672	
					Number of people reached (by WFP, or by governments or partners with WFP support) in the context of emergency and protracted crisis response	Number	531,720	339,952	871,672	
Prevalence of stunting among children under 5 years of age	%	29.2	34.8	32	Number of people reached (by WFP, or by governments or partners with WFP support) with stunting prevention programmes	Number	122,161	67,475	189,636	
Proportion of agricultural area under productive and sustainable agriculture	%				Number of hectares of land rehabilitated (by WFP, or by governments or partners with WFP support)	Ha			125	

 SDG 17: Strengthen the means of implementation and revitalize the global partnership for sustainable development										
WFP Strategic Goal 2: Partner to support implementation of the SDGs					WFP Contribution (by WFP, or by governments or partners with WFP Support)					
SDG Indicator	National Results			SDG-related indicator			Direct			Indirect
			Overall						Overall	
Number of countries with mechanisms in place to enhance policy coherence of sustainable development	Number			1	Number of mechanisms (by type) developed (by WFP, or by governments or partners with WFP support) to enhance policy coherence (linked to zero hunger)	Number			1	1

Number of countries reporting progress in multi-stakeholder development effectiveness monitoring frameworks that support the achievement of the sustainable development goals	Number		Number of partners participating in multi-stakeholder partnerships (including common services and coordination platforms where WFP plays a leading or coordinating role)	Number	55	
Foreign direct investments (FDI), official development assistance and South-South Cooperation as a proportion of total domestic budget	%		Dollar value of resources mobilized (by WFP) to increase government or national stakeholder access to financial resources to achieve the SDGs	US\$		1,000,000
Dollar value of financial and technical assistance (including through North-South, South-South and triangular cooperation) committed to developing countries	US\$		Dollar value (within WFP portfolio) of technical assistance and country capacity strengthening interventions (including facilitation of South-South and triangular cooperation)	US\$	2,000,000	

Beneficiaries by Age Group

Beneficiary Category	Gender	Planned	Actual	% Actual vs. Planned
Total Beneficiaries	male	424,889	355,267	84%
	female	721,581	516,405	72%
	total	1,146,470	871,672	76%
By Age Group				
0-23 months	male	114,318	45,557	40%
	female	120,805	51,738	43%
	total	235,123	97,295	41%
24-59 months	male	61,505	49,479	80%
	female	62,396	53,792	86%
	total	123,901	103,271	83%
5-11 years	male	64,861	62,215	96%
	female	61,401	65,903	107%
	total	126,262	128,118	101%
12-17 years	male	50,159	59,144	118%
	female	42,376	67,813	160%
	total	92,535	126,957	137%
18-59 years	male	114,155	116,130	102%
	female	419,036	255,497	61%
	total	533,191	371,627	70%
60+ years	male	19,891	22,742	114%
	female	15,567	21,662	139%
	total	35,458	44,404	125%

Beneficiaries by Residence Status

Residence Status	Planned	Actual	% Actual vs. Planned
Resident	45,859	299,496	653%
Refugee	0	10,573	-
Returnee	481,517	64,142	13%
IDP	619,094	497,461	80%

Annual Food Transfer

Commodities	Planned Distribution (mt)	Actual Distribution (mt)	% Actual vs. Planned
Everyone has access to food			
Strategic Outcome: Strategic Outcome 01			
Maize Meal	0	255	-
Rice	0	22	-

Commodities	Planned Distribution (mt)	Actual Distribution (mt)	% Actual vs. Planned
Sorghum Flour	0	179	-
Sorghum/Millet	49,685	43,834	88%
Corn Soya Blend	23,820	16,111	68%
Ready To Use Supplementary Food	382	37	10%
Iodised Salt	710	606	85%
Vegetable Oil	5,666	3,984	70%
Beans	14,196	12,056	85%
Split Peas	0	490	-
No one suffers from malnutrition			
Strategic Outcome: Strategic Outcome 03			
Corn Soya Blend	900	0	0%
Smallholders have improved food security and nutrition			
Strategic Outcome: Strategic Outcome 02			
Rice	0	0	-
Sorghum/Millet	3,026	2,577	85%
Corn Soya Blend	432	102	24%
Iodised Salt	43	29	68%
Vegetable Oil	303	239	79%
Beans	865	199	23%
Split Peas	0	518	-

Annual Cash Based Transfer and Commodity Voucher

Modality	Planned Distribution (CBT)	Actual Distribution (CBT)	% Actual vs. Planned
Everyone has access to food			
Value Voucher	28,851,786	40,608,469	141%
Cash	23,287,422	2,662,283	11%
Smallholders have improved food security and nutrition			
Value Voucher	6,189,088	2,413,118	39%
Cash	3,800,974	1,856,927	49%
No one suffers from malnutrition			
Value Voucher	6,111,600	0	0%
Cash	2,208,000	3,172,148	144%

Strategic Outcome and Output Results

Strategic Outcome 01		- Crisis Response - Emergency Response						
IDPs, returnees, refugees and local communities affected by crisis in Nigeria are able to meet their basic food and nutrition needs during and in the aftermath of shocks								
Activity 01	Provide unconditional food assistance and income-generating activities to food-insecure IDPs, returnees, refugees and host communities affected by crises	Beneficiary Group	Activity Tag		Planned	Actual		
Output A, B, E*	Food-insecure IDPs, returnees, refugees and local communities affected by crises receive food assistance that meets their basic food and nutrition needs							
Output A, C, D, E*	Food-insecure crisis-affected people receiving food assistance, especially women and adolescents, benefit from skills training and income-generation support that promote their self-reliance and access to markets							
A.1	Beneficiaries receiving food transfers	All	General Distribution	Female Male Total	280,697 189,481 470,178	264,775 205,415 470,190		
A.1	Beneficiaries receiving cash-based transfers	All	General Distribution	Female Male Total	269,063 181,629 450,692	154,098 119,550 273,648		
A.2	Food transfers			MT	76,657	64,527		
A.3	Cash-based transfers			US\$	52,139,208	43,270,751		
A.5	Quantity of non-food items distributed							
	Value of non-food items distributed		General Distribution	US\$	1,000,000	1,000,000		
A.7	Number of retailers participating in cash-based transfer programmes							
	Number of retailers participating in cash-based transfer programmes		General Distribution	retailer	111	81		
B.1	Quantity of fortified food provided							
	Quantity of fortified food provided		General Distribution	Mt	5,678	4,099		
B.2	Quantity of specialized nutritious foods provided							
	Quantity of specialized nutritious foods provided		General Distribution	Mt	7,097	3,692		
C.4*	Number of people engaged in capacity strengthening initiatives facilitated by WFP to enhance national food security and nutrition stakeholder capacities (new)							
	Number of government/national partner staff receiving technical assistance and training		General Distribution	individual	112	92		
C.5*	Number of capacity strengthening initiatives facilitated by WFP to enhance national food security and nutrition stakeholder capacities (new)							
	Number of training sessions/workshop organized		General Distribution	training session	75	75		

	Number of technical assistance activities provided		General Distribution	unit	3	3		
D.2*	Number of people provided with energy assets, services and technologies							
	Number of people provided with direct access to clean and efficient household appliances (female)		General Distribution	Number	32,000	18,251		
E*.4	Number of people reached through interpersonal SBCC approaches							
	Number of people reached through interpersonal SBCC approaches (female)		General Distribution	Number	85,087	30,235		
	Number of people reached through interpersonal SBCC approaches (male)		General Distribution	Number	3,459	1,229		
Activity 02	Provide nutrition prevention and treatment packages to children 6-59 months, PLWG, other nutritionally vulnerable populations and persons with caring responsibilities	Beneficiary Group	Activity Tag		Planned	Actual		
Output A, B, C, E*	Children aged 6–59 months, pregnant and lactating women and girls (PLWG) and other nutritionally vulnerable populations affected by crises receive specialized nutritious food and accompanying behavioral change communications that prevent and treat malnutrition							
A.1	Beneficiaries receiving food transfers	Children	Prevention of acute malnutrition	Female Male Total	77,586 77,586 155,172	69,598 63,731 133,329		
			Treatment of moderate acute malnutrition	Female Male Total	5,470 5,130 10,600	4,163 3,744 7,907		
		Pregnant and lactating women	Prevention of acute malnutrition	Female Male Total	78,000 0 78,000	120,972 0 120,972		
A.2	Food transfers			MT	17,803	13,048		
A.6	Number of institutional sites assisted							
	Number of health centres/sites assisted		Treatment of moderate acute malnutrition	health center	8	8		
B.1	Quantity of fortified food provided							
	Quantity of fortified food provided		Prevention of acute malnutrition	Mt	679	535		
B.2	Quantity of specialized nutritious foods provided							
	Quantity of specialized nutritious foods provided		Prevention of acute malnutrition	Mt	16,722	12,425		

			Treatment of moderate acute malnutrition	Mt	381	75		
C.4*	Number of people engaged in capacity strengthening initiatives facilitated by WFP to enhance national food security and nutrition stakeholder capacities (new)							
	Number of government/national partner staff receiving technical assistance and training		Prevention of acute malnutrition	individual	191	191		
E*.4	Number of people reached through interpersonal SBCC approaches							
	Number of people reached through interpersonal SBCC approaches (female)		Prevention of acute malnutrition	Number	122,601	59,254		
			Treatment of moderate acute malnutrition	Number	8,600	4,479		
	Number of people reached through interpersonal SBCC approaches (male)		Prevention of acute malnutrition	Number	4,399	2,126		
Outcome results				Baseline	End-CSP Target	2019 Target	2019 Follow-up value	2018 Follow-up value
NPA_MAM; YOBE; Capacity Strengthening, Food								
MAM Treatment Recovery rate								
	Act 02: Provide nutrition prevention and treatment packages to children 6-59 months, PLWG, other nutritionally vulnerable populations and persons with caring responsibilities	Treatment of moderate acute malnutrition	Female	0		>75	98.82	
			Male	0		>75	97.39	
			Overall	0		>75	97.62	
MAM Treatment Mortality rate								
	Act 02: Provide nutrition prevention and treatment packages to children 6-59 months, PLWG, other nutritionally vulnerable populations and persons with caring responsibilities	Treatment of moderate acute malnutrition	Female	0		<3	0.03	
			Male	0		<3	0.04	
			Overall	0		<3	0.04	
MAM Treatment Non-response rate								
	Act 02: Provide nutrition prevention and treatment packages to children 6-59 months, PLWG, other nutritionally vulnerable populations and persons with caring responsibilities	Treatment of moderate acute malnutrition	Female	0		<15	0.20	
			Male	0		<15	0.37	
			Overall	0		<15	0.28	
MAM Treatment Default rate								

	Act 02: Provide nutrition prevention and treatment packages to children 6-59 months, PLWG, other nutritionally vulnerable populations and persons with caring responsibilities	Treatment of moderate acute malnutrition	Female	0		<15	1.94
			Male	0		<15	2.20
			Overall	0		<15	2.06
NPA_PREV; Nigeria; Capacity Strengthening, Food							
Proportion of eligible population that participates in programme (coverage)							
	Act 02: Provide nutrition prevention and treatment packages to children 6-59 months, PLWG, other nutritionally vulnerable populations and persons with caring responsibilities	Prevention of acute malnutrition	Female	19		>70	26.78
			Male	19		>70	28.10
			Overall	19		>70	27.44
Proportion of target population that participates in an adequate number of distributions (adherence)							
	Act 02: Provide nutrition prevention and treatment packages to children 6-59 months, PLWG, other nutritionally vulnerable populations and persons with caring responsibilities	Prevention of acute malnutrition	Female	83		>83	81
			Male	73		>83	86
			Overall	81		>83	83
Minimum Dietary Diversity – Women							
	Act 02: Provide nutrition prevention and treatment packages to children 6-59 months, PLWG, other nutritionally vulnerable populations and persons with caring responsibilities	Prevention of acute malnutrition	Overall	54		>55	51
URT_GD; Nigeria; Capacity Strengthening, Cash, Food, Value Voucher							
Food Consumption Score							
Percentage of households with Acceptable Food Consumption Score	Act 01: Provide unconditional food assistance and income-generating activities to food-insecure IDPs, returnees, refugees and host communities affected by crises	General Distribution	Female	43.90		>50	58.10
			Male	46.60		>50	61.40
			Overall	45.70		>50	60.40
Percentage of households with Borderline Food Consumption Score	Act 01: Provide unconditional food assistance and income-generating activities to food-insecure IDPs, returnees, refugees and host communities affected by crises	General Distribution	Female	29		<44	25.80
			Male	31.60		<44	27
			Overall	30.80		<44	26.60
Percentage of households with Poor Food Consumption Score	Act 01: Provide unconditional food assistance and income-generating activities to food-insecure IDPs, returnees, refugees and host communities affected by crises	General Distribution	Female	27.10		≤6	16.10
			Male	21.80		≤6	11.60
			Overall	23.40		≤6	13
Consumption-based Coping Strategy Index (Average)							

	Act 01: Provide unconditional food assistance and income- generating activities to food-insecure IDPs, returnees, refugees and host communities affected by crises	General Distribution	Female Male Overall	14.15 10.15 12.93		<10 <10 <10	11.87 9.27 9.96
Livelihood-based Coping Strategy Index (Percentage of households using coping strategies)							
Percentage of households not using livelihood based coping strategies	Act 01: Provide unconditional food assistance and income- generating activities to food-insecure IDPs, returnees, refugees and host communities affected by crises	General Distribution	Overall	40.80		≥50	58.90
Percentage of households using crisis coping strategies	Act 01: Provide unconditional food assistance and income- generating activities to food-insecure IDPs, returnees, refugees and host communities affected by crises	General Distribution	Overall	18.80		<15	5.60
Percentage of households using emergency coping strategies	Act 01: Provide unconditional food assistance and income- generating activities to food-insecure IDPs, returnees, refugees and host communities affected by crises	General Distribution	Overall	22		<20	10
Percentage of households using stress coping strategies	Act 01: Provide unconditional food assistance and income- generating activities to food-insecure IDPs, returnees, refugees and host communities affected by crises	General Distribution	Overall	18.40		<15	25.60
Food Expenditure Share							
	Act 01: Provide unconditional food assistance and income- generating activities to food-insecure IDPs, returnees, refugees and host communities affected by crises	General Distribution	Female Male Overall	67.21 63.03 64.28		≤60 ≤60 ≤60	45.35 46.08 45.86

Strategic Outcome 02	Vulnerable populations in targeted areas become more resilient to shocks and are able to meet their basic food needs throughout the year	- Resilience Building						
Activity 03	Provide conditional transfers to food-insecure persons, including women, young people and smallholders	Beneficiary Group	Activity Tag		Planned	Actual		
Output A, C, D, E*	Food-insecure people, including smallholders, benefit from preserved and created assets that improve their livelihoods and food security and promote their resilience to climate disruptions and other shocks							
Output C, F	Crisis-affected, food insecure smallholder farmers benefit from improved post-harvest handling practices and increased access to markets that support their early recovery and resilience							
A.1	Beneficiaries receiving food transfers	All	Food assistance for asset	Female Male Total	24,582 16,593 41,175	22,966 17,343 40,309		

A.1	Beneficiaries receiving cash-based transfers	All	Food assistance for asset	Female Male Total	64,968 43,857 108,825	41,562 31,385 72,947		
A.2	Food transfers			MT	4,669	3,664		
A.3	Cash-based transfers			US\$	9,990,062	4,270,044		
A.5	Quantity of non-food items distributed							
	Quantity of livestock distributed		Food assistance for asset	Number	42,500	30,974		
A.7	Number of retailers participating in cash-based transfer programmes							
	Number of retailers participating in cash-based transfer programmes		Food assistance for asset	retailer	111	81		
C.4*	Number of people engaged in capacity strengthening initiatives facilitated by WFP to enhance national food security and nutrition stakeholder capacities (new)							
	Number of government/national partner staff receiving technical assistance and training		Food assistance for asset	individual	236	236		
C.5*	Number of capacity strengthening initiatives facilitated by WFP to enhance national food security and nutrition stakeholder capacities (new)							
	Number of training sessions/workshop organized		Food assistance for asset	training session	3,197	3,111		
	Number of technical assistance activities provided		Food assistance for asset	unit	25	40		
D.1	Number of assets built, restored or maintained by targeted households and communities, by type and unit of measure							
	Number of social infrastructures and Income Generating infrastructures constructed (School Building, Facility Center, Community Building, Market Stalls, etc.)		Food assistance for asset	Number	1,675	905		
	Community common centres established/rehabilitated		Food assistance for asset	centre	12	12		
	Number of community post-harvest structures built		Food assistance for asset	Number	88	76		
	Number of boreholes for agriculture or livestock created		Food assistance for asset	Number	32	38		
	Number of wells, shallow wells rehabilitated for irrigation/livestock use (> 50 cbmt)		Food assistance for asset	Number	422	265		

	Number of community water ponds for irrigation/livestock use rehabilitated/maintained (3000-8000 cbmt)		Food assistance for asset	Number	28	16	
	Volume (m3) of earth dams and flood protection dikes constructed		Food assistance for asset	m3	16,793	800	
	Volume (m3) of check dams and gully rehabilitation structures (e.g. soil sedimentation dams) constructed		Food assistance for asset	m3	5,007	3,289	
	Number of fish ponds constructed		Food assistance for asset	Number	70	70	
	Kilometres (km) of feeder roads built		Food assistance for asset	Km	3	0	
	Number of tree seedlings produced/provided		Food assistance for asset	Number	347,900	271,722	
	Kilometres (km) of feeder roads rehabilitated		Food assistance for asset	Km	15	26	
	Hectares (ha) of agricultural land benefiting from rehabilitated irrigation schemes (including irrigation canal repair, specific protection measures, embankments, etc)		Food assistance for asset	Ha	113	132	
	Hectares (ha) of land under crops		Food assistance for asset	Ha	3,848	3,764	
	Number of latrines constructed		Food assistance for asset	Number	372	187	
D.2*	Number of people provided with energy assets, services and technologies						
	Number of people provided with direct access to clean and efficient household appliances (male)		Food assistance for asset	Number	28	16	
	Number of people provided with direct access to clean and efficient household appliances (female)		Food assistance for asset	Number	190	137	
E*.4	Number of people reached through interpersonal SBCC approaches						
	Number of people reached through interpersonal SBCC approaches (male)		Food assistance for asset	Number	15,978	21,701	
	Number of people reached through interpersonal SBCC approaches (female)		Food assistance for asset	Number	20,082	36,690	
F.1	Number of smallholder farmers supported/trained						
	Number of farmers receiving hermetic storage equipment		Food assistance for asset	individual	10,469	10,676	

Outcome results				Baseline	End-CSP Target	2019 Target	2019 Follow-up value	2018 Follow-up value
ACL_FFA; Nigeria; Capacity Strengthening, Cash, Food, Value Voucher								
Food Consumption Score								
Percentage of households with Acceptable Food Consumption Score	Act 03: Provide conditional transfers to food-insecure persons, including women, young people and smallholders	Food assistance for asset	Female	68.70	>68.70	>68.20	59.30	
			Male	68.60	>68.60	>68.60	57.10	
			Overall	68.20	>68.20	>68.70	57.70	
Percentage of households with Borderline Food Consumption Score	Act 03: Provide conditional transfers to food-insecure persons, including women, young people and smallholders	Food assistance for asset	Female	22.40	<22.40	<22.40	32.40	
			Male	24.20	<24.20	<24.20	31.90	
			Overall	23.70	<23.70	<23.70	32	
Percentage of households with Poor Food Consumption Score	Act 03: Provide conditional transfers to food-insecure persons, including women, young people and smallholders	Food assistance for asset	Female	9	<9	<9	8.30	
			Male	7.20	<7.20	<7.20	10.90	
			Overall	8.10	<8.10	<8.10	10.30	
Consumption-based Coping Strategy Index (Average)								
	Act 03: Provide conditional transfers to food-insecure persons, including women, young people and smallholders	Food assistance for asset	Female	10.90	≤8	≤8	9.98	
			Male	8.40	≤8	≤8	8.79	
			Overall	10.80	≤8	≤8	8.95	
Livelihood-based Coping Strategy Index (Percentage of households using coping strategies)								
Percentage of households not using livelihood based coping strategies	Act 03: Provide conditional transfers to food-insecure persons, including women, young people and smallholders	Food assistance for asset	Overall	45.50	>55	>55	56.10	
Percentage of households using crisis coping strategies	Act 03: Provide conditional transfers to food-insecure persons, including women, young people and smallholders	Food assistance for asset	Overall	12.90	<12	<12	9.20	
Percentage of households using emergency coping strategies	Act 03: Provide conditional transfers to food-insecure persons, including women, young people and smallholders	Food assistance for asset	Overall	26	<17	<17	16.80	
Percentage of households using stress coping strategies	Act 03: Provide conditional transfers to food-insecure persons, including women, young people and smallholders	Food assistance for asset	Overall	15.70	≤15	≤15	17.90	
Food expenditure share								
	Act 03: Provide conditional transfers to food-insecure persons, including women, young people and smallholders	Food assistance for asset	Female	51.20	<50	<50	57.02	
			Male	52.95	<50	<50	54.36	
			Overall	51.96	<50	<50	55.02	

Proportion of the population in targeted communities reporting benefits from an enhanced asset base								
	Act 03: Provide conditional transfers to food-insecure persons, including women, young people and smallholders	Food assistance for asset	Overall		0	>80	>50	56

Strategic Outcome 03	Nutritionally vulnerable people in chronically food insecure areas have enhanced nutritional status in line with achieving national and global targets by 2025	- Resilience Building						
		Beneficiary Group	Activity Tag		Planned	Actual		
Activity 04	Support improving the nutrition status of children, PLWG, adolescent girls and other nutritionally vulnerable groups (including people living with HIV) through an integrated malnutrition prevention package, including access to nutritious food and quality care, social behavioural change communication and capacity strengthening							
Output A	Children aged 6–59 months and PLWG benefit from access to nutritious foods that improve diets							
Output C	Children aged 6–59 months, PLWG, adolescent girls and other nutritionally vulnerable groups (including people living with HIV) benefit from evidence and results generated by integrated nutrition approaches that improve the nutrition services provided by the government, NGOs (international and local) and community-based organizations							
Output E*	Children aged 6–59 months, PLWG and adolescent girls benefit from integrated, multi-sectoral nutrition prevention package that improves nutrition status							
A.1	Beneficiaries receiving food transfers	Children	Prevention of acute malnutrition	Female Male Total	13,150 11,850 25,000			
A.1	Beneficiaries receiving cash-based transfers	Pregnant and lactating women	Prevention of acute malnutrition	Female Male Total	80,000 0 80,000	48,400 0 48,400		
A.2	Food transfers			MT	900	0		
A.3	Cash-based transfers			US\$	8,319,600	3,172,149		
A.6	Number of institutional sites assisted							
	Number of health centres/sites assisted		Prevention of acute malnutrition	health center	44	44		
C.4*	Number of people engaged in capacity strengthening initiatives facilitated by WFP to enhance national food security and nutrition stakeholder capacities (new)							
	Number of government/national partner staff receiving technical assistance and training		Prevention of acute malnutrition	individual	34	34		
C.5*	Number of capacity strengthening initiatives facilitated by WFP to enhance national food security and nutrition stakeholder capacities (new)							

	Number of training sessions/workshop organized		Prevention of acute malnutrition	training session	3	3		
	Number of technical assistance activities provided		Prevention of acute malnutrition	unit	5	5		
E*.4	Number of people reached through interpersonal SBCC approaches							
	Number of people reached through interpersonal SBCC approaches (female)		Prevention of acute malnutrition	Number	7,062	3,390		
	Number of people reached through interpersonal SBCC approaches (male)		Prevention of acute malnutrition	Number	123	59		
Outcome results				Baseline	End-CSP Target	2019 Target	2019 Follow-up value	2018 Follow-up value

NPA_PREV_MSP; BORNO; Capacity Strengthening, Cash

Proportion of children 6--23 months of age who receive a minimum acceptable diet

Act 04: Support improving the nutrition status of children, PLWG, adolescent girls and other nutritionally vulnerable groups (including people living with HIV) through an integrated malnutrition prevention package, including access to nutritious food and quality care, social behavioural change communication and capacity strengthening	Prevention of acute malnutrition	Female	23.20	>30	30.40
		Male	19.10	>30	24
		Overall	21.20	>30	27.30

Minimum Dietary Diversity – Women

Act 04: Support improving the nutrition status of children, PLWG, adolescent girls and other nutritionally vulnerable groups (including people living with HIV) through an integrated malnutrition prevention package, including access to nutritious food and quality care, social behavioural change communication and capacity strengthening	Prevention of acute malnutrition	Overall	47.10	>47.10	58.70
---	----------------------------------	----------------	-------	--------	-------

Strategic Outcome 04	Federal, state and local actors have strengthened capacity to manage food security and nutrition programmes in line with national targets in the short, medium and long-term	- Root Causes						
Activity 05	Support the technical capacity of federal, state and local actors in information management systems, vulnerability assessment and mapping, monitoring and evaluation, safety net management, food technology and fortification, supply chains, nutrition and emergency preparedness and response, integrating gender considerations.	Beneficiary Group	Activity Tag		Planned	Actual		

Output C	Smallholders benefit from improved public and private institutions' capacity to support value chains, including enhanced food quality and standards, and local production of nutritious foods							
Output C	Food insecure people benefit from the strengthening of the emergency preparedness and response capacity of national, state and local actors, including with regard to vulnerability assessment mapping and early warning systems, and thus benefit from improvements in their ability to address the specific needs of various vulnerable groups effectively							
Output C, M	Vulnerable people benefit from the strengthened capacity of federal, state and local actors to manage safety nets and thus improve their food security, nutritional status and access to complementary services							
C.4*	Number of people engaged in capacity strengthening initiatives facilitated by WFP to enhance national food security and nutrition stakeholder capacities (new)							
	Number of government/national partner staff receiving technical assistance and training		Emergency preparedness activities	individual	60	60		
			Smallholder agricultural market support activities	individual	40	40		
			Individual capacity strengthening activities	individual	80	80		
C.5*	Number of capacity strengthening initiatives facilitated by WFP to enhance national food security and nutrition stakeholder capacities (new)							
	Number of training sessions/workshop organized		Emergency preparedness activities	training session	2	2		
			Smallholder agricultural market support activities	training session	2	2		
	Number of technical assistance activities provided		Emergency preparedness activities	unit	2	2		
			Smallholder agricultural market support activities	unit	2	2		
C.6*	Number of tools or products developed or revised to enhance national food security and nutrition systems as a result of WFP capacity strengthening support (new)							
	Number of tools or products developed		Individual capacity strengthening activities	unit	4	5		
C.7*	Number of national institutions benefitting from embedded or seconded expertise as a result of WFP capacity strengthening support (new)							

	Number of national institutions benefitting from embedded or seconded expertise as a result of WFP capacity strengthening support (new)		Individual capacity strengthening activities	Number	6	6		
M.1	Number of national coordination mechanisms supported							
	Number of national coordination mechanisms supported		Individual capacity strengthening activities	unit	4	4		
Outcome results				Baseline	End-CSP Target	2019 Target	2019 Follow-up value	2018 Follow-up value
CSI_EPA; Nigeria; Capacity Strengthening								
Emergency Preparedness Capacity Index								
	Act 05: Support the technical capacity of federal, state and local actors in information management systems, vulnerability assessment and mapping, monitoring and evaluation, safety net management, food technology and fortification, supply chains, nutrition and emergency preparedness and response, integrating gender considerations.	Emergency preparedness activities	Overall	2	≥3	=2	2	
Government counterparts; Nigeria; Capacity Strengthening								
Number of national food security and nutrition policies, programmes and system components enhanced as a result of WFP capacity strengthening (new)								
	Act 05: Support the technical capacity of federal, state and local actors in information management systems, vulnerability assessment and mapping, monitoring and evaluation, safety net management, food technology and fortification, supply chains, nutrition and emergency preparedness and response, integrating gender considerations.	Institutional capacity strengthening activities	Overall	0	≥25	≥25	14	
Resources mobilized (USD value) for national food security and nutrition systems as a result of WFP capacity strengthening (new)								
	Act 05: Support the technical capacity of federal, state and local actors in information management systems, vulnerability assessment and mapping, monitoring and evaluation, safety net management, food technology and fortification, supply chains, nutrition and emergency preparedness and response, integrating gender considerations.	Institutional capacity strengthening activities	Overall	1000000	>1000000 0	>1000000 0	0	
Partners; Nigeria; Capacity Strengthening								
Partnerships Index (new)								
	Act 05: Support the technical capacity of federal, state and local actors in information management systems, vulnerability assessment and mapping, monitoring and evaluation, safety net management, food technology and fortification, supply chains, nutrition and emergency preparedness and response, integrating gender considerations.	Institutional capacity strengthening activities	Overall	0	≥18	≥15	14	

Strategic Outcome 05	Government and partner efforts towards achieving Zero Hunger by 2030 are supported by effective and coherent policy frameworks	- Root Causes						
Activity 06	Support the Zero Hunger Forum and food and nutrition security coordination and advocacy in line with the recommendations of the zero hunger strategic review	Beneficiary Group	Activity Tag		Planned	Actual		
Output C	Nigerians benefit from alignment of the policies, plans and programmes of the government and its partners with the recommendations of the national zero hunger review and thus from efficient, effective and equitable progress towards zero hunger							
C.5*	Number of capacity strengthening initiatives facilitated by WFP to enhance national food security and nutrition stakeholder capacities (new)							
	Number of technical assistance activities provided		Institutional capacity strengthening activities	unit	2	2		
	Number of training sessions/workshop organized		Institutional capacity strengthening activities	training session	4	0		
Outcome results				Baseline	End-CSP Target	2019 Target	2019 Follow-up value	2018 Follow-up value
Government counterparts; Nigeria; Capacity Strengthening								
Number of national food security and nutrition policies, programmes and system components enhanced as a result of WFP capacity strengthening (new)								
	Act 06: Support the Zero Hunger Forum and food and nutrition security coordination and advocacy in line with the recommendations of the zero hunger strategic review	Institutional capacity strengthening activities	Overall	0	≥6	=6	5	

Strategic Outcome 06	Humanitarian community is enabled to reach and operate in areas of humanitarian crisis throughout the year	- Crisis Response						
Activity 07	Provide common logistic services to government, United Nations and NGO partners to facilitate effective field operations	Beneficiary Group	Activity Tag		Planned	Actual		
Output H	Crisis-affected people benefit from efficient logistics services through which they receive timely life-saving food assistance							
H.1	Number of shared services provided, by type							
	Number of agencies participating in the logistics cluster forum		Logistics Cluster	agency/organization	35	41		
	Number of agencies and organizations using storage and transport facilities		Logistics Cluster	agency/organization	25	35		
	Number of agencies and organizations using Logistics coordination services		Logistics Cluster	agency/organization	45	55		
H.14	Number of transport and storage services provided to partners, by type							

	Number of fixed storage services provided		Logistics Cluster	Number	1	6		
H.4	Total volume of cargo transported							
	Volume (m3) of cargo transported by air		Logistics Cluster	m3	90	107		
	Volume of cargo handled through storage services		Logistics Cluster	m3	90	30,538		
H.5	Percentage of cargo capacity offered against total capacity requested							
	Percentage of cargo capacity offered against total capacity requested		Logistics Cluster	%	70	66		
Activity 08	Provide common emergency telecommunications services to government, United Nations and NGO partners to facilitate effective field operations and provide for staff security	Beneficiary Group	Activity Tag		Planned	Actual		
Output H	Crisis-affected people benefit from reliable telecommunications that facilitate timely humanitarian assistance							
H.1	Number of shared services provided, by type							
	Number of operational areas covered by data communications services		Emergency Telecommunications Cluster	operational area	11	0		
	Number of operational areas covered by common security telecommunication network		Emergency Telecommunications Cluster	operational area	13	10		
	Number of inter-agency, NGO, and government organisation staff who used ETS services		Emergency Telecommunications Cluster	individual	1,200	4,506		
	Number of IT emergency management and specialized radio telecommunications trainings		Emergency Telecommunications Cluster	training session	2	1		
	Number of common operational areas covered by autonomous hybrid power supply systems		Emergency Telecommunications Cluster	operational area	11	8		
	Number of IM products (sitreps, factsheets, maps and other ETC information) produced and shared via email, information management platform, task force and ETC website		Emergency Telecommunications Cluster	item	60	90		
	Number of ETC meetings conducted on local and global levels		Emergency Telecommunications Cluster	instance	20	17		
	Number of radio-rooms (COMCEN) established		Emergency Telecommunications Cluster	radio room	13	10		
	Number of UN agencies and NGOs provided access to data communications services		Emergency Telecommunications Cluster	agency/organization	70	112		
H.2	Number of WFP-led clusters operational, by type							
	Number of WFP-led clusters operational		Service Delivery General	unit	3	3		

H.8	Number of emergency telecoms and information and communications technology (ICT) systems established, by type							
	Number of web-based information-sharing and collaboration platforms established/updated		Emergency Telecommunication Cluster	information-sharing platform	1	1		
Activity 09	Provide humanitarian air services to all partners until appropriate alternatives are available.	Beneficiary Group	Activity Tag		Planned	Actual		
Output H	Crisis-affected people benefit from UNHAS services that facilitate timely humanitarian assistance							
H.1	Number of shared services provided, by type							
	Number of locations served		Humanitarian Air Service	site	14	13		
	Number of agencies and organizations using humanitarian air services		Humanitarian Air Service	agency/organization	100	90		
	Number of needs assessments carried out		Humanitarian Air Service	assessment	2	2		
	Percentage response to medical and security evacuation		Humanitarian Air Service	%	100	100		
H.4	Total volume of cargo transported							
	Amount of light cargo transported		Humanitarian Air Service	Mt	180	152		
H.7	Total number of passengers transported							
	Number of passengers transported		Humanitarian Air Service	individual	66,000	66,272		
	Percentage of passenger bookings served		Humanitarian Air Service	%	85	88		
Outcome results				Baseline	End-CSP Target	2019 Target	2019 Follow-up value	2018 Follow-up value
CPA_ETC; Nigeria								
User satisfaction rate								
	Act 08: Provide common emergency telecommunications services to government, United Nations and NGO partners to facilitate effective field operations and provide for staff security	Emergency Telecommunication Cluster	Overall	94	≥94	≥94	97	
CPA_HAS; Nigeria								
User satisfaction rate								
	Act 09: Provide humanitarian air services to all partners until appropriate alternatives are available.	Humanitarian Air Service	Overall	91.58	≥92	≥92	92.89	
CPA_LOG; Nigeria								
User satisfaction rate								
	Act 07: Provide common logistic services to government, United Nations and NGO partners to facilitate effective field operations	Logistics Cluster	Overall	96	≥96	≥96	100	

Cross-cutting Indicators

Affected populations are able to benefit from WFP programmes in a manner that ensures and promotes their safety, dignity and integrity								
Proportion of targeted people having unhindered access to WFP programmes (new)								
Target group, Location, Modalities	Activity Number	Activity Tag	Female/Male/Overall	Baseline	End-CSP Target	2019 Target	2019 Follow-up value	2018 Follow-up value
ACL_FFA; Nigeria; Capacity Strengthening, Cash, Food, Value Voucher	Act 03: Provide conditional transfers to food-insecure persons, including women, young people and smallholders	Food assistance for asset	Female Male Overall	90 95.40 92.40	≥99 ≥99 ≥99	≥99 ≥99 ≥99	72.70 89.20 87.30	
NPA_PREV_MSP; BORNO; Capacity Strengthening, Cash	Act 04: Support improving the nutrition status of children, PLWG, adolescent girls and other nutritionally vulnerable groups (including people living with HIV) through an integrated malnutrition prevention package, including access to nutritious food and quality care, social behavioural change communication and capacity strengthening	Prevention of acute malnutrition	Female Overall	98.80 98.80		≥99 ≥99	97 97	
NPA_PREV; Nigeria; Capacity Strengthening, Food	Act 02: Provide nutrition prevention and treatment packages to children 6-59 months, PLWG, other nutritionally vulnerable populations and persons with caring responsibilities	Prevention of acute malnutrition	Female Male Overall	93.20 96.10 94.40		≥97 ≥97 ≥97	100 97.70 97.80	
URT_GD; Nigeria; Capacity Strengthening, Cash, Food, Value Voucher	Act 01: Provide unconditional food assistance and income-generating activities to food-insecure IDPs, returnees, refugees and host communities affected by crises	General Distribution	Female Male Overall	96.30 96.90 96.50		≥99 ≥99 ≥99	100 95.30 95.60	
Proportion of targeted people receiving assistance without safety challenges (new)								
Target group, Location, Modalities	Activity Number	Activity Tag	Female/Male/Overall	Baseline	End-CSP Target	2019 Target	2019 Follow-up value	2018 Follow-up value
ACL_FFA; Nigeria; Capacity Strengthening, Cash, Food, Value Voucher	Act 03: Provide conditional transfers to food-insecure persons, including women, young people and smallholders	Food assistance for asset	Female Male Overall	88.10 88.20 88.10	>90 >90 >90	>90 >90 >90	100 92.50 94.20	

NPA_PREV_MSP; BORNO; Capacity Strengthening, Cash	Act 04: Support improving the nutrition status of children, PLWG, adolescent girls and other nutritionally vulnerable groups (including people living with HIV) through an integrated malnutrition prevention package, including access to nutritious food and quality care, social behavioural change communication and capacity strengthening	Prevention of acute malnutrition	Female Overall	91.50 91.50		>90 >90	96.50 96.50
NPA_PREV; Nigeria; Capacity Strengthening, Food	Act 02: Provide nutrition prevention and treatment packages to children 6-59 months, PLWG, other nutritionally vulnerable populations and persons with caring responsibilities	Prevention of acute malnutrition	Female Male Overall	90.90 90.70 90.80		>90 >90 >90	80 94.50 94.20
URT_GD; Nigeria; Capacity Strengthening, Cash, Food, Value Voucher	Act 01: Provide unconditional food assistance and income-generating activities to food-insecure IDPs, returnees, refugees and host communities affected by crises	General Distribution	Female Male Overall	93.70 93.10 93.50		>90 >90 >90	81.80 94.10 93.30

Proportion of targeted people who report that WFP programmes are dignified (new)

Target group, Location, Modalities	Activity Number	Activity Tag	Female/Male/Overall	Baseline	End-CSP Target	2019 Target	2019 Follow-up value	2018 Follow-up value
ACL_FFA; Nigeria; Capacity Strengthening, Cash, Food, Value Voucher	Act 03: Provide conditional transfers to food-insecure persons, including women, young people and smallholders	Food assistance for asset	Female Male Overall	89.10 92.80 90.70	>95 >95 >95	>93 >93 >93	72.70 89.20 87.30	
NPA_PREV_MSP; BORNO; Capacity Strengthening, Cash	Act 04: Support improving the nutrition status of children, PLWG, adolescent girls and other nutritionally vulnerable groups (including people living with HIV) through an integrated malnutrition prevention package, including access to nutritious food and quality care, social behavioural change communication and capacity strengthening	Prevention of acute malnutrition	Female Overall	98.80 98.80		=100 =100	99 99	
NPA_PREV; Nigeria; Capacity Strengthening, Food	Act 02: Provide nutrition prevention and treatment packages to children 6-59 months, PLWG, other nutritionally vulnerable populations and persons with caring responsibilities	Prevention of acute malnutrition	Female Male Overall	90.30 90.10 90.30		≥95 ≥95 ≥95	100 97.70 97.80	
URT_GD; Nigeria; Capacity Strengthening, Cash, Food, Value Voucher	Act 01: Provide unconditional food assistance and income-generating activities to food-insecure IDPs, returnees, refugees and host communities affected by crises	General Distribution	Female Male Overall	91.40 87.40 90		>92 >92 >92	100 87.60 88.30	

Targeted communities benefit from WFP programmes in a manner that does not harm the environment									
Proportion of activities for which environmental risks have been screened and, as required, mitigation actions identified									
Target group, Location, Modalities	Activity Number	Activity Tag	Female/Male/Overall	Baseline	End-CSP Target	2019 Target	2019 Follow-up value	2018 Follow-up value	
ACL_FFA; Nigeria; Capacity Strengthening, Cash, Food, Value Voucher	Act 03: Provide conditional transfers to food-insecure persons, including women, young people and smallholders	Food assistance for asset	Overall	0	=100	=100	28.40		

Improved gender equality and women's empowerment among WFP-assisted population									
Proportion of food assistance decision-making entity – committees, boards, teams, etc. – members who are women									
Target group, Location, Modalities	Activity Number	Activity Tag	Category	Female/Male/Overall	Baseline	End-CSP Target	2019 Target	2019 Follow-up value	2018 Follow-up value
ACL_FFA; Nigeria; Capacity Strengthening, Cash, Food, Value Voucher	Act 03: Provide conditional transfers to food-insecure persons, including women, young people and smallholders	Food assistance for asset		Overall	0	=50	=50	51	
NPA_PREV; Nigeria; Capacity Strengthening, Food	Act 02: Provide nutrition prevention and treatment packages to children 6-59 months, PLWG, other nutritionally vulnerable populations and persons with caring responsibilities	Prevention of acute malnutrition		Overall	0	=50	=50	64	
URT_GD; Nigeria; Capacity Strengthening, Cash, Food, Value Voucher	Act 01: Provide unconditional food assistance and income-generating activities to food-insecure IDPs, returnees, refugees and host communities affected by crises	General Distribution		Overall	0	=50	=50	50	

Proportion of households where women, men, or both women and men make decisions on the use of food/cash/vouchers, disaggregated by transfer modality									
Target group, Location, Modalities	Activity Number	Activity Tag	Category	Female/Male/Overall	Baseline	End-CSP Target	2019 Target	2019 Follow-up value	2018 Follow-up value
ACL_FFA; Nigeria; Capacity Strengthening, Cash, Food, Value Voucher	Act 03: Provide conditional transfers to food-insecure persons, including women, young people and smallholders	Food assistance for asset	Decisions made by women	Overall	53.70	≤25	≥25	23.70	
			Decisions made by men	Overall	24	≤25	≤25	17.30	
			Decisions jointly made by women and men	Overall	22.30	≥50	≥50	59	

NPA_PREV_MSP; BORNO; Capacity Strengthening, Cash	Act 04: Support improving the nutrition status of children, PLWG, adolescent girls and other nutritionally vulnerable groups (including people living with HIV) through an integrated malnutrition prevention package, including access to nutritious food and quality care, social behavioural change communication and capacity strengthening	Prevention of acute malnutrition	Decisions made by women	Overall	67.50	≥40	25.90		
			Decisions made by men	Overall	27.50	≤10	2.50		
			Decisions jointly made by women and men	Overall	5	≥50	71.50		
NPA_PREV; Nigeria; Capacity Strengthening, Food	Act 02: Provide nutrition prevention and treatment packages to children 6-59 months, PLWG, other nutritionally vulnerable populations and persons with caring responsibilities	Prevention of acute malnutrition	Decisions made by women	Overall	58.60	≥40	51.30		
			Decisions made by men	Overall	31.40	≤10	12.90		
			Decisions jointly made by women and men	Overall	25	≥50	35.70		
URT_GD; Nigeria; Capacity Strengthening, Cash, Food, Value Voucher	Act 01: Provide unconditional food assistance and income-generating activities to food-insecure IDPs, returnees, refugees and host communities affected by crises	General Distribution	Decisions made by women	Overall	53.50	≥25	20		
			Decisions made by men	Overall	28.70	≤25	12.20		
			Decisions jointly made by women and men	Overall	17.80	≥50	67.80		

Type of transfer (food, cash, voucher, no compensation) received by participants in WFP activities, disaggregated by sex and type of activity

Target group, Location, Modalities	Activity Number	Activity Tag	Category	Female/Male/ Overall	Baseline	End-CSP Target	2019 Target	2019 Follow-up value	2018 Follow-up value
------------------------------------	-----------------	--------------	----------	----------------------	----------	----------------	-------------	----------------------	----------------------

ACL_FFA; Nigeria; Capacity Strengthening, Cash, Food, Value Voucher	Act 03: Provide conditional transfers to food-insecure persons, including women, young people and smallholders	Food assistance for asset	Female	0	=72	=72	67
			Male	0	=28	=28	43
			Overall	0	=100	=100	100

Affected populations are able to hold WFP and partners accountable for meeting their hunger needs in a manner that reflects their views and preferences

Proportion of assisted people informed about the programme (who is included, what people will receive, length of assistance)

Target group, Location, Modalities	Activity Number	Activity Tag	Female/Male/Overall	Baseline	End-CSP Target	2019 Target	2019 Follow-up value	2018 Follow-up value
ACL_FFA; Nigeria; Capacity Strengthening, Cash, Food, Value Voucher	Act 03: Provide conditional transfers to food-insecure persons, including women, young people and smallholders	Food assistance for asset	Female Male Overall	6 3.90 4.90	>80 >80 >80	>80 >80 >80	49 55 50.40	
NPA_PREV_MSP; BORNO; Capacity Strengthening, Cash	Act 04: Support improving the nutrition status of children, PLWG, adolescent girls and other nutritionally vulnerable groups (including people living with HIV) through an integrated malnutrition prevention package, including access to nutritious food and quality care, social behavioural change communication and capacity strengthening	Prevention of acute malnutrition	Female Overall	0 0	>80 >80	>80 >80	38 38	
NPA_PREV; Nigeria; Capacity Strengthening, Food	Act 02: Provide nutrition prevention and treatment packages to children 6-59 months, PLWG, other nutritionally vulnerable populations and persons with caring responsibilities	Prevention of acute malnutrition	Female Male Overall	4.10 3.50 3.80	>80 >80 >80	>80 >80 >80	49 43 45	
URT_GD; Nigeria; Capacity Strengthening, Cash, Food, Value Voucher	Act 01: Provide unconditional food assistance and income-generating activities to food-insecure IDPs, returnees, refugees and host communities affected by crises	General Distribution	Female Male Overall	3.80 3.20 3.60	>80 >80 >80	>80 >80 >80	40 47 44	

Proportion of project activities for which beneficiary feedback is documented, analysed and integrated into programme improvements

Target group, Location, Modalities	Activity Number	Activity Tag	Female/Male/Overall	Baseline	End-CSP Target	2019 Target	2019 Follow-up value	2018 Follow-up value
ACL_FFA; Nigeria; Capacity Strengthening, Cash, Food, Value Voucher			Overall	0	=100	>75	50	
NPA_PREV_MSP; BORNO; Capacity Strengthening, Cash			Overall	0		>75	50	

NPA_PREV; Nigeria; Capacity Strengthening, Food		Overall	0		>75	50
URT_GD; Nigeria; Capacity Strengthening, Cash, Food, Value Voucher		Overall	50		>75	50

World Food Programme

Contact info

Paul Howe
paul.howe@wfp.org

Cover page photo © WFP/Karel Prinsloo

Habiba Ali holds her 9 month old daughter, Zubairu, at the PHC Center Lowan Musa, a clinic supported and rehabilitated by WFP in Bade, Yobe State.

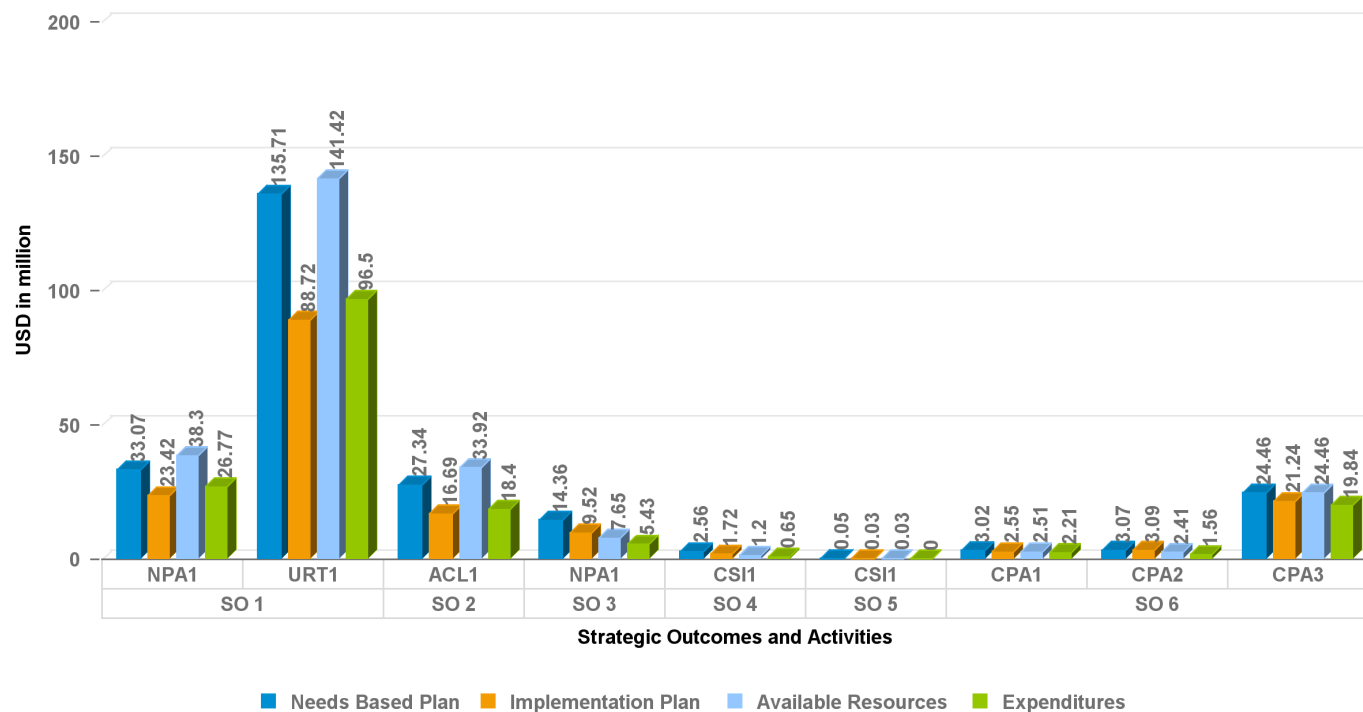
<https://www.wfp.org/countries/nigeria>

Annual Country Report

Nigeria Country Portfolio Budget 2019 (2019-2022)

Annual Financial Overview for the period 1 January to 31 December 2019 (Amount in USD)

Annual CPB Overview



Strategic Outcomes and Activities

■ Needs Based Plan ■ Implementation Plan ■ Available Resources ■ Expenditures

Code	Strategic Outcome
SO 1	IDPs, returnees, refugees and local communities affected by crisis in Nigeria are able to meet their basic food and nutrition needs during and in the aftermath of shocks
SO 2	Vulnerable populations in targeted areas become more resilient to shocks and are able to meet their basic food needs throughout the year
SO 3	Nutritionally vulnerable people in chronically food insecure areas have enhanced nutritional status in line with achieving national and global targets by 2025
SO 4	Federal, state and local actors have strengthened capacity to manage food security and nutrition programmes in line with national targets in the short, medium and long-term
SO 5	Government and partner efforts towards achieving Zero Hunger by 2030 are supported by effective and coherent policy frameworks
SO 6	Humanitarian community is enabled to reach and operate in areas of humanitarian crisis throughout the year

Code	Country Activity Long Description
ACL1	Provide conditional transfers to food-insecure persons, including women, young people and smallholders
CPA1	Provide common logistic services to government, United Nations and NGO partners to facilitate effective field operations
CPA2	Provide common emergency telecommunications services to government, United Nations and NGO partners to facilitate effective field operations and provide for staff security

Annual Country Report

Nigeria Country Portfolio Budget 2019 (2019-2022)

Annual Financial Overview for the period 1 January to 31 December 2019 (Amount in USD)

CPA3	Provide humanitarian air services to all partners until appropriate alternatives are available.
CSI1	Support the technical capacity of federal, state and local actors in information management systems, vulnerability assessment and mapping, monitoring and evaluation, safety net management, food technology and fortification, supply chains, nutrition and emergency preparedness and response, integrating gender considerations.
CSI1	Support the Zero Hunger Forum and food and nutrition security coordination and advocacy in line with the recommendations of the zero hunger strategic review
NPA1	Provide nutrition prevention and treatment packages to children 6-59 months, PLWG, other nutritionally vulnerable populations and persons with caring responsibilities
NPA1	Support improving the nutrition status of children, PLWG, adolescent girls and other nutritionally vulnerable groups (including people living with HIV) through an integrated malnutrition prevention package, including access to nutritious food and quality care, social behavioural change communication and capacity strengthening
URT1	Provide unconditional food assistance and income- generating activities to food-insecure IDPs, returnees, refugees and host communities affected by crises

Annual Country Report

Nigeria Country Portfolio Budget 2019 (2019-2022)

Annual Financial Overview for the period 1 January to 31 December 2019 (Amount in USD)

Strategic Result	Strategic Outcome	Activity	Needs Based Plan	Implementation Plan	Available Resources	Expenditures
1	IDPs, returnees, refugees and local communities affected by crisis in Nigeria are able to meet their basic food and nutrition needs during and in the aftermath of shocks	Non Activity Specific	0	0	7,982	0
		Provide nutrition prevention and treatment packages to children 6-59 months, PLWG, other nutritionally vulnerable populations and persons with caring responsibilities	33,071,719	23,416,308	38,302,339	26,766,494
		Provide unconditional food assistance and income-generating activities to food-insecure IDPs, returnees, refugees and host communities affected by crises	135,708,434	88,723,241	141,421,025	96,500,274
		Non Activity Specific	0	0	7,402,190	0
Subtotal Strategic Result 1. Everyone has access to food (SDG Target 2.1)			168,780,153	112,139,549	187,133,536	123,266,769

Annual Country Report

Nigeria Country Portfolio Budget 2019 (2019-2022)

Annual Financial Overview for the period 1 January to 31 December 2019 (Amount in USD)

Strategic Result	Strategic Outcome	Activity	Needs Based Plan	Implementation Plan	Available Resources	Expenditures
2	Nutritionally vulnerable people in chronically food insecure areas have enhanced nutritional status in line with achieving national and global targets by 2025	Support improving the nutrition status of children, PLWG, adolescent girls and other nutritionally vulnerable groups (including people living with HIV) through an integrated malnutrition prevention package, including access to nutritious food and quality care, social behavioural change communication and capacity strengthening	14,362,122	9,518,674	7,653,759	5,428,040
Subtotal Strategic Result 2. No one suffers from malnutrition (SDG Target 2.2)			14,362,122	9,518,674	7,653,759	5,428,040
3	Vulnerable populations in targeted areas become more resilient to shocks and are able to meet their basic food needs throughout the year	Provide conditional transfers to food-insecure persons, including women, young people and smallholders	27,340,776	16,687,500	33,915,728	18,396,906
		Non Activity Specific	0	0	3,852	0
Subtotal Strategic Result 3. Smallholders have improved food security and nutrition (SDG Target 2.3)			27,340,776	16,687,500	33,919,580	18,396,906

Annual Country Report

Nigeria Country Portfolio Budget 2019 (2019-2022)

Annual Financial Overview for the period 1 January to 31 December 2019 (Amount in USD)

Strategic Result	Strategic Outcome	Activity	Needs Based Plan	Implementation Plan	Available Resources	Expenditures
5	Federal, state and local actors have strengthened capacity to manage food security and nutrition programmes in line with national targets in the short, medium and long-term	Support the technical capacity of federal, state and local actors in information management systems, vulnerability assessment and mapping, monitoring and evaluation, safety net management, food technology and fortification, supply chains, nutrition and emergency preparedness and response, integrating gender considerations.	2,559,920	1,719,453	1,198,546	654,718
Subtotal Strategic Result 5. Countries have strengthened capacity to implement the SDGs (SDG Target 17.9)			2,559,920	1,719,453	1,198,546	654,718
6	Government and partner efforts towards achieving Zero Hunger by 2030 are supported by effective and coherent policy frameworks	Support the Zero Hunger Forum and food and nutrition security coordination and advocacy in line with the recommendations of the zero hunger strategic review	50,000	32,500	25,000	4,760
Subtotal Strategic Result 6. Policies to support sustainable development are coherent (SDG Target 17.14)			50,000	32,500	25,000	4,760

Annual Country Report

Nigeria Country Portfolio Budget 2019 (2019-2022)

Annual Financial Overview for the period 1 January to 31 December 2019 (Amount in USD)

Strategic Result	Strategic Outcome	Activity	Needs Based Plan	Implementation Plan	Available Resources	Expenditures
8	Humanitarian community is enabled to reach and operate in areas of humanitarian crisis throughout the year	Provide common logistic services to government, United Nations and NGO partners to facilitate effective field operations	3,023,726	2,554,876	2,512,461	2,211,199
		Provide common emergency telecommunications services to government, United Nations and NGO partners to facilitate effective field operations and provide for staff security	3,068,279	3,093,066	2,408,100	1,564,219
		Non Activity Specific	0	0	0	0
		Provide humanitarian air services to all partners until appropriate alternatives are available.	24,458,445	21,244,610	24,462,114	19,842,294
Subtotal Strategic Result 8. Sharing of knowledge, expertise and technology strengthen global partnership support to country efforts to achieve the SDGs (SDG Target 17.16)			30,550,449	26,892,552	29,382,675	23,617,713
		Non Activity Specific	0	0	5,886,576	0
Subtotal Strategic Result			0	0	5,886,576	0
Total Direct Operational Cost			243,643,420	166,990,228	265,199,672	171,368,905
Direct Support Cost (DSC)			10,792,483	10,058,985	14,265,859	7,341,925
Total Direct Costs			254,435,903	177,049,213	279,465,531	178,710,830
Indirect Support Cost (ISC)			16,538,334	11,508,199	12,128,669	12,128,669
Grand Total			270,974,237	188,557,412	291,594,199	190,839,498



Brian Ah Poe
Chief

Contribution Accounting and Donor Financial Reporting Branch

Columns Definition

Needs Based Plan

Latest annual approved version of operational needs as of December of the reporting year. WFP's needs-based plans constitute an appeal for resources to implement operations which are designed based on needs assessments undertaken in collaboration with government counterparts and partners

Implementation Plan

Implementation Plan as of January of the reporting period which represents original operational prioritized needs taking into account funding forecasts of available resources and operational challenges

Available Resources

Unspent Balance of Resources carried forward, Allocated contribution in the current year, Advances and Other resources in the current year. It excludes contributions that are stipulated by donor for use in future years

Expenditures

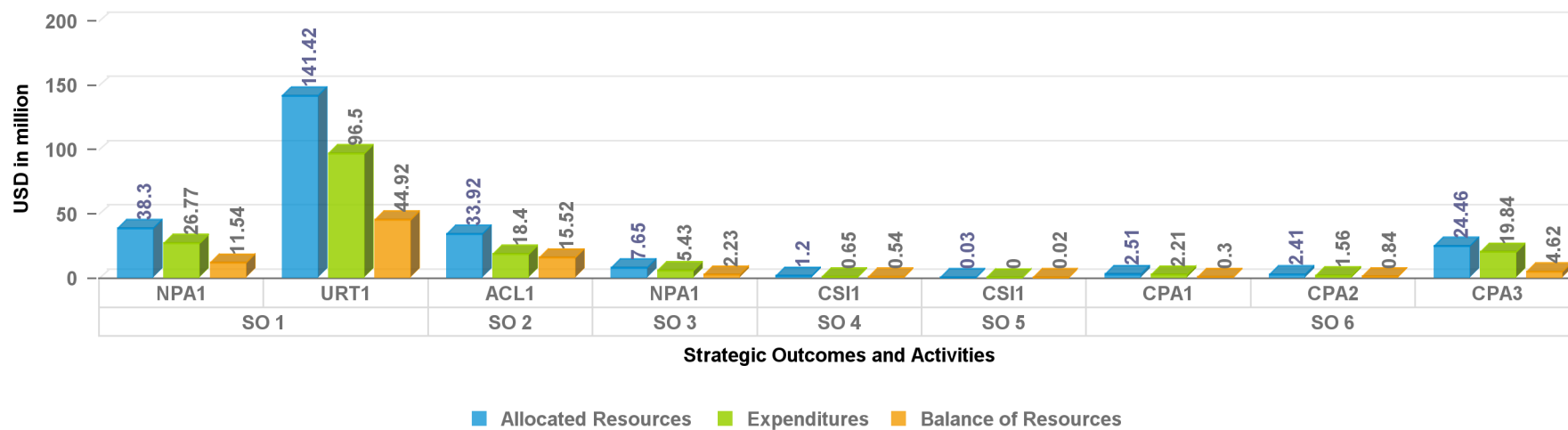
Monetary value of goods and services received and recorded within the reporting year

Annual Country Report

Nigeria Country Portfolio Budget 2019 (2019-2022)

Cumulative Financial Overview as at 31 December 2019 (Amount in USD)

Cumulative CPB Overview



Code	Strategic Outcome
SO 1	IDPs, returnees, refugees and local communities affected by crisis in Nigeria are able to meet their basic food and nutrition needs during and in the aftermath of shocks
SO 2	Vulnerable populations in targeted areas become more resilient to shocks and are able to meet their basic food needs throughout the year
SO 3	Nutritionally vulnerable people in chronically food insecure areas have enhanced nutritional status in line with achieving national and global targets by 2025
SO 4	Federal, state and local actors have strengthened capacity to manage food security and nutrition programmes in line with national targets in the short, medium and long-term
SO 5	Government and partner efforts towards achieving Zero Hunger by 2030 are supported by effective and coherent policy frameworks
SO 6	Humanitarian community is enabled to reach and operate in areas of humanitarian crisis throughout the year
Code	Country Activity - Long Description
ACL1	Provide conditional transfers to food-insecure persons, including women, young people and smallholders
CPA1	Provide common logistic services to government, United Nations and NGO partners to facilitate effective field operations
CPA2	Provide common emergency telecommunications services to government, United Nations and NGO partners to facilitate effective field operations and provide for staff security
CPA3	Provide humanitarian air services to all partners until appropriate alternatives are available.
CSI1	Support the technical capacity of federal, state and local actors in information management systems, vulnerability assessment and mapping, monitoring and evaluation, safety net management, food technology and fortification, supply chains, nutrition and emergency preparedness and response, integrating gender considerations.
CSI1	Support the Zero Hunger Forum and food and nutrition security coordination and advocacy in line with the recommendations of the zero hunger strategic review
NPA1	Provide nutrition prevention and treatment packages to children 6-59 months, PLWG, other nutritionally vulnerable populations and persons with caring responsibilities

Annual Country Report

Nigeria Country Portfolio Budget 2019 (2019-2022)

Cumulative Financial Overview as at 31 December 2019 (Amount in USD)

Code	Country Activity - Long Description
NPA1	Support improving the nutrition status of children, PLWG, adolescent girls and other nutritionally vulnerable groups (including people living with HIV) through an integrated malnutrition prevention package, including access to nutritious food and quality care, social behavioural change communication and capacity strengthening
URT1	Provide unconditional food assistance and income- generating activities to food-insecure IDPs, returnees, refugees and host communities affected by crises

Annual Country Report

Nigeria Country Portfolio Budget 2019 (2019-2022)

Cumulative Financial Overview as at 31 December 2019 (Amount in USD)

Strategic Result	Strategic Outcome	Activity	Needs Based Plan	Allocated Contributions	Advance and Allocation	Allocated Resources	Expenditures	Balance of Resources
1	IDPs, returnees, refugees and local communities affected by crisis in Nigeria are able to meet their basic food and nutrition needs during and in the aftermath of shocks	Provide nutrition prevention and treatment packages to children 6-59 months, PLWG, other nutritionally vulnerable populations and persons with caring responsibilities	33,071,719	38,302,339	0	38,302,339	26,766,494	11,535,844
		Provide unconditional food assistance and income-generating activities to food-insecure IDPs, returnees, refugees and host communities affected by crises	135,708,434	141,421,025	0	141,421,025	96,500,274	44,920,751
	Non Activity Specific	0	7,402,190	0	7,402,190	0	7,402,190	
	Non Activity Specific	0	7,982	0	7,982	0	7,982	
Subtotal Strategic Result 1. Everyone has access to food (SDG Target 2.1)			168,780,153	187,133,536	0	187,133,536	123,266,769	63,866,767

Annual Country Report

Nigeria Country Portfolio Budget 2019 (2019-2022)

Cumulative Financial Overview as at 31 December 2019 (Amount in USD)

Strategic Result	Strategic Outcome	Activity	Needs Based Plan	Allocated Contributions	Advance and Allocation	Allocated Resources	Expenditures	Balance of Resources
2	Nutritionally vulnerable people in chronically food insecure areas have enhanced nutritional status in line with achieving national and global targets by 2025	Support improving the nutrition status of children, PLWG, adolescent girls and other nutritionally vulnerable groups (including people living with HIV) through an integrated malnutrition prevention package, including access to nutritious food and quality care, social behavioural change communication and capacity strengthening	14,362,122	7,653,759	0	7,653,759	5,428,040	2,225,719
Subtotal Strategic Result 2. No one suffers from malnutrition (SDG Target 2.2)			14,362,122	7,653,759	0	7,653,759	5,428,040	2,225,719
3	Vulnerable populations in targeted areas become more resilient to shocks and are able to meet their basic food needs throughout the year	Provide conditional transfers to food-insecure persons, including women, young people and smallholders	27,340,776	33,915,728	0	33,915,728	18,396,906	15,518,822
		Non Activity Specific	0	3,852	0	3,852	0	3,852
Subtotal Strategic Result 3. Smallholders have improved food security and nutrition (SDG Target 2.3)			27,340,776	33,919,580	0	33,919,580	18,396,906	15,522,673

Annual Country Report

Nigeria Country Portfolio Budget 2019 (2019-2022)

Cumulative Financial Overview as at 31 December 2019 (Amount in USD)

Strategic Result	Strategic Outcome	Activity	Needs Based Plan	Allocated Contributions	Advance and Allocation	Allocated Resources	Expenditures	Balance of Resources
5	Federal, state and local actors have strengthened capacity to manage food security and nutrition programmes in line with national targets in the short, medium and long-term	Support the technical capacity of federal, state and local actors in information management systems, vulnerability assessment and mapping, monitoring and evaluation, safety net management, food technology and fortification, supply chains, nutrition and emergency preparedness and response, integrating gender considerations.	2,559,920	1,198,546	0	1,198,546	654,718	543,829
Subtotal Strategic Result 5. Countries have strengthened capacity to implement the SDGs (SDG Target 17.9)			2,559,920	1,198,546	0	1,198,546	654,718	543,829
6	Government and partner efforts towards achieving Zero Hunger by 2030 are supported by effective and coherent policy frameworks	Support the Zero Hunger Forum and food and nutrition security coordination and advocacy in line with the recommendations of the zero hunger strategic review	50,000	25,000	0	25,000	4,760	20,240
Subtotal Strategic Result 6. Policies to support sustainable development are coherent (SDG Target 17.14)			50,000	25,000	0	25,000	4,760	20,240

Annual Country Report

Nigeria Country Portfolio Budget 2019 (2019-2022)

Cumulative Financial Overview as at 31 December 2019 (Amount in USD)

Strategic Result	Strategic Outcome	Activity	Needs Based Plan	Allocated Contributions	Advance and Allocation	Allocated Resources	Expenditures	Balance of Resources
8	Humanitarian community is enabled to reach and operate in areas of humanitarian crisis throughout the year	Provide common logistic services to government, United Nations and NGO partners to facilitate effective field operations	3,023,726	2,512,461	0	2,512,461	2,211,199	301,262
		Provide common emergency telecommunications services to government, United Nations and NGO partners to facilitate effective field operations and provide for staff security	3,068,279	2,408,100	0	2,408,100	1,564,219	843,881
		Non Activity Specific	0	0	0	0	0	0
		Provide humanitarian air services to all partners until appropriate alternatives are available.	24,458,445	24,462,114	0	24,462,114	19,842,294	4,619,820
Subtotal Strategic Result 8. Sharing of knowledge, expertise and technology strengthen global partnership support to country efforts to achieve the SDGs (SDG Target 17.16)			30,550,449	29,382,675	0	29,382,675	23,617,713	5,764,962
		Non Activity Specific	0	5,886,576	0	5,886,576	0	5,886,576
Subtotal Strategic Result			0	5,886,576	0	5,886,576	0	5,886,576
Total Direct Operational Cost			243,643,420	265,199,672	0	265,199,672	171,368,905	93,830,766

This computer generated report is certified by the Chief of Contribution Accounting and Donor Financial Reporting Branch (RMFC)

22/01/2020 13:46:16

Annual Country Report

Nigeria Country Portfolio Budget 2019 (2019-2022)

Cumulative Financial Overview as at 31 December 2019 (Amount in USD)

Strategic Result	Strategic Outcome	Activity	Needs Based Plan	Allocated Contributions	Advance and Allocation	Allocated Resources	Expenditures	Balance of Resources
			10,792,483	14,265,859	0	14,265,859	7,341,925	6,923,935
			254,435,903	279,465,531	0	279,465,531	178,710,830	100,754,701
			16,538,334	14,724,585		14,724,585	14,724,585	0
			270,974,237	294,190,116	0	294,190,116	193,435,415	100,754,701

This donor financial report is interim



Brian Ah Poe
Chief
Contribution Accounting and Donor Financial Reporting Branch

22/01/2020 13:46:16

Columns Definition

Needs Based Plan

Latest approved version of operational needs. WFP's needs-based plans constitute an appeal for resources to implement operations which are designed based on needs assessments undertaken in collaboration with government counterparts and partners

Allocated Contributions

Allocated contributions include confirmed contributions with exchange rate variations, multilateral contributions, miscellaneous income, resource transferred, cost recovery and other financial adjustments (e.g. refinancing). It excludes internal advance and allocation and contributions that are stipulated by donor for use in future years.

Advance and allocation

Internal advanced/allocated resources but not repaid. This includes different types of internal advance (Internal Project Lending or Macro-advance Financing) and allocation (Immediate Response Account)

Allocated Resources

Sum of Allocated Contributions, Advance and Allocation

Expenditures

Cumulative monetary value of goods and services received and recorded within the reporting period

Balance of Resources

Allocated Resources minus Expenditures