

SAVING
LIVES

CHANGING
LIVES



Chad

Annual Country Report 2019

Country Strategic Plan
2019 - 2023



World Food
Programme

Table of contents

Summary	3
Context and Operations	6
CSP financial overview	8
Programme Performance	9
Strategic outcome 01	9
Strategic outcome 02	10
Strategic outcome 03	12
Strategic outcome 04	14
Strategic outcome 05	16
Strategic outcome 06	17
Cross-cutting Results	20
Progress towards gender equality	20
Protection	20
Accountability to affected populations	21
Environment	21
The fight against malnutrition	23
Data Notes	23
Figures and Indicators	26
WFP contribution to SDGs	26
Beneficiaries by Age Group	28
Beneficiaries by Residence Status	28
Annual Food Transfer	28
Annual Cash Based Transfer and Commodity Voucher	30
Strategic Outcome and Output Results	31
Cross-cutting Indicators	59

Summary

WFP launched its 2019-2023 Country Strategic Plan (CSP) in January 2019. This new results-based approach to support food and nutritional security in Chad seeks greater impact and improved coherence with other humanitarian partners. While assistance to crisis-affected populations remains at the core of WFP's work, WFP strengthened technical support and capacity development of central and local level government counterparts and enhanced its resilience and human capital interventions, in order to progressively reduce the humanitarian needs in the future. Throughout the year, WFP provided critical food and nutrition assistance to the most vulnerable people, including internally displaced persons, refugees, returnees and vulnerable local populations.

While assistance to refugees continued throughout 2019, WFP worked to consolidate the shift from status to vulnerability-based targeting. Informed by a consumption gap analysis, WFP adapted rations to actual needs and stepped up efforts to improve the living standards of refugee households that no longer receive emergency food assistance. In Sudanese refugee camps in the northeast, local authorities and refugee leaders continued to negotiate with a view to ensuring that refugees accepted this change.

To make sure that the appropriate assistance reaches the right people, WFP also conducted the biometric registration of displaced communities around Lake Chad, where a rapidly evolving security situation and climate variability continued to drive displacement. An assessment of the socio-economic household profile set the stage for WFP and its partners to introduce a shift to vulnerability-based food assistance in 2020.

In the Sahelian provinces, WFP sequenced emergency food and nutritional assistance during the lean season – the period between the harvests when food reserves run low – with activities to strengthen the resilience of vulnerable communities the rest of the year. While continuing to address environmental and community priorities, WFP also ensured sustainability through family ownership. This approach seeks to curb food insecurity and malnutrition in the long-term and to reduce dependence on assistance.

In line with the United Nations strategy in the country, WFP sought development and peace dividends from humanitarian investments, in order to create positive synergies for social cohesion among host communities and long-term displaced populations. Consequently, the various activities carried out during the year aimed at reducing farmer-herder tensions along the border with Niger, decreasing seasonal migration to Northern Chad and Libya and creating livelihood opportunities for Sudanese refugees and local population in the East.

Thanks to innovative approaches to tackle malnutrition, WFP achieved improvements in the nutrition situation. These were possible thanks to a combination of community-based approaches and behavioral change communication that allowed increasing the coverage of treatment activities to remote areas. Moreover, WFP took the lead in key projects for the production of both semi-industrial and artisanal fortified foods. People living with HIV received food assistance and nutritional counselling around Lake Chad.

With a view to the long-term government and international community social protection strategy, WFP contributed to a first series of actions towards the establishment of a national protection system scheme. A unified social registry was rolled-out in the provinces of Bahri el Gazel, Batha and Kanem by WFP as part of an inter-agency and government effort to put in place a census-based registration system. This will inform on the levels of food insecurity, education, malnutrition and employment of every household.

In order to ensure a more coherent and effective approach in its interventions, WFP established a large network of partners that included 52 international and local organizations, the UN Agencies, a wide range of donors as well as key government ministries. In particular, WFP worked closely with UNHCR and national authorities for the regular delivery of emergency food and cash-based assistance to refugees; with the Food and Agriculture Organization (FAO) and the International Organization for Migrations (IOM) to set in motion the humanitarian-development-peace nexus. WFP also collaborated with UNICEF and the Government of Chad on more coordinated and efficient support to the scale-up of nutrition programs (prevention and treatment, local production of fortified food, nutrition-sensitive programming) and school feeding (home-grown school meals, emergency school meals and promotion of girls education)

Overall, WFP Chad's Country Strategy Plan is contributing to Sustainable Development Goals 1 (end poverty), 2 (end hunger), 4 (inclusive and qualitative education), 5 (gender equality) and 17 (sustainable partnerships).

1,649,040



56%
female

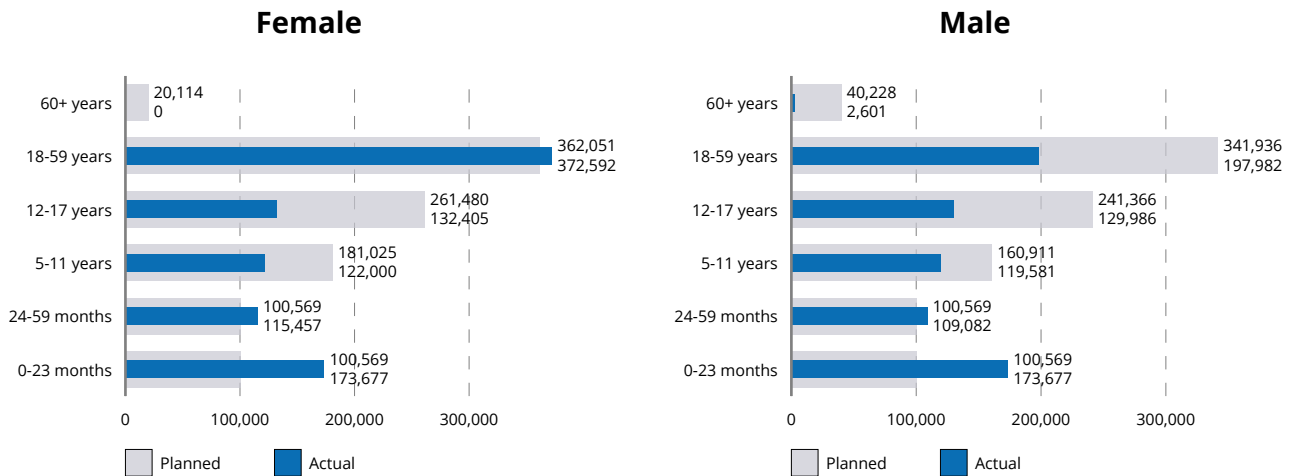


44%
male

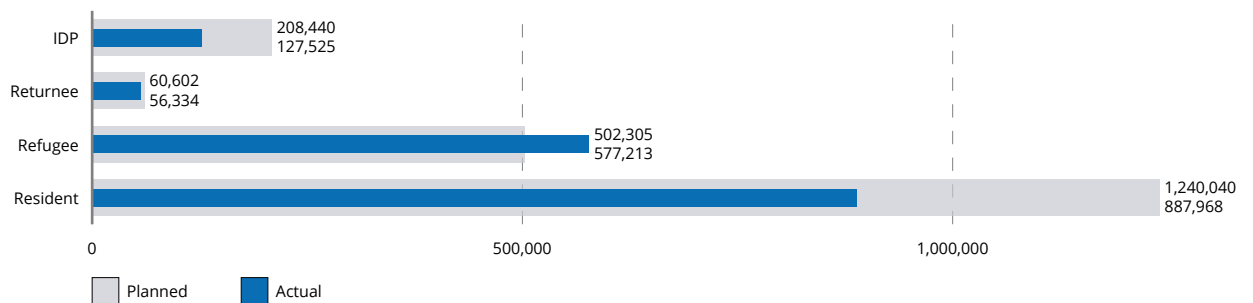
Total Beneficiaries in 2019

of which 239,111 is the estimated number of people with disabilities (114,773 Female, 124,338 Male)

Beneficiaries by Sex and Age Group



Beneficiaries by Residence Status



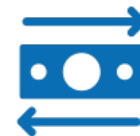
Total Food and CBT



55,826 mt

total actual food transferred in 2019

of 126,871 mt total planned

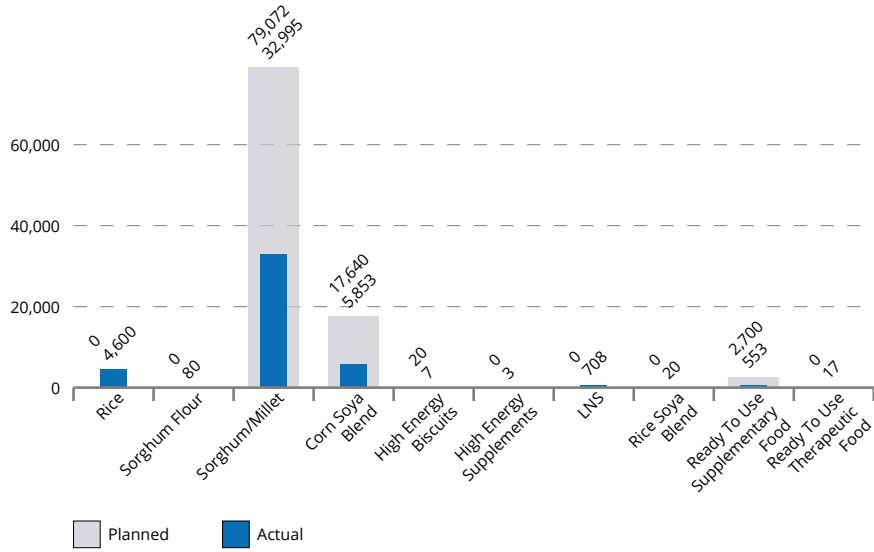


US\$ 23,303,583

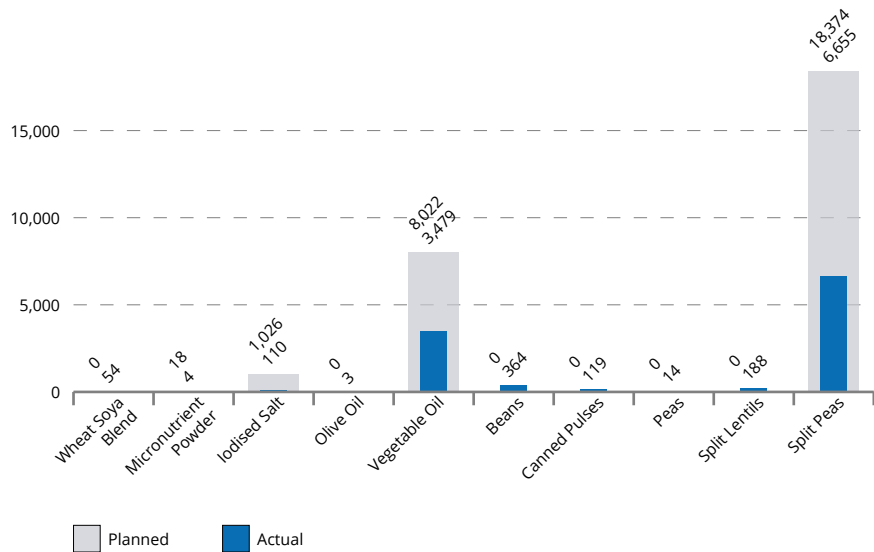
total actual cash transferred in 2019

of \$US 56,932,053 total planned

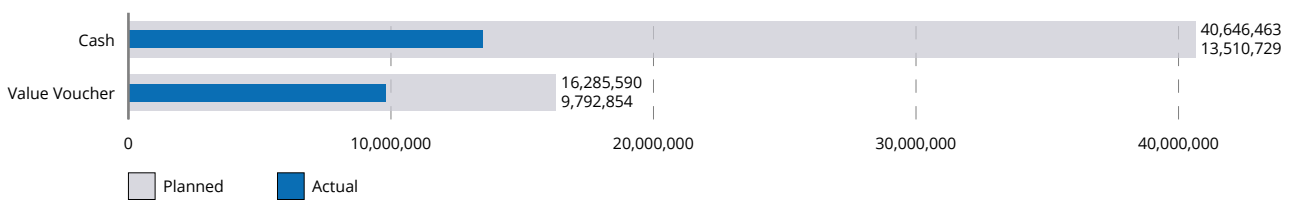
Annual Food Transfer



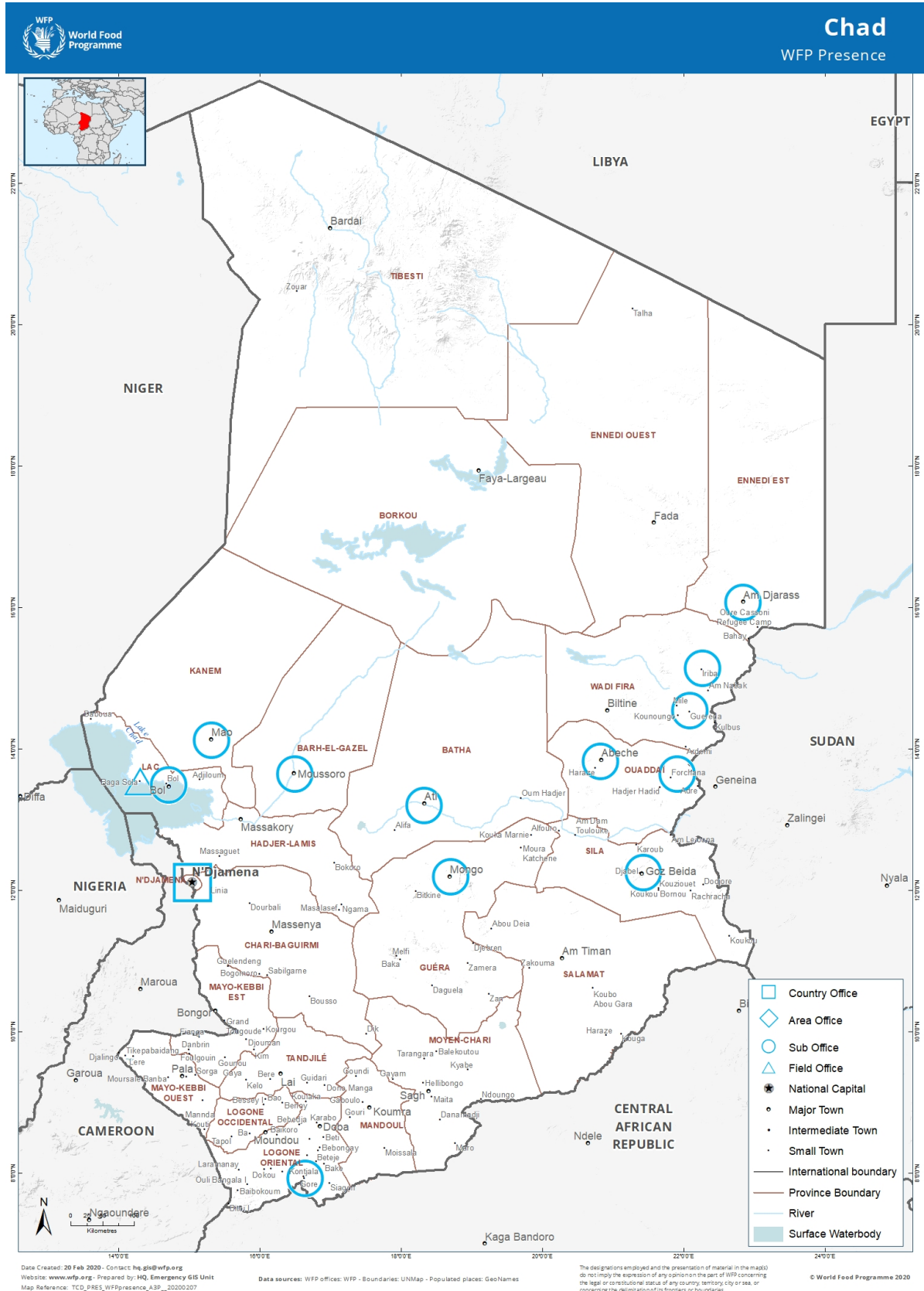
Annual Food Transfer



Annual Cash Based Transfer and Commodity Voucher



Context and Operations



Chad is an arid, low-income and land-locked country suffering from one of the highest levels of hunger in the world. In 2019, 66.2 percent of its population of 15.5 million were estimated to live in severe poverty [1] and the country ranked 187th out of 189 countries in the Human Development Index [2]. Chad is also within the bottom ten countries of the Global Hunger Index (118 of 119), the Fragile State Index (171 of 178) and the Gender Inequality Index (186 of 189).

The country is affected by internal and external population movements driven by insecurity in the region. It hosts the largest refugee population in the Sahel: 437,000 people, of whom 55 percent are women and 24 percent are of school age. This includes 334,000 Sudanese in the east, 91,000 Central Africans in the south and 12,000 Nigerians in the province of Lac. Additionally, there are 169,000 internally displaced persons (IDPs) around Lake Chad [3] and there are



115,000 Chadian returnees (46,000 in the province of Lac and 69,000 in the south, living in camp-like conditions) [4]. The presence and critical needs of these populations put additional pressure on Chad's already limited resources.

Climate volatility also exacerbates poverty and hunger in Chad, where most of the population depends on farming and livestock for their livelihoods. Advancing agricultural practices is challenging due to frequent droughts and rapid desertification. This places even more strain on vulnerable families, particularly in the Sahelian provinces. Chad's population is among the most affected by the global climate breakdown [5].

WFP's activities in Chad fall under the crisis response and resilience-building focus areas, in line with the key Country Strategy Plan's objectives of providing relief to crisis-affected populations and strengthening livelihoods in areas, which are frequently struck by climate-related events. In contribution towards SDG 2, WFP's Strategic Outcome 1 focuses on meeting the basic food requirements of those affected by crises through an integrated package of food and nutritional assistance. Strategic Outcome 2 seeks to ensure access to food to seasonally food-insecure populations in the Sahel and the south. Through Strategic Outcome 3, WFP addresses the nutritional status of vulnerable populations in line with national protocols, while under the Strategic Outcome 4 WFP provides capacity strengthening and productive assets to vulnerable communities to boost their resilience. Working towards SDG 17, Strategic Outcomes 5 and 6 focus on strengthening the capacity of national institutions to address food and nutrition insecurity and improve their disaster management capacity, combining technical assistance and the provision of evidence-based analysis. WFP is also contributing to increase the capacity of the humanitarian community to respond to shocks through the provision of common services.

In 2019, food insecurity and malnutrition, population displacement and health emergencies resulted in more than 7 million people being in acute or chronic vulnerability, thus affecting half of the Chadian population [6]. Nearly 4.3 million people were in need of humanitarian assistance.

Throughout the year, the security situation deteriorated significantly. In the Lake Chad area, attacks increased by 35 percent in 2019 compared to the previous year [7] and violence forced and influx of some 10,000 Nigerian refugees in January and 40,000 civilians to leave their communities. Clashes between government troops and non-state armed groups intensified leading to the declaration of the state of emergency the provinces of Tibesti (North), Ouaddai and Sila (East, where tensions increased between herders and farmers).

In October, the National Food Security Survey (ENSA) showed a deterioration in the food security situation in the western and central provinces in the Sahelian belt. This trend was further confirmed by the November 2019 Harmonized Framework, which estimated that, following a poor agricultural season, 564,000 people were severely food insecure at the time and that the situation will further deteriorate during the 2020 lean season, with 1.1 million people expected to fall under phase 3 (crisis). Furthermore, the October 2019 SMART nutritional survey revealed that the national prevalence of Global Acute Malnutrition (GAM) stood at 12.9 percent and stunting at 14.4 percent. Severe Acute Malnutrition was beyond the WHO's emergency threshold of 2 percent in 13 out of 23 provinces.

The Government's 'Vision 2030, the Chad we want', highlights the key national priorities, with pillars on developing human capital, economic growth and reduction of poverty – with a focus on most vulnerable people. In support to national efforts, the United Nations Development Assistance Framework (UNDAF) 2017–2021 focuses on the development of human capital, social protection, crisis management and sustainability, and governance, peace and security.

Government-led initiatives such as Scaling Up Nutrition (SUN) and the Renewed Efforts Against Child Hunger and Undernutrition (REACH) ensured timely information sharing for effective decision-making and enhanced coordination of the nutrition response. WFP works closely with the Ministry of Agriculture to strengthen national capacities in emergency preparedness and response.

CSP financial overview

2019 was marked by the migration from the old project structure and the roll-out of the new Country Strategic Plan (CSP- TD01). WFP in Chad worked with the Regional Bureau and Headquarters to close all commitments raised against the previous projects and ensure full transfer of resources into the CSP. This process was delayed by the cash-based transfers (CBT) reconciliation between WFP and its main financial service provider in 2018. As a result, WFP had limited resources available in the first half of the year which impacted the signature of field level agreements and commodity transport.

Overall, the operation was funded at 76 percent of the needs-based plan. Main shortfalls were registered within activity 1 (an integrated assistance package to crisis-affected people, under strategic outcome 1) and activity 2 (provide seasonal food assistance to targeted food-insecure people, under strategic outcome 2), due to the high requirements. When faced with this challenge, WFP changed modalities of assistance in order to sustain emergency support to all food-insecure families. Sufficient funds were received for resilience-building and service provision activities. 100 percent of resources received by WFP were directed multilateral contributions. Within those, only two contributions were confirmed at top level (for the entire CSP), and its use was directed at addressing critical operational gaps. Despite the Grand Bargain commitments, most donors earmarked their resources to specific activities or sub-activities (per type of beneficiaries or geographical areas).

WFP utilized the existing internal lending mechanisms to address shortfalls in cash transfers and timely procurement of commodities. Where relevant, cash-based assistance was used with support from donors who recognized the relevance of this modality, for its possible ripple effects on the local economy and accompanying cost-efficiency. In addition, WFP continued to prioritize local purchase of commodities (especially cereals) pre-positioned by the Global Commodity Management Facility, which improved delivery lead time by 60 days and reduced transportation costs for this land-locked country.

The increased use of communication technology is also contributing to cost-efficiency efforts. In an operational context where populations are highly mobile and assistance sites greatly spread out, the roll-out of SCOPE will help avoid duplication and allocation errors.

WFP continued to depend on its traditional donors for the implementation of its activities. Nonetheless, several positive initiatives ought to be highlighted such as the joint prepositioning exercise organized by WFP's main donor: USAID/ Food for Peace. In 2019, WFP noted an increasing number of multi-year pledges from Germany (BMZ and Federal Office) and UKAID (DFID). Finally, WFP received a multi-year contribution from the European Union aiming to support nutritional training and awareness-raising initiatives on malnutrition. It was this contribution that triggered the first budget revision of the CSP.

Programme Performance

Strategic outcome 01

Crisis-affected people in targeted areas are able to meet their basic food and nutrition needs during and in the aftermath of crises

Needs-based plan	Implementation plan	Available resources	Expenditures
\$139,168,601	\$66,800,941	\$108,780,681	\$72,622,502

Assistance to crisis-affected people in Chad was funded at 73 percent of the needs-based requirements, allowing to sustain the provision of emergency assistance to all crisis-affected populations throughout the year. Internal mechanisms such as advance financing and the Global Commodity Management Facility (GCMF) ensured resources were readily available. Nonetheless, WFP experienced some challenges due to geographical and beneficiary earmarking of the contributions. Most resources were directed at the Lake Chad crisis, Sudanese and Central African refugees. This included first contributions towards resilience activities in [MG1] Eastern Chad. Limited availability of resources for Chadian returnees forced WFP to temporarily switch modalities from cash to in-kind. To promote vulnerability-adapted solutions for the least vulnerable refugee households and for communities hosting them, WFP advocated for resources to support a transition towards self-reliance.

In 2019, WFP supported a total of 680,658 beneficiaries with emergency food assistance, distributing a total of 42,6 mt in commodities and USD 17.9 million in cash. WFP supported 395,487 Sudanese refugees in the east, 86,713 Central African refugees, 12,119 Nigerian refugees, 49,929 Chadian returnees in the south, 8,637 Chadian returnees and 127,774 displaced persons around Lake Chad. Refugees and returnees from CAR, Sudanese refugees in the camps of Djabal, Goz Amir, Kerfi and Bredjing and most of Nigerian refugees received cash-based transfers or value vouchers during most of the year and as well as few months with in-kind food assistance. Sudanese refugees in east and north-east camps, as well as internally displaced people (IDPs) around Lake Chad, received in-kind food assistance.

Assistance included a nutrition package combined to the emergency response, through the distribution of ready-to-use supplementary foods and mixed and blended foods to children, pregnant and lactating women, and girls (PLWGs) for the prevention and treatment of malnutrition. Throughout the country, a total of 79,586 children aged 6-59 months suffering from Moderate Acute Malnutrition (MAM) and 32,118 PLWGs received nutritional assistance. These figures also include distributions carried out in N'Djamena, where seasonal migration flows caused an increase in the prevalence of malnutrition. To prevent malnutrition, IDPs in the Lake, including children and PLWGs, and refugees in 19 camps were assisted throughout the year. Host communities in the south also received nutritional supplements from May to December 2019. Treatment and prevention activities were coupled with behavioral change activities for the adoption of key health and nutrition practices.

In 2019, monitoring findings showed improvements among the IDP population's food and nutritional situation. The proportion of households with an acceptable food consumption score increased from 68.4 percent to 90.4 percent and the percentage of households with a poor consumption score decreased of almost 7 points, while fewer refugee households resorted to negative coping strategies to cover their food needs. Sustained funding to the Lake Chad Basin crisis and scale-up of resilience projects enabled these improvements.

The diet diversity score does not show an improved variety in diet among refugees. This could be caused by the difficulties to get food staple variety in the markets, especially fruits and vegetables. In addition, post-distribution monitoring showed that 48 percent of cash-based transfers were used for non-food priorities, such as health, limiting the variety of food items purchased.

A multi-year comparison showed an overall deterioration in the food security and nutritional situation of refugees from Sudan, Central African Republic and Nigeria. There was a drastic decrease in the proportion of households with an acceptable food consumption score, from 65 percent to 40.8 percent and an increase of eight percent (from 20.8 to 28.4) in the number of households with a poor food consumption score. This result comprised the refugees categorized as less vulnerable, which did not receive unconditional food assistance in 2019 and which WFP seeks to include under resilience-building activities. Mobilization of resources for resilience projects to assist this category of beneficiaries was particularly low in 2019 and the degradation of food consumption score showed the urgency to start assisting these groups with resilience-building projects adapted to their needs.

According to post-distribution monitoring, refugees also had less diversified diets at the end of the year. This could be explained by the insecurity in northern Chad, which caused the closure of borders and negatively impacted markets which are normally supplied by Libya, Sudan, Central African Republic and Niger. The declaration of State of Emergency in September 2019 and restrictions imposed in the provinces of Ouaddai, Sila and Ennedi also limited the movement of refugees and livelihood opportunities. In addition, the agriculture campaign was affected by long dry spells in certain areas and flooding in others, thus lessening the expected production. In spite of this, the coping strategy index remained stable.

The food security and nutritional situation of returnees also deteriorated, with the proportion of households with an acceptable food consumption score falling from 82.5 to 74 percent. This can be explained by a poor agricultural campaign in southern Chad and by floods in the last quarter of the year, damaging the already fragile livelihoods of returnees.

The emergency school feeding programme was implemented in 113 schools for refugee, displaced and host communities affected by crises with the aim of improving enrolment, attendance and retention rates. Each affected child received a nutritious meal to encourage parents to keep them in school, for 160 days. Moreover, a food assistance package for people living with HIV aids started in 2019 around Lake Chad with nutritional counselling to 18,600 beneficiaries, combined with cash distributions. In collaboration with the Chadian National Network and Association of People Living with HIV and the National AIDS Control Council, more than 100 nurses, midwives and psychosocial advisors were trained. Three complaint committees were established, each of them composed of three people living with HIV and two psycho-social workers.

Over the year, several displacements occurred in Chad. In January, an attack by elements of the Islamic State in West Africa (ISWA) against the town of Bagakawa in northeastern Nigeria led to population movements along the Chadian border and into the locality of Krikatia, located 34 km west of Ngouboua (province of Lac). Upon arrival, WFP distributed high-energy biscuits to the refugees, who were transferred to the Dar es Salaam camp and supported through regular monthly value vouchers program.

Due to insecurity in the Lake Chad basin, population movements from islands to the mainland and to other villages also took place. In November, over 11,000 people were displaced within the department of Mamdi. In the East, following the declaration of the State of emergency, mainly affecting the provinces of Ouaddai and Sila, families affected by intercommunity conflict also moved to nearby villages to seek security. In addition, flooding affected populations across Chad, thus assistance was provided in the south. At the end of the year, preparations were ongoing to support an additional 44,000 people affected by floods in Mayo Kebbi West.

Main challenges faced in 2019 in the context of assistance to refugees were linked to insecurity around Lake Chad, which limited access of WFP and its partners to implementation sites. Natural shocks, such as floods and the fill-in of ouaddis (seasonal waterbeds) during the rainy season also impacted access in the east and south of the country.

Humanitarian partners continued to negotiate the acceptance of socioeconomic profiling results to move from status-based assistance to vulnerability-based assistance in six Sudanese refugee camps in Eastern Chad.

Additionally, WFP and UNHCR started to import information on the approximately 438,000 refugees living in Chad into SCOPE, to enable humanitarian partners to easily verify the identity of recipients and better manage their entitlements.

Regular monitoring visits were held by the sub-offices during distributions. In addition, support visits were conducted in Farchana, Goz Beida, Iriba, Lac and the south to visit partners and distributions sites, ensure standards are applied, monitor gender and protection, etc. Aside from distribution and post-distribution monitoring, the WFP complaints and feedback was useful to inform programme improvements.

WFP Gender and Age Marker	
CSP Activity	GAM Monitoring Code
Provide an integrated assistance package to crisis-affected people, including food assistance (conditional and/or unconditional), school meals and specialized nutritious food, to children and PLWG and people living with HIV or tuberculosis for malnutritio	3

Strategic outcome 02

Food-insecure people in targeted areas have access to adequate and nutritious food all year-round

Needs-based plan	Implementation plan	Available resources	Expenditures
\$46,774,955	\$26,743,978	\$22,993,184	\$15,984,174

WFP was not able to mobilize sufficient funding to support food-insecure people in targeted areas to have access to adequate and nutritious food all year-round. Only 40 percent of the needs-based requirements were received. WFP referred to the advance financing mechanism, when possible, and the Global Commodity Management Facility (GCMF) ensured resources were readily available. Resources for the seasonal intervention were earmarked to severely food-insecure Chadians living in the vulnerable departments and prioritized the Sahelian belt and three departments in

the South which were the most vulnerable, over other parts of the country. WFP promoted its school feeding programmes and worked with other UN agencies such as UNICEF and UNFPA to increase the efficiency of the response. School feeding was globally well-funded in comparison to the previous years. The level of funding covered 65 percent of the needs. However, important contributions were confirmed towards the end of the year.

With regards to seasonal assistance, the National Food Security and Markets Survey (ENSAM) conducted in February 2019 showed food insecurity levels of 30 percent (compared to 25.6 percent in October 2018, a deterioration of 4.4 percent), with 2.3 percent in severe food insecurity. The most affected provinces were in the Sahelian belt and in the Saharan and Sudanese zones. The March 2019 Cadre Harmonisé, a regional framework aimed at preventing food crisis, anticipated that 640,874 people in 11 departments would be in crisis phase during the lean season.

In line with the National Response Plan and under the coordination of the Food Security Cluster, WFP aimed at supporting 276,148 people throughout eight provinces (BeG, Batha, Guera, Kanem, Lac, Logone Occidental, Logone Oriental, and Wadi Fira). The initial planning figure increased to 277,761 people following the targeting exercise. For the first time, the lean season assistance was extended to two provinces in the South, as the ENSAM results showed higher vulnerabilities and need for assistance than in previous years.

In 2019, WFP reached 99.5 percent of all planned beneficiaries during the lean season response. However, the comparison between baseline and post-distribution monitoring demonstrated a slight deterioration in the food security situation. Among targeted households, poor food consumption increased from 6.90 percent to 11.40 percent. The households with acceptable food consumption also decreased by 5 points, down to 66.70 percent in 2019. Nonetheless, it was reported that fewer targeted households resorted to negative coping strategies to cover their food needs. This deterioration can be explained by differences in the assistance provided in 2018 and 2019. While in 2018 WFP supported food insecure communities for four months with 70 percent-level rations, in 2019 the response was limited to three months and only half rations were secured.

To make sure that the most vulnerable households were reached, WFP held workshops at the central and provincial levels to define the targeting methodology, with a special focus on protection and accountability. WFP supported the Food Security and Early Warning Information System (SISAAP) in communicating food insecurity projections and the targeting methodology for the lean season to local authorities in the provinces of Wadi Fira, Batha and Guera, as they experienced a significant reduction of caseload, compared to 2018. This contributed to a better understanding of the decentralized government structures and increased ownership. All partners within the Food Security Cluster agreed to use the same targeting approach for the 2019 year's seasonal assistance.

WFP ensured all beneficiaries received their three-months assistance (June-August), through work with 14 cooperating partners. WFP lean season assistance reached a total of 277,761 people with food at half ration (50 percent). In order to ensure higher participation of beneficiaries to distribution as well as promotion of essential family practices, WFP partners organized community awareness before, during and after distributions. For the first time, 10 percent of households receiving food and nutritional assistance during the lean season also received seeds, to encourage small scale agricultural activities and improve diet diversity.

Seasonal assistance started in June, except in two departments of Wadi Fira and in the South. Delays were caused by challenges faced with authorities and communities during the targeting process in Wadi Fira, the province with the most drastic reduction in the number of targeted people (passing from 186,000 in 2018 to 26,000 in 2019), as well as some interruptions in food deliveries the South, due to a transport strike in Cameroon. The last round of distribution for some 8,000 people in the Békane axe (Logone Oriental) could only be done in October due to flooding.

WFP provided nutritious hot meals to pupils in primary schools and take-home rations, encouragement kits and excellence scholarships to adolescent girls in Lac, Guera, Batha, Kanem, Bahr el Gazal and Ouaddaï. Targeted provinces register high food insecurity and low literacy rates. With the aim of empowering communities in the long-term and to improve the management of school canteens, WFP also supported Parent-Teacher Associations (PTAs) through capacity strengthening and cash transfers. The school feeding programme included nutritious meals and complementary services such as deworming, awareness and nutrition education, with the aim of improving enrolment, learning conditions and attendance to school.

Under the school feeding programme, 136,404 pupils (94 percent of target) were assisted with nutritious hot meals in 349 primary schools. Daily rations included cereals (150g), pulses (25g), oil (15g) and salt (3g). 3,840 adolescent girls received take-home rations and kits, while 776 received scholarships, to improve their retention and performance in school. The number of school canteen days with five groups of food met the target of 15 days monthly in all provinces.

WFP established partnerships with 14 NGOs (who were also partners under Activity 7) to link local production and school canteens. The home-grown school feeding programme included 147 schools, while 26 school gardens, one community kitchen and 31 community rain-fed field crops were created to locally supply canteens with cereals, pulses and vegetables. The program also benefited from a contribution from the communities to the canteens of 80 tons,

which amounts to 40 percent of the total food distributed at schools. Some 12,000 parents were involved in these activities. A total of 54,241 students were supported through the home-grown school feeding programme throughout eight provinces in the Sahel.

More children receiving school meals stayed at school (93 percent) and there were significantly fewer dropouts, from 24 percent in 2018 to 7 percent in 2019. Nearly all children participating in the school feeding programme regularly attended classes (99 percent).

Early 2019, WFP signed a Memorandum of Understanding with the Ministry of Education for the whole duration of the Country Strategic Plan. WFP committed to support the Division of Food, Nutrition and School health (DANSS) with equipment, financial resources, non-food items and technical assistance to implement and monitor the programme across targeted provinces. Additionally, nutrition education materials were provided to the 349 centers. The kit includes a teacher's guide, a pupil's booklet, a set of images boxes for public animation and posters to promote good hygiene and nutrition practices among cooks.

Regular monitoring was conducted to strengthen the capacities of stakeholders and improve quality. The limited capacity of stakeholders and the long lead times for commodities were the main challenges in 2019.

WFP organized several monthly meetings with partners. The need to strengthen coordination in both the field and in N'Djamena was identified as an area to continue mainstreaming in 2020. In the provinces of Lac, Logone Occidental and Logone Oriental, WFP included the telephone of the WFP hotline on beneficiary cards. During distributions, WFP and its partners ensured that feedback and complaint committees were in place with equal female and male representatives.

Monitoring visits were held by sub-offices to ensure the appliance of standards, as well as gender and protection measures implementation. In addition, support visits were conducted in Batha, Guera, Lac, Bahr el Gazel and the South.

WFP Gender and Age Marker	
CSP Activity	GAM Monitoring Code
Provide seasonal food assistance to targeted food-insecure people.	3
Provide school meals to vulnerable children during the school year in a way that relies on and stimulates local production.	3

Strategic outcome 03

Vulnerable people in targeted areas have improved nutritional status all year-round

Needs-based plan	Implementation plan	Available resources	Expenditures
\$20,996,873	\$16,004,296	\$21,985,519	\$16,650,985

The goal of the Government of Chad is to reduce undernutrition among children under 5 by 2030 through a multi-sectoral approach that creates synergies among health, food security, water, hygiene and sanitation (WASH), education and safety net programmes. In line with this vision, WFP implements a comprehensive nutrition response that combines prevention and treatment of malnutrition and promotes local solutions.

Nutritional assistance was globally well-funded, covering 90 percent of the 2019 needs. Delays in the migration of associated costs from previous operations and the unavailability of some specialized nutritional supplements heavily impacted implementation. WFP reached out to its donors to reprogram commodities from other activities in order to address the shortfalls. In the meantime, WFP explored the introduction of substitute products to sustain the programmes despite the prolonged shortfalls. Several contributions were confirmed towards the end of the year and will be programmed early 2020.

In 2019, prevention of malnutrition focused on the provision of fortified blended foods to people at-risk (children aged 6-23 months and pregnant and lactating women and girls, PLWGs). This seeks to safeguard children's ability to grow, learn and thrive during the 1,000- day window of opportunity- from conception until they are two years-old. WFP sequenced resilience-building initiatives throughout the year with emergency nutritional assistance during the lean

season (under Strategic Outcome 2, Activity 2). In 2019, 332,555 children aged 6-23 months and 83,651 PLWG were assisted in the provinces of Lac, Kanem, Bahr El Gazal, Batha and Guera.

WFP worked with cooperating partners to establish a minimum package of complementary activities composed of immunization, pre- and post-natal consultations, prevention of child disease, deworming, vitamin A supplementation and promotion of appropriate infant and young child feeding (IYCF) practices. This package was implemented in 225 sites across the five targeted provinces. An initiative to improve diet diversification was also rolled-out to provide vulnerable households with backyard gardens and chicken houses.

The Standardized Monitoring and Assessment of Relief and Transitions (SMART) 2019 survey showed a reduction in the prevalence of global acute malnutrition (GAM) in targeted provinces. In the province of Kanem, where WFP and its partners implement a peer-to-peer model to fight malnutrition in remote areas, GAM rates decreased from 25 percent in 2018 to 20.1 percent in 2019. Results of mid-upper arm circumference (MUAC) screenings in the five provinces reveal improvements in nutrition status from June to December 2019, with the proportion of children 6-23 months with a MUAC below 125 mm, dropping from 6.77 percent to 3.7 percent.

Compared to the previous year, monitoring of treatment performance indicators showed an overall improvement in terms of recovery rates, participation, adherence and coverage. Minimum acceptable diet for children 6-23 months showed an improvement from the baseline to the end survey (baseline 1.90 percent, end line 11 percent). The positive findings can partly be attributed to WFP's nutrition, education and counselling programme, which includes training to parents as well as community awareness and awareness on nutrition and the use of appropriate nutritional products.

Training and material support was provided to 225 community sites, where 1,000 community health workers were trained in nutrition and social behavioral change communications. Regular monitoring and supervision were conducted in activity sites to strengthen the capacity of service providers on nutrition, communication, IYCF and improve overall programme quality.

Under Activity 5, WFP continued to focus on the treatment of moderate acute malnutrition. WFP distributed ready-to-use supplementary foods to 210,558 children aged 6-59 months, while 22,282 PLWGs received fortified blended foods (wheat-soya blend and Super Cereal) and vegetable oil.

In partnership with UNICEF, under the leadership of the National Direction of Food Technology and Nutrition (DNNTA) and with Regional Health Delegations, WFP implemented a Community-based Management of Acute Malnutrition (CMAM) programme. WFP focuses on the treatment of moderate acute malnutrition (MAM) cases and UNICEF on the treatment of severe acute malnutrition (SAM) cases. Services provided through the CMAM included community outreach and awareness-raising activities. In 2019, the CMAM treatment programme was implemented in 445 health facilities of 225 sites across eleven provinces (out of the 15 priority provinces where the GAM rate exceeded the World Health Organization's emergency threshold, according to the 2017 SMART survey).

In the hinterland of Lake Chad (provinces of Lac, Kanem and Bahr el Gazel-), WFP supported Home Delivery Services for Nutritional Rehabilitation and Stimulation (FARNE), seeking to improve the coverage and the efficiency of the MAM treatment programme. This peer-to-peer model is implemented in remote areas, further than 5 km from the nearest health center, where a so-called "maman lumière", a mother perceived as a role model by the community, shares good practices on health, hygiene and nutrition with groups of up to 15 women for 12 days. Awareness was combined with regular distributions of PlumpySup. A total of 232,840 cases of MAM were treated using the FARNE approach, covering children and PLWG. The recovery rate of 97 percent was achieved, which is in line with the humanitarian SPHERE standards of at least 75 percent. A default rate of 3 percent was also reported.

Nutrition assistance through the provision of specialized nutritious food was key in preventing MAM cases from falling into severe acute malnutrition (SAM) and substantially reduced mortality associated with acute malnutrition. The income-generating programme featured in FARNE sites promoted the use local solutions, such as the production of local blended flour.

Under Activity 6, WFP focused on supporting the production of local fortified complementary foods in Chad, using a value chain approach. WFP carried out two main initiatives:

A semi-industrial model based on a nutrition-sensitive value chain was jointly implemented by WFP, FAO, UNICEF and WHO in the provinces of Mayo-Kebbi Est and Mayo-Kebbi Ouest. Multi-year funding and donor flexibility enabled stakeholders to sequence their action into an initial stage (assessments in 2016), consolidation stage (support to producers and transformation, 2017-2019) and scale-up stage (marketing of MANISA fortified flour in 2019). The assessment and consolidation stages took longer than expected, thus a no-cost extension was required in 2019, as the project scale-up stage was behind schedule.

Participating UN agencies contributed to the project in their area of expertise, while the Government was involved at the decentralized level. In 2019, the first fortified food for children aged 6 to 24 months was produced in Chad (MANISA flour) and two processing units of locally fortified infant flour were fully established. In 2020, efforts will focus on

strengthening the marketing of this fortified flour, which is very limited to date.

WFP also supported an artisanal production model of locally blended flour combined with the distribution of micronutrient powders. Through this program, WFP supported 12 women groups with equipment for the processing and with technical assistance to ensure quality during all the stages of production, better management, marketing and accounting. In 2019, 10,642 children aged from 6 to 23 months regularly received micronutrient powders, which helped them improve their nutrient intake. The collaboration with the Food Commodities Quality Control Centre (CECOQDA) and the Ministry of Social Affairs was key to achieve these results.

Pipeline breaks of nutritional supplements was a major challenge throughout 2019. WFP experienced long lead times, delays in the dispatch of commodities and tight best-before-dates. The overall pipeline break of super cereal affected the performance of the PLWG assistance. Under activity 6, the lengthy procurement of equipment for the preparation of the flour delayed the process and the availability of the packaging and premix used for the fortification delayed the implementation. Several contributions were confirmed towards the end of the year and will be programmed early 2020.

WFP Gender and Age Marker	
CSP Activity	GAM Monitoring Code
Provide adapted support to targeted people for local fortified nutritious food production.	2
Malnutrition treatment package for children aged 6–59 months and PLWG and their communities	3
Provide a malnutrition prevention package of specialized nutritious food to children aged 6-23 months and PLWG; cash transfers to PLWG attending pre-/post-natal care; and SBCC measures for the latter and their communities.	4

Strategic outcome 04

Food insecure populations and communities in targeted areas have more resilient livelihoods and sustainable food systems all year round

Needs-based plan	Implementation plan	Available resources	Expenditures
\$18,261,237	\$11,651,459	\$12,859,699	\$7,483,559

The promotion of resilient livelihoods and sustainable food systems was well-resourced (at 78 percent of the needs-based requirement) despite earmarked contributions towards specific geographical areas. To facilitate the disbursement of funds and accommodate the seasonality factor, WFP requested advance financing when possible. The level of expenditure was considerably lower than the available resources, as some contributions for several years. WFP continued to advocate for multi-year funds to facilitate the planning and implementation of resilience activities.

Through food assistance for assets (FFA), WFP provides livelihood support to the most vulnerable populations in shock-prone and conflict-affected communities. In support of vulnerable women and men's self-reliance, WFP significantly scaled up FFA and the integrated resilience approach in 2019 and will consolidate this strategy throughout the implementation of the Country Strategic Plan. FFA is the cornerstone of WFP's livelihood support programmes and seeks to build or restore productive assets, aiming to improve the long-term resilience of food insecure people and reduce livelihood hardships. In 2019, integrated resilience projects were implemented in 180 villages, clustered in 50 convergence sites, across eight provinces.

Asset creation is implemented as part of an integrated resilience package, which combines asset creation with nutrition-sensitive activities, home-grown school meals, nutrition treatment and prevention, and smallholder market support. In this ambit, Resilience activities in Chad are contributing to the development of sustainable food systems.

Around Lake Chad, efforts focused on water management structures. In November 2019, the National Agency for Rural Development (ANADER) and WFP distributed 502 hectares of newly developed land near Méléa (Bol area) to a total 5,308 internally displaced and local households. WFP and ANADER created a new polder by constructing two dykes that separate the agricultural land from the lake. The land is slightly below the water level of the water (hence, a polder) which allows for controlled flooding (rather than uncontrolled, seasonal floods) and irrigation systems. In 2020, WFP and its partners will continue to strengthen livelihood opportunities in the lake area by improving water management systems and techniques while providing technical assistance and training and promoting peaceful cohabitation.

In 2019, asset creation and livelihood support activities were expanded to complement emergency food assistance during the lean season. Around 10 percent of lean season support recipients were enabled to build or rehabilitate productive assets of their choice. This is the first step for WFP to transition these households into a long-term resilience programme.

WFP's resilience approach is built on participatory design and planning, based on the Three-Pronged Approach (3PA) methodology. On the village-level, community-based participatory planning (CBPP) enables discussions that allow to prioritize community assets for their high potential to restore the ecosystem, increase household and community income, harness available renewable natural resources (solar), and ensure unity and solidarity among the participants/group members. Women, men, youth and different ethnic groups are represented in community-planning exercises. This addresses some of the challenges associated with the maintenance and utilization of the assets created. The basis of these works were 41 CBPPs carried out in 2018 and three Seasonal and Livelihood Plans (SLP) on regional/department level, carried out in 2019.

A large and diverse number of assets were created in 2019 in the ambit of WFP's asset creation activities. The choice of assets is context-specific and tailored to community priorities, the natural environment and landscapes, as well as social dynamics. In Chad, assets created fall under the broad categories of Water harvesting and management, climate-smart agriculture and sustainable land use, community infrastructure, natural resources management and landscapes, and solutions for deserts and arid climates. These assets included roads, bridges, tree raising and planting, ponds and shallow wells, live fences and hedges, solar-powered irrigation systems and canals, large-scale community farming, composting, as well as homestead activities.

WFP went beyond environmental and community resilience to ensure durable changes at a smaller scale, so that families can more easily take ownership. Combined with community assets, nutrition-sensitive homestead assets showed direct and quick benefit to households. They contributed to an increase in productivity, dietary diversity and sustainable household practices. Homestead assets created in 2019 include, among others, 292 hectares of kitchen gardens, more than 4,471 chicken houses, 23,699 improved stoves and 1,320 latrines.

Each household was entitled to receive up to 20 days of payments upon successful completion of the assigned work and distributions were carried out on a monthly basis, through financial service providers. On average, each household received around USD 75 per month. Additionally, vegetable seeds and hand tools were distributed. In 2019, a total of USD 5.1 million was distributed directly to 136,337 beneficiaries. This includes the support to school gardens and home-grown school feeding.

FFA activities targeted vulnerable people living in the most food insecure, disaster and conflict-prone areas of the country. Household targeting was conducted at the village level by communities themselves and selected communities / households are expected to participate to activities for the next three to five years.

The Project Monitoring and Evaluation Reports show clear improvements in the food security and nutritional situation of integrated resilience beneficiaries, which show an increase of more than 10 percent, to reach 52.80 percent in the proportion of households with an acceptable food consumption score in 2019. Diet diversity score remained at a similar level from previous year. The coping strategy index improved, showing that fewer people resort to negative coping strategies to meet their daily dietary needs.

Moreover, the integrated resilience approach seeks to strengthen the technical capacities of smallholder farmers to improve their livelihoods and their access to markets. To equip stakeholders with improved technologies and practices, WFP conducted two trainings for 94 staff from relevant provincial government offices, NGO and university partners. The technologies and practices introduced aimed at improving the quality of the assets, save and/or reduce labor among women, enhance productivity and improve monitoring and reporting. Additionally, WFP conducted on-the-job training for farmers on integrated pest management and introduced and distributed hermetic bags to reduce post-harvest crop loss.

In 2019, partnerships were established with relevant national and provincial governments, with 17 NGOs (2 international and 15 national), with one community-based organization and two universities. In November, the UN Peacebuilding Fund (PBF) confirmed its support to a WFP-IOM project to decrease seasonal migration to Northern Chad and Libya and to a WFP-UNHCR intervention in Sudanese camps in North-eastern Chad, to improve livelihood opportunities for refugees and host communities. Since early 2019, the UN PBF also supports WFP-FAO activities to reduce farmer-herder tensions along the border with Niger[SM1]. In convergence sites, WFP and UNICEF ensure the continuum of care for the treatment of MAS and SAM. Moreover, medical staff use community platforms for vaccination campaigns and other routine activities.

Given the importance of the resilience programme in potentially empowering vulnerable populations through integrated resilience packages, a pilot monitoring initiative was launched to gather qualitative data, including beneficiary perceptions, on the assistance received and how this improves the lives of the households and communities. An initial training and primary data collection were conducted in the province of Guera, to establish best

practices while developing the monitoring tool and methodology to be used. In 2020, the qualitative data analysis monitoring will be rolled out to all programme areas. At the same time, an impact evaluation is also planned in 2020. Both are expected to contribute to improved learning and accountability of the program.

WFP Gender and Age Marker	
CSP Activity	GAM Monitoring Code
Provide livelihood and asset support, including the development or rehabilitation of natural and productive assets and infrastructure and local purchases, to food-insecure and at-risk people.	3

Strategic outcome 05

National institutions have strengthened capacities to manage food-security, nutrition, and social protection policies and programmes, including programmes which support social cohesion and stability all year round

Needs-based plan	Implementation plan	Available resources	Expenditures
\$3,724,992	\$1,258,018	\$11,600,943	\$741,038

WFP mobilized all the required resources to implement this specific strategic outcome. A multi-year contribution for nutritional training and awareness-raising led to the first budget revision of the Country Strategic Plan. Most resources were confirmed after the first quarter of the year, which made it difficult to conduct the market assessment and the national food security survey prior to the revision of the Cadre Harmonisé, in March 2019. Despite a satisfactory level of funding, the requirements are constantly increasing, in terms of evidence-based analysis, in particular for the Harmonized Questionnaire, the socio-economic profiling, the joint assessments on food security and the monitoring of nutrition status and prices in smaller markets.

As part of the capacity strengthening process, WFP worked mainly with the Food Security Early Warning and Information System (SISAAP) as its counterpart under the Ministry of Agriculture. As a first step to improve coordination, SISAAP was fully included in the Food Security Cluster to become the cluster co-facilitator. As such, SISAAP takes part in all monthly meetings and is now a central decision-making stakeholder.

To align with the food security monitoring system of the Cadre Harmonisé, led by the Inter-state Committee Against Drought in the Sahel (CILSS) every March and November, WFP was able to mobilize resources to conduct two ENSAs (Food Security National Assessments, in partnership with SISAAP. The SISAAP took the lead in organizing both assessments that are meant to feed the analytical process of the Cadre Harmonisé. This allowed for a substantial improvement in data analysis and precision in the estimates for the upcoming lean season response for July-September 2020. This was the first time that Chad was able to conduct two assessments within a year.

WFP supported the whole process from assessment to joint analysis, particularly in November with a new methodology (Cadre Harmonisé 2.0). WFP trained SISAAP and the National Assessment Committee on the overall organization of the exercise and on analytical and communication skills, while the new methodology ensured enhanced traceability of sources and objectivity of the analysis. More than 50 people from the National Assessment Committee- whose members come from ministries, Government-led technical agencies, national and international NGOs- participated in this analysis. To finalize this process, WFP accompanied SISAAP to elaborate the national response plan for the lean season and also took the lead in training its partners in targeting exercises. WFP also supported SISAAP deployment in various departments to better communicate the results of Cadre Harmonisé with local authorities.

Thanks to a signed convention with the EU, WFP was able to provide continuous support to SISAAP and guarantee its operations. SISAAP produced regular reports and bulletins during the year, including the household economic approach (HEA) and monitoring of the agro-pastoral campaign and weather forecasts.

To ensure that the food assistance reach the right people, WFP and the National Institute of Economic Studies and Statistic (INSEED) conducted the biometric registration of displaced communities around Lake Chad, where a rapidly evolving security situation and climate variability continue to drive displacement. A total of 122,348 people across 83 sites were registered in SCOPE (WFP's digital solution for beneficiary information management). During the registration, WFP carried out the socio-economic profiling of this population group, which will also set the stage for vulnerability-based targeting.

As part of the effort to support a government social protection programme, WFP is piloting the use of the Unified Beneficiary Registry to contribute to a common database managed by the Government, the humanitarian and

development community. The database will link the particular vulnerabilities of women and men of all ages to specific climatic and insecurity shocks, identified through the Integrated Context Analysis (ICA). Under this project, every household in Chad will be surveyed and collected data will be transferred into a platform that will inform about the level of food insecurity, education, malnutrition or unemployment. As a major data contributor to the registry, WFP pushed forward the strategic and technical dialogue with the Government, the World Bank and other partners, to support the emerging national social protection scheme.

In 2019, WFP support enabled 195,000 households in Barh el Gazel, Kanem and Batha to be registered. In collaboration with INSEED, this will be continued in 2020. During its assessment, WFP also collected data to build the Minimum Expenditure Basket (MEB) and Essential Needs Assessments (ENA). The generated analysis has been presented to the Cash Working Group to contribute to the ENA and MEB debate at the national level.

WFP Chad supports the country in achieving the Sustainable Development Goals (SDGs) 2030. The SDG-related indicators are direct results of the WFP operations in the country. These, in turn, support the country's achievements of its SDG commitments. The national SDG results are supported by the UN Country Team, however not all data are available and updated in a timely manner. For SDG 17 on partnerships, updated information was not collected by the national government. For SDG 2 on ending hunger, WFP actively supports the collection of SDG data by providing financial and technical support to the conduction of an annual Nutrition survey called Standardized Monitoring and Assessment of Relief and Transition (SMART), in collaboration with UNICEF. The Ministry of Health, through its Department of Nutrition and Food Technology (DNFA), led this annual national survey carried out in the last quarter of every year.

WFP Gender and Age Marker	
CSP Activity	GAM Monitoring Code
Provide training and technical support to national institutions on the design and implementation of a permanent response-planning scheme for food security and nutrition with consolidated early-warning and coordination mechanisms, as well as a shock-respon	0

Strategic outcome 06

Humanitarian and development partners in Chad have access to common services that enable them to reach and operate in targeted areas all year.

Needs-based plan	Implementation plan	Available resources	Expenditures
\$16,105,369	\$7,769,070	\$18,284,921	\$10,591,316

This strategic outcome focusing on service provision to the humanitarian community was fully funded. The level of resources mobilized triggered a budget revision to accommodate the second phase of the insecticide-treated mosquito nets (MILDA) project towards the end of the year, while this strategic outcome had a cost recovery of around USD 4 million. Visibility on available resources provided the operational stability to WFP and its customers. This entailed the regular and reliable provision of humanitarian air service to the international community and the rehabilitation of several airstrips.

Under Activity 9, WFP undertook several projects including logistics, telecommunications and accommodation services provision to the humanitarian and development community. It also provided human resources and administrative support to the UN Resident Coordinator's office.

Throughout the year, WFP provided storage and vehicle repair services to other UN agencies in Abeche and N'Djamena. The main activity was the preparation for the distribution of 8.2 million MILDA kits on behalf of the United Nations Development Programme (UNDP) and the Global Fund to fight AIDS, Tuberculosis and Malaria (GFATM). These organizations support the Ministry of Health at the provincial and district levels and the General Department for Preventative and Environmental Health and Fight against Disease to carry out the 2020 MILDA mass distribution campaign.

In the last quarter of 2019, WFP established four logistics bases (N'Djamena, Mongo, Moundou and Amboko) that will be used during the MILDA campaign. The objective is to implement the supply chain delivery to 923 health facilities and 4,237 distribution points located in 67 Districts in 11 provinces in Chad, namely Tandjile, Logone Oriental, Mandoul, Moyen Chari, Salamat, Lac, Mayo Kebbi Ouest, Mayo Kebbi Est, Logone Occidental, Hadjer Lamis and Guera.

In addition, WFP played an important role in national capacity-building efforts and supported the Ministry of Health by embedding several public workers within the MILDA team, allowing them to learn while working alongside WFP. In December, a technical workshop was organized to strengthen capacities in logistics and supply chain management.

Under activity 9, WFP also offered 86 rooms in guesthouses around Chad to UN agencies, NGO and donor staff on mission. A monthly average of 150 guests enjoyed improved accommodation services. With the support of WFP's engineering and wellness divisions, a guesthouse upgrading program was initiated in 6 Sub-Offices, namely in Abeche, Farchana, Guereda, Mao, Bol and Mongo. The program featured enhanced well-being equipment – such as gyms-, water treatment and heating systems and the replacement of old prefabricated accommodations.

WFP provided IT services (internet, radios, electrical energy) to UN agencies gathered in the One UN compound of Abeche. In Mongo and Bol, WFP provided common emergency telecommunications to UN agencies.

Upon request from the Humanitarian Coordinator / Resident Coordinator's office and in the framework of activities supported by the UN Peacebuilding Fund (PBF), WFP provided support through the recruitment of a Coordinator and a United Nations Volunteer on monitoring and evaluation and communications for all PBF projects in Chad.

Activity 10 is established to provide safe, effective and efficient air transport services to the humanitarian community in Chad. The need for humanitarian assistance in the country remains steadily high, wherein vast distances, poor transportation networks combined with inaccessibility to remote regions during the rainy season and insecurity limit humanitarian workers' access to beneficiaries. The United Nations Humanitarian Air Service (UNHAS) is, therefore, crucial to facilitate access to beneficiaries and implementation sites for NGOs, UN agencies, donor organizations and diplomatic missions.

With operational bases in N'Djamena, Abeche and Goz-Beida, UNHAS continued to provide critical life-saving air services to 19 regular destinations within Chad with a fleet of four fixed-wing aircraft. The main intervention remained to address the transportation needs of the humanitarian community. UNHAS also conducted lifesaving medical and security evacuations as well as the transport of light cargo to all 19 destinations across the country. UNHAS ensured the implementation of these activities with a regular weekly flight schedule with inherent flexibility to be amended based upon needs of the humanitarian community.

Fleet composition and operational routes continued to be determined by the passenger access satisfaction surveys and consultations with user organizations through the User Group Committee. Moreover, the activity was duly implemented through standard WFP management structure and support systems and regularly reviewed in accordance with standard procedures to minimize risks and ensure operational efficiency and effectiveness. UNHAS undertook a fleet reconfiguration and replaced the Dash8 with a Beechcraft 1900 based in Abéché, thereby, enhancing the operational efficiency and cost-effectiveness by ensuring maximised utilization rates including but not limited to enhanced evacuation capabilities and responsiveness.

Airfield rehabilitation required critical attention as civil aviation authorities ASECNA/ADAC only control three airfields out of the 19 accessed by UNHAS aircraft. In the province of Lac, 26 humanitarian and development organisations expressed the need for a connection to be established between Baga Sola and N'Djamena, to allow a faster access to implementation sites and reduce the risk of insecurity confronted by these workers using road travel. Works were carried out and WFP awaits Government authorization to start operating flights. An airstrip in Iriba was rehabilitated to allow landing and take-off to facilitate operations for a larger capacity Dash-8 aircraft (37 seats) as opposed to the Caravan aircraft (12 seats).

To respond to the transportation needs, UNHAS continues to strategically base two aircraft in the East of the country bordering Sudan (in Abeche and Goz Beida), one other aircraft providing connections between the West and the East of the country, the Southern region bordering the Central African Republic and the Western region, i.e. the Lake Chad Basin (based in N'Djamena), and the fourth aircraft stationed in Yaoundé, Cameroon. In 2019, use of the service split by organizations stood at 44 percent for NGOs, 54 percent for UN Agencies and 2 percent for Government counterparts, Diplomatic Corps and Donor community.

UNHAS Chad fostered a strong partnership with the Civil Aviation Authorities and these contacts facilitated the granting of flight permits for the operation of aircraft in the country and in the region (Niger, Cameroon and C.A.R.). 159 civil aviation personnel were trained on safety management systems and security awareness programmes. Further, the civil aviation authorities, airports authorities and aviation partners are invited to participate in the monthly aviation safety meetings to share information on safety, involving all the aviation partners.

In order to enhance safety of air operations, as well as to participate in aviation capacity building initiatives, UNHAS also trained WFP and non-WFP partners. Herein, training to 61 UNHAS staff and focal points in aviation security, training to 42 UNHAS staff and focal points in the International Air Transport Association (IATA) ground handling and loading supervision courses.

Operational hazard identification and aviation risk management are constantly monitored through the established WFP Aviation structure. Relevant risk analyses and mitigation actions are implemented as required. This keeps an acceptable level of risk as per the approved Aviation Safety Program. UNHAS Chad uses corporate tools, such as the web-based electronic Flight Management Application (E-FMA) that enables on-line passenger seat bookings by user agencies and monitoring of load factors, operational trends and costs. Additionally, the project makes use of the Performance Management Tool application (PMT), a corporate tool, measuring the effectiveness and efficiency of the operation whilst setting benchmarks with UNHAS operations worldwide.

In May and November 2019, UNHAS in Chad conducted four passenger surveys, the PASS (Provision of Access Satisfaction Survey) and the PSS (Passenger Satisfaction Survey). The first survey set conducted in early 2019 indicated that 67.82 percent and 13.29 percent of user organizations were respectively satisfied or very satisfied. Findings from the PSS confirmed the level of satisfaction with 64.67 percent and 20.36 percent of passengers respectively satisfied or very satisfied with the air service. Furthermore, an additional user survey was carried out to ascertain the needs assessment for Baga sola.

WFP Gender and Age Marker	
CSP Activity	GAM Monitoring Code
Provide UNHAS flight services to enable partners to reach areas of humanitarian intervention.	N/A
Provide supply chain, information and communications technology, information management and other logistical services to the humanitarian and development community.	N/A

Cross-cutting Results

Progress towards gender equality

Improved gender equality and women's empowerment among WFP-assisted population

In Chad, customary norms inhibit women from actively participating in decision-making processes, impede women's rights to inherit or own land, prevent women from reporting gender-based violence (GBV), force them into early and child marriages and limit their access to education and health. As a result, food and nutritional insecurity disproportionately affect women and girls. 38.2 percent of female-headed households are affected by food insecurity, opposed to 20 percent male-headed households. In 2019, WFP systematically integrated gender considerations through several mechanisms, such as gender training and checklists for WFP staff and partners; gender aspects in vulnerability analysis and mapping (VAM), Monitoring and Evaluation (M&E) questionnaires and increased awareness campaigns among communities.

To protect women and girl refugees, returnees and vulnerable Chadians, WFP put in place preventive measures to avoid gender-related risks, including sexual abuse and exploitation, physical and emotional abuse and neglect, domestic violence related to the use of entitlements. Coupled with increased awareness efforts, these measures ensured that beneficiaries had access to information about their entitlements, distribution schedules and complaint mechanisms.

Under WFP's support to crisis-affected populations, distribution management committees, as well as complaint and feedback mechanisms, were established at distribution sites, yet women filled one quarter of the complaints. WFP and its cooperating partners guaranteed at least 50 percent representation of women at each general distribution site.

A safe, secured and dignified environment was created during distributions. WFP worked with partners to ensure food distributions were launched before midday thus beneficiaries did not have to transport their rations at night time. Women and girls were prioritized as the first recipients of rations with the aim of reducing their waiting times. Women often attended distributions with their children and prepared meals for the whole family.

Under the livelihood support and sustainable food systems programme, activities that could be implemented closer to the area of residence were often more suitable for women's participation; such as backyard gardens and agroforestry, live fencing around homestead and various livelihood training. Establishing childcare facilities at the project sites also encouraged women's participation. These facilities were often run by senior women experienced in childcare who were paid as part of the project workers.

The implementation of irrigation systems and water harvesting activities improved the use of water resources resulting in higher yields, including for vulnerable groups that are usually characterized by low productivity due to labour and resources constraints. The creation and rehabilitation of boreholes and the use of energy-saving stoves reduced the burden on women who are usually tasked with cooking and procuring water and firewood.

By building the capacities and facilitating the establishment of group gardens, which optimize the use of spaces available to women, there was a diversification of household production and diets resulting in better nutrition for vulnerable group and reduced stress for women to find alternative food sources. Additionally, women's participation in activities related to the recuperation and expansion of arable lands contributed to legitimizing them as landowners, when land plots were distributed by ANADER, the National Agency for Rural Development.

Protection

Affected populations are able to benefit from WFP programmes in a manner that ensures and promotes their safety, dignity and integrity

WFP Chad ensures and promotes the safety, dignity and integrity of affected populations as it provides critical food and nutrition assistance. Throughout 2019, WFP integrated protection mitigation actions in serving over 1.63 million vulnerable people, including internally displaced persons, refugees, returnees and vulnerable local populations.

In 2019, WFP enforced measures to mainstream protection during project planning, monitoring and implementation across all interventions, especially during the lean season. During planning, emphasis was placed on targeting women and girls vulnerable to inequalities and violence across all pillars and on making efforts towards the prevention of gender-based violence. This is particularly relevant for the Lake region where the population remains exposed to risks linked to military activities and ongoing conflict.

WFP also ensured that distribution sites were within five km from beneficiaries' sites to enable the most vulnerable beneficiaries such as women and people with disabilities to get there easily. Guidelines were established to prioritize most remote villages in receiving first distributions. In coordination with government authorities, identifying lean season priority geographical areas also helped identify distribution sites closer to villages. WFP and its partners also considered flood-prone areas while defining accessible distribution sites. Within the malnutrition prevention and treatment projects, protection risks identified such as concerns of access, security, waiting times, were directly mitigated by increasing the number of distribution points to reduce walking distance and time from home and

development of distribution plans in consideration to the size of communities of assisted beneficiaries and the human resources to support the distribution.

Prior to the provision of food assistance, WFP trained its field staff and partners in a participative community-based targeting approach to identify the most food-insecure beneficiaries. This harmonized crucial steps of geographical and community targeting, using key criteria adapted to the local context and in partnership with local authorities and technical departments to identify the most vulnerable. This will be continued and strengthened in 2020. Further, in 2019, SCOPE, the corporate beneficiary registration platform using biometrics, was expanded to the province of Lac and a socioeconomic profiling of IDPs and returnees was conducted. WFP also initiated the provision of food assistance to people living with HIV/AIDS, along with cash and nutritional counselling in the Lake region.

WFP strengthened its country-wide coordination system with partners, organizing frequent, regular meetings to discuss programme monitoring information, challenges and ways forward, integrating protection and complaints and feedback mechanisms. Partners response to this enhanced coordination system was positive and will be continued in 2020. Monitoring visits were continuously conducted by sub-offices during distributions to support partners, distribution sites, ensure application of protection and humanitarian standards, as well as gender, complaints and feedback mechanisms. In areas with restricted access, WFP engaged third-party monitoring entities to ensure that protection issues are identified and addressed.

Beneficiaries reported overall that WFP programmes are dignified (up to 91 percent), that they receive assistance without safety challenges (up to 98 percent) and that they have unhindered access to WFP programmes (up to 98 per cent) across all beneficiary categories.

Accountability to affected populations

Affected populations are able to hold WFP and partners accountable for meeting their hunger needs in a manner that reflects their views and preferences

In Chad, WFP is accountable to affected populations by engaging them in the processes and decisions that affect their lives. WFP ensures there is two-way communication throughout project cycle, through information provision and consultation. Further to this, WFP offers a formal structure, a complaints and feedback mechanism (CFM), where assisted populations are key stakeholders.

The centralized CFM was established in May 2018, endorsed by the inter-agency Humanitarian Country Team, the Inter-Agency Standing Committee Task Force on Accountability to Affected Populations as well as the Protection from Sexual Exploitation and Abuse Task Force. It is accessible to assisted populations in the South and around Lake Chad through toll-free hotline numbers, email and confidential drop boxes at distribution sites. Advocated alongside WFP cooperating partners, it can refer cases to other humanitarian actors.

In July 2019, WFP Chad's CFM became part of the global corporate initiative to pilot Sugar CRM, a case management software. This new feature upgraded the CFM with a centralized database, management and forwarding system in a more efficient manner. In line with this technological scale-up, system processes, coordination and categorizations of calls were enhanced. Beneficiary cards included toll-free hotline numbers for increased awareness. An internal CFM Working Group was also established to supplement these efforts.

Despite advocacy and sensitization efforts, the use of the CFM hotline is still limited; however, WFP and partners will work on increasing utilization by beneficiaries in 2020 projects. In 2019, the majority of the calls were on concerns of general information and inability to access assistance, majority of which is comprised of requests for additional information on next distributions and to be included in assistance, respectively. These calls not only provided direct means for WFP to quickly address challenges and concerns of beneficiaries but have also allowed programme operations to be continuously monitored and improved through the timely reception of information.

In addition to CFM, WFP Chad strengthens accountability to affected populations by initiating a Privacy Impact Assessment to identify opportunities and risks related to the digitalization of activities in 2020. This envisions also a new type of technology to be used, such as iris biometrics and Global Distribution Tools of UNHCR.

According to post-distribution monitoring, 92.3 percent of beneficiaries were informed about the programme. WFP and its partners had purposively increased awareness efforts. During the design and planning stage of the project, WFP and its partners involved local authorities and beneficiary communities to ensure a clear understanding of the selection criteria of beneficiary households and activities to be carried out. During implementation, beneficiaries were informed of activities, cash distributions modalities and their entitlements, while feedback and complaint management committees were established at distribution sites to receive potential communications from beneficiaries. Throughout the project, continuous monitoring and evaluation were conducted, consulting beneficiaries during distribution activities and in post-distribution surveys on targeting, distribution modalities, quality of inputs and the impact of the project on their food security. Regular monitoring missions by WFP also ensured project progress and application of humanitarian standards.

Environment

Targeted communities benefit from WFP programmes in a manner that does not harm the environment

Environmental degradation and food insecurity are closely intertwined in Chad. Food insecurity is highest in Sahelian provinces, where communities battle rapid desertification, soil erosion and natural disaster. During the long dry spells, pastoralists face severe water scarcity for fodder and water for their livestock. This led to resource-based conflicts with farmers in 2019 and triggered the declaration of a State of Emergency in the provinces of Ouaddai, Sila, where dozens of people were killed.

During the rainy season, road access to Eastern provinces is not possible as heavy rains cause flooding and ouaddis (seasonal waterbeds) fill-in with water. Year after year, this forces WFP to preposition food for all populations in need of assistance between June and October, including local communities affected by the lean season and Sudanese refugees.

Around Lake Chad, changing weather patterns and lake water fluctuations are having profound adverse impacts on the conflict, intensifying existing dynamics and creating new risks. High levels of rainfall and wide temperature variability are undermining people's lives and livelihoods. The resulting uncertainty means that those who depend on the lake no longer know what to plant and when, and when to switch from one livelihood to another.

In 2019, WFP continued to expand the areas recovered through polder solutions in the province of Lac. By creating polders, WFP increased access to arable land while the rehabilitation of rural tracks improved access to production sites, markets and health centers. Projects envisaged reforestation activities, to prevent evaporation in areas of the lake with shallow waters and to protect rehabilitated land plots from the advancement of the desert.

Throughout the Sahelian belt, any minor climatic shock forces the most food insecure populations to adopt negative coping strategies, such as cutting trees to use or sell the firewood, which further increase environmental degradation. In 2019, WFP worked closely with the National Agency for Rural Development (ANADER) to carry out environmental feasibility studies, align interventions to existing policies and identify appropriate implementation sites. WFP also made sure that created or rehabilitated assets did not impact already existing livelihoods, such as fishing.

Under its livelihood support and sustainable food systems initiatives, WFP aimed at addressing rapid desertification by reforestation and to ensure sufficient availability of natural resources, such as firewood or water. For instance, WFP exclusively installed solar pumps in community gardens. At the household level, it promoted the use of energy saving stoves for a healthier environment. Thanks to asset creation activities, over 2,321 hectares of land were rehabilitated with local tree species and 864,387 tree seedlings produced. 59 percent of the households reported environmental benefits from these assets.

WFP also provided technical support to local farmers to introduce new varieties, to produce bio-pesticides and through training on appropriate and efficient production techniques and increased productivity methods.

In 2019, the country office started a gradual shift towards energy efficient facilities. Solar panels were installed in Bol, Abeche and Goz Beida. In 2020, WFP seeks to install solar energy in all remaining sub-offices.

The fight against malnutrition

The hinterland of Lake Chad is a deserted, scarcely populated area. The climate is harsh with temperatures frequently reaching 45 degrees Celsius and little rainfall. The distance between villages is considerable, limiting trade and access to basic services, such as health and education. Although malnutrition is widespread, families cannot always seek treatment for their children.

In the Chadian province of Kanem, an invisible, inter-generational scourge hinders development: malnutrition affects one in every four children. Zara Moustapha is a young mother from the village of Yoursoula, 45 kilometers away from the capital of the province and eight kilometers away from the largest village in the area.

Three days after giving birth, she realized she was not producing enough milk to feed her baby. “She is my second baby and I was worried, but visiting the health centre was not an option as it is too far away for me to walk”, she says.

Zara received counselling from two women in her community, the so-called *maman lumieres* (role mothers). Harmata Brahim and Kakay Choukou provide advice on hygiene, health, and nutrition to groups of women with children suffering from moderate acute malnutrition.

“We have seen the number of malnourished children reduce significantly. When we started our sessions, there were about 50 babies suffering from malnutrition in Yoursoula. Today, there are no more than 20”, explains Harmata.

This peer-to-peer model, known as FARNE (French acronym for Home delivery service on nutritional rehabilitation and stimulation) is becoming a widespread practice in the Sahel. Children from mothers in the group sessions are 6 to 23 months and suffer from moderate acute malnutrition, therefore awareness is combined with distributions of a ready-to-use nutritional food. While encounters take place twice a month, *maman lumieres* conduct daily home visits to check on the babies’ evolution and provide individual care.

In a friendly atmosphere, women exchange experiences, fears, and hopes. They learn about the importance of exclusive breastfeeding during the first six months of the baby’s life and play a card game that helps them identify food groups that they can combine to prepare porridges. Through these sessions, women from Kanem have discovered new ingredients, such as moringa (a highly nutritious plant), which they have integrated into the family diet.

“I don’t want my child to be malnourished ever again. I now understand that it is important for me to eat well while I am breastfeeding. My baby is already six months and I am starting to give her some food. I always wash my hands and all the food I cook”, explains Zara. Nevertheless, access to safe drinking water continues to be challenging.

Children in Yoursoula also become malnourished due to flawed cultural practices and beliefs. “Most communities in Kanem think that women should not eat chicken or eggs while they are pregnant. We carry out large-scale awareness sessions in villages to explain that this is not true and that these foods have many nutrients which are beneficial for both mother and child”, explains Beatrice, who works for a national NGO. “When we arrive at a village, it is the men that first come out. When we explain that we are there to talk to women about nutrition, they generally stay. We prefer them to participate, as it is more likely that they will support changes this way”, she adds.

This innovative approach that combines treatment with community-led behavioral change communications is yielding positive results: Prevalence of global acute malnutrition (GAM) decreased from 25 percent in 2018 to 20.1 percent in 2019 in the province of Kanem. FARNE improves coverage and efficiency in remote areas.

Summary

WFP Chad supports the country in achieving the Sustainable Development Goals (SDGs) 2030. The SDG-related indicators are direct results of the WFP operations in the country. These, in turn, support the country's achievements of its SDG commitments. The national SDG results are supported by the UN Country Team, however not all data are available and updated in a timely manner. For SDG 17 on partnerships, updated information was not collected by the national government. For SDG 2 on ending hunger, WFP actively supports the collection of SDG data by providing financial and technical support to the conduct of an annual Nutrition survey called Standardized Monitoring and Assessment of Relief and Transition (SMART), in collaboration with UNICEF. The Ministry of Health, through its Department of Nutrition and Food Technology (DNFA), leads the conduct of this annual national survey in the last quarter of every year.

The number of people living with disabilities among the beneficiaries was collected through post-distribution monitoring.

Context and operations

[1] World Bank.

<https://data.worldbank.org/country/chad>

[2] Human Development Index Ranking, December 2019.

<http://hdr.undp.org/en/content/2019-human-development-index-ranking>

[3] International Organization for Migrations, DTM, December 2019.

<https://displacement.iom.int/>

[4] UNHCR monthly statistics, 31 October 2019.

Not available online

[5] Climate Change Vulnerability Index, Verisk Maplecroft, 2017.

<https://reliefweb.int/sites/reliefweb.int/files/resources/verisk%20index.pdf>

[6] Humanitarian Response Plan 2019, Chad.

https://www.humanitarianresponse.info/sites/www.humanitarianresponse.info/files/documents/files/tcd_viz_hrp2019_onepager_20190304.pdf

[7] Africa Centre for Strategic Studies

<https://africacenter.org/spotlight/threat-from-african-militant-islamist-groups-expanding-diversifying/>

Strategic outcome 01

[1] Mobilized resources exceeded the requirements of the implementation plan.

[2] First contribution towards resilience activities in Eastern Chad were confirmed towards the end of the year.

[3] Some output actuals may not show as some planned activities were not implemented or were moved to the next year. Some actuals may not have been planned as there may be activities added during the implementation phase that were not originally planned.

[4] Some outcome baselines are not available as the programme last year may not have covered the same beneficiary category in implementation of the indicator may be new this year and would not have been possible to collect last year. Some new indicators also need 2 years of data in order to calculate. Meanwhile, some baselines are missing as outcome data collection in CO Chad requires coverage of different beneficiary categories in each location throughout the country and was impossible to collect due to human/ financial resources constraints. 2018 Follow-up values were not filled as these would have been a duplication since the CSP started in January 2019, having most baselines at the end of 2018.

Strategic outcome 02

[1] Some output actuals may not show as some planned activities were not implemented or were moved to the next year. Some actuals may not have been planned as there may be activities added during the implementation phase that were not originally planned.

[2] Some outcome baselines are not available as the programme last year may not have covered the same beneficiary category in implementation of the indicator may be new this year and would not have been possible to collect last year. Some new indicators also need 2 years of data in order to calculate. Meanwhile, some baselines are missing as outcome data collection in CO Chad requires coverage of different beneficiary categories in each location throughout the country and was impossible to collect due to human/ financial resources constraints. 2018 Follow-up values were not filled as these would have been a duplication since the CSP started in January 2019, having most baselines at the end of 2018.

Strategic outcome 03

[1] Some output actuals may not show as some planned activities were not implemented or were moved to the next year. Some actuals may not have been planned as there may be activities added during the implementation phase that were not originally planned.

[2] Some outcome baselines are not available as the programme last year may not have covered the same beneficiary category in implementation of the indicator may be new this year and would not have been possible to collect last year. Some new indicators also need 2 years of data in order to calculate. Meanwhile, some baselines are missing as outcome data collection in CO Chad requires coverage of different beneficiary categories in each location throughout the country and was impossible to collect due to human/ financial resources constraints. 2018 Follow-up values were not filled as these would have been a duplication since the CSP started in January 2019, having most baselines at the end of 2018.

Strategic outcome 04

[1] Some output actuals may not show as some planned activities were not implemented or were moved to the next year. Some actuals may not have been planned as there may be activities added during the implementation phase that were not originally planned.

[2] Some outcome baselines are not available as the programme last year may not have covered the same beneficiary category in implementation of the indicator may be new this year and would not have been possible to collect last year. Some new indicators also need 2 years of data in order to calculate. Meanwhile, some baselines are missing as outcome data collection in CO Chad requires coverage of different beneficiary categories in each location throughout the country and was impossible to collect due to human/ financial resources constraints. 2018 Follow-up values were not filled as these would have been a duplication since the CSP started in January 2019, having most baselines at the end of 2018.

Strategic outcome 05

[1] Some output actuals may not show as some planned activities were not implemented or were moved to the next year. Some actuals may not have been planned as there may be activities added during the implementation phase that were not originally planned.

[2] Some outcome baselines are not available as the programme last year may not have covered the same beneficiary category in implementation of the indicator may be new this year and would not have been possible to collect last year. Some new indicators also need 2 years of data in order to calculate. Meanwhile, some baselines are missing as outcome data collection in CO Chad requires coverage of different beneficiary categories in each location throughout the country and was impossible to collect due to human/ financial resources constraints. 2018 Follow-up values were not filled as these would have been a duplication since the CSP started in January 2019, having most baselines at the end of 2018.


Strategic outcome 06

[1] Some output actuals may not show as some planned activities were not implemented or were moved to the next year. Some actuals may not have been planned as there may be activities added during the implementation phase that were not originally planned.

[2] Some outcome baselines are not available as the programme last year may not have covered the same beneficiary category in implementation of the indicator may be new this year and would not have been possible to collect last year. Some new indicators also need 2 years of data in order to calculate. Meanwhile, some baselines are missing as outcome data collection in CO Chad requires coverage of different beneficiary categories in each location throughout the country and was impossible to collect due to human/ financial resources constraints. 2018 Follow-up values were not filled as these would have been a duplication since the CSP started in January 2019, having most baselines at the end of 2018.

Figures and Indicators

WFP contribution to SDGs

 SDG 2: End hunger, achieve food security and improved nutrition and promote sustainable agriculture										
WFP Strategic Goal 1: Support countries to achieve zero hunger					WFP Contribution (by WFP, or by governments or partners with WFP Support)					
SDG Indicator	National Results			SDG-related indicator		Direct			Indirect	
	Female	Male	Overall			Female	Male	Overall		
Prevalence of undernourishment	%				Number of people reached (by WFP, or by governments or partners with WFP support) in the context of emergency and protracted crisis response	Number	337,042	323,825	660,867	
					Number of people reached (by WFP, or by governments or partners with WFP support) to improve their food security	Number	830,917	798,332	1,629,249	
Prevalence of moderate or severe food insecurity in the population, based on the Food Insecurity Experience Scale (FIES)	%			21.5	Number of people reached (by WFP, or by governments or partners with WFP support) to improve their food security	Number	211,190	202,908	414,098	
					Number of people reached (by WFP, or by governments or partners with WFP support) in the context of emergency and protracted crisis response	Number	5,005	4,809	9,814	1,963
Prevalence of malnutrition among children under 5 years of age, by type (wasting and overweight)	% overweight				Number of people reached (by WFP, or by governments or partners with WFP support) with interventions to prevent and treat malnutrition (overweight programmes)	Number	74,537	71,614	146,151	
					Number of people reached (by WFP, or by governments or partners with WFP support) with interventions to prevent and treat malnutrition (moderate acute malnutrition)	Number	2,068,380	1,987,260	4,055,640	
Prevalence of malnutrition among children under 5 years of age, by type (wasting and overweight)	% wasting			12.9	Number of people reached (by WFP, or by governments or partners with WFP support) with interventions to prevent and treat malnutrition (micronutrient programmes)	Number	5,427	5,215	10,642	

Proportion of agricultural area under productive and sustainable agriculture	%			24	Number of hectares of land rehabilitated (by WFP, or by governments or partners with WFP support)	Ha			3,513.04	
					Number of people reached (by WFP, or by governments or partners with WFP support) with interventions that aim to ensure productive and sustainable food systems	Number	3,529	2,458	5,987	1,379



SDG 17: Strengthen the means of implementation and revitalize the global partnership for sustainable development

WFP Strategic Goal 2: Partner to support implementation of the SDGs			WFP Contribution (by WFP, or by governments or partners with WFP Support)		
SDG Indicator	National Results	SDG-related indicator		Direct	Indirect
	Overall			Overall	
Number of countries with mechanisms in place to enhance policy coherence of sustainable development	Number	Number of mechanisms (by type) developed (by WFP, or by governments or partners with WFP support) to enhance policy coherence (linked to zero hunger)	Number	76	
Number of countries reporting progress in multi-stakeholder development effectiveness monitoring frameworks that support the achievement of the sustainable development goals	Number	Number of partners participating in multi-stakeholder partnerships (including common services and coordination platforms where WFP plays a leading or coordinating role)	Number	4	
Foreign direct investments (FDI), official development assistance and South-South Cooperation as a proportion of total domestic budget	%	Dollar value of resources mobilized (by WFP) to increase government or national stakeholder access to financial resources to achieve the SDGs	US\$	200,000	
Dollar value of financial and technical assistance (including through North-South, South-South and triangular cooperation) committed to developing countries	US\$	Dollar value (within WFP portfolio) of technical assistance and country capacity strengthening interventions (including facilitation of South-South and triangular cooperation)	US\$	1,000,000	

Beneficiaries by Age Group

Beneficiary Category	Gender	Planned	Actual	% Actual vs. Planned
Total Beneficiaries	male	985,579	732,909	74%
	female	1,025,808	916,131	89%
	total	2,011,387	1,649,040	82%
By Age Group				
0-23 months	male	100,569	173,677	173%
	female	100,569	173,677	173%
	total	201,138	347,354	173%
24-59 months	male	100,569	109,082	108%
	female	100,569	115,457	115%
	total	201,138	224,539	112%
5-11 years	male	160,911	119,581	74%
	female	181,025	122,000	67%
	total	341,936	241,581	71%
12-17 years	male	241,366	129,986	54%
	female	261,480	132,405	51%
	total	502,846	262,391	52%
18-59 years	male	341,936	197,982	58%
	female	362,051	372,592	103%
	total	703,987	570,574	81%
60+ years	male	40,228	2,601	6%
	female	20,114	0	-
	total	60,342	2,601	4%

Beneficiaries by Residence Status

Residence Status	Planned	Actual	% Actual vs. Planned
Resident	1,240,040	887,968	72%
Refugee	502,305	577,213	115%
Returnee	60,602	56,334	93%
IDP	208,440	127,525	61%

Annual Food Transfer

Commodities	Planned Distribution (mt)	Actual Distribution (mt)	% Actual vs. Planned
Everyone has access to food			
Strategic Outcome: Strategic Outcome 01			
Rice	0	2,059	-
Sorghum Flour	0	80	-

Commodities	Planned Distribution (mt)	Actual Distribution (mt)	% Actual vs. Planned
Sorghum/Millet	46,066	28,776	62%
Corn Soya Blend	10,440	2,268	22%
High Energy Biscuits	20	7	34%
High Energy Supplements	0	3	-
LNS	0	144	-
Rice Soya Blend	0	20	-
Ready To Use Supplementary Food	900	22	2%
Wheat Soya Blend	0	1	-
Micronutrient Powder	4	0	0%
Iodised Salt	553	14	3%
Olive Oil	0	3	-
Vegetable Oil	4,672	2,763	59%
Beans	0	286	-
Canned Pulses	0	119	-
Split Lentils	0	153	-
Split Peas	10,746	5,361	50%
Strategic Outcome: Strategic Outcome 02			
Rice	0	2,541	-
Sorghum/Millet	27,906	4,203	15%
Micronutrient Powder	10	0	0%
Iodised Salt	413	95	23%
Vegetable Oil	2,367	503	21%
Beans	0	77	-
Peas	0	14	-
Split Lentils	0	35	-
Split Peas	6,428	1,290	20%
No one suffers from malnutrition			
Strategic Outcome: Strategic Outcome 03			
Sorghum/Millet	0	15	-
Corn Soya Blend	7,200	3,585	50%
LNS	0	564	-
Ready To Use Supplementary Food	1,800	531	29%
Ready To Use Therapeutic Food	0	17	-
Wheat Soya Blend	0	53	-
Micronutrient Powder	4	4	123%
Vegetable Oil	563	213	38%
Split Peas	0	3	-
Food systems are sustainable			
Strategic Outcome: Strategic Outcome 04			

Commodities	Planned Distribution (mt)	Actual Distribution (mt)	% Actual vs. Planned
Sorghum/Millet	5,100	0	0%
Iodised Salt	60	0	0%
Vegetable Oil	420	0	0%
Split Peas	1,200	0	0%

Annual Cash Based Transfer and Commodity Voucher

Modality	Planned Distribution (CBT)	Actual Distribution (CBT)	% Actual vs. Planned
Everyone has access to food			
Value Voucher	16,285,590	9,407,277	58%
Cash	25,627,236	8,464,283	33%
Value Voucher	0	4,672	-
Cash	8,993,727	298,314	3%
Food systems are sustainable			
Value Voucher	0	380,905	-
Cash	6,000,000	4,748,132	79%
No one suffers from malnutrition			
Cash	25,500	0	0%

Strategic Outcome and Output Results

Strategic Outcome 01	Crisis-affected people in targeted areas are able to meet their basic food and nutrition needs during and in the aftermath of crises	- Crisis Response - Nutrition Sensitive						
Activity 01	Provide an integrated assistance package to crisis-affected people, including food assistance (conditional and/or unconditional), school meals, and specialized nutritious food to children and PLW/Gs and people living with HIV or TB for malnutrition prevention and treatment	Beneficiary Group	Activity Tag		Planned	Actual		
Output A	Crisis-affected beneficiaries receive timely and adequate unconditional food assistance to meet their food and nutrition requirements and support stability.							
Output A	Crisis-affected children aged 6-59 months, PLW/Gs, and people living with HIV or TB receive adequate and timely specialized nutritious food assistance to treat and prevent malnutrition and meet their food requirements.							
Output A, C, D	Crisis-affected beneficiaries receive timely and adequate conditional food assistance for assets or trainings to meet their food requirements while improving their livelihoods.							
Output A, N*	Crisis-affected children attending school receive timely and adequate school meals to meet their food requirements							
Output E*	Crisis-affected beneficiaries receive nutrition messaging to improve nutrition-related practices.							
A.1	Beneficiaries receiving food transfers	All	General Distribution	Female Male Total	183,069 138,107 321,176	254,553 192,032 446,585		
			Food assistance for asset	Female Male Total	35,316 33,934 69,250			
		Children	Treatment of moderate acute malnutrition	Female Male Total	50,000 50,000 100,000	3,650 3,651 7,301		
			Prevention of acute malnutrition	Female Male Total	60,000 40,000 100,000	36,143 36,142 72,285		
		Students (primary schools)	School feeding (on-site)	Female Male Total	28,000 22,000 50,000	1,309 1,963 3,272		
		Pregnant and lactating women	Treatment of moderate acute malnutrition	Female Male Total	50,000 0 50,000	1,577 0 1,577		

			Prevention of acute malnutrition	Female Male Total	70,000 0 70,000	30,541 0 30,541		
A.1	Beneficiaries receiving cash-based transfers	All	Food assistance for asset	Female Male Total	35,316 33,934 69,250	5,692 4,122 9,814		
			General Distribution	Female Male Total	140,869 106,271 247,140	133,420 100,653 234,073		
		Students (primary schools)	School feeding (take-home rations)	Female Male Total	8,944 5,486 14,430	670 1,004 1,674		
		ART clients	HIV/TB Care& treatment;	Female Male Total	15,300 14,700 30,000			
		Activity supporters	School feeding (take-home rations)	Female Male Total	2,757 1,688 4,445			
A.2	Food transfers			MT	73,403	42,079		
A.3	Cash-based transfers			US\$	41,912,826	17,871,560		
A.8	Number of rations provided							
	Number of rations provided		Treatment of moderate acute malnutrition	ration	22,500,000	21,754,620		
			General Distribution	ration	178,200,000	177,954,840		
			School feeding (on-site)	ration	27,000,000	27,000,000		
C.4*	Number of people engaged in capacity strengthening initiatives facilitated by WFP to enhance national food security and nutrition stakeholder capacities (new)							
	Number of government/national partner staff receiving technical assistance and training		General Distribution	individual	400	311		
D.2*	Number of people provided with energy assets, services and technologies							
	Number of people provided with direct access to energy assets, services and technologies to support productive activities (female)		Food assistance for asset	Number	1,120	11,100		

E*.4	Number of people reached through interpersonal SBCC approaches							
	Number of people reached through interpersonal SBCC approaches (female)		Treatment of moderate acute malnutrition	Number	300,000	252,000		
N*.1	Feeding days as percentage of total school days							
	Feeding days as percentage of total school days		School feeding (on-site)	%	100	100		
N*.2	Average number of school days per month on which multi-fortified or at least 4 food groups were provided (nutrition-sensitive indicator)							
	Average number of school days per month on which multi-fortified or at least 4 food groups were provided (nutrition-sensitive indicator)		School feeding (on-site)	Days	15	20		
Outcome results				Baseline	End-CSP Target	2019 Target	2019 Follow-up value	2018 Follow-up value
IDPs; Chad; Cash, Food, Value Voucher								
Food Consumption Score								
Percentage of households with Acceptable Food Consumption Score	Act 01: Provide an integrated assistance package to crisis-affected people, including food assistance (conditional and/or unconditional), school meals, and specialized nutritious food to children and PLW/Gs and people living with HIV or TB for malnutrition prevention and treatment	General Distribution	Female Male Overall	36.30 78.20 68.40	>75 >75 >75	>36.30 >78.20 >68.40	89.80 92.20 90.40	
Percentage of households with Borderline Food Consumption Score	Act 01: Provide an integrated assistance package to crisis-affected people, including food assistance (conditional and/or unconditional), school meals, and specialized nutritious food to children and PLW/Gs and people living with HIV or TB for malnutrition prevention and treatment	General Distribution	Female Male Overall	28.70 17.20 24.80	<25 <25 <25	<28.70 <17.20 <24.80	10.20 7.79 9.59	
Percentage of households with Poor Food Consumption Score	Act 01: Provide an integrated assistance package to crisis-affected people, including food assistance (conditional and/or unconditional), school meals, and specialized nutritious food to children and PLW/Gs and people living with HIV or TB for malnutrition prevention and treatment	General Distribution	Female Male Overall	8.10 4.60 6.90	<5 <5 <5	<8.10 <4.60 <6.90	0 1.01 0.01	
Consumption-based Coping Strategy Index (Average)								

	Act 01: Provide an integrated assistance package to crisis-affected people, including food assistance (conditional and/or unconditional), school meals, and specialized nutritious food to children and PLW/Gs and people living with HIV or TB for malnutrition prevention and treatment	General Distribution	Female Male Overall	5.50 5 5.30	<5 <5 <5	<5.50 <5 <5.30	1.60 1.50 1.60
Livelihood-based Coping Strategy Index (Average)							
	Act 01: Provide an integrated assistance package to crisis-affected people, including food assistance (conditional and/or unconditional), school meals, and specialized nutritious food to children and PLW/Gs and people living with HIV or TB for malnutrition prevention and treatment	General Distribution	Female Male Overall	3.64 2.52 3.26	<3 <3 <3	<3.64 <2.52 <3.26	10.38 10 10.28
Minimum Dietary Diversity – Women							
	Act 01: Provide an integrated assistance package to crisis-affected people, including food assistance (conditional and/or unconditional), school meals, and specialized nutritious food to children and PLW/Gs and people living with HIV or TB for malnutrition prevention and treatment	General Distribution	Overall		>20	>20	6.70
Dietary Diversity Score							
	Act 01: Provide an integrated assistance package to crisis-affected people, including food assistance (conditional and/or unconditional), school meals, and specialized nutritious food to children and PLW/Gs and people living with HIV or TB for malnutrition prevention and treatment	General Distribution	Female Male Overall	5 5.30 5.10	>5 >5 >5	>5 >5.30 >5.10	6 5.90 5.90
IDPs; Chad; Food							
Proportion of eligible population that participates in programme (coverage)							
	Act 01: Provide an integrated assistance package to crisis-affected people, including food assistance (conditional and/or unconditional), school meals, and specialized nutritious food to children and PLW/Gs and people living with HIV or TB for malnutrition prevention and treatment	Prevention of acute malnutrition	Female Male Overall	99.59 99.59 99.59	=100 =100 =100	>99.56 >99.56 >99.56	88 84 96
Proportion of target population that participates in an adequate number of distributions (adherence)							

	Act 01: Provide an integrated assistance package to crisis-affected people, including food assistance (conditional and/or unconditional), school meals, and specialized nutritious food to children and PLW/Gs and people living with HIV or TB for malnutrition prevention and treatment	Treatment of moderate acute malnutrition	Female	90	>95	>90	92
			Male	90	>95	>90	96
			Overall	90	>95	>90	94

Proportion of children 6–23 months of age who receive a minimum acceptable diet

	Act 01: Provide an integrated assistance package to crisis-affected people, including food assistance (conditional and/or unconditional), school meals, and specialized nutritious food to children and PLW/Gs and people living with HIV or TB for malnutrition prevention and treatment	Prevention of acute malnutrition	Female		>20	>16.60	0
			Male		>20	>16.60	0
			Overall		>20	>16.60	0

IDPs; LAC; Food

Attendance rate (new)

	Act 01: Provide an integrated assistance package to crisis-affected people, including food assistance (conditional and/or unconditional), school meals, and specialized nutritious food to children and PLW/Gs and people living with HIV or TB for malnutrition prevention and treatment	School feeding (on-site)	Female		>90	>80	84
			Male		>90	>80	91
			Overall		>90	>80	87

Retention rate / Drop-out rate (new)

Drop-out rate	Act 01: Provide an integrated assistance package to crisis-affected people, including food assistance (conditional and/or unconditional), school meals, and specialized nutritious food to children and PLW/Gs and people living with HIV or TB for malnutrition prevention and treatment	School feeding (on-site)	Female		<20	<20	16
			Male		<20	<20	12
			Overall		<20	<20	14
Retention rate	Act 01: Provide an integrated assistance package to crisis-affected people, including food assistance (conditional and/or unconditional), school meals, and specialized nutritious food to children and PLW/Gs and people living with HIV or TB for malnutrition prevention and treatment	School feeding (on-site)	Female		>80	>80	81
			Male		>80	>80	90
			Overall		>80	>80	86

Refugees; Chad; Cash

Proportion of the population in targeted communities reporting environmental benefits

	Act 01: Provide an integrated assistance package to crisis-affected people, including food assistance (conditional and/or unconditional), school meals, and specialized nutritious food to children and PLW/Gs and people living with HIV or TB for malnutrition prevention and treatment	Food assistance for asset	Overall		>40	>39	39
Proportion of the population in targeted communities reporting benefits from an enhanced livelihood asset base							
	Act 01: Provide an integrated assistance package to crisis-affected people, including food assistance (conditional and/or unconditional), school meals, and specialized nutritious food to children and PLW/Gs and people living with HIV or TB for malnutrition prevention and treatment	Food assistance for asset	Overall		>5	>5	5
Food Consumption Score – Nutrition							
Percentage of households that consumed Hem Iron rich food daily (in the last 7 days)	Act 01: Provide an integrated assistance package to crisis-affected people, including food assistance (conditional and/or unconditional), school meals, and specialized nutritious food to children and PLW/Gs and people living with HIV or TB for malnutrition prevention and treatment	Food assistance for asset	Female		>50	>30	0
			Male		>0	>0	0
			Overall		>50	>30	0
Percentage of households that consumed Protein rich food daily (in the last 7 days)	Act 01: Provide an integrated assistance package to crisis-affected people, including food assistance (conditional and/or unconditional), school meals, and specialized nutritious food to children and PLW/Gs and people living with HIV or TB for malnutrition prevention and treatment	Food assistance for asset	Female		>50	>30	0
			Male		>0	>0	0
			Overall		>50	>30	0
Percentage of households that consumed Vit A rich food daily (in the last 7 days)	Act 01: Provide an integrated assistance package to crisis-affected people, including food assistance (conditional and/or unconditional), school meals, and specialized nutritious food to children and PLW/Gs and people living with HIV or TB for malnutrition prevention and treatment	Food assistance for asset	Female		>50	>30	1.40
			Male		>0	>0	0
			Overall		>50	>30	1.40
Percentage of households that never consumed Hem Iron rich food (in the last 7 days)	Act 01: Provide an integrated assistance package to crisis-affected people, including food assistance (conditional and/or unconditional), school meals, and specialized nutritious food to children and PLW/Gs and people living with HIV or TB for malnutrition prevention and treatment	Food assistance for asset	Female		<30	<20	66.90
			Male		<0	<0	0
			Overall		<30	<20	66.90

Percentage of households that never consumed Protein rich food (in the last 7 days)	Act 01: Provide an integrated assistance package to crisis-affected people, including food assistance (conditional and/or unconditional), school meals, and specialized nutritious food to children and PLW/Gs and people living with HIV or TB for malnutrition prevention and treatment	Food assistance for asset	Female Male Overall		<30 <0 <30	<20 <0 <20	33.80 0 33.80	
Percentage of households that never consumed Vit A rich food (in the last 7 days)	Act 01: Provide an integrated assistance package to crisis-affected people, including food assistance (conditional and/or unconditional), school meals, and specialized nutritious food to children and PLW/Gs and people living with HIV or TB for malnutrition prevention and treatment	Food assistance for asset	Female Male Overall		<30 <0 <30	<20 <0 <20	34.50 0 34.50	
Percentage of households that sometimes consumed Hem Iron rich food (in the last 7 days)	Act 01: Provide an integrated assistance package to crisis-affected people, including food assistance (conditional and/or unconditional), school meals, and specialized nutritious food to children and PLW/Gs and people living with HIV or TB for malnutrition prevention and treatment	Food assistance for asset	Female Male Overall		>20 >0 >20	>50 >0 >50	33.10 0 33.10	
Percentage of households that sometimes consumed Protein rich food (in the last 7 days)	Act 01: Provide an integrated assistance package to crisis-affected people, including food assistance (conditional and/or unconditional), school meals, and specialized nutritious food to children and PLW/Gs and people living with HIV or TB for malnutrition prevention and treatment	Food assistance for asset	Female Male Overall		>20 >0 >20	>50 >0 >50	66.20 0 66.20	
Percentage of households that sometimes consumed Vit A rich food (in the last 7 days)	Act 01: Provide an integrated assistance package to crisis-affected people, including food assistance (conditional and/or unconditional), school meals, and specialized nutritious food to children and PLW/Gs and people living with HIV or TB for malnutrition prevention and treatment	Food assistance for asset	Female Male Overall		>20 >0 >20	>50 >0 >50	64.20 0 64.20	
Refugees; Chad; Cash, Food, Value Voucher								
Food Consumption Score								

Percentage of households with Acceptable Food Consumption Score	Act 01: Provide an integrated assistance package to crisis-affected people, including food assistance (conditional and/or unconditional), school meals, and specialized nutritious food to children and PLW/Gs and people living with HIV or TB for malnutrition prevention and treatment	General Distribution	Female Male Overall	62.50 70 65	>65 >65 >65	>62.50 >70 >65	37.50 47.50 40.80
Percentage of households with Borderline Food Consumption Score	Act 01: Provide an integrated assistance package to crisis-affected people, including food assistance (conditional and/or unconditional), school meals, and specialized nutritious food to children and PLW/Gs and people living with HIV or TB for malnutrition prevention and treatment	General Distribution	Female Male Overall	15.60 11.30 14.20	<15 <15 <15	<15.60 <11.30 <14.20	31.90 28.60 30.80
Percentage of households with Poor Food Consumption Score	Act 01: Provide an integrated assistance package to crisis-affected people, including food assistance (conditional and/or unconditional), school meals, and specialized nutritious food to children and PLW/Gs and people living with HIV or TB for malnutrition prevention and treatment	General Distribution	Female Male Overall	21.90 18.70 20.80	<20 <20 <20	<21.90 <18.70 <20.80	30.60 23.90 28.40
Consumption-based Coping Strategy Index (Average)							
	Act 01: Provide an integrated assistance package to crisis-affected people, including food assistance (conditional and/or unconditional), school meals, and specialized nutritious food to children and PLW/Gs and people living with HIV or TB for malnutrition prevention and treatment	General Distribution	Female Male Overall	9.10 7.50 8.50	<8.50 <8.50 <8.50	<9.10 <7.50 <8.50	8.70 8.60 8.70
Livelihood-based Coping Strategy Index (Average)							
	Act 01: Provide an integrated assistance package to crisis-affected people, including food assistance (conditional and/or unconditional), school meals, and specialized nutritious food to children and PLW/Gs and people living with HIV or TB for malnutrition prevention and treatment	General Distribution	Female Male Overall	0.58 0.52 0.54	<5 <5 <5	<0.58 <0.52 <0.54	5.32 6.48 5.70
Dietary Diversity Score							

	Act 01: Provide an integrated assistance package to crisis-affected people, including food assistance (conditional and/or unconditional), school meals, and specialized nutritious food to children and PLW/Gs and people living with HIV or TB for malnutrition prevention and treatment	General Distribution	Female Male Overall	5.67 5.54 5.63	>5 >5 >5	>5.67 >5.54 >5.63	4.10 4 4
Refugees; Chad; Food							
Proportion of eligible population that participates in programme (coverage)							
	Act 01: Provide an integrated assistance package to crisis-affected people, including food assistance (conditional and/or unconditional), school meals, and specialized nutritious food to children and PLW/Gs and people living with HIV or TB for malnutrition prevention and treatment	Prevention of acute malnutrition	Female Male Overall	79 79 79	>70 >70 >70	>70 >70 >70	97 95 96
Proportion of target population that participates in an adequate number of distributions (adherence)							
	Act 01: Provide an integrated assistance package to crisis-affected people, including food assistance (conditional and/or unconditional), school meals, and specialized nutritious food to children and PLW/Gs and people living with HIV or TB for malnutrition prevention and treatment	Treatment of moderate acute malnutrition	Female Male Overall	85 85 85	>85 >85 >85	>85 >85 >85	90 90 90
MAM Treatment Recovery rate							
	Act 01: Provide an integrated assistance package to crisis-affected people, including food assistance (conditional and/or unconditional), school meals, and specialized nutritious food to children and PLW/Gs and people living with HIV or TB for malnutrition prevention and treatment	Treatment of moderate acute malnutrition	Female Male Overall	92.80 92.80 92.80	>75 >75 >75	>75 >75 >75	91.90 91.90 91.90
MAM Treatment Mortality rate							
	Act 01: Provide an integrated assistance package to crisis-affected people, including food assistance (conditional and/or unconditional), school meals, and specialized nutritious food to children and PLW/Gs and people living with HIV or TB for malnutrition prevention and treatment	Treatment of moderate acute malnutrition	Female Male Overall	0.05 0.05 0.05	<3 <3 <3	<3 <3 <3	1.07 1.07 1.07
MAM Treatment Non-response rate							

	Act 01: Provide an integrated assistance package to crisis-affected people, including food assistance (conditional and/or unconditional), school meals, and specialized nutritious food to children and PLW/Gs and people living with HIV or TB for malnutrition prevention and treatment	Treatment of moderate acute malnutrition	Female	1.38	<15	<15	1
			Male	1.38	<15	<15	1.07
			Overall	1.38	<15	<15	1.07
MAM Treatment Default rate							
	Act 01: Provide an integrated assistance package to crisis-affected people, including food assistance (conditional and/or unconditional), school meals, and specialized nutritious food to children and PLW/Gs and people living with HIV or TB for malnutrition prevention and treatment	Treatment of moderate acute malnutrition	Female	5.77	<15	<15	5.88
			Male	5.77	<15	<15	5.88
			Overall	5.77	<15	<15	5.88
Proportion of beneficiaries who recall and practice a key nutrition message							
	Act 01: Provide an integrated assistance package to crisis-affected people, including food assistance (conditional and/or unconditional), school meals, and specialized nutritious food to children and PLW/Gs and people living with HIV or TB for malnutrition prevention and treatment	Treatment of moderate acute malnutrition	Overall		>80	>80	82
Proportion of children 6–23 months of age who receive a minimum acceptable diet							
	Act 01: Provide an integrated assistance package to crisis-affected people, including food assistance (conditional and/or unconditional), school meals, and specialized nutritious food to children and PLW/Gs and people living with HIV or TB for malnutrition prevention and treatment	Prevention of acute malnutrition	Female		>5	>5	6.50
			Male		>5	>5	5.60
			Overall		>5	>5	6
Refugiés; Chad; Cash, Food, Value Voucher							
Minimum Dietary Diversity – Women							
	Act 01: Provide an integrated assistance package to crisis-affected people, including food assistance (conditional and/or unconditional), school meals, and specialized nutritious food to children and PLW/Gs and people living with HIV or TB for malnutrition prevention and treatment	General Distribution	Overall		>20	>20	28.90
Returnees; Chad; Cash, Value Voucher							
Food Consumption Score							

Percentage of households with Acceptable Food Consumption Score	Act 01: Provide an integrated assistance package to crisis-affected people, including food assistance (conditional and/or unconditional), school meals, and specialized nutritious food to children and PLW/Gs and people living with HIV or TB for malnutrition prevention and treatment	General Distribution	Female Male Overall	78.20 90.80 82.50	>82.50 >82.50 >82.50	>78.20 >90.80 >82.50	70.30 78.40 74
Percentage of households with Borderline Food Consumption Score	Act 01: Provide an integrated assistance package to crisis-affected people, including food assistance (conditional and/or unconditional), school meals, and specialized nutritious food to children and PLW/Gs and people living with HIV or TB for malnutrition prevention and treatment	General Distribution	Female Male Overall	17.70 9.20 14.80	<15 <15 <15	<17.70 <9.20 <14.80	22 16.50 19.50
Percentage of households with Poor Food Consumption Score	Act 01: Provide an integrated assistance package to crisis-affected people, including food assistance (conditional and/or unconditional), school meals, and specialized nutritious food to children and PLW/Gs and people living with HIV or TB for malnutrition prevention and treatment	General Distribution	Female Male Overall	4.10 0 2.70	<2.50 <2.50 <2.50	<4.10 <0 <2.70	7.60 5.20 6.50
Consumption-based Coping Strategy Index (Average)							
	Act 01: Provide an integrated assistance package to crisis-affected people, including food assistance (conditional and/or unconditional), school meals, and specialized nutritious food to children and PLW/Gs and people living with HIV or TB for malnutrition prevention and treatment	General Distribution	Female Male Overall	5.20 6.80 5.80	<5.80 <5.80 <5.80	<5.20 <6.80 <5.80	9.70 7.30 8.60
Livelihood-based Coping Strategy Index (Average)							
	Act 01: Provide an integrated assistance package to crisis-affected people, including food assistance (conditional and/or unconditional), school meals, and specialized nutritious food to children and PLW/Gs and people living with HIV or TB for malnutrition prevention and treatment	General Distribution	Female Male Overall	1.90 1.58 1.80	<5 <5 <5	<1.90 <1.58 <1.80	10.84 13.20 11.90
Minimum Dietary Diversity - Women							

	Act 01: Provide an integrated assistance package to crisis-affected people, including food assistance (conditional and/or unconditional), school meals, and specialized nutritious food to children and PLW/Gs and people living with HIV or TB for malnutrition prevention and treatment	General Distribution	Overall		>20	>20	68.20
--	---	----------------------	----------------	--	-----	-----	-------

Dietary Diversity Score

	Act 01: Provide an integrated assistance package to crisis-affected people, including food assistance (conditional and/or unconditional), school meals, and specialized nutritious food to children and PLW/Gs and people living with HIV or TB for malnutrition prevention and treatment	General Distribution	Female	5.75	>5	>5.75	5.60
			Male	5.88	>5	>5.88	5.60
			Overall	5.80	>5	>5.80	5.60

Returnees; Chad; Food

Proportion of eligible population that participates in programme (coverage)

	Act 01: Provide an integrated assistance package to crisis-affected people, including food assistance (conditional and/or unconditional), school meals, and specialized nutritious food to children and PLW/Gs and people living with HIV or TB for malnutrition prevention and treatment	Prevention of acute malnutrition	Female		>70	>70	86
			Male		>70	>70	82
			Overall		>70	>70	84

Proportion of children 6–23 months of age who receive a minimum acceptable diet

	Act 01: Provide an integrated assistance package to crisis-affected people, including food assistance (conditional and/or unconditional), school meals, and specialized nutritious food to children and PLW/Gs and people living with HIV or TB for malnutrition prevention and treatment	Prevention of acute malnutrition	Female		>20	>10	20
			Male		>20	>10	42.90
			Overall		>20	>10	29.40

Strategic Outcome 02		Food-insecure people in targeted areas have access to adequate and nutritious food all year-round		- Nutrition Sensitive - Resilience Building			
Activity 02	Provide seasonal food assistance to targeted food insecure people	Beneficiary Group	Activity Tag		Planned	Actual	
Output A	Targeted beneficiaries receive timely and adequate food assistance to meet their food needs						
A.1	Beneficiaries receiving food transfers	All	General Distribution	Female	239,910	141,658	
				Male	230,502	136,103	
				Total	470,412	277,761	
A.1	Beneficiaries receiving cash-based transfers	All	General Distribution	Female	87,195		
				Male	83,778		
				Total	170,973		

A.2	Food transfers			MT	31,894	6,586		
A.3	Cash-based transfers			US\$	7,693,785			
A.8	Number of rations provided							
	Number of rations provided		General Distribution	ration	25,200,000	24,954,480		
Activity 03	Provide school meals to vulnerable children during the school year, in a way that relies on and stimulates local production	Beneficiary Group	Activity Tag		Planned	Actual		
Output A, N*	Children attending school receive timely and adequate school meals to meet their food requirements and support school attendance							
A.1	Beneficiaries receiving food transfers	Students (primary schools)	School feeding (on-site)	Female Male Total	81,200 63,800 145,000	54,562 81,842 136,404		
A.1	Beneficiaries receiving cash-based transfers	Students (primary schools)	School feeding (take-home rations)	Female Male Total	55,742 34,168 89,910	84 124 208		
		Activity supporters	School feeding (take-home rations)	Female Male Total	7,493 4,592 12,085	670 1,004 1,674		
A.2	Food transfers			MT	5,230	2,173		
A.3	Cash-based transfers			US\$	1,299,942	302,987		
A.8	Number of rations provided							
	Number of rations provided		School feeding (on-site)	ration	30,780,000	24,552,720		
N*.1	Feeding days as percentage of total school days							
	Feeding days as percentage of total school days		School feeding (on-site)	%	100	100		
N*.2	Average number of school days per month on which multi-fortified or at least 4 food groups were provided (nutrition-sensitive indicator)							
	Average number of school days per month on which multi-fortified or at least 4 food groups were provided (nutrition-sensitive indicator)		School feeding (on-site)	Days	15	20		
Outcome results				Baseline	End-CSP Target	2019 Target	2019 Follow-up value	2018 Follow-up value
Local Population; Chad; Food								
Food Consumption Score								
Percentage of households with Acceptable Food Consumption Score	Act 02: Provide seasonal food assistance to targeted food insecure people	General Distribution	Female Male Overall	73.80 66.90 71.70	>71.70 >71.70 >71.70	<73.80 <66.90 <71.70	62.90 72.30 66.70	

Percentage of households with Borderline Food Consumption Score	Act 02: Provide seasonal food assistance to targeted food insecure people	General Distribution	Female Male Overall	18.70 27.40 21.40	<21.40 <21.40 <21.40	<18.70 <27.40 <21.40	26.30 19.30 21.90
Percentage of households with Poor Food Consumption Score	Act 02: Provide seasonal food assistance to targeted food insecure people	General Distribution	Female Male Overall	7.40 5.60 6.90	<6.90 <6.90 <6.90	<7.40 <5.60 <6.90	13.50 8.40 11.40
Attendance rate (new)							
	Act 03: Provide school meals to vulnerable children during the school year, in a way that relies on and stimulates local production	School feeding (on-site)	Female Male Overall		>90 >90 >90	>90 >90 >90	99 99 99
Consumption-based Coping Strategy Index (Average)							
	Act 02: Provide seasonal food assistance to targeted food insecure people	General Distribution	Female Male Overall	7.60 7.60 7.60	<5 <5 <5	<7.60 <7.60 <7.60	5.30 5 5.20
Minimum Dietary Diversity – Women							
	Act 02: Provide seasonal food assistance to targeted food insecure people	Prevention of acute malnutrition	Overall		>30	>32.60	32.60
Food Consumption Score – Nutrition							
Percentage of households that consumed Hem Iron rich food daily (in the last 7 days)	Act 02: Provide seasonal food assistance to targeted food insecure people	Prevention of acute malnutrition	Female Male Overall		>50 >50 >50	>0 >0 >0	0 0 0
Percentage of households that consumed Protein rich food daily (in the last 7 days)	Act 02: Provide seasonal food assistance to targeted food insecure people	Prevention of acute malnutrition	Female Male Overall		>50 >50 >50	>0 >0 >0	0 0 0
Percentage of households that consumed Vit A rich food daily (in the last 7 days)	Act 02: Provide seasonal food assistance to targeted food insecure people	Prevention of acute malnutrition	Female Male Overall		>50 >50 >50	>8.30 >0 >8.30	8.30 0 8.30

Percentage of households that never consumed Hem Iron rich food (in the last 7 days)	Act 02: Provide seasonal food assistance to targeted food insecure people	Prevention of acute malnutrition	Female Male Overall		<30 <30 <30	<38.70 <0 <38.70	38.70 0 38.70	
Percentage of households that never consumed Protein rich food (in the last 7 days)	Act 02: Provide seasonal food assistance to targeted food insecure people	Prevention of acute malnutrition	Female Male Overall		<30 <30 <30	<10.10 <0 <10.10	10.10 0 10.10	
Percentage of households that never consumed Vit A rich food (in the last 7 days)	Act 02: Provide seasonal food assistance to targeted food insecure people	Prevention of acute malnutrition	Female Male Overall		<30 <30 <30	<10.10 <0 <10.10	8.90 0 8.90	
Percentage of households that sometimes consumed Hem Iron rich food (in the last 7 days)	Act 02: Provide seasonal food assistance to targeted food insecure people	Prevention of acute malnutrition	Female Male Overall		>20 >20 >20	>61.30 >0 >61.30	61.30 0 61.30	
Percentage of households that sometimes consumed Protein rich food (in the last 7 days)	Act 02: Provide seasonal food assistance to targeted food insecure people	Prevention of acute malnutrition	Female Male Overall		>20 >20 >20	>89.90 >0 >89.90	89.90 0 89.90	
Percentage of households that sometimes consumed Vit A rich food (in the last 7 days)	Act 02: Provide seasonal food assistance to targeted food insecure people	Prevention of acute malnutrition	Female Male Overall		>20 >20 >20	>89.90 >0 >89.90	82.80 0 82.80	
Retention rate / Drop-out rate (new)								
Drop-out rate	Act 03: Provide school meals to vulnerable children during the school year, in a way that relies on and stimulates local production	School feeding (on-site)	Female Male Overall	20 28 24	<20 <20 <20	<20 <20 <20	6 8 7	

Retention rate	Act 03: Provide school meals to vulnerable children during the school year, in a way that relies on and stimulates local production	School feeding (on-site)	Female Male Overall	80 72 76	>80 >80 >80	>80 >80 >80	94 92 93
Proportion of children 6–23 months of age who receive a minimum acceptable diet							
	Act 02: Provide seasonal food assistance to targeted food insecure people	Prevention of acute malnutrition	Female Male Overall		>20 >20 >20	>7.10 >7.10 >7.10	7.10 7.10 7.10
Dietary Diversity Score							
	Act 02: Provide seasonal food assistance to targeted food insecure people	General Distribution	Female Male Overall	4.30 4.50 4.40	>5 >5 >5	>4.30 >4.50 >4.40	4.70 4.70 4.70
Local Population; Chad; Food							
Livelihood-based Coping Strategy Index (Average)							
	Act 02: Provide seasonal food assistance to targeted food insecure people	General Distribution	Female Male Overall	16.06 14.26 15.16	<3 <3 <3	<16.06 <14 <15.16	2.84 2.32 2.58

Strategic Outcome 03		Vulnerable people in targeted areas have improved nutritional status all year-round		- Resilience Building				
Activity 04	Provide a malnutrition prevention package of specialized nutritious food to children aged 6-23 months and PLWG; cash transfers to PLWG attending pre-/post-natal care; and SBCC measures for the latter and their communities.	Beneficiary Group	Activity Tag		Planned	Actual		
Output A	Targeted PLWG attending pre- and post-natal care (tier 1) receive timely and adequate cash enabling them to obtain maternal services and prevent infant malnutrition (Strategic Result 2).							
Output A	Targeted children aged 6–23 months and PLWG (tier 1) receive adequate and specialized nutritious foods that prevent malnutrition (Strategic Result 2).							
Output E*	Targeted beneficiaries (tier 1) receive nutrition-related messaging to improve nutrition-related practices and prevent malnutrition (Strategic Result 2).							
A.1	Beneficiaries receiving food transfers	Children	Prevention of acute malnutrition	Female Male Total	90,000 60,000 150,000	55,678 55,678 111,356		
		Pregnant and lactating women	Prevention of acute malnutrition	Female Male Total	75,000 0 75,000	61,369 0 61,369		
A.1	Beneficiaries receiving cash-based transfers	Pregnant and lactating women	Treatment of moderate acute malnutrition	Female Male Total	25,000 0 25,000			

A.2	Food transfers			MT	5,738	3,204		
A.3	Cash-based transfers			US\$	25,500			
A.8	Number of rations provided							
	Number of rations provided		Treatment of moderate acute malnutrition	ration	13,500,000	1,021,950		
E*.4	Number of people reached through interpersonal SBCC approaches							
	Number of people reached through interpersonal SBCC approaches (female)		Treatment of moderate acute malnutrition	Number	100,000	91,910		
Activity 05	Provide a malnutrition treatment package of (i) specialized nutritious food to children aged 6-59 months and PLW/Gs; and (ii) SBC-measures to them and their wider communities	Beneficiary Group	Activity Tag		Planned	Actual		
Output A	Targeted children aged 6-59 months and PLWG/s receive adequate and specialized nutritious foods to treat malnutrition							
Output E*	Targeted beneficiaries receive nutrition-related messaging to improve nutrition-related practices, treating malnutrition							
A.1	Beneficiaries receiving food transfers	Children	Treatment of moderate acute malnutrition	Female Male Total	100,000 100,000 200,000	105,279 105,279 210,558		
		Pregnant and lactating women	Treatment of moderate acute malnutrition	Female Male Total	50,000 0 50,000	22,282 0 22,282		
A.2	Food transfers			MT	3,825	1,778		
A.8	Number of rations provided							
	Number of rations provided		Treatment of moderate acute malnutrition	ration	45,000,000	37,899,900		
E*.4	Number of people reached through interpersonal SBCC approaches							
	Number of people reached through interpersonal SBCC approaches (female)		Treatment of moderate acute malnutrition	Number	250,000	232,756		
Activity 06	Provide adapted support to targeted people for local fortified nutritious food production.	Beneficiary Group	Activity Tag		Planned	Actual		
Output C	Communities (tier 3) benefit from the availability of locally-produced fortified nutritious food products that support adequate nutrition (Strategic Result 2).							
A.1	Beneficiaries receiving food transfers	All	Prevention of acute malnutrition	Female Male Total	12,000 8,000 20,000	5,321 5,321 10,642		
A.2	Food transfers			MT	4	3		

C.5*	Number of capacity strengthening initiatives facilitated by WFP to enhance national food security and nutrition stakeholder capacities (new)							
	Number of technical assistance activities provided		Prevention of micronutrient deficiencies	unit	18	18		
Outcome results				Baseline	End-CSP Target	2019 Target	2019 Follow-up value	2018 Follow-up value
Local Population; Chad; Cash, Value Voucher								
Minimum Dietary Diversity – Women								
	Act 04: Provide a malnutrition prevention package of specialized nutritious food to children aged 6-23 months and PLWG; cash transfers to PLWG attending pre-/post-natal care; and SBCC measures for the latter and their communities.	Prevention of acute malnutrition	Overall		>20	>20	6.70	
Proportion of beneficiaries who recall and practice a key nutrition message								
	Act 05: Provide a malnutrition treatment package of (i) specialized nutritious food to children aged 6-59 months and PLW/Gs; and (ii) SBC-measures to them and their wider communities	Treatment of moderate acute malnutrition	Overall		>80	>80	83.80	
Local Population; Chad; Food								
Proportion of eligible population that participates in programme (coverage)								
	Act 05: Provide a malnutrition treatment package of (i) specialized nutritious food to children aged 6-59 months and PLW/Gs; and (ii) SBC-measures to them and their wider communities	Treatment of moderate acute malnutrition	Female	94	>70	>94	96	
			Male	94	>70	>94	94	
			Overall	94	>70	>94	95	
Proportion of target population that participates in an adequate number of distributions (adherence)								
	Act 05: Provide a malnutrition treatment package of (i) specialized nutritious food to children aged 6-59 months and PLW/Gs; and (ii) SBC-measures to them and their wider communities	Treatment of moderate acute malnutrition	Female	85	>85	>85	91	
			Male	85	>85	>85	88	
			Overall	85	>85	>85	89.50	
Proportion of children 6–23 months of age who receive a minimum acceptable diet								
	Act 04: Provide a malnutrition prevention package of specialized nutritious food to children aged 6-23 months and PLWG; cash transfers to PLWG attending pre-/post-natal care; and SBCC measures for the latter and their communities.	Prevention of acute malnutrition	Female	1.90	>5	>1.90	11	
			Male	1.90	>5	>1.90	11	
			Overall	1.90	>5	>1.90	11	
MAM Treatment Recovery rate								

	Act 05: Provide a malnutrition treatment package of (i) specialized nutritious food to children aged 6-59 months and PLW/Gs; and (ii) SBC-measures to them and their wider communities	Treatment of moderate acute malnutrition	Female	92.80	>75	>75	97
			Male	92.80	>75	>75	97
			Overall	92.80	>75	>75	97
MAM Treatment Mortality rate							
	Act 05: Provide a malnutrition treatment package of (i) specialized nutritious food to children aged 6-59 months and PLW/Gs; and (ii) SBC-measures to them and their wider communities	Treatment of moderate acute malnutrition	Female	0.05	<3	<3	0
			Male	0.05	<3	<3	0
			Overall	0.05	<3	<3	0
MAM Treatment Non-response rate							
	Act 05: Provide a malnutrition treatment package of (i) specialized nutritious food to children aged 6-59 months and PLW/Gs; and (ii) SBC-measures to them and their wider communities	Treatment of moderate acute malnutrition	Female	1.38	<15	<15	0
			Male	1.38	<15	<15	0
			Overall	1.38	<15	<15	0
MAM Treatment Default rate							
	Act 05: Provide a malnutrition treatment package of (i) specialized nutritious food to children aged 6-59 months and PLW/Gs; and (ii) SBC-measures to them and their wider communities	Treatment of moderate acute malnutrition	Female	5.77	<15	<15	3
			Male	5.77	<15	<15	3
			Overall	5.77	<15	<15	3

Strategic Outcome 04		Food insecure populations and communities in targeted areas have more resilient livelihoods and sustainable food systems all year round						
		- Nutrition Sensitive - Resilience Building						
Activity 07	Provide livelihood and asset support, including the development or rehabilitation of natural and productive assets and infrastructure and local purchases, to food-insecure and at-risk people.	Beneficiary Group	Activity Tag		Planned	Actual		
Output A	Targeted beneficiaries receive timely and adequate conditional food assistance to meet their short-term food needs							
Output C	Targeted smallholders and other actors along the value chain benefit from strengthened technical capacities to improve their livelihoods and their access to structured markets, including in relation to home-grown school feeding							
Output D	Targeted populations benefit from assets built or restored to improve their resilience to natural shocks and adaptation to climate change							
A.1	Beneficiaries receiving food transfers	All	Food assistance for asset	Female	51,000			
				Male	49,000			
				Total	100,000			

A.1	Beneficiaries receiving cash-based transfers	All	Food assistance for asset	Female Male Total	51,000 49,000 100,000	65,792 60,731 126,523		
A.2	Food transfers			MT	6,780	0		
A.3	Cash-based transfers			US\$	6,000,000	5,129,036		
A.8	Number of rations provided							
	Number of rations provided		Food assistance for asset	ration	18,000,000	14,219,400		
C.4*	Number of people engaged in capacity strengthening initiatives facilitated by WFP to enhance national food security and nutrition stakeholder capacities (new)							
	Number of government/national partner staff receiving technical assistance and training		Institutional capacity strengthening activities	individual	112	112		
			Individual capacity strengthening activities	individual	37	47		
			Food assistance for asset	individual	68	37		
C.5*	Number of capacity strengthening initiatives facilitated by WFP to enhance national food security and nutrition stakeholder capacities (new)							
	Number of training sessions/workshop organized		Food assistance for asset	training session	3	3		
D.1	Number of assets built, restored or maintained by targeted households and communities, by type and unit of measure							
	Kilometres (km) of feeder roads built		Food assistance for asset	Km	39	50		
	Hectares (ha) of sand dunes established		Food assistance for asset	Ha	266	179		
	Hectares (ha) of community woodlots/forest planted, maintained or protected		Food assistance for asset	Ha	1,054	1,013		
	Volume (m3) of compost produced/prepared		Food assistance for asset	m3	7,101	9,923		
	Number of wells, shallow wells constructed for irrigation/livestock use (> 50 cbmt)		Food assistance for asset	Number	31	17		

	Hectares (ha) of cultivated land treated with biological stabilization or agro forestry techniques only (including multi-storey gardening, green fences, and various tree belts)		Food assistance for asset	Ha	1,500	2,321		
	Linear meters (m) of soil/stones bunds or small dikes created		Food assistance for asset	meter	12	45		
	Number of non-food items distributed (tools, milling machines, pumps, etc.)		Food assistance for asset	Number	9	16		
	Number of feed storage facilities constructed		Food assistance for asset	Number	50	80		
	Kilometres (km) of live fencing created		Food assistance for asset	Km	150	179		
	Number of latrines constructed		Food assistance for asset	Number	695	1,320		
	Hectares (ha) of gully land reclaimed as a result of check dams and gully rehabilitation structures		Food assistance for asset	Ha	4	4		
	Number of community water ponds for irrigation/livestock use rehabilitated/maintained (3000-8000 cbmt)		Food assistance for asset	Number	13	13		
	Number of chicken houses constructed		Food assistance for asset	Number	1,000	4,471		
	Number of tree seedlings produced/provided		Food assistance for asset	Number	1,028,720	1,028,720		
	Hectares (ha) of gardens created		Food assistance for asset	Ha	246	292		
	Number of community post-harvest structures built		Food assistance for asset	Number	3	3		
	Meters (m) of concrete/masonry dam/dike/water reservoir constructed		Food assistance for asset	meter	3,002	9,600		
	Kilometres (km) of gullies reclaimed		Food assistance for asset	Km	30	1,530		
	Number of hives distributed		Food assistance for asset	Number	239,080	121,074		
D.2*	Number of people provided with energy assets, services and technologies							
	Number of people provided with direct access to energy assets, services and technologies to support productive activities (female)		Food assistance for asset	Number	23,699	23,699		

Outcome results				Baseline	End-CSP Target	2019 Target	2019 Follow-up value	2018 Follow-up value
Local Population; Chad; Cash, Value Voucher								
Food Consumption Score								
Percentage of households with Acceptable Food Consumption Score	Act 07: Provide livelihood and asset support, including the development or rehabilitation of natural and productive assets and infrastructure and local purchases, to food-insecure and at-risk people.	Food assistance for asset	Female	38.70	>70	>38.70	51.40	
			Male	44.70	>70	>44.70	55.50	
			Overall	42.10	>70	>42.10	52.80	
Percentage of households with Borderline Food Consumption Score	Act 07: Provide livelihood and asset support, including the development or rehabilitation of natural and productive assets and infrastructure and local purchases, to food-insecure and at-risk people.	Food assistance for asset	Female	32.70	<20	<32.70	38.40	
			Male	33.90	<20	<33.90	39.70	
			Overall	33.40	<20	<33.40	38.90	
Percentage of households with Poor Food Consumption Score	Act 07: Provide livelihood and asset support, including the development or rehabilitation of natural and productive assets and infrastructure and local purchases, to food-insecure and at-risk people.	Food assistance for asset	Female	28.60	<10	<28.60	10.10	
			Male	21.40	<10	<21.40	4.80	
			Overall	24.50	<10	<24.50	8.40	
Dietary Diversity Score								
	Act 07: Provide livelihood and asset support, including the development or rehabilitation of natural and productive assets and infrastructure and local purchases, to food-insecure and at-risk people.	Food assistance for asset	Female	4.60	>5	>4.60	4.90	
Male			4.70	>5	>4.70	5		
Overall			4.70	>5	>4.70	4.90		
Consumption-based Coping Strategy Index (Average)								
	Act 07: Provide livelihood and asset support, including the development or rehabilitation of natural and productive assets and infrastructure and local purchases, to food-insecure and at-risk people.	Food assistance for asset	Female	9	<5	<9	6.70	
Male			8.10	<5	<8.10	7		
Overall			8.50	<5	<8.50	6.80		
Livelihood-based Coping Strategy Index (Average)								
	Act 07: Provide livelihood and asset support, including the development or rehabilitation of natural and productive assets and infrastructure and local purchases, to food-insecure and at-risk people.	Food assistance for asset	Female	5.40	<5	<5.40	5.02	
Male			5.52	<5	<5.52	5.08		
Overall			5.48	<5	<5.48	5.04		
Food expenditure share								

	Act 07: Provide livelihood and asset support, including the development or rehabilitation of natural and productive assets and infrastructure and local purchases, to food-insecure and at-risk people.	Food assistance for asset	Female Male Overall	71 69 70	<60 <60 <60	<71 <69 <70	38 29 35
Proportion of the population in targeted communities reporting benefits from an enhanced livelihoods asset base							
	Act 07: Provide livelihood and asset support, including the development or rehabilitation of natural and productive assets and infrastructure and local purchases, to food-insecure and at-risk people.	Food assistance for asset	Overall		>60	>60	59
Proportion of the population in targeted communities reporting environmental benefits							
	Act 07: Provide livelihood and asset support, including the development or rehabilitation of natural and productive assets and infrastructure and local purchases, to food-insecure and at-risk people.	Food assistance for asset	Overall		>60	>60	60
Proportion of targeted communities where there is evidence of improved capacity to manage climate shocks and risks							
	Act 07: Provide livelihood and asset support, including the development or rehabilitation of natural and productive assets and infrastructure and local purchases, to food-insecure and at-risk people.	Food assistance for asset	Overall		>40	>40	40
Food Consumption Score – Nutrition							
Percentage of households that consumed Hem Iron rich food daily (in the last 7 days)	Act 07: Provide livelihood and asset support, including the development or rehabilitation of natural and productive assets and infrastructure and local purchases, to food-insecure and at-risk people.	Food assistance for asset	Female Male Overall	0 0 0		>0 >0 >0	0 0 0
Percentage of households that consumed Protein rich food daily (in the last 7 days)	Act 07: Provide livelihood and asset support, including the development or rehabilitation of natural and productive assets and infrastructure and local purchases, to food-insecure and at-risk people.	Food assistance for asset	Female Male Overall	0 0 0		>0 >0 >0	0 0 0
Percentage of households that consumed Vit A rich food daily (in the last 7 days)	Act 07: Provide livelihood and asset support, including the development or rehabilitation of natural and productive assets and infrastructure and local purchases, to food-insecure and at-risk people.	Food assistance for asset	Female Male Overall	1.70 0 1.70		>1.70 >0 >1.70	1.10 0 1.10

Percentage of households that never consumed Hem Iron rich food (in the last 7 days)	Act 07: Provide livelihood and asset support, including the development or rehabilitation of natural and productive assets and infrastructure and local purchases, to food-insecure and at-risk people.	Food assistance for asset	Female Male Overall	50 0 50	<50 <0 <50	49.20 0 49.20
Percentage of households that never consumed Protein rich food (in the last 7 days)	Act 07: Provide livelihood and asset support, including the development or rehabilitation of natural and productive assets and infrastructure and local purchases, to food-insecure and at-risk people.	Food assistance for asset	Female Male Overall	22 0 22	<22 <0 <22	20.40 0 20.40
Percentage of households that never consumed Vit A rich food (in the last 7 days)	Act 07: Provide livelihood and asset support, including the development or rehabilitation of natural and productive assets and infrastructure and local purchases, to food-insecure and at-risk people.	Food assistance for asset	Female Male Overall	23.40 0 23.40	<23.40 <0 <23.40	21.90 0 21.90
Percentage of households that sometimes consumed Hem Iron rich food (in the last 7 days)	Act 07: Provide livelihood and asset support, including the development or rehabilitation of natural and productive assets and infrastructure and local purchases, to food-insecure and at-risk people.	Food assistance for asset	Female Male Overall	50 0 0	>50 >0 >50	50.60 0 50.60
Percentage of households that sometimes consumed Protein rich food (in the last 7 days)	Act 07: Provide livelihood and asset support, including the development or rehabilitation of natural and productive assets and infrastructure and local purchases, to food-insecure and at-risk people.	Food assistance for asset	Female Male Overall	78 0 78	>78 >0 >78	79.60 0 79.60
Percentage of households that sometimes consumed Vit A rich food (in the last 7 days)	Act 07: Provide livelihood and asset support, including the development or rehabilitation of natural and productive assets and infrastructure and local purchases, to food-insecure and at-risk people.	Food assistance for asset	Female Male Overall	74.90 0 74.90	>74.90 >0 >74.90	77 0 77

Strategic Outcome 05	National institutions have strengthened capacities to manage food-security, nutrition, and social protection policies and programmes, including programmes which support social cohesion and stability all year round	- Resilience Building
-----------------------------	--	------------------------------

Activity 08	Provide training and technical support to national institutions on the design and implementation of a permanent response-planning scheme for food security and nutrition with consolidated early-warning and coordination mechanisms, as well as a shock-responsive, nutrition-sensitive and gender-transformative safety net (supporting strategic outcomes 1 and 2); training and communication schemes for improved nutrition and resilient agricultural practices (strategic outcomes 3 and 4); and improved food and nutrition coordination mechanisms.	Beneficiary Group	Activity Tag		Planned	Actual		
Output C	Food-insecure people benefit from strengthened Government-led response, early warning, coordination and social protection capacities, to receive timely, adequate, equitable, consistent and predictable assistance from the Government, WFP and partners							
Output C	Communities (tier 3) benefit from improved governance and coordination in awareness-raising and advocacy that improve their nutrition and resilience (Strategic Result 5).							
Output M	Communities (tier 3) benefit from improved coordination of food and nutrition policy (Strategic Result 5).							
C.5*	Number of capacity strengthening initiatives facilitated by WFP to enhance national food security and nutrition stakeholder capacities (new)							
	Number of training sessions/workshop organized		Institutional capacity strengthening activities	training session	5	5		
C.6*	Number of tools or products developed or revised to enhance national food security and nutrition systems as a result of WFP capacity strengthening support (new)							
	Number of tools or products developed		Institutional capacity strengthening activities	unit	5	5		
M.1	Number of national coordination mechanisms supported							
	Number of national coordination mechanisms supported		Prevention of micronutrient deficiencies	unit	46	46		
			Institutional capacity strengthening activities	unit	3	3		
Outcome results				Baseline	End-CSP Target	2019 Target	2019 Follow-up value	2018 Follow-up value
Local population; Chad; Capacity Strengthening								
Resources mobilized (USD value) for national food security and nutrition systems as a result of WFP capacity strengthening (new)								

	Act 08: Provide training and technical support to national institutions on the design and implementation of a permanent response-planning scheme for food security and nutrition with consolidated early-warning and coordination mechanisms, as well as a shock-responsive, nutrition-sensitive and gender-transformative safety net (supporting strategic outcomes 1 and 2); training and communication schemes for improved nutrition and resilient agricultural practices (strategic outcomes 3 and 4); and improved food and nutrition coordination mechanisms.	Climate adaptation and risk management activities	Overall	0	=372000	=60000	59400
--	--	---	----------------	---	---------	--------	-------

Local Population; Chad; Capacity Strengthening

Number of national food security and nutrition policies, programmes and system components enhanced as a result of WFP capacity strengthening (new)

	Act 08: Provide training and technical support to national institutions on the design and implementation of a permanent response-planning scheme for food security and nutrition with consolidated early-warning and coordination mechanisms, as well as a shock-responsive, nutrition-sensitive and gender-transformative safety net (supporting strategic outcomes 1 and 2); training and communication schemes for improved nutrition and resilient agricultural practices (strategic outcomes 3 and 4); and improved food and nutrition coordination mechanisms.	Climate adaptation and risk management activities	Overall	0	=25	=13	3
		HIV/TB Mitigation&Safety; Nets	Overall	0	=2	=1	1

Resources mobilized (USD value) for national food security and nutrition systems as a result of WFP capacity strengthening (new)

	Act 08: Provide training and technical support to national institutions on the design and implementation of a permanent response-planning scheme for food security and nutrition with consolidated early-warning and coordination mechanisms, as well as a shock-responsive, nutrition-sensitive and gender-transformative safety net (supporting strategic outcomes 1 and 2); training and communication schemes for improved nutrition and resilient agricultural practices (strategic outcomes 3 and 4); and improved food and nutrition coordination mechanisms.	Institutional capacity strengthening activities	Overall	0	=500000	=100000	9000400
		Treatment of moderate acute malnutrition	Overall	150000	=500000	=350000	302100

Strategic Outcome 06	Humanitarian and development partners in Chad have access to common services that enable them to reach and operate in targeted areas all year.	- Crisis Response						
Activity 09	Provide supply chain, ICT, information management, and other logistical services to the humanitarian and development community	Beneficiary Group	Activity Tag		Planned	Actual		
Output H	Affected populations benefit from supply chain, ICT, information management and other logistical services provided by WFP to partners to receive timely and effective assistance							
H.1	Number of shared services provided, by type							
	Number of ETCs equipped and provided connectivity upon request		Supply Chain Service Provision for Third Parties	ETC service	5	5		
	Number of agencies and organizations using coordination and logistics services		Supply Chain Service Provision for Third Parties	agency/organization	5	5		
H.11	Number of agencies using common cash-based transfer platforms							
	Number of agencies using common cash-based transfer platforms		Supply Chain Service Provision for Third Parties	agency/organization	3	3		
H.2	Number of WFP-led clusters operational, by type							
	Number of WFP-led clusters operational		Supply Chain Service Provision for Third Parties	unit	2	2		
Activity 10	Provide UNHAS flight services to enable partners to reach areas of humanitarian intervention.	Beneficiary Group	Activity Tag		Planned	Actual		
Output H	The needs of affected populations (tier 3) targeted by humanitarian partners are addressed using WFP's timely and cost-saving services (Strategic Result 8).							
H.5	Percentage of cargo capacity offered against total capacity requested							
	Percentage of cargo capacity offered against total capacity requested		Humanitarian Air Service	%	100	100		
H.7	Total number of passengers transported							
	Average no. of passengers transported monthly by air		Humanitarian Air Service	individual	1,700	1,356		
	Number of destinations served		Humanitarian Air Service	unit	22	22		
	Percentage of passenger bookings served		Humanitarian Air Service	%	100	100		
	Number of medical evacuations		Humanitarian Air Service	unit	100	87		
Outcome results				Baseline	End-CSP Target	2019 Target	2019 Follow-up value	2018 Follow-up value

User satisfaction rate

	Act 10: Provide UNHAS flight services to enable partners to reach areas of humanitarian intervention.	Humanitarian Air Service	Overall	90	>90	>90	94.80	
--	---	--------------------------	----------------	----	-----	-----	-------	--

Cross-cutting Indicators

Affected populations are able to benefit from WFP programmes in a manner that ensures and promotes their safety, dignity and integrity								
Proportion of targeted people having unhindered access to WFP programmes (new)								
Target group, Location, Modalities	Activity Number	Activity Tag	Female/Male/Overall	Baseline	End-CSP Target	2019 Target	2019 Follow-up value	2018 Follow-up value
IDPs; Chad; Cash, Food, Value Voucher	Act 01: Provide an integrated assistance package to crisis-affected people, including food assistance (conditional and/or unconditional), school meals, and specialized nutritious food to children and PLW/Gs and people living with HIV or TB for malnutrition prevention and treatment	General Distribution	Female Male Overall		=100 =100 =100	=100 =100 =100	100 100 100	
Local population; Chad; Food	Act 02: Provide seasonal food assistance to targeted food insecure people	General Distribution	Female Male Overall		=100 =100 =100	=80 =80 =80	93.30 94.10 93.60	
Refugees; Chad; Cash, Food, Value Voucher	Act 01: Provide an integrated assistance package to crisis-affected people, including food assistance (conditional and/or unconditional), school meals, and specialized nutritious food to children and PLW/Gs and people living with HIV or TB for malnutrition prevention and treatment	General Distribution	Female Male Overall		=100 =100 =100	=100 =100 =100	97.70 99 98.70	
Returnees; Chad; Cash, Food, Value Voucher	Act 01: Provide an integrated assistance package to crisis-affected people, including food assistance (conditional and/or unconditional), school meals, and specialized nutritious food to children and PLW/Gs and people living with HIV or TB for malnutrition prevention and treatment	General Distribution	Female Male Overall		=100 =100 =100	=100 =100 =100	94.60 88 92.40	
Proportion of targeted people receiving assistance without safety challenges (new)								
Target group, Location, Modalities	Activity Number	Activity Tag	Female/Male/Overall	Baseline	End-CSP Target	2019 Target	2019 Follow-up value	2018 Follow-up value

IDPs; Chad; Cash, Food, Value Voucher	Act 01: Provide an integrated assistance package to crisis-affected people, including food assistance (conditional and/or unconditional), school meals, and specialized nutritious food to children and PLW/Gs and people living with HIV or TB for malnutrition prevention and treatment	General Distribution	Female Male Overall	100 99.40 99.80	>90 >90 >90	>90 >90 >90	100 100 100
Local population ; Chad; Food	Act 02: Provide seasonal food assistance to targeted food insecure people	General Distribution	Female Male Overall	95.70 95.80 95.75	>90 >90 >90	>90 >90 >90	97.70 98.40 97.90
Refugees; Chad; Cash, Food, Value Voucher	Act 01: Provide an integrated assistance package to crisis-affected people, including food assistance (conditional and/or unconditional), school meals, and specialized nutritious food to children and PLW/Gs and people living with HIV or TB for malnutrition prevention and treatment	General Distribution	Female Male Overall	99.60 99.40 99.50	>90 >90 >90	>90 >90 >90	99.40 99.20 99.30
Returnees; Chad; Cash, Value Voucher	Act 01: Provide an integrated assistance package to crisis-affected people, including food assistance (conditional and/or unconditional), school meals, and specialized nutritious food to children and PLW/Gs and people living with HIV or TB for malnutrition prevention and treatment	General Distribution	Female Male Overall	100 100 100	>90 >90 >90	>90 >90 >90	95.70 95.90 95.80

Proportion of targeted people who report that WFP programmes are dignified (new)

Target group, Location, Modalities	Activity Number	Activity Tag	Female/Male/Overall	Baseline	End-CSP Target	2019 Target	2019 Follow-up value	2018 Follow-up value
IDPs; Chad; Cash, Food, Value Voucher	Act 01: Provide an integrated assistance package to crisis-affected people, including food assistance (conditional and/or unconditional), school meals, and specialized nutritious food to children and PLW/Gs and people living with HIV or TB for malnutrition prevention and treatment	General Distribution	Female Male Overall		>90 >90 >90	>90 >90 >90	100 100 100	
Local Population; Chad; Food	Act 02: Provide seasonal food assistance to targeted food insecure people	General Distribution	Female Male Overall		>90 >90 >90	>90 >90 >90	98.60 96.60 97.60	

Refugees; Chad; Cash, Food, Value Voucher	Act 01: Provide an integrated assistance package to crisis-affected people, including food assistance (conditional and/or unconditional), school meals, and specialized nutritious food to children and PLW/Gs and people living with HIV or TB for malnutrition prevention and treatment	General Distributi on	Female			>90	>90	99.80
			Male			>90	>90	99.80
			Overall			>90	>90	99.80
Returnees; Chad; Cash, Value Voucher	Act 01: Provide an integrated assistance package to crisis-affected people, including food assistance (conditional and/or unconditional), school meals, and specialized nutritious food to children and PLW/Gs and people living with HIV or TB for malnutrition prevention and treatment	General Distributi on	Female				>90	73.10
			Male				>90	73.10
			Overall				>90	73.10

Improved gender equality and women's empowerment among WFP-assisted population									
Proportion of food assistance decision-making entity – committees, boards, teams, etc. – members who are women									
Target group, Location, Modalities	Activity Number	Activity Tag	Category	Female/Male/ Overall	Baseline	End-CSP Target	2019 Target	2019 Follow-up value	2018 Follow-up value
IDPs; Chad; Cash, Value Voucher	Act 01: Provide an integrated assistance package to crisis-affected people, including food assistance (conditional and/or unconditional), school meals, and specialized nutritious food to children and PLW/Gs and people living with HIV or TB for malnutrition prevention and treatment	General Distributi on		Overall	48	>60	>48	41	
Local population; Chad; Food	Act 02: Provide seasonal food assistance to targeted food insecure people	General Distributi on		Overall	48	>60	>48	43	
Refugees; Chad; Cash, Food, Value Voucher	Act 01: Provide an integrated assistance package to crisis-affected people, including food assistance (conditional and/or unconditional), school meals, and specialized nutritious food to children and PLW/Gs and people living with HIV or TB for malnutrition prevention and treatment	General Distributi on		Overall	52	>60	>52	30	

Returnees; Chad; Cash, Value Voucher	Act 01: Provide an integrated assistance package to crisis-affected people, including food assistance (conditional and/or unconditional), school meals, and specialized nutritious food to children and PLW/Gs and people living with HIV or TB for malnutrition prevention and treatment	General Distribution		Overall	45	>60	>45	58	
---	---	----------------------	--	----------------	----	-----	-----	----	--

Proportion of households where women, men, or both women and men make decisions on the use of food/cash/vouchers, disaggregated by transfer modality

Target group, Location, Modalities	Activity Number	Activity Tag	Category	Female/Male/ Overall	Baseline	End-CSP Target	2019 Target	2019 Follow-up value	2018 Follow-up value
IDPs; Chad; Cash, Food, Value Voucher	Act 01: Provide an integrated assistance package to crisis-affected people, including food assistance (conditional and/or unconditional), school meals, and specialized nutritious food to children and PLW/Gs and people living with HIV or TB for malnutrition prevention and treatment	General Distribution	Decisions made by women	Overall	40	>53	>41	53.60	
			Decisions made by men	Overall	23	<10	<22	19.60	
			Decisions jointly made by women and men	Overall	37	>37	>37	26.80	
Local population; Chad; Food	Act 01: Provide an integrated assistance package to crisis-affected people, including food assistance (conditional and/or unconditional), school meals, and specialized nutritious food to children and PLW/Gs and people living with HIV or TB for malnutrition prevention and treatment	General Distribution	Decisions made by women	Overall	41.80	>60	>60	65	
			Decisions made by men	Overall	39.40	<10	<10	18.17	
			Decisions jointly made by women and men	Overall	18.80	>30	>30	16.30	

Refugees; Chad; Cash, Food, Value Voucher	Act 01: Provide an integrated assistance package to crisis-affected people, including food assistance (conditional and/or unconditional), school meals, and specialized nutritious food to children and PLW/Gs and people living with HIV or TB for malnutrition prevention and treatment	General Distributi on	Decisions made by women	Overall	74.30	>60	>50	65.80
			Decisions made by men	Overall	22.50	>10	<20	23.50
			Decisions jointly made by women and men	Overall	3.20	>30	>30	10.70
Returnees; Chad; Cash, Value Voucher	Act 01: Provide an integrated assistance package to crisis-affected people, including food assistance (conditional and/or unconditional), school meals, and specialized nutritious food to children and PLW/Gs and people living with HIV or TB for malnutrition prevention and treatment	General Distributi on	Decisions made by women	Overall	61	>60	>61	58.60
			Decisions made by men	Overall	15	<10	<15	21.90
			Decisions jointly made by women and men	Overall	24	>30	>24	19.50

Affected populations are able to hold WFP and partners accountable for meeting their hunger needs in a manner that reflects their views and preferences

Proportion of assisted people informed about the programme (who is included, what people will receive, length of assistance)

Target group, Location, Modalities	Activity Number	Activity Tag	Female/Male/ Overall	Baseline	End-CSP Target	2019 Target	2019 Follow-up value	2018 Follow-up value
IDPs; Chad; Cash, Food, Value Voucher	Act 01: Provide an integrated assistance package to crisis-affected people, including food assistance (conditional and/or unconditional), school meals, and specialized nutritious food to children and PLW/Gs and people living with HIV or TB for malnutrition prevention and treatment	General Distributi on	Female Male Overall	80 80 80	>80 >80 >80	>80 >80 >80	99 96.80 98.50	

Local Population; Chad; Food	Act 02: Provide seasonal food assistance to targeted food insecure people	General Distributi on	Female	70.60	>80	>80	82.60
			Male	70.60	>80	>80	81
			Overall	70.60	>80	>80	81.80
refugiés; Chad; Cash, Food, Value Voucher	Act 01: Provide an integrated assistance package to crisis-affected people, including food assistance (conditional and/or unconditional), school meals, and specialized nutritious food to children and PLW/Gs and people living with HIV or TB for malnutrition prevention and treatment	General Distributi on	Female	80	>80	>80	80.90
			Male	80	>80	>80	80.90
			Overall	80	>80	>80	80.90
Retournees; Chad; Cash, Value Voucher	Act 01: Provide an integrated assistance package to crisis-affected people, including food assistance (conditional and/or unconditional), school meals, and specialized nutritious food to children and PLW/Gs and people living with HIV or TB for malnutrition prevention and treatment	General Distributi on	Female	74.90	>80	>80	100
			Male	68.60	>80	>80	95
			Overall	71.75	>80	>80	97.70

Proportion of project activities for which beneficiary feedback is documented, analysed and integrated into programme improvements

Target group, Location, Modalities	Activity Number	Activity Tag	Female/Male/ Overall	Baseline	End-CSP Target	2019 Target	2019 Follow-up value	2018 Follow-up value
IDPs; Chad; Cash, Food, Value Voucher			Overall		=100	=100	97.75	
Local Population; Chad; Food			Overall		=100	=100	97.50	
Refugees; Chad; Cash, Food, Value Voucher			Overall		=100	=100	100	
Returnees; Chad; Cash, Value Voucher			Overall		=100	=100	97.50	

World Food Programme

Contact info

Sally Haydock
sally.haydock@wfp.org

Cover page photo © Cover photo © WFP/Nathalie Magnien

Cooking nutritious food in Lake Chad

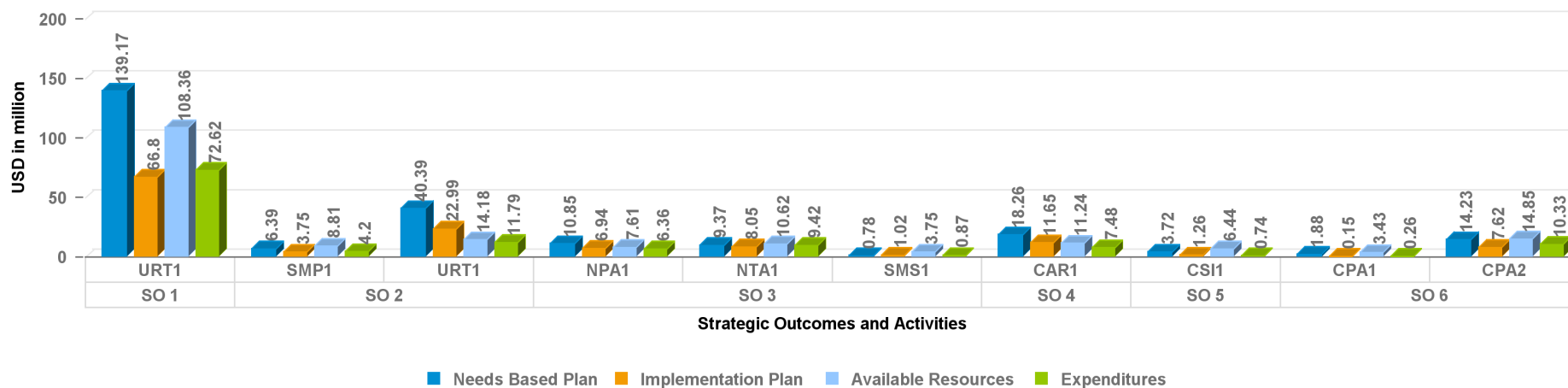
<https://www.wfp.org/countries/chad>

Annual Country Report

Chad Country Portfolio Budget 2019 (2019-2023)

Annual Financial Overview for the period 1 January to 31 December 2019 (Amount in USD)

Annual CPB Overview



Code	Strategic Outcome
SO 1	Crisis-affected people in targeted areas are able to meet their basic food and nutrition needs during and in the aftermath of crises
SO 2	Food-insecure people in targeted areas have access to adequate and nutritious food all year-round
SO 3	Vulnerable people in targeted areas have improved nutritional status all year-round
SO 4	Food insecure populations and communities in targeted areas have more resilient livelihoods and sustainable food systems all year round
SO 5	National institutions have strengthened capacities to manage food-security, nutrition, and social protection policies and programmes, including programmes which support social cohesion and stability all year round
SO 6	Humanitarian and development partners in Chad have access to common services that enable them to reach and operate in targeted areas all year.
Code	Country Activity Long Description
CAR1	Provide livelihood and asset support, including the development or rehabilitation of natural and productive assets and infrastructure and local purchases, to food-insecure and at-risk people.
CPA1	Provide supply chain, ICT, information management, and other logistical services to the humanitarian and development community
CPA2	Provide UNHAS flight services to enable partners to reach areas of humanitarian intervention.
CSI1	Provide training and technical support to national institutions on the design and implementation of a permanent response-planning scheme for food security and nutrition with consolidated early-warning and coordination mechanisms, as well as a shock-responsive, nutrition-sensitive and gender-transformative safety net (supporting strategic outcomes 1 and 2); training and communication schemes for improved nutrition and resilient agricultural practices (strategic outcomes 3 and 4); and improved food and nutr
NPA1	Provide a malnutrition prevention package of specialized nutritious food to children aged 6-23 months and PLWG; cash transfers to PLWG attending pre-/post-natal care; and SBCC measures for the latter and their communities.
NTA1	Provide a malnutrition treatment package of (i) specialized nutritious food to children aged 6-59 months and PLW/Gs; and (ii) SBC-measures to them and their wider communities
SMP1	Provide school meals to vulnerable children during the school year, in a way that relies on and stimulates local production
SMS1	Provide adapted support to targeted people for local fortified nutritious food production.
URT1	Provide an integrated assistance package to crisis-affected people, including food assistance (conditional and/or unconditional), school meals, and specialized nutritious food to children and PLW/Gs and people living with HIV or TB for malnutrition prevention and treatment
URT1	Provide seasonal food assistance to targeted food insecure people

Annual Country Report

Chad Country Portfolio Budget 2019 (2019-2023)

Annual Financial Overview for the period 1 January to 31 December 2019 (Amount in USD)

Strategic Result	Strategic Outcome	Activity	Needs Based Plan	Implementation Plan	Available Resources	Expenditures
1	Crisis-affected people in targeted areas are able to meet their basic food and nutrition needs during and in the aftermath of crises	Provide an integrated assistance package to crisis-affected people, including food assistance (conditional and/or unconditional), school meals, and specialized nutritious food to children and PLW/Gs and people living with HIV or TB for malnutrition prevention and treatment	139,168,601	66,800,941	108,356,693	72,622,502
		Non Activity Specific	0	0	423,988	0
	Food-insecure people in targeted areas have access to adequate and nutritious food all year-round	Provide school meals to vulnerable children during the school year, in a way that relies on and stimulates local production	6,385,398	3,749,227	8,810,251	4,199,087
		Provide seasonal food assistance to targeted food insecure people	40,389,557	22,994,751	14,182,181	11,785,087
		Non Activity Specific	0	0	752	0
	Subtotal Strategic Result 1. Everyone has access to food (SDG Target 2.1)			185,943,556	93,544,920	131,773,866

Annual Country Report

Chad Country Portfolio Budget 2019 (2019-2023)

Annual Financial Overview for the period 1 January to 31 December 2019 (Amount in USD)

Strategic Result	Strategic Outcome	Activity	Needs Based Plan	Implementation Plan	Available Resources	Expenditures
2	Vulnerable people in targeted areas have improved nutritional status all year-round	Provide a malnutrition prevention package of specialized nutritious food to children aged 6-23 months and PLWG; cash transfers to PLWG attending pre-/post-natal care; and SBCC measures for the latter and their communities.	10,846,718	6,938,660	7,605,799	6,359,497
		Provide a malnutrition treatment package of (i) specialized nutritious food to children aged 6-59 months and PLW/Gs; and (ii) SBC-measures to them and their wider communities	9,373,363	8,050,457	10,621,155	9,423,260
		Provide adapted support to targeted people for local fortified nutritious food production.	776,792	1,015,179	3,753,296	868,228
		Non Activity Specific	0	0	5,269	0
Subtotal Strategic Result 2. No one suffers from malnutrition (SDG Target 2.2)			20,996,873	16,004,296	21,985,518	16,650,985

Annual Country Report

Chad Country Portfolio Budget 2019 (2019-2023)

Annual Financial Overview for the period 1 January to 31 December 2019 (Amount in USD)

Strategic Result	Strategic Outcome	Activity	Needs Based Plan	Implementation Plan	Available Resources	Expenditures
4	Food insecure populations and communities in targeted areas have more resilient livelihoods and sustainable food systems all year round	Provide livelihood and asset support, including the development or rehabilitation of natural and productive assets and infrastructure and local purchases, to food-insecure and at-risk people.	18,261,237	11,651,459	11,238,508	7,483,559
		Non Activity Specific	0	0	1,621,191	0
Subtotal Strategic Result 4. Food systems are sustainable (SDG Target 2.4)			18,261,237	11,651,459	12,859,699	7,483,559

Annual Country Report

Chad Country Portfolio Budget 2019 (2019-2023)

Annual Financial Overview for the period 1 January to 31 December 2019 (Amount in USD)

Strategic Result	Strategic Outcome	Activity	Needs Based Plan	Implementation Plan	Available Resources	Expenditures
5	National institutions have strengthened capacities to manage food-security, nutrition, and social protection policies and programmes, including programmes which support social cohesion and stability all year round	Provide training and technical support to national institutions on the design and implementation of a permanent response-planning scheme for food security and nutrition with consolidated early-warning and coordination mechanisms, as well as a shock-responsive, nutrition-sensitive and gender-transformative safety net (supporting strategic outcomes 1 and 2); training and communication schemes for improved nutrition and resilient agricultural practices (strategic outcomes 3 and 4); and improved food and nutr	3,724,992	1,258,018	6,441,371	741,038
		Non Activity Specific	0	0	5,159,572	0
Subtotal Strategic Result 5. Countries have strengthened capacity to implement the SDGs (SDG Target 17.9)			3,724,992	1,258,018	11,600,943	741,038

Annual Country Report

Chad Country Portfolio Budget 2019 (2019-2023)

Annual Financial Overview for the period 1 January to 31 December 2019 (Amount in USD)

Strategic Result	Strategic Outcome	Activity	Needs Based Plan	Implementation Plan	Available Resources	Expenditures
8	Humanitarian and development partners in Chad have access to common services that enable them to reach and operate in targeted areas all year.	Provide supply chain, ICT, information management, and other logistical services to the humanitarian and development community	1,875,182	149,615	3,433,085	257,649
		Provide UNHAS flight services to enable partners to reach areas of humanitarian intervention.	14,230,187	7,619,455	14,851,836	10,333,667
Subtotal Strategic Result 8. Sharing of knowledge, expertise and technology strengthen global partnership support to country efforts to achieve the SDGs (SDG Target 17.16)			16,105,369	7,769,070	18,284,920	10,591,316
		Non Activity Specific	0	0	3,238,551	0
Subtotal Strategic Result			0	0	3,238,551	0
Total Direct Operational Cost			245,032,027	130,227,763	199,743,498	124,073,573
Direct Support Cost (DSC)			6,642,641	4,416,503	5,368,532	4,216,908
Total Direct Costs			251,674,668	134,644,267	205,112,030	128,290,482
Indirect Support Cost (ISC)			16,358,853	8,751,877	7,933,019	7,933,019
Grand Total			268,033,522	143,396,144	213,045,048	136,223,500



Brian Ah Poe
Chief

Contribution Accounting and Donor Financial Reporting Branch

Columns Definition

Needs Based Plan

Latest annual approved version of operational needs as of December of the reporting year. WFP's needs-based plans constitute an appeal for resources to implement operations which are designed based on needs assessments undertaken in collaboration with government counterparts and partners

Implementation Plan

Implementation Plan as of January of the reporting period which represents original operational prioritized needs taking into account funding forecasts of available resources and operational challenges

Available Resources

Unspent Balance of Resources carried forward, Allocated contribution in the current year, Advances and Other resources in the current year. It excludes contributions that are stipulated by donor for use in future years

Expenditures

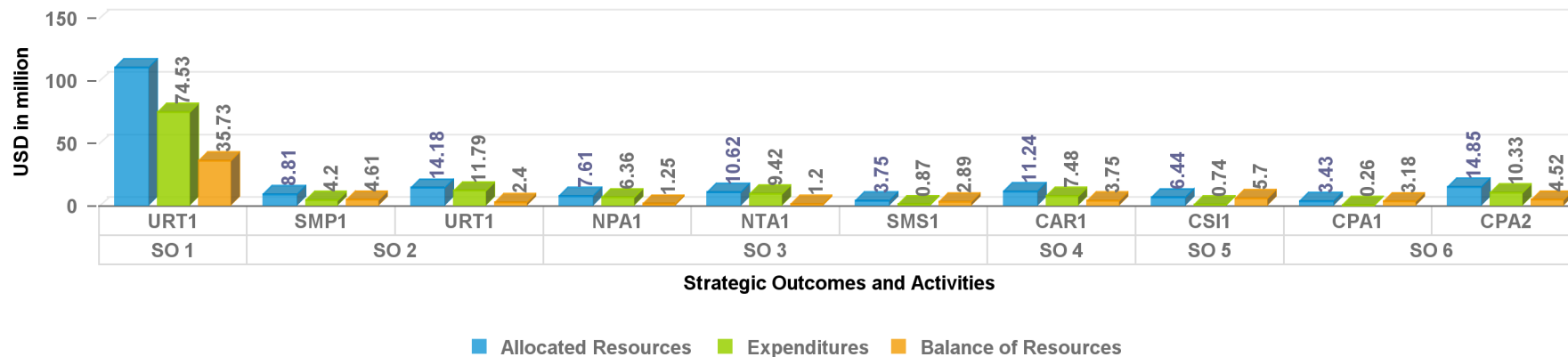
Monetary value of goods and services received and recorded within the reporting year

Annual Country Report

Chad Country Portfolio Budget 2019 (2019-2023)

Cumulative Financial Overview as at 31 December 2019 (Amount in USD)

Cumulative CPB Overview



Code	Strategic Outcome
SO 1	Crisis-affected people in targeted areas are able to meet their basic food and nutrition needs during and in the aftermath of crises
SO 2	Food-insecure people in targeted areas have access to adequate and nutritious food all year-round
SO 3	Vulnerable people in targeted areas have improved nutritional status all year-round
SO 4	Food insecure populations and communities in targeted areas have more resilient livelihoods and sustainable food systems all year round
SO 5	National institutions have strengthened capacities to manage food-security, nutrition, and social protection policies and programmes, including programmes which support social cohesion and stability all year round
SO 6	Humanitarian and development partners in Chad have access to common services that enable them to reach and operate in targeted areas all year.
Code	Country Activity - Long Description
CAR1	Provide livelihood and asset support, including the development or rehabilitation of natural and productive assets and infrastructure and local purchases, to food-insecure and at-risk people.
CPA1	Provide supply chain, ICT, information management, and other logistical services to the humanitarian and development community
CPA2	Provide UNHAS flight services to enable partners to reach areas of humanitarian intervention.
CSI1	Provide training and technical support to national institutions on the design and implementation of a permanent response-planning scheme for food security and nutrition with consolidated early-warning and coordination mechanisms, as well as a shock-responsive, nutrition-sensitive and gender-transformative safety net (supporting strategic outcomes 1 and 2); training and communication schemes for improved nutrition and resilient agricultural practices (strategic outcomes 3 and 4); and improved food and nutr
NPA1	Provide a malnutrition prevention package of specialized nutritious food to children aged 6-23 months and PLWG; cash transfers to PLWG attending pre-/post-natal care; and SBCC measures for the latter and their communities.
NTA1	Provide a malnutrition treatment package of (i) specialized nutritious food to children aged 6-59 months and PLW/Gs; and (ii) SBC-measures to them and their wider communities
SMP1	Provide school meals to vulnerable children during the school year, in a way that relies on and stimulates local production
SMS1	Provide adapted support to targeted people for local fortified nutritious food production.
URT1	Provide an integrated assistance package to crisis-affected people, including food assistance (conditional and/or unconditional), school meals, and specialized nutritious food to children and PLW/Gs and people living with HIV or TB for malnutrition prevention and treatment
URT1	Provide seasonal food assistance to targeted food insecure people

Annual Country Report

Chad Country Portfolio Budget 2019 (2019-2023)

Cumulative Financial Overview as at 31 December 2019 (Amount in USD)

Strategic Result	Strategic Outcome	Activity	Needs Based Plan	Allocated Contributions	Advance and Allocation	Allocated Resources	Expenditures	Balance of Resources
1	Crisis-affected people in targeted areas are able to meet their basic food and nutrition needs during and in the aftermath of crises	Provide an integrated assistance package to crisis-affected people, including food assistance (conditional and/or unconditional), school meals, and specialized nutritious food to children and PLW/Gs and people living with HIV or TB for malnutrition prevention and treatment	139,168,601	110,262,618	0	110,262,618	74,528,427	35,734,191
		Non Activity Specific	0	423,988	0	423,988	0	423,988
	Food-insecure people in targeted areas have access to adequate and nutritious food all year-round	Provide school meals to vulnerable children during the school year, in a way that relies on and stimulates local production	6,385,398	8,810,251	0	8,810,251	4,199,087	4,611,165
		Provide seasonal food assistance to targeted food insecure people	40,389,557	14,182,181	0	14,182,181	11,785,087	2,397,094
		Non Activity Specific	0	752	0	752	0	752

This computer generated report is certified by the Chief of Contribution Accounting and Donor Financial Reporting Branch (RMFC)

28/01/2020 12:02:20

Annual Country Report

Chad Country Portfolio Budget 2019 (2019-2023)

Cumulative Financial Overview as at 31 December 2019 (Amount in USD)

Strategic Result	Strategic Outcome	Activity	Needs Based Plan	Allocated Contributions	Advance and Allocation	Allocated Resources	Expenditures	Balance of Resources
Subtotal Strategic Result 1. Everyone has access to food (SDG Target 2.1)			185,943,556	133,679,791	0	133,679,791	90,512,601	43,167,190
2	Vulnerable people in targeted areas have improved nutritional status all year-round	Provide a malnutrition prevention package of specialized nutritious food to children aged 6-23 months and PLWG; cash transfers to PLWG attending pre-/post-natal care; and SBCC measures for the latter and their communities.	10,846,718	7,605,799	0	7,605,799	6,359,497	1,246,302
		Provide a malnutrition treatment package of (i) specialized nutritious food to children aged 6-59 months and PLW/Gs; and (ii) SBC-measures to them and their wider communities	9,373,363	10,621,155	0	10,621,155	9,423,260	1,197,895
		Provide adapted support to targeted people for local fortified nutritious food production.	776,792	3,753,296	0	3,753,296	868,228	2,885,067
		Non Activity Specific	0	5,269	0	5,269	0	5,269
Subtotal Strategic Result 2. No one suffers from malnutrition (SDG Target 2.2)			20,996,873	21,985,518	0	21,985,518	16,650,985	5,334,533

This computer generated report is certified by the Chief of Contribution Accounting and Donor Financial Reporting Branch (RMFC)

28/01/2020 12:02:20

Annual Country Report

Chad Country Portfolio Budget 2019 (2019-2023)

Cumulative Financial Overview as at 31 December 2019 (Amount in USD)

Strategic Result	Strategic Outcome	Activity	Needs Based Plan	Allocated Contributions	Advance and Allocation	Allocated Resources	Expenditures	Balance of Resources
4	Food insecure populations and communities in targeted areas have more resilient livelihoods and sustainable food systems all year round	Provide livelihood and asset support, including the development or rehabilitation of natural and productive assets and infrastructure and local purchases, to food-insecure and at-risk people.	18,261,237	11,238,508	0	11,238,508	7,483,559	3,754,949
		Non Activity Specific	0	1,621,191	0	1,621,191	0	1,621,191
Subtotal Strategic Result 4. Food systems are sustainable (SDG Target 2.4)			18,261,237	12,859,699	0	12,859,699	7,483,559	5,376,140

Annual Country Report

Chad Country Portfolio Budget 2019 (2019-2023)

Cumulative Financial Overview as at 31 December 2019 (Amount in USD)

Strategic Result	Strategic Outcome	Activity	Needs Based Plan	Allocated Contributions	Advance and Allocation	Allocated Resources	Expenditures	Balance of Resources
5	National institutions have strengthened capacities to manage food-security, nutrition, and social protection policies and programmes, including programmes which support social cohesion and stability all year round	Provide training and technical support to national institutions on the design and implementation of a permanent response-planning scheme for food security and nutrition with consolidated early-warning and coordination mechanisms, as well as a shock-responsive, nutrition-sensitive and gender-transformative safety net (supporting strategic outcomes 1 and 2); training and communication schemes for improved nutrition and resilient agricultural practices (strategic outcomes 3 and 4); and improved food and nutr	3,724,992	6,441,371	0	6,441,371	741,038	5,700,333
		Non Activity Specific	0	5,159,572	0	5,159,572	0	5,159,572
Subtotal Strategic Result 5. Countries have strengthened capacity to implement the SDGs (SDG Target 17.9)			3,724,992	11,600,943	0	11,600,943	741,038	10,859,905

This computer generated report is certified by the Chief of Contribution Accounting and Donor Financial Reporting Branch (RMFC)

28/01/2020 12:02:20

Annual Country Report

Chad Country Portfolio Budget 2019 (2019-2023)

Cumulative Financial Overview as at 31 December 2019 (Amount in USD)

Strategic Result	Strategic Outcome	Activity	Needs Based Plan	Allocated Contributions	Advance and Allocation	Allocated Resources	Expenditures	Balance of Resources
8	Humanitarian and development partners in Chad have access to common services that enable them to reach and operate in targeted areas all year.	Provide supply chain, ICT, information management, and other logistical services to the humanitarian and development community	1,875,182	3,433,085	0	3,433,085	257,649	3,175,436
		Provide UNHAS flight services to enable partners to reach areas of humanitarian intervention.	14,230,187	14,851,836	0	14,851,836	10,333,667	4,518,169
Subtotal Strategic Result 8. Sharing of knowledge, expertise and technology strengthen global partnership support to country efforts to achieve the SDGs (SDG Target 17.16)			16,105,369	18,284,920	0	18,284,920	10,591,316	7,693,605
		Non Activity Specific	0	3,238,551	0	3,238,551	0	3,238,551
Subtotal Strategic Result			0	3,238,551	0	3,238,551	0	3,238,551
Total Direct Operational Cost			245,032,027	201,649,423	0	201,649,423	125,979,498	75,669,925
Direct Support Cost (DSC)			6,642,641	5,368,532	0	5,368,532	4,216,908	1,151,623
Total Direct Costs			251,674,668	207,017,955	0	207,017,955	130,196,407	76,821,548
Indirect Support Cost (ISC)			16,358,853	10,424,235		10,424,235	10,424,235	0
Grand Total			268,033,522	217,442,189	0	217,442,189	140,620,641	76,821,548

This donor financial report is interim



Brian Ah Poe
Chief

Contribution Accounting and Donor Financial Reporting Branch

28/01/2020 12:02:20

Columns Definition

Needs Based Plan

Latest approved version of operational needs. WFP's needs-based plans constitute an appeal for resources to implement operations which are designed based on needs assessments undertaken in collaboration with government counterparts and partners

Allocated Contributions

Allocated contributions include confirmed contributions with exchange rate variations, multilateral contributions, miscellaneous income, resource transferred, cost recovery and other financial adjustments (e.g. refinancing). It excludes internal advance and allocation and contributions that are stipulated by donor for use in future years.

Advance and allocation

Internal advanced/allocated resources but not repaid. This includes different types of internal advance (Internal Project Lending or Macro-advance Financing) and allocation (Immediate Response Account)

Allocated Resources

Sum of Allocated Contributions, Advance and Allocation

Expenditures

Cumulative monetary value of goods and services received and recorded within the reporting period

Balance of Resources

Allocated Resources minus Expenditures