

SAVING
LIVES

CHANGING
LIVES



Colombia Annual Country Report 2019

Country Strategic Plan
2017 - 2021



World Food
Programme

Table of contents

Summary	3
Context and Operations	6
CSP financial overview	8
Programme Performance	9
Strategic outcome 01	9
Strategic outcome 02	10
Strategic outcome 03	12
Strategic outcome 04	14
Strategic outcome 05	16
Cross-cutting Results	18
Progress towards gender equality	18
Protection	18
Accountability to affected populations	19
Environment	19
Enhanced capacities to deliver	21
Data Notes	21
Figures and Indicators	23
WFP contribution to SDGs	23
Beneficiaries by Age Group	24
Beneficiaries by Residence Status	24
Annual Food Transfer	24
Annual Cash Based Transfer and Commodity Voucher	25
Strategic Outcome and Output Results	26
Cross-cutting Indicators	42

Summary

In 2019, humanitarian needs in Colombia increased across all fronts: Venezuelan migrants in the country reached 1.6 million and some 500,000 Colombians also returned from Venezuela affected by an upsurge in violence, becoming displaced or confined to their communities [1] and; approximately 230,000 people were affected by disasters. Faced with this spike in needs, WFP surpassed its assistance plans of 1 million people, effectively reaching over 1.5 million. Among these, WFP provided life-saving food assistance to 110,000 people affected by violence and disasters across the country, including women victims of gender-based violence.

Assistance to Venezuelan migrants, Colombian returnees and host communities significantly scaled-up: WFP supported an estimated 1.3 million of the most vulnerable populations in 2019 compared to 290,000 in 2018. Depending on their needs, migrants, returnees and host communities received hot meals in community kitchens close to the border; those transiting through Colombia on foot received food kits in strategic pick-up points along their journey and Venezuelans with the intention to stay as well as host communities members, received unconditional food assistance through vouchers. Due to the fluid nature of the needs and the design of WFP's response, beneficiaries can move from one assistance modality to another and the tracking will be facilitated by the roll-out of WFP's beneficiary management system (SCOPE) in 2020, together with a locally developed registration system, EKAA [2], for school feeding and community kitchens.

In 2019, WFP saw significant achievements in many programmatic aspects, the set-up of new assistance modalities and increased collaboration with the Colombian Government to support strengthened social protection systems in emergency contexts, such as school feeding. WFP closely worked with the Ministry of Education to support migrant children with school feeding in 2019, also providing technical assistance to key actors along the way, and reaching over 20,000 children during the year, mostly migrants and returnees.

In La Guajira, one of the poorest departments, WFP also supported the National School Feeding Programme, reaching over 68,000 Colombian children. WFP's expertise has helped build stronger capacities for school feeding management and provided evidence-based research and advice in support of the upcoming national School Feeding policy.

Apart from providing relief assistance, WFP also contributed to peace and stabilization through livelihoods support and women's empowerment, institutional capacity strengthening and building climate change resilience. WFP closely collaborated with national institutions with a mandate to support victims of internal violence, such as the Colombian Institute for Family Welfare (ICBF, for its Spanish acronym), the National Agency for Reincorporation and Normalization (ARN, for its Spanish acronym), and the Victims' Attention Unit (UARIV, for its Spanish acronym). Through various initiatives, nearly 5,500 smallholder farmers received food assistance and capacity strengthening for the set-up and improvement of small businesses, including some 3,300 former guerrilla combatants, a third of which are women.

Together with the Ministry of Environment, WFP also started implementing a bi-national Adaptation Fund project aimed at building adaptive capacities to climate change through food security and nutrition actions in vulnerable Afro-descendant and indigenous communities along the Colombia-Ecuador border. In 2019, a baseline climate vulnerability study was produced.

As a cross-cutting WFP priority, gender-driven initiatives were also put in place, such as supporting women organizations through training and the set-up of small businesses for them to be self-reliant. In Antioquia, in partnership with the Regional Secretariat for Women, WFP supported the set-up of 50 women-led farms, benefiting some 3,000 people, improving women's economic independence and strengthening their role in the peace process.

Throughout the year, WFP also enhanced capacities of governmental institutions at all levels in support of increased effectiveness in emergency response through direct support to the National Unit for Disaster and Risk Management (UNGRD); integral support to victims of internal violence, by strengthening capacities of the ICBF; increased capacities for peacebuilding through the development of innovative reintegration models for former combatants in support of the ARN and the strengthening of existing social protection systems to make them responsive to shocks, together with UNGRD and the National Social Protection Institute (Prosperidad Social).

In 2019, WFP successfully contributed to the advancement of national humanitarian, development and peace and stabilization priorities, and prepared the ground for increased assistance effectiveness in 2020.

1,529,750



51%
female

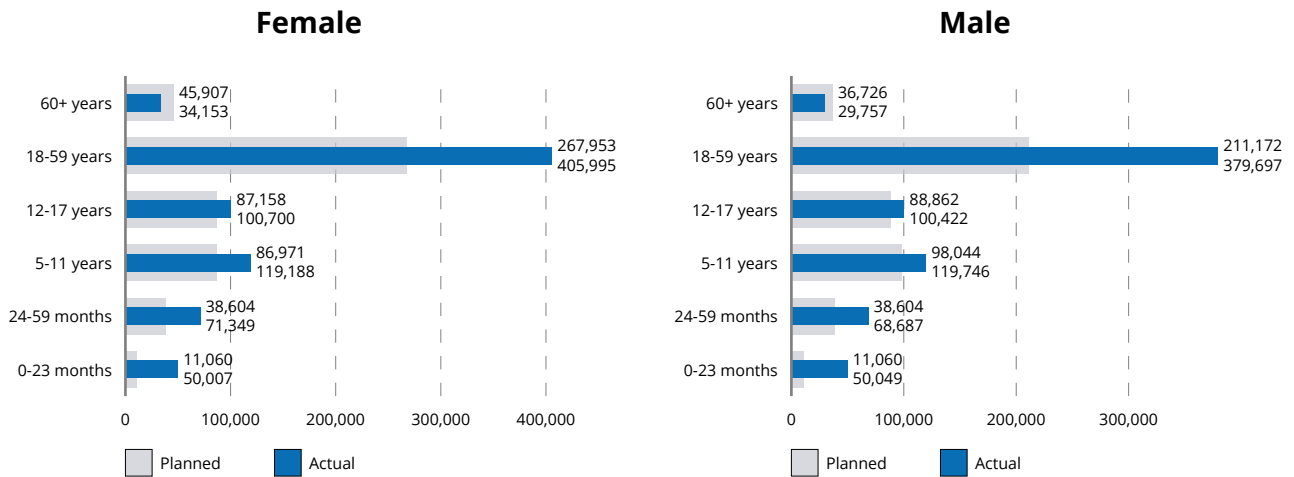


49%
male

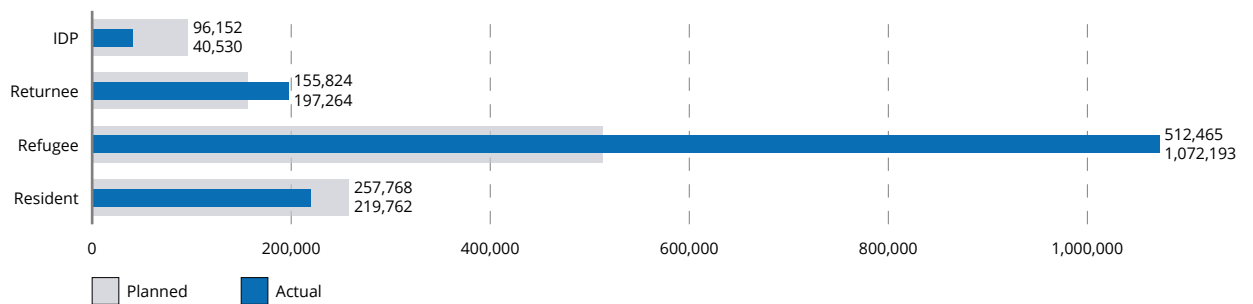
Total Beneficiaries in 2019

of which 72,511 is the estimated number of people with disabilities (36,980 Female, 35,531 Male)

Beneficiaries by Sex and Age Group



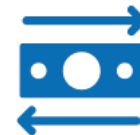
Beneficiaries by Residence Status



Total Food and CBT

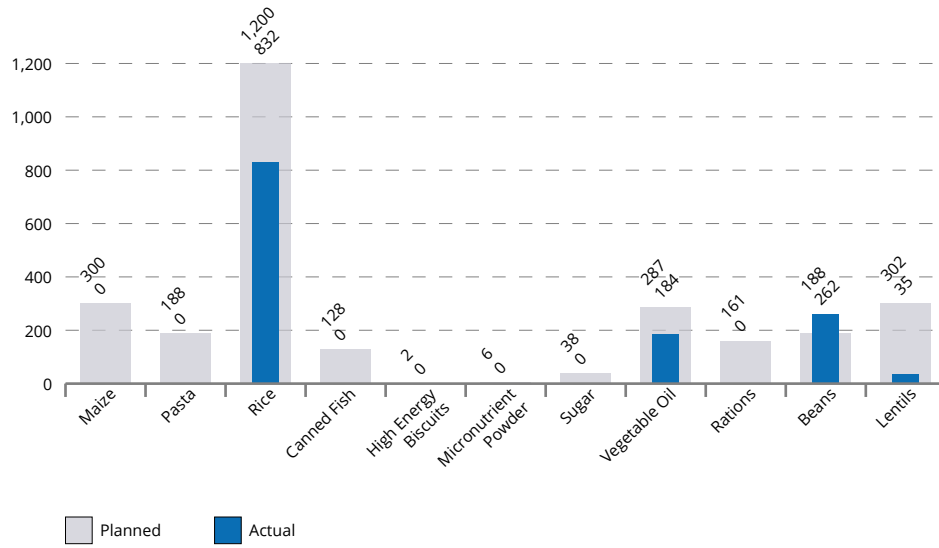


1,313 mt
total actual food transferred in 2019
of 2,797 mt total planned



US\$ 42,612,846
total actual cash transferred in 2019
of \$US 61,506,541 total planned

Annual Food Transfer



Annual Cash Based Transfer and Commodity Voucher



Context and Operations



Colombia has experienced sustained economic growth over the past years, however it still one of the most unequal countries in the world, with a Gini coefficient of 0.51 and 19.6 percent structural poverty, which reaches 39.9 percent on average in rural areas. Poverty continues to be significantly high for indigenous and Afro-descendant communities, and the areas they live in are often prone to disasters and affected by violence, which is a cause of double or triple affliction. Furthermore, climate change also affects farmer's livelihoods by reducing diversity of crops and negatively impacting the capacity of local ecosystems to absorb and bounce back from shocks.

An upsurge in violent events in 2019 affected hundreds of thousands who are now displaced, confined to their communities or live with access restrictions due to multiple threats, including landmines and other unexploded devices.



Human rights violations are a constant threat, disproportionately affecting indigenous, Afro-descendant and rural communities. Over 50 years of armed conflict resulted in the forcible displacement of 7.8 million at the end of 2018 [1], making Colombia the country with the highest number of internally displaced people in the world.

The Colombian humanitarian context is thus complex, with multiple risks and crises affecting populations. In 2019, implementation of the milestone Peace Agreement signed with the Revolutionary Armed Forces of Colombia (FARC) in 2016, saw some setbacks with a faction of the former guerrilla group calling for renewed insurgency. According to estimates from the latest Humanitarian Needs Overview, 6.3 million people will be affected by internal violence and disasters in Colombia in 2020, of which 5.1 million will need humanitarian assistance.

The massive exodus from Venezuela further complicates the humanitarian panorama: this migrant crisis is the second largest in the world, forecast to surpass that of Syria in 2020, with the UN predicting that some 6.5 million Venezuelans will be out of their country by the end of the year. Colombia continues to host the largest number of Venezuelans and according to the 2020 Regional Refugee and Migrant Response Plan, by the end of 2020, some 5.6 million migrants will settle in, pass by or regularly commute to Colombia, of which 1.8 million will need food assistance. The exodus is projected to continue, and with the imposition of entry visas by Ecuador, Perú and Chile in 2019, Venezuelans are more likely to stay in Colombia either temporarily or permanently.

In 2019, Colombia hosted 1.6 million Venezuelans and 500,000 Colombian returnees (Migración Colombia, 2019) showing alarming food insecurity levels. According to an Emergency Food Security Assessment carried out by WFP in 2019, 54 percent of Venezuelan migrant households are food insecure, with much higher levels for pendular migrants [2] (60 percent) and migrants in transit to other countries (80 percent).

Hunger in Colombia significantly decreased in the last decade, passing from 5 million people in 2010 to 2.4 million in 2018 [3]. Latest official data on malnutrition dates from 2015 shows that chronic malnutrition affects 15.4 percent of children under five living in rural areas, and 29.6 percent of indigenous children compared to the national average of 10.8 percent [4]. Overweight and obesity have also reached concerning levels: In 2015, 56.5 percent of adults were overweight and 18.7 were obese.

The Colombian Government has established frameworks in response to these challenges: It launched the “Strategy for the Attention of Venezuelan Migrants” in 2018, to which WFP’s emergency and technical assistance are aligned. The Government also launched the “Grand Alliance for Nutrition” initiative in 2019 led by the First Lady which aims at progressively eradicating all forms of under-nutrition, and of which WFP is a strategic partner, providing technical assistance to Government institutions, especially on the prevention of micronutrient deficiencies.

To support Government efforts, WFP has active operations in 14 departments, through eight field offices and one satellite office. While WFP’s main strategy is to address pressing humanitarian needs and support peacebuilding and stabilization, it also advances initiatives in support of longer-term development results, including a strong focus on school feeding, livelihoods support resilience, climate change adaptation and the strengthening of social protection systems, always aligned with UN priorities in Colombia.

WFP’s Strategic Outcomes support SDGs 2 and 17. **Strategic Outcome 1** focuses on capacity strengthening of governmental institutions and civil society to enhance the effective design and implementation of food assistance programmes. **Strategic Outcome 2** aims at providing life-saving assistance to conflict and disaster-affected people, and vulnerable Venezuelan migrants, including emergency school feeding. Through **Strategic Outcome 3**, WFP aims at preventing malnutrition and supporting the Home-grown School Feeding programme. **Strategic Outcome 4**, looks at promoting sustainable production models for female and male smallholder farmers, including victims of conflict, contributing to peace-building and stabilization. **Strategic Outcome 5** comprises climate resilience activities to help rural communities better recover from shocks and adapt to climate change.

CSP financial overview

In 2019, WFP Colombia's funding was unevenly distributed among activities, with over 60 percent of the funds allocated to Strategic Outcome 2 to support the Venezuelan migrants and Colombians affected by violence. With donors' interest mainly concentrated on relief assistance and 97 percent of funds earmarked, some activities did not receive or counted on little funding, such as food security and nutrition education (activity 5), technical assistance for the prevention of malnutrition (activity 6), the development of innovative food and nutrition models (activity 2) and stimulating markets with WFP purchases to smallholder farmers (activity 8).

The USA provided nearly 70 percent of the funding for WFP Colombia in 2019. Increased levels of funding were key for a sharp scale-up in people assisted, including emergency school feeding. WFP also received contributions from Canada, the Government of Colombia, the European Commission, Germany, Korea and Switzerland, and great efforts are being made to further diversify the funding base with a focus on the private sector and an increased proportion of flexible funding. In 2019, only close to 3 percent of the funding received was unearmarked, including from the private sector. Although these percentages are low, flexible and private funding allowed WFP to move forward and provide 500,000 nutritious snacks to children and adolescents in La Guajira.

Contributions from the National Government and local entities accounted for 17 percent of total funds received in 2019. WFP's partnership with the Government has been key to effectively support victims of internal violence, build capacity within several institutions and support the national school feeding programme.

Internal WFP funding mechanisms and UN inter-agency funding allowed WFP to swiftly respond to governmental requests for emergency relief support as well as to prepare for the expected escalation in needs deriving from Venezuela's migrant crisis. The UN Central Emergency Response Fund (CERF) allowed for relief assistance to populations displaced and confined by internal violence in Norte de Santander and Chocó. At the same time, WFP Immediate Response Account (IR-PREP) catalysed preparedness actions for 2020.

WFP has also managed to secure multi-annual funding for longer-term programmes: In 2019, WFP received a four-year contribution from the Korean International Cooperation Agency to strengthen women's economic empowerment and rights in areas affected by violence. WFP is also implementing a five-year bi-national Adaptation Fund project through to 2022 in support of indigenous communities along the Colombia-Ecuador border. WFP's activities in support of peace and stabilization were also funded by a multi-annual contribution from the UN Peacebuilding Fund: together with UNDP, UNICEF and FAO, WFP contributed to a comprehensive strategy aimed at strengthening ethnic communities' economic opportunities, access to services and trust in public institutions in Chocó.

2019 was a year marked by changing, often sharply increasing needs in multiple fronts, and WFP carried out three revisions of its Country Strategic Plan. The first revision increased beneficiaries for the Venezuelan migration emergency response and emergency school meals in 2019; the second one included new items in the approved food basket; the third and last one increased the budget of Strategic Outcome 2 to allow for a scale-up of crisis response activities aimed at the Venezuelan migration crisis until March 2021, as well as for capacity strengthening activities on resilience, climate change adaptation, peacebuilding models and livelihoods under Strategic Outcome 5 until June 2020.

In 2020, WFP will continue focusing on diversifying its donor base through the advancement of negotiations with potential donors, such as Italy and Spain, to continue ensuring the success of WFP's response.

Programme Performance

Strategic outcome 01

Capacity Strengthening - Local government and civil-society organizations have strengthened capacities to implement accountable programmes that contribute to reducing food insecurity and malnutrition.

Needs-based plan	Implementation plan	Available resources	Expenditures
\$5,324,071	\$836,276	\$20,627,022	\$7,679,489

Under its overarching efforts to strengthen local capacities for the implementation of food security and nutritional programmes, WFP Colombia addresses identified capacity gaps through technical assistance, training and support to specific government programmes. Funding provided by the Colombian Government allowed WFP to strengthen national capacities to assist victims of internal violence. Although 80 percent of funding was earmarked for one programme, WFP also managed to support other government agencies throughout the year. However, these funding dynamics reduced WFP's ability to build robust long-term capacities. Out of the total available resources shown above (USD 20 million), USD 12 million correspond to an agreement signed with the National Government for implementation of a national programme to support victims, and resources will effectively be received and implemented in 2020.

Ending hunger and improving food security are complex goals, which require robust capacities of all stakeholders, including government entities at all levels and civil society organizations. WFP has continuously strengthened its role as a strategic and trusted partner of Colombia's Government, supporting a wide range of entities such as the Ministry of Education (MEN, for its Spanish acronym), the Colombian Institute for Family Welfare (ICBF, for its Spanish acronym), the National Agency for Reincorporation and Normalization (ARN, for its Spanish acronym) and the National Disaster and Risk Management Unit (UNGRD, for its Spanish acronym). WFP's support ranges from sharing know-how on emergency preparedness and response to the strengthening and expansion of social protection systems and supporting the Government on the creation and promotion of integrated peace models based on resilience and community participation. Thus, WFP aims at enhancing national and local capacities to respond to increasingly complex humanitarian, development and peace and stabilization needs.

Capacity building for increased emergency response effectiveness

WFP has a strategic partnership with the Government to provide technical assistance to the ICBF and its "Mobile Units" Programme, a national initiative which supported over 91,000 victims of violence in 2019, especially children. These mobile caregiving units rapidly deploy to places where needs are higher, to provide integral support to victims. In 2019, WFP held four workshops covering nutrition, food security, resilience, gender and protection topics, strengthening capacities of nearly 500 caregivers from 113 mobile units. WFP also carried out the National Nutritionists Workshop in collaboration with the National Health Institute, with over 40 mobile unit nutritionists attending. This contributes to the design and implementation of durable solutions for victims, with stronger coordination between the UN system and the National Government. The support to Mobile Units is linked to assistance provided to vulnerable displaced populations by WFP under its Strategic Outcome 2.

In support of improved capacities for targeting, profiling and ultimately context-specific decision-making, WFP coordinated a food security and nutrition study commissioned by ICBF (National Study on Food Security of Indigenous Populations in Colombia, ENSANI, for its Spanish acronym), in collaboration with the National Institute of Health and the University Antioquia. The study evaluated the food security and nutrition situation of indigenous populations in six regions using a territorial and intercultural perspective, collecting data on socio-demographic profiles, health, breastfeeding and complementary feeding, as well as on food consumption practices. Results will be shared with the Government in 2020.

In terms of emergency preparedness and response, WFP's work aims at strengthening national disaster and risk management systems, through constant collaboration with the National Disaster and Risk Management Unit (UNGRD, for its Spanish acronym). In 2019, WFP supported the design and implementation of the National Disaster Simulation organized by the UNGRD. Results informed the development of draft of internal standard operating procedures for the first 72 hours after an emergency hits, with a focus on food security and nutrition, as well as a consolidated plan of joint capacity strengthening activities between UNGRD and WFP in 2020.

WFP enhances not only humanitarian response capacities, but also longer-term initiatives which contribute to the achievement of targeted Sustainable Development Goals (SDGs), such as school feeding and the reintegration of ex-combatants to society through productive projects, which in turn supports national peace and stabilization efforts.

Stronger social protection systems

The Ministry of Education requested the assistance of WFP to implement the National School Feeding Programme in La Guajira since 2017, because of WFP's extensive experience. Robust monitoring has been embedded as well as capacity strengthening to food handlers, which now score higher in compliance with Government standards; school staff and

local authorities have also been trained. Moreover, in support of the Government's process to design a national school feeding policy, WFP has conducted several evidence-based studies in 2019, such as the documentation of innovative practices in the management of school feeding in Barranquilla and Magdalena departments; characterization of rural models for school feeding in Cauca, Norte de Santander, Boyacá and Cesar departments; key national stakeholders mapping; revision of best practices on school feeding in Latin America. In 2020, further analyses will be carried out.

In 2019, WFP also strengthened its collaboration with UNGRD and the National Social Protection Department (Prosperidad Social). A pilot on shock-responsive social protection was conducted with the aim at channelling cash transfers to vulnerable migrants through existing social protection networks.

Contributing to peace and stabilization

WFP has also been supporting the Government to strengthen the National Reincorporation and Socio-Economic Integration Programme as part of the 2016 Peace Agreement. In 2019, WFP and the National Agency for Reincorporation and Normalization (ARN, for its Spanish acronym) reached an agreement to strengthen the livelihoods of former combatants through support to productive projects and the development of reintegration models based on this approach, which are expected to feed into national policies and programmes. WFP is systematizing lessons learned achievements and challenges derived from this experience, which will be shared with the Government together with the abovementioned reintegration models in 2020.

Support to regional and local governments

Regional and municipal governments regard WFP as a partner of choice to implement capacity strengthening projects in vulnerable communities. In 2019, WFP supported the local governments of Antioquia, Nariño and Putumayo and the municipal government of Quibdó.

Since 2017, WFP has been supporting the Nariño Governorate to complement and strengthen food security and nutrition targets of its departmental development plan. In 2019, WFP provided technical assistance for the development and refinement of seven community-based initiatives to advance SDG 2, Zero Hunger, and contributed to other SDGs such as Clean Water and Sanitation (SDG 6), Responsible Consumption and Production (SDG 12) and Climate Action (SDG 13). Of the 184 participants, 78 percent were women belonging to indigenous and afro-descendant communities, and half of them victims of armed conflict. Initiatives supported comprised varied activities, such as the restoration of ecosystems, promotion of equal opportunities for young people with disabilities, support to smart production techniques for indigenous women and food tourism, among others.

At local level, a fruitful alliance with the municipal government of Quibdó (Chocó Department), continues to help advance municipal public policy objectives. Under this partnership, WFP supports women organizations through training and the set-up of small businesses for them to be self-reliant. In 2019, WFP in close collaboration with the Mayor's Office, the School of Public Administration and UNWOMEN, designed and conducted a certificate on gender and women's empowerment, with the participation of 200 women, aiming at preventing violence against women.

In 2020, WFP will continue reinforcing national systems and establishing successful and sustainable models for the achievement of Zero Hunger hand in hand with the Colombian Government. Shock-Responsive Social Protection will be one of the focus areas, to support the Government in channelling assistance to Venezuelan migrants through existing social protection systems, increasing sustainability and effectiveness.

WFP Gender and Age Marker	
CSP Activity	GAM Monitoring Code
Strengthen the capacities of territorial actors for planning, implementing and evaluating food and nutrition policies and programmes	4

Strategic outcome 02

Access to food - Crisis-affected populations, including victims of violence, natural disasters and shocks, marginalized communities and vulnerable ethnic populations have adequate access at all times to nutritious foods and diversified diets, and are supported in establishing or improving their livelihoods

Needs-based plan	Implementation plan	Available resources	Expenditures
\$73,035,375	\$27,918,273	\$79,093,282	\$49,981,386

Due to the high influx of Venezuelan migrants, most of the funding supported relief activities to reach some 1.3 million Venezuelans, Colombian returnees and host communities under WFP's corporate Level 2 emergency. However, most of the funds were received in the second half of 2019 forcing WFP to implement spending limits for some activities in the second quarter. Whilst WFP supported some 110,000 victims of violence and disaster-affected populations, needs to support these populations remained underfunded. Out of the USD 79 million received in 2019, nearly USD 50 million were effectively implemented during the year. The remaining available funds correspond to USD 18 million being part of a contribution received in November 2019 and will be used to continue activities in 2020. Another USD 3 million was received as part of a biannual contribution to cover school feeding activities until the end of 2020. The outstanding USD 8 million, resulted from increased efficiency in the use of funds and will be reinvested in 2020 to support a wide organisational strengthening process to guarantee maximum effectiveness to implement 2020 planned scale-up.

The Venezuelan migration crisis

One of the main humanitarian challenges faced by Colombia is the Venezuelan migrant crisis. Over 4.7 million Venezuelans fled from critical living conditions in their country in 2019, mostly to Colombia where there were some 1.6 million Venezuelans with the intention to settle. About half a million Colombians returned from Venezuela, up from 350,000 in 2018, and another 500,000 migrants transited through Colombia to other countries. WFP's response covered seven departments in 2019, five of them along the borders with Venezuela and Ecuador, where food insecurity levels among migrants and host communities are increasingly alarming and direst needs are present.

According to an Emergency Food Security Assessment (EFSA) carried out by WFP in 2019, 54 percent of Venezuelans are food insecure. The most acute food and nutritional needs of Venezuelans in Colombia are presented by migrants regularly commuting between Colombia and Venezuela, of whom 6 in 10 are food insecure, and migrants in transit, with 8 in 10 without stable access to food. An estimated 1.1 million people received hot meals in community kitchens strategically located close to the border, prioritising women, children and the elderly. Nearly 130,000 migrants transiting through Colombia on foot received food kits in strategic pick-up points along their journey, which are easy to transport and are designed to cover the basic caloric intake of each person for five days.

Vulnerable migrants intending to settle in Colombia and host communities received either unconditional food assistance through vouchers on a monthly basis to cover their most pressing food needs or food rations, depending on local market conditions. Nearly 260,000 migrants and host communities received vouchers, while 9,800 members of indigenous communities living in the remote desertic region of Alta Guajira received in-kind food baskets with the same value of a voucher.

In 2019 WFP implemented a monthly targeting model for a more adaptive and flexible inclusion of new beneficiaries. Duration of assistance was extended to six months upon a reassessment of needs at the three-month mark and verification of sustained vulnerability.

Children, including those unaccompanied, have continued to arrive in Colombia and the enrolment of migrant children in the Colombian education system increased by 484 percent from November 2018 to August 2019. In response to this rising need, WFP provided nutritious meals to over 20,000 vulnerable children in 360 schools across five departments. Besides providing healthy food, for many of them this was the main meal of the day. WFP is working to leverage the potential of school feeding to promote integration and prevent xenophobia between migrants and host communities through a Social and Behavioural Change Communications Strategy to be implemented in 2020. WFP aims as well at strengthening institutional capacities to ensure effective implementation of school feeding activities. This is done through robust monitoring of processes and training of cooks - most of them women, school staff and local authorities - on proper food handling to comply with Government and WFP food safety standards. Trainings are conducted using the NUTRIFAMI learning app, developed by WFP Colombia, and through face-to-face workshops.

Internal violence and support to its victims

Internal conflict is another layer in the complex humanitarian context in Colombia, and the consequences of a recent upsurge in violence are increasing humanitarian needs across the country. As of October 2019, violent events had forced over 60,000 people from their homes, left some 25,000 more in confinement to their communities and as many as 350,000 people with mobility restrictions. Vulnerable populations face several challenges such as continued attacks, the presence of landmines and unexploded devices, continuing threats and killings of ex-combatants, male and female community leaders and human rights defenders, which disproportionately affect indigenous and afro-descendant communities, especially in the Colombian Pacific coast.

In close coordination with the Victims' Attention Unit (UARIV, for its Spanish acronym), WFP Colombia focused on supporting the most vulnerable groups, including rural ethnic communities and women. WFP reached some 96,000 people affected by internal violence with unconditional vouchers and in-kind assistance, half of which were reached in the department of Chocó.

WFP provided food assistance through vouchers along the Pacific coast, where displaced families are living in informal shelters. In the Catatumbo region and Norte de Santander, WFP also provided unconditional food assistance through vouchers to 3,600 people living in temporary shelters in collaboration with local governments. This is a region where armed groups dispute control over illegal crops. Clashes between the army and the ELN guerrilla [1] are frequent, and attacks to strategic productive assets affect crops and livelihoods.

The UARIV has been a strategic partner for the provision of support in the Chocó, Caquetá and Nariño departments, especially in return and resettlement projects supporting displaced communities. While the UARIV provides psychosocial and livelihoods recovery support, WFP complements this assistance with food support. A strong alliance is also in place with the Colombian Institute for Family Welfare and its Mobile Units programme, to which WFP has provided capacity strengthening support together with unconditional food assistance through vouchers to some 6,800 victims.

The burden of disasters

Colombia is prone to disasters and as of September 2019 over 230,000 people have been affected by floods and heavy rains in areas already impacted by violence and high influx of Venezuelan migrants, constituting “double” or even “triple affectation”.

WFP works closely with the National Disaster Management Office to respond to disasters. In 2019, unconditional food assistance through vouchers were distributed to nearly 14,000 people whose livelihoods and access to food were severely affected by landslides and floods in the Putumayo and Nariño departments. Assistance was also provided to displaced persons in the Córdoba department as a complement to the support already given by the Colombian Government, these people had also been affected by droughts caused by the El Niño phenomenon.

WFP's role in improving access to food

Through the provision of emergency relief assistance, school feeding and unconditional vouchers, in close coordination with the national Government, WFP contributed to the improvement of food security in Colombia. Migrants, violence and disaster-affected populations increased their consumption of healthier foods, measured by the Food Consumption Score where 91 percent of people assisted had an adequate food consumption in terms of quantity and quality at the end of WFP assistance compared to 76 percent at the beginning. There was also an increase in the consumption of foods rich in protein and iron (eggs, legumes and dairy). As a result of WFP's support, over 84 percent of households reduced the coping strategies that directly affected food consumption, meaning that fewer families had to resort to limiting portion size at meals, restricting consumption by adults so that small children could eat, and reducing the number of meals a day. This positive change was more significant in women-led households.

WFP Gender and Age Marker	
CSP Activity	GAM Monitoring Code
Implement home-grown school feeding, focusing on protection and targeting vulnerable children not covered by public programmes	3
Support crisis-affected populations	3

Strategic outcome 03

End Malnutrition - Communities and families have the capacities to prevent malnutrition in all its forms, with a focus on leaving nobody behind in marginalized urban and remote rural areas

Needs-based plan	Implementation plan	Available resources	Expenditures
\$10,749,349	\$8,484,386	\$12,090,330	\$8,388,059

This strategic outcome received 79 percent of its total budget, however only one out of three activities received funding: implementation of the school feeding programme in La Guajira, a department severely affected by high levels of malnutrition and food insecurity. WFP managed to implement some behavioural change activities on nutrition using carry-over funds from 2018, under its strategic partnership with Mastercard. No funding was received to implement capacity strengthening activities in support of local governments for the prevention of malnutrition since the beginning of Colombia's current Country Strategic Plan (CSP) in 2017.



Strategic partnerships

WFP has leveraged its expertise through collaboration with other UN agencies with mandates in food security and nutrition. In 2019, WFP, FAO, PAHO and UNICEF launched the "*Inter-agency Response to materialise the Rights to Food and Nutrition of Colombia's most vulnerable populations*", aiming at strengthening governmental capacities to design, implement and oversee food security and nutrition public policies under the Agenda 2030. Main activities consisted of generating evidence to support policymaking, advocating for the implementation of such policies with community participation, implementing pilot experiences through inter-agency cooperation in prioritised areas and, strengthening local capacities of all relevant stakeholders. The plan aims at supporting nine government agencies, in addition to universities, indigenous and afro-descendant associations and Non Governmental Organizations, in line with the 2018-2022 National Development Plan [1].

Nutritional support and healthier living habits

WFP prioritised La Guajira department for its nutrition support activities as well as for the provision of school feeding due to its complex humanitarian context and needs, which disproportionately affect indigenous populations (4.4 percent of the total population). The region, besides being remote, is affected by prolonged droughts which further intensify food scarcity and difficult access to safe drinking water; it is also one of the departments with the highest prevalence of children deaths [2] due to malnutrition and it has one of the highest structural poverty [3] rates in the country (51.4 percent in 2018).

Since 2018, WFP Colombia counts on the support of Mastercard to strengthen and complement government actions to prevent malnutrition and provide nutritional education to 39 indigenous communities across four municipalities. WFP reached 3,430 children and adolescents from the Wayuu indigenous group with 500,000 nutritious food rations. These rations improved the quality of children's food intake and are comprised of dairy, cereal and a fruit compote (the extremely hot conditions do not allow for the provision of fresh fruit safely). Parents have accepted these rations and committed to provide them to the children during weekends, when they do not attend school.

In parallel, WFP implemented educational activities to promote healthy lifestyles for children and their families. Children and parents participated in workshops to promote the adoption of more adequate practices for better nutrition, such as a balanced diet, food handling hygiene, regular hand washing and good personal hygiene. Participating parents also received cooking classes where they learnt to prepare nutritious meals for their children using traditional local foods. Awareness-raising activities like these have been integrated into other strategic outcomes, where the provision of relief assistance and livelihoods support is complemented with key messages on nutrition, hygiene and health, aiming at longer-term results. Thus, beneficiaries make adequate use of WFP's assistance while leading healthier lives: WFP's monitoring showed that all surveyed families reported having adopted at least one healthy practice in their households, like following a more balanced diet, in 2019.

The activities described above have been enhanced since 2016 with NUTRIFAMI, an award-winning learning tool designed by WFP Colombia, to easily learn about nutrition and eating habits. The app continues evolving to provide new and relevant knowledge on food security and nutrition. WFP also integrated modules on food safety and quality, covering basic concepts, risks and best practices for food production supply chain management, as well as food hygiene plans for school feeding food handlers. Climate change and gender modules were also integrated into the platform and will be launched in 2020.

Support to Colombia's National School Feeding Programme

WFP has been implementing school feeding activities in La Guajira since 2017, in response to a Government's request based on WFP expertise and reliable monitoring and oversight procedures. In 2019, 68,000 meals were served to children every day in over 300 schools in 15 municipalities of La Guajira, with a varied menu in line with Government and WFP standards. Furthermore, culturally inclusive menus were developed for indigenous communities in Maicao and the Sierra Nevada, integrating their specific traditions in consultation with community leaders. WFP complemented school meals provision with the delivery of 125,000 litres of safe drinking water to 50 schools where availability is scarce. Some 665 cooks work for the programme in La Guajira, most of whom are women heads of household and for which this employment is essential to improve family income.

A reliable monitoring model has been implemented for this programme, and monthly monitoring visits guarantee WFP's food safety and quality standards. Some monitored items include the state of cooking and storage facilities, compliance with menus' design and portions and working conditions of food handlers. This model has been successful and served as a reference for similar operations in support of migrant schoolchildren in other Colombian departments.

Another key success factor of the programme is the strong and regular two-way communication with stakeholders at all levels. WFP attends regular meetings with governmental authorities, other programme implementers and community representatives where the status of programme implementation is discussed. This increased stakeholders' trust in WFP and made them more likely to support close coordination and collaboration efforts.



Through this programme, WFP contributed to healthier eating habits and a balanced diet in school. WFP also helped schools maintain high levels of attendance; in 2019, 94.7 percent of the children continuously attended classes in WFP-supported schools, up from the 93.2 percent achieved in 2018, which contributes to longer-term positive impacts in these children's lives. Monitoring of results will be enhanced with the roll-out of a tailored registration software called EKAA, meaning "food" in Wayuunaiki, the main indigenous language in La Guajira to be piloted in 2020; this system, designed with WFP Colombia, will allow tracking school feeding and community kitchen beneficiaries more efficiently way and will ultimately increase transparency.

Lack of funding remains the main challenge for nutrition activities under this strategic objective, and it has impacted the continuity of valuable activities like the design of high-energy bars with locally sourced foods, which could not reach the production phase. WFP managed to implement some activities by linking them within other projects, however this is a worrying trend as food security and nutrition interventions have been key to achieve desired positive changes in habits and behaviours across all of WFP's CSP outcomes.

WFP Gender and Age Marker	
CSP Activity	GAM Monitoring Code
Provide food security and nutrition education and behaviour change communication	4
Implement school meals programmes in response to government requests	3

Strategic outcome 04

Smallholder productivity and income - Smallholder farmers (women and men) increase their production and marketing capacities sustainably

Needs-based plan	Implementation plan	Available resources	Expenditures
\$1,059,493	\$646,513	\$1,007,410	\$629,087

In 2019, WFP received funding covering 96 percent of its initially forecast needs for this strategic outcome, which has a strong focus on rural women empowerment as pivotal for sustainable development and building lasting peace. About 51 percent of funds were used to successfully implement capacity strengthening activities in support of five smallholder farmers associations covering over 2,000 farmers, of which 49 percent were women, in seven municipalities of three Colombian departments (Chocó, Antioquia and Putumayo). Although renewed negotiations with the Ministry of Agriculture as well as the incoming National Government in early 2019 delayed implementation of a part of these activities, more substantial agreements will allow WFP to carry out activities to support rural women and continue contributing to the reintegration of former combatants.

Colombia's final agreement to end the armed conflict and build peace ended the world's longest-running armed conflict and started a systemic process for the reintegration of former combatants. One of the milestones of this peace agreement is its comprehensive rural reform, which emphasises the pivotal role of small landholders and family farming in the eradication of hunger, the creation of job opportunities and socio-economic development.

According to the Ministry of Agriculture, in Colombia, family and community farming account for 74 percent of all farming activities. It generates around 50 percent of agricultural employment, equalling 70 percent of food production. Despite this, the agricultural sector is stagnant as a result of informal property rights and suboptimal land uses. The informality in property rights limits smallholder farmers' access to credit, and many incentives and programmes are also conditioned to legal land tenure.

In support of this national priority, WFP in cooperation with some other UN agencies, has since 2018 implemented a programme in the Chocó, Meta and Guaviare departments, which were affected by conflict before the peace agreement came into place and continue to be affected by the emergence of other armed actors. The programme is a Peacebuilding Fund's initiative and promotes integrated stabilization actions in ethnic communities to strengthen their economic opportunities, access to basic services and trust in public institutional through reconciliation activities. WFP is the leading agency in the department of Chocó, where its neutrality allows it to carry out wide operations to strengthen the livelihoods and food security of rural communities. The project leverages strengths of every agency, for which WFP and FAO lead activities related to access to food and economic integration, UNHCR and UNDP head the reconciliation and citizen participation areas and UNICEF is in charge of coordinating actions related to rural health and education and the promotion of safe family spaces.

With the participation of communities, former combatants, indigenous and afro-descendant community organizations, WFP has accompanied the identification and implementation of innovative proposals for agricultural and non-agricultural entrepreneurship. In 2019, WFP established 16 training centers and supported nine community ventures, effectively transferring knowledge on agricultural issues to participating families. This increases knowledge on nutritional diversity and supported income generation, enhancing skills which are subsequently passed on within communities. In this process, women's contribution to peacebuilding and community reconciliation has been recognized and strengthened. In Chocó, 52 percent of the 1,500 people prioritized for post-conflict support are women.

In addition, strengthening commercialization activities has been a central focus of the project. Commercial tours and small peasant fairs have been organized to establish direct contact between consumers and producers. Next year, efforts will concentrate on advancing alliances that meet local and regional market demand in terms of quality and quantity of products, the last leg of this comprehensive approach to strengthening livelihoods as a catalyst of peace.

Livelihoods activities have also supported vulnerable populations in the Putumayo department, where WFP in partnership with the local Government, continued the work started in 2018 to strengthen productive capacities, promote access to markets and improve food security and nutrition of nearly 9,000 smallholder farmers, 53 percent of whom are women. Considering the social and economic inequalities between women and men in terms of access to land, agricultural supplies and income-generating opportunities in the department, WFP strengthened women's skills in agricultural planning and production systems. Furthermore, it has contributed to women's empowerment by promoting participation in decision-making and enhancing the dialogue with local authorities on issues that directly affect women. In 2019, WFP developed a new strategy to improve food security and supported nearly 120 smallholder farmers from indigenous communities in setting up productive projects integrating their cultural practices and ancestral knowledge.

Also in the Putumayo department, in the framework of a joint strategy programme with the local government and the Social Protection Institute (Prosperidad Social), WFP is working with over 410 families affected by extreme poverty and forced displacement. WFP has promoted the creation of assets for two organizations producing cassava and plantains on a small scale for sale and consumption within their households. Activities will contribute to improved food security of participating families, promoting access to food supplies in a more sustainable way, in communities recovering from the consequences of conflict.

Rural women's empowerment

In Colombia, according to UNDP, rural women suffer discrimination in three ways: because they live in rural areas where there is a lower access to basic goods and services; because they are subject to social and cultural norms that assign specific gender roles; because of the high presence of violence against women, especially exercised by illegal armed groups. Unbalanced access to assets is of great concern as official data suggest that only 26 percent of women are landowners and decision-makers. Additionally, women have historically limited access to technical support programmes, compared to their male peers.

WFP is preparing to provide support to rural women in areas affected by internal violence with a new project aiming at promoting rural women's economic independence and increasing the productivity of crops. In collaboration with the Colombian Ministry of Agriculture and Rural Development, WFP will support 45 associations of smallholder farmers (30 percent composed by women) affected by the internal conflict in the departments of Cauca, Chocó, Nariño and Valle del Cauca. The project contributes to the broader implementation of Colombia's Peace Agreements and will be implemented in 24 municipalities prioritized by Government as they were severely affected by the conflict, with high poverty rates, presence of illegal economies and elevated needs for institutional strengthening. In 2019, WFP progressed on the prioritisation of municipalities to be supported to make sure we reach the right people as well as on market research. Full programme implementation will begin in 2020.

Production of fortified beans and corn

Within the partnership framework between WFP, the International Centre for Tropical Agriculture (CIAT) and HarvestPlus, smallholder farmers' organizations were supported by setting up demonstration plots for iron and zinc-fortified beans and corn. Four smallholder farmer organizations in four municipalities were supported in the Valle del Cauca department. Training had a high percentage of female participation, and apart from capacity strengthening, participating farmers received biofortified kidney bean and maize seeds to grow for both their own consumption and selling in the local market. The families reported more than 113.4 hectares of plots were established.

Food safety and quality

Direct purchases of perishable foods produced by smallholder farmer's organizations had to be limited in 2019 taking into consideration that considerable numbers of those organizations do not yet meet the required highest standards corporately promoted on food safety and quality. In addressing this, WFP Colombia has implemented a new strategy envisaging long term and sustainable solutions that include a comprehensive focus on resilience,



livelihoods consolidation and market access, considering food safety and quality standards.

WFP Gender and Age Marker	
CSP Activity	GAM Monitoring Code
Provide technical support for rural smallholders	4
Stimulate markets with WFP purchases	4

Strategic outcome 05

Sustainable food systems - Rural ethnic rural communities in vulnerable areas have increased capacity to recover from shocks and adapt to climate change

Needs-based plan	Implementation plan	Available resources	Expenditures
\$3,008,867	\$2,176,479	\$10,245,953	\$2,043,547

In 2019, a decent funding level for this strategic outcome allowed WFP to reach most of its targets, despite a situation of increased violence including the killing of a community leader in one of WFP's implementation areas, which impacted the speed and approach of delivery. Measures have been put in place to mitigate security risks and further enhance delivery in 2020. This year WFP implemented a higher proportion of capacity strengthening activities than initially planned, decreasing the number of people reached with vouchers and food in kind, in line with revised priorities from the Government adjusting to needs on the ground. Furthermore, nearly 60 percent of funds shown above reached WFP during the last quarter of 2019 and correspond to the multiannual Adaptation Fund project, these funds will cover implementation until 2021.

WFP provided resilience-building, adaptation to climate change and livelihoods support to indigenous communities, victims of violence and ex-combatants who are now being reintegrated under Colombia's peace process. Activities range from technical assistance, to cash-based transfers, and access to markets for rural communities. Assets such as fodder banks, community woodlots, community gardens and others were created, strengthening resilience across eight Colombian departments. A community-based participatory planning scheme is followed for the creation of assets to ensure ownership and sustainability, key stakeholders support this process, including the Ministry of Environment. WFP also seeks to assure quality standards of assets created or improved through continuous technical assistance.

The impact of climate change on livelihoods, food security and nutrition can be significant for those who depend on farming. A 2019 baseline study conducted by WFP showed that indigenous Awá and Afro-descendant communities face medium to high vulnerability to climate variability, which has reduced crop's diversity and negatively impacted the fragile biodiversity of local ecosystems, as well as their capacity to absorb and bounce back from shocks. This baseline study is part of WFP's bi-national Adaptation Fund project aimed at building adaptive capacities to climate change through food security, nutrition and income-generating actions in vulnerable afro-descendant and indigenous communities along the Colombia-Ecuador border, such as cocoa production with climate-smart techniques. This region is highly vulnerable to short and longer-term impacts of climate change, further eroding the already fragile status of vulnerable communities. The initiative runs through 2021 and is being implemented in close coordination with the Environment Ministries of Colombia and Ecuador, the bi-national indigenous organization Gran Familia Awá and other partners. During COP25 in Madrid, this project was showcased in a side event in the Colombia pavilion, highlighting how its participatory and community approach is contributing to sustainable adaptation to climate change and local development.

In response to these vulnerabilities, WFP launched a certification course on climate change adaptation, disaster risk management, food security and gender, together with the Nariño local Government and the University of Nariño. Initially, 69 women and men leaders from Awá and Afro-descendant communities pursued the course. Specific learning modules on climate change and gender have also been integrated to the NUTRIFAMI app, a learning tool used in most of WFP Colombia programmes, these modules will be launched in 2020. The project will kick-start in 2020, with the development of context-specific climate adaptation roadmaps, informed by insights from the baseline study.

WFP's work to strengthen resilience has also supported the implementation of Colombia's peace agreements. Under the peace agreement, former members of the FARC guerrilla are living in "transition zones" which enable their reintegration to society and facilitate disarmament and demobilization and are supported by the National Agency for Reincorporation and Normalization (ARN, for its Spanish acronym).

The ARN and WFP signed an agreement in 2019 seeking to improve livelihoods of these populations. WFP's work targets 14 initiatives and productive projects in transition areas of several Colombian departments, covering 58 percent of these zones across the country. In 2019, some 3,300 people living in these communities, of which over a third are women, carried out productive activities and subsistence agriculture thanks to WFP's technical assistance. This is part of an integral plan which also includes the promotion of gender equality, training on food security and nutrition and the creation or improvement of productive assets. During the year, 35 community assets, such as community gardens, warehouses, fish farming ponds and greenhouses, were created.

In 2019, climate change adaptation and livelihoods activities were carried out in the departments of Antioquia, Arauca and Cauca: In partnership with the Secretariat for Women in Antioquia, WFP started to implement activities in support of approximately 600 rural women in several municipalities. This joint initiative is aimed at women farmers, mostly heads of household and victims of violence, to support them by improving their food security and income, strengthening their food production techniques and post-harvest processes, as well as their financial and organizational skills.

WFP has accompanied these women through various stages. In previous years they received relief assistance and support for early recovery, and in 2019 WFP managed to establish durable relations with smallholder farmers and local institutions to set-up of 52 women-led farms, benefiting some 3,000 people. This is a clear example of the humanitarian-development-peace nexus, as the project has not only been successful in enhancing women's productive capacities, but it also strengthened women's role in the peace process, through the creation of an innovative model for the substitution of illegal crops as a structural cause of violence, through the use of ecological farming techniques. WFP is looking forward to integrating this initiative into municipal planning for 2020, for increased sustainability.

Initiatives in Cauca and Arauca look forward to support peasant and indigenous communities affected by disasters and who face challenges in food access and availability. In Cauca, WFP has partnered with the National Social Protection Institute (Prosperidad Social) and in Arauca a key ally has been the National University.

Through these partnerships, WFP has supported over 1,000 families in the establishment of eco-friendly family gardens, irrigation systems, chicken farms and entrepreneurship, which have reduced their vulnerability to the effects of climate change and capacities to adapt to it. The use of agroecological practices and the recovery of native species that are both nutrient-rich and resistant to climate change brought about positive effects in terms of reduced dependency on external supplies for production and improved food system resiliency against environmental degradation and climate change. Participating families have also improved their food security as they can eat foods from their gardens, and they can also access a greater variety of foods in local markets thanks to increased income from selling surpluses.

Strong partnerships are one of the key success factors of all these initiatives: WFP has not only maintained close coordination with the ARN, but also with the National Learning Institute (SENA, for its Spanish acronym); and alignment with other UN agencies, such as FAO, IOM and the UN Verification Mission in Colombia has helped WFP avoid duplication of efforts and strengthen joint initiatives.

WFP improved access to food and strengthened communities' resilience

Overall, food security has significantly improved as a result of WFP's initiatives. After implementation, 87 percent of participating families are now eating more nutrient-dense foods such as dairy products, fruits, vegetables and legumes. They have also reduced their use of negative coping strategies, such as cutting portions of one member of the family to benefit another and reducing the number of meals a day. Moreover, over 93 percent of families reported consuming foods rich in protein and vitamins daily.

Communities are not only more food secure, but they are also increasingly resilient to climatic and other shocks. The creation of assets such as community gardens, access roads, or agricultural production using organic techniques generated benefits for participating communities. 97 percent of households reported that these assets led to the diversification of agricultural production, increased household income, community integration and empowerment of women, which in turn contributed to improving food security.

WFP Gender and Age Marker	
CSP Activity	GAM Monitoring Code
Build resilience and enhance livelihoods	4

Cross-cutting Results

Progress towards gender equality

Improved gender equality and women's empowerment among WFP-assisted population

Significant gender disparities are still present in Colombia: While the country ranks 79 on the 2018 Human Development Index, it ranks 94 on the Gender Inequality Index, which measures equality in reproductive health, empowerment and the labour market. Unemployment is higher for women, although they have more average years of schooling, and they also participate 24 percent less in the labour market. According to the Government, some 4 million women are victims of Colombia's armed conflict, many of whom endured gender-based violence.

In response to this and in line with corporate guidelines to advance SDG 5 in the Agenda 2030, awareness-raising on gender equality and the prevention of gender-based violence are cross-cutting priorities and have been mainstreamed in WFP's activities in Colombia. All WFP projects in the country rely on gender and protection analyses and take into consideration gender and age.

An example of gender mainstreaming is the Adaptation Fund project with indigenous communities. In the baseline study conducted to identify climatic vulnerabilities, specific questions related to gender were added, and results showed significant gaps on economic, social and political empowerment of women; communities were also consulted during the whole process.

In 2019, WFP supported rural women's economic empowerment, provided relief assistance to vulnerable Venezuelan migrant girls and pregnant and lactating women, contributed to the prevention of violence against women, and raised awareness on the prevention of sexual exploitation and abuse (PSEA) through a communications campaign reaching over 5,000 people (60 percent women and girls) directly and 25,000 people indirectly. Internally, WFP strengthened the capacities of its field offices and cooperating partners on gender issues, with appointed focal points in every field office and the provision of training.

According to official figures, 86 percent of gender-based violence victims in Colombia are women, and Valle del Cauca department ranks third in prevalence of this kind of violence. In response to this, WFP piloted a joint initiative targeting 25 women survivors of sexual violence, where WFP provided food assistance through vouchers, while Médecins du Monde, Plan International and local NGO *Alianza para la Solidaridad* provided medical and psychosocial support, and legal advice. This approach prevents victims from staying in hostile environments due to food insecurity and other vulnerabilities.

The high vulnerability in which Venezuelan migrants arrive in Colombia pose a challenge for all actors in the humanitarian response. A regional study conducted by WFP in 2019 identified small children and pregnant and lactating women, including adolescents, as the most vulnerable groups of migrants. In 2019, WFP set up safe spaces for these groups and their families in community kitchens in La Guajira, one of the main entry points for Venezuelans. WFP also partnered with UNICEF to provide healthy snacks to 350 children and their mothers every day in child-friendly spaces near the main border crossing to Ecuador, where pregnant and lactating women can safely breastfeed and rest before continuing their journey. WFP is planning to expand these initiatives in 2020 to all departments where support is provided to Venezuelan migrants.

Protection

Affected populations are able to benefit from WFP programmes in a manner that ensures and promotes their safety, dignity and integrity

Populations in need of humanitarian assistance in Colombia face numerous and complex protection risks. On one hand, urban and rural populations continue to be affected by the changing dynamics of Colombia's internal violence; on the other hand, millions of Venezuelans seeking protection and humanitarian assistance in Colombia arrive in ever more dire circumstances.

WFP makes sure that all its programmes are designed to "do no harm" and promote the safety, dignity and integrity of those we serve. WFP Colombia has an effective Complaints and Feedback Mechanism and continuous monitoring is carried out to identify potential risks and mitigation actions, under the overarching WFP Colombia protection strategy.

A recent upsurge in violence is increasing protection risks for displaced and confined populations who face severe human rights' violations, such as the killing of ex-combatants and community leaders and human rights defenders, and violence against women. Some communities have mobility restrictions due to landmines and unexploded devices, which makes it difficult for humanitarian actors to reach them. WFP is one of the few agencies that can access remote areas affected by internal violence, for instance in the Chocó department, where WFP exercises protection by presence. Territories inhabited by ethnic minorities are disputed by illegal groups and the proactive presence of WFP mitigates the threats of these groups and raises concerns with local governments, while food assistance helps communities cope.

Venezuelan migrants arrive in Colombia in conditions of high vulnerability, often having walked for days without proper food or shelter, passing through illegal crossings and exposing themselves to human trafficking, migrant smuggling, sexual exploitation and recruitment by armed groups. The most vulnerable are those who commute between the two countries in search of basic services which are comprised of homeless people, migrants in irregular situation (over half of the total), pregnant and lactating women, and children and adolescents, including unaccompanied and separated.

In this context, WFP is uniquely positioned to contribute to protection results through community kitchens which have evolved to become safe spaces, where besides tackling pressing food needs, WFP invites other humanitarian actors to offer their services and mitigate protection risks by providing information, guidance and legal assistance, identifying and referring cases of unaccompanied minors and advocating for the visibility of urgent needs along the migrant's journey. Other assistance is also provided in these spaces, like vaccination campaigns and other health services. Inter-agency coordination has been key to set-up and leverage the impact of these safe spaces and WFP actively participates in the Protection Cluster and in the Walking Migrants and Childhood Working Groups.

WFP also conducted a Privacy Impact Assessment to support the roll-out of cash transfers and implementation of beneficiary registration systems in 2020, identifying data protection risks and implementing mitigation actions such as robust sensitization strategies for beneficiaries ahead of registration and training on data protection for WFP and implementing partners employees, to ensure there is informed consent from beneficiaries for the use of their personal data, ultimately enhancing our accountability towards those we serve.

Accountability to affected populations

Affected populations are able to hold WFP and partners accountable for meeting their hunger needs in a manner that reflects their views and preferences

WFP Colombia continuously improves the mechanisms through which it can be held accountable by those served: In 2019, WFP continued informed beneficiaries about their entitlements and rights, with 76 percent of people interviewed referring to have been informed on these matters; continued consulting communities prior and during assistance provision to identify context-specific challenges, opportunities and needs; and received and managed over 14,000 requests through its Helpline.

Local communities are consistently involved in consultation processes to inform programme design according to their most pressing needs. Food security, nutrition and gender assessments are carried out with active participation from local communities and their leaders. Local governments are also invited to participate, and in places with a high proportion of indigenous populations, this also includes territorial ethnic governments. Communities are not only consulted, but actively participate in project implementation, such as the climate adaptation project where indigenous communities were trained and gathered information to support environmental analyses tailored to their realities.

Communities have also been consulted on their priorities regarding providing their personal data to WFP and they have been informed of their rights. In 2019, WFP started setting the ground for a comprehensive registration exercise in 2020 where the corporate registration platform (SCOPE) and a locally developed registration system (EKAA) will be rolled out. Although implementing these systems will directly contribute to enhancing WFP's accountability, it can also pose protection risks for affected populations. A Data Privacy Impact Assessment was carried out in the department of Nariño comprising focus group discussions, surveys and individual interviews which informed WFP on people's concerns regarding the handling of their personal data. Conducting this assessment prior to a registration pilot in the same cities was pivotal for the success of the registration exercise, where 564 people were successfully registered. Similar exercises will be conducted in 2020 with indigenous communities in La Guajira.

To further strengthen two-way communication, WFP has set up two Complaints and Feedback Mechanisms (CFM), regular focus group discussions and a WFP Helpline. The Helpline has been the most used and successful CFM, in place since 2017 to support the school feeding programme in La Guajira and has since expanded to cover all WFP's activities. People can access the Helpline through phone calls, instant messaging apps and email, and in 2019 over 14,000 requests have been received and managed, a four-fold increase compared to the previous year, which is in line with WFP's scaled-up operations in support to Venezuelan migrants. Besides asking for general information, people also request information on targeting criteria, other types of assistance, and sometimes also thank for the assistance received from WFP.

The Helpline has also served to inform beneficiaries on significant changes to their entitlements, for instance, it was one of the tools used to provide accurate information on a voucher's value change in line with Government directives, and its implications for beneficiaries. The Helpline is currently being adapted to standardise it to other WFP CFMs and integrate it with WFP platforms such as SCOPE.

Environment

Targeted communities benefit from WFP programmes in a manner that does not harm the environment



Colombia hosts nearly 10 percent of the planet's biodiversity and 314 different ecosystems, which are considered more likely to face rapid alterations as a result of climate change. Climate variability and shocks worsen the extensive environmental degradation, such as the over-exploitation of forests and crops planted on lands with high erosion rates, in particular illegal monocultures. An overreliance on extractive industries has led to enormous decrease in ecosystem services provision for local populations.

In various departments of Colombia, communities are not only affected by violence, but also by the impacts of climate change, soil degradation and loss of native plants and animal species, which severely affects their livelihoods and food security. WFP has implemented different projects with environmental lens, making concrete efforts to tackle these issues.

In the department of Caquetá, one of the regions with the highest rate of deforestation, WFP built resilience and enhanced sustainable livelihoods of 310 people through restoration of native seeds and species, reforestation of 80 hectares of land and the setting-up of community gardens, in partnership with the local government and civil society. In collaboration with the National Agency of Reincorporation (ARN, for its Spanish acronym), WFP supported a former combatant reintegration zone to promote sustainable livelihoods with the restoration of tropical rainforest and its ecosystem services, thus improving diet diversity and enhancing new sources of income.

Jointly with FAO, WFP promoted sustainable agricultural practices in the departments of Córdoba and Chocó, in support of 1,700 afro-descendant and indigenous people affected by drought and desertification, which reduced their access to food.

In addition to closely collaborating on the Adaptation Fund bi-national project implementation, in the last quarter of 2019, WFP and the Ministry of Environment designed a work-plan for coming years, which comprises implementation of the "green business strategy" [1] where WFP will carry out resilience and climate change activities, as well as pilot "payment for environmental services" as an incentive to small-holder farmers to improve environment management while supporting themselves.

WFP has also mainstreamed good environmental practices in other programmes. In the framework of the school feeding programme in La Guajira, eco-stations were built to manage and separate waste in 300 schools. In the department of Nariño, WFP supported the local government to design a model for low-carbon schools: 12 school plans were designed for the benefit of approximately 2,800 children, focused on the promotion of local, organic, food production and consumption, the usage of a carbon calculators and set-up of waste management systems.

Like school feeding programmes, WFP's community kitchens where Venezuelan migrants receive hot meals have the potential to support environmental objectives. WFP implemented waste management systems in 86 percent of its kitchens in 2019, where on average some 40,000 meals were prepared every day.

In 2019 WFP focused on innovation, enhanced management of its regular programmes, for instance through the screening of environmental risks of the Adaptation Fund project, and community empowerment to make sure its assistance contributes to a better environment for those served.

Enhanced capacities to deliver

Needs, operational context and assistance priorities have fundamentally evolved since the current Country Strategic Plan (CSP) was put in place in 2017 and WFP continued to improve the efficiency, effectiveness and adaptability of its food assistance operations in the face of these changes. A comprehensive mid-term evaluation (MTR) of the current CSP was carried out in 2019 and an internal reorganization process was also launched.

Main insights from the MTR exercise pointed at the increasing importance of WFP's role in responding to emergencies in Colombia; a need to strengthen evidence-based programming; implementing solid systems for beneficiary and transfers management; and incorporating capacity strengthening and nutrition as crosscutting priorities in the CSP.

The organizational alignment identified a new operating structure, focused on further integration between emergency and non-emergency operations, stronger coordination with field offices and reinforcing the Programme area with the creation of a Vulnerability Assessment and Mapping (VAM) unit. A Learning Needs Assessment was also conducted to identify key areas where WFP Colombia needs to invest to enhance internal capacities.

Based on all this, WFP Colombia started setting the ground for a new CSP to allow for a more focused assistance to crisis-affected populations through 2021-2025, as well as supporting early recovery and livelihoods activities and the strengthening of national social protection systems.

Parallel to strategic planning, 2019 also saw the ground preparation for more immediate actions in 2020, such as the roll-out of beneficiary management systems, the introduction of unrestricted cash transfers, and the implementation of pilot shock-responsive social protection activities. WFP's voucher programme will also be strengthened with the expansion of its retailers' network in Colombia, which grew by 66 percent in 2019.

WFP's corporate beneficiary registration and management system (SCOPE), as well as the EKAA registration platform [1], developed in-house for hot meals and school feeding, will support programme monitoring and accountability. The SCOPE system is key to the success of the planned cash transfers roll-out in 2020, when beneficiaries will be able to use their monthly allowance without restrictions to cover their most pressing needs. This approach supports individual decision-making by recipients of cash transfers, provides more dignity, supports local economies, and catalyses more sustainable outcomes.

WFP also plans to start new programmes for early recovery and livelihoods support to Venezuelan migrants in 2020, and a pilot of shock-responsive social protection project in close coordination with the National Disaster and Risk Management Unit (UNGRD), and the Social Protection Office to channel cash transfers through existent national social protection systems.

For this, assessment, targeting and profiling capacities are key as only accurate identification of those most in need will ensure an effective and efficient response. In 2019 WFP carried out several assessments, including an Emergency Food Security Assessment (EFSA) in five Colombian bordering departments and a joint UN assessment to identify food needs in the Vichada department, where WFP will now support 800 vulnerable indigenous people. Several others are planned in 2020 to support WFP in reaching those most in need.

To achieve these goals, WFP keeps strengthening its contribution to inter-agency coordination, which saw a boost in 2019, with all three Rome-Based Agencies (RBA) agreeing on five key strategic focus areas for collaboration: Food security and nutrition, peace building and reincorporation, crisis response, access to markets and family agriculture, resilience and climate change. Colombia has been chosen by the RBA HQ in Rome as one of the pilot countries to enhance planning and coordination of RBA at the country level, and 2020 will be a year of further advancement on collaboration and coordination for stronger UN results.

Summary

[1] The number of Venezuelans in Colombia is provided by the Inter-Agency Group for Mixed Migratory Flows (GIFMM): <https://r4v.info/es/situations/platform/location/7511>

The number of Colombian returnees is provided in the 2020 Regional Refugee and Migrant Response Plan (RMRP): <https://reliefweb.int/sites/reliefweb.int/files/resources/72254.pdf>

[2] EKAA means 'to eat' in Wayuunaiki language, and it's a mobile app developed by the ICT team in Colombia to register beneficiaries. The application exchanges data with SCOPE and is able to cross reference beneficiaries registered for these programmes at national level. All beneficiary data is encrypted to ensure confidentiality and security of the information.

Context and operations

[1] <https://www.unhcr.org/globaltrends2018/>

[2] Pendular migrants are those regularly commuting between Venezuela and Colombia in search of food and other basic services.

[3] <http://www.fao.org/3/ca6979es/ca6979es.pdf>

[4] <http://www.ensin.gov.co>

Strategic outcome 02

[1] Ejército de Liberación Nacional (National Liberation Army)

Strategic outcome 03

[1] <https://www.dnp.gov.co/DNPN/Paginas/Plan-Nacional-de-Desarrollo.aspx>

[2] <http://www.ins.gov.co/buscador-eventos/BoletinEpidemiologico/2018%20Bolet%C3%ADn%20epidemiol%C3%B3gic-o%20semana%2042.pdf>

[3] https://www.dane.gov.co/files/investigaciones/condiciones_vida/pobreza/2018/presentacion_pobreza_multidimensi-onal_18_departamento.pdf

Environment


[1] Promotion of income-generating activities related to environment conservation


Enhanced capacities to deliver

[2] EKAA means 'to eat' in Wayuunaiki language, and it's a mobile app developed by the ICT team in Colombia to register beneficiaries. The application exchanges data with SCOPE and is able to cross reference beneficiaries registered for these programmes at national level. All beneficiary data is encrypted to ensure confidentiality and security of the information.

Figures and Indicators

WFP contribution to SDGs

 SDG 2: End hunger, achieve food security and improved nutrition and promote sustainable agriculture										
WFP Strategic Goal 1: Support countries to achieve zero hunger					WFP Contribution (by WFP, or by governments or partners with WFP Support)					
SDG Indicator	National Results			SDG-related indicator		Direct			Indirect	
		Female	Male			Overall	Female	Male		Overall
Prevalence of moderate or severe food insecurity in the population, based on the Food Insecurity Experience Scale (FIES)	%			23.5	Number of people reached (by WFP, or by governments or partners with WFP support) in the context of emergency and protracted crisis response	Number	664,660	744,601	1,409,261	
					Number of people reached (by WFP, or by governments or partners with WFP support) to improve their food security	Number	724,680	805,070	1,529,750	
Average income of small-scale food producers, by sex and indigenous status	US\$				Number of small-scale food producers reached (by WFP, or by governments or partners with WFP support) with interventions that contribute to improved incomes	Number	1,075	992	2,067	

 SDG 17: Strengthen the means of implementation and revitalize the global partnership for sustainable development										
WFP Strategic Goal 2: Partner to support implementation of the SDGs					WFP Contribution (by WFP, or by governments or partners with WFP Support)					
SDG Indicator	National Results			SDG-related indicator		Direct			Indirect	
			Overall				Overall			
Dollar value of financial and technical assistance (including through North-South, South-South and triangular cooperation) committed to developing countries	US\$				Dollar value (within WFP portfolio) of technical assistance and country capacity strengthening interventions (including facilitation of South-South and triangular cooperation)	US\$			7,335,100	

Beneficiaries by Age Group

Beneficiary Category	Gender	Planned	Actual	% Actual vs. Planned
Total Beneficiaries	male	484,468	748,358	154%
	female	537,653	781,392	145%
	total	1,022,121	1,529,750	150%
By Age Group				
0-23 months	male	11,060	50,049	453%
	female	11,060	50,007	452%
	total	22,120	100,056	452%
24-59 months	male	38,604	68,687	178%
	female	38,604	71,349	185%
	total	77,208	140,036	181%
5-11 years	male	98,044	119,746	122%
	female	86,971	119,188	137%
	total	185,015	238,934	129%
12-17 years	male	88,862	100,422	113%
	female	87,158	100,700	116%
	total	176,020	201,122	114%
18-59 years	male	211,172	379,697	180%
	female	267,953	405,995	152%
	total	479,125	785,692	164%
60+ years	male	36,726	29,757	81%
	female	45,907	34,153	74%
	total	82,633	63,910	77%

Beneficiaries by Residence Status

Residence Status	Planned	Actual	% Actual vs. Planned
Resident	257,768	219,762	85%
Refugee	512,465	1,072,193	209%
Returnee	155,824	197,264	127%
IDP	96,152	40,530	42%

Annual Food Transfer

Commodities	Planned Distribution (mt)	Actual Distribution (mt)	% Actual vs. Planned
Everyone has access to food			
Strategic Outcome: Strategic Outcome 02			
Maize	300	0	0%
Pasta	188	0	0%

Commodities	Planned Distribution (mt)	Actual Distribution (mt)	% Actual vs. Planned
Rice	885	815	92%
Canned Fish	128	0	0%
Sugar	38	0	0%
Vegetable Oil	235	175	75%
Rations	161	0	0%
Beans	188	260	138%
Lentils	196	35	18%
No one suffers from malnutrition			
Strategic Outcome: Strategic Outcome 03			
Rice	270	17	6%
High Energy Biscuits	2	0	0%
Micronutrient Powder	6	0	0%
Vegetable Oil	45	9	20%
Beans	0	2	-
Lentils	90	0	0%
Food systems are sustainable			
Strategic Outcome: Strategic Outcome 05			
Rice	45	0	0%
Vegetable Oil	7	0	0%
Lentils	15	0	0%

Annual Cash Based Transfer and Commodity Voucher

Modality	Planned Distribution (CBT)	Actual Distribution (CBT)	% Actual vs. Planned
Everyone has access to food			
Value Voucher	53,315,502	36,078,322	68%
No one suffers from malnutrition			
Value Voucher	6,474,129	5,827,032	90%
Food systems are sustainable			
Value Voucher	1,522,147	707,492	46%
Countries have strengthened capacity to implement the SDGs			
Value Voucher	194,763	0	0%

Strategic Outcome and Output Results

Strategic Outcome 01		Capacity Strengthening - Local government and civil-society organizations have strengthened capacities to implement accountable programmes that contribute to reducing food insecurity and malnutrition.		- Root Causes				
Activity 01	Strengthen the capacities of territorial actors to plan, implement and evaluate food security and nutrition policies and programmes	Beneficiary Group	Activity Tag		Planned	Actual		
Output A	A. Resources transferred							
Output C	1.2 South-South cooperation facilitated to support capacity strengthening in disaster risk reduction and implementation of social programmes							
Output C, K	1.1 Technical support provided for policy development, the design, delivery and evaluation of programmes, and evidence generation							
A.10*	Total value (USD) of capacity strengthening transfers							
	Total value (USD) of capacity strengthening transfers		Institutional capacity strengthening activities	US\$	3,157,579	5,437,598		
C.4*	Number of people engaged in capacity strengthening initiatives facilitated by WFP to enhance national food security and nutrition stakeholder capacities (new)							
	Number of government/national partner staff receiving technical assistance and training		Institutional capacity strengthening activities	individual	481	429		
C.5*	Number of capacity strengthening initiatives facilitated by WFP to enhance national food security and nutrition stakeholder capacities (new)							
	Number of training sessions/workshop organized		Institutional capacity strengthening activities	training session	4	4		
K.1	Number of partners supported							
	Number of partners supported		Institutional capacity strengthening activities	partner	3	3		
Activity 02	Develop and evaluate innovative food and nutrition models	Beneficiary Group	Activity Tag		Planned	Actual		
Output A	Resources transferred							
A.1	Beneficiaries receiving cash-based transfers	All	Institutional capacity strengthening activities	Female Male Total	1,032 918 1,950			

A.3	Cash-based transfers			US\$	194,763			
Outcome results				Baseline	End-CSP Target	2019 Target	2019 Follow-up value	2018 Follow-up value
Cohort 2019; Colombia; Capacity Strengthening								
Number of national food security and nutrition policies, programmes and system components enhanced as a result of WFP capacity strengthening (new)								
	Act 01: Strengthen the capacities of territorial actors to plan, implement and evaluate food security and nutrition policies and programmes	Institutional capacity strengthening activities	Overall	0	=3	=0	0	

Strategic Outcome 02	Access to food - Crisis-affected populations, including victims of violence, natural disasters and shocks, marginalized communities and vulnerable ethnic populations have adequate access at all times to nutritious foods and diversified diets, and are supported in establishing or improving their livelihoods	- Crisis Response - Nutrition Sensitive						
Activity 03	Support crisis-affected populations	Beneficiary Group	Activity Tag		Planned	Actual		
Output A	Resources transferred							
Output C, D, E	2.1 Targeted recipients have access to food in sufficient quantity and quality and in a timely manner							
Output E*	Social and behaviour change communication (SBCC) delivered							
A.1	Beneficiaries receiving food transfers	All	General Distribution	Female Male Total	23,193 20,567 43,760	18,841 19,685 38,526		
			Food assistance for asset	Female Male Total	3,311 2,939 6,250	4,694 4,420 9,114		
			Food assistance for training	Female Male Total		2,331 1,668 3,999		
A.1	Beneficiaries receiving cash-based transfers	All	Food assistance for asset	Female Male Total	5,264 4,666 9,930	4,884 4,672 9,556		
			Food assistance for training	Female Male Total		8,432 7,182 15,614		
			General Distribution	Female Male Total	421,741 373,998 795,739	692,888 657,771 1,350,659		
A.2	Food transfers			MT	2,114	1,285		

A.3	Cash-based transfers			US\$	49,808,652	34,595,839	
A.10*	Total value (USD) of capacity strengthening transfers						
	Total value (USD) of capacity strengthening transfers		Food assistance for training	US\$	32,527	62,389	
			Institutional capacity strengthening activities	US\$		82,243	
C.1	Number of people trained						
	Number of people trained (Skills: Livelihood technologies)		Food assistance for training	individual	1,300	1,629	
	Number of people trained (organizational skills, management and marketing skills)		Food assistance for training	individual	30	30	
C.5*	Number of capacity strengthening initiatives facilitated by WFP to enhance national food security and nutrition stakeholder capacities (new)						
	Number of training sessions/workshop organized		Institutional capacity strengthening activities	training session	11	11	
			Food assistance for training	training session	14	14	
			Food assistance for asset	training session	8	8	
	Number of technical assistance activities provided		Institutional capacity strengthening activities	unit	2	2	
D.1	Number of assets built, restored or maintained by targeted households and communities, by type and unit of measure						
	Hectares (ha) of cultivated land treated with biological stabilization or agro forestry techniques only (including multi-storey gardening, green fences, and various tree belts)		Food assistance for asset	Ha	20	46	
	Number of community gardens established		Food assistance for asset	garden	6	6	
	Number of community post-harvest structures built		Food assistance for asset	Number	3	3	
	Number of assets built, restored or maintained by targeted communities		Food assistance for asset	Number	150	162	

	Number of family gardens established		Food assistance for training	garden	60	60		
			Food assistance for asset	garden	550	550		
	Number of tree seedlings produced/provided		Food assistance for asset	Number	16,000	1,000		
	Hectares (ha) of staple food planted		Food assistance for asset	Ha	18	18		
E*.4	Number of people reached through interpersonal SBCC approaches							
	Number of people reached through interpersonal SBCC approaches (female)		Food assistance for asset	Number	75	262		
			Food assistance for training	Number	200	263		
			General Distribution	Number	2,000	1,740		
	Number of people reached through interpersonal SBCC approaches (male)		Food assistance for training	Number	130	67		
			Food assistance for asset	Number	380	199		
			General Distribution	Number	3,400	3,440		
E*.5	Number of people reached through SBCC approaches using media							
	Number of people reached through SBCC approaches using mass media (i.e. national TV programme).		Food assistance for training	individual	80	80		
			Food assistance for asset	individual	45	45		
E.2	Number of people exposed to WFP-supported nutrition messaging							
	Number of women exposed to WFP-supported nutrition messaging		Food assistance for training	individual	500	500		
Activity 04	Implement emergency school feeding, focusing on protection and targeting vulnerable children not covered by public programmes	Beneficiary Group	Activity Tag		Planned	Actual		
Output A	A. Resources transferred							
A.1	Beneficiaries receiving food transfers	Students (primary schools)	School feeding (on-site)	Female Male Total	720 780 1,500			

		Students (secondary schools)	School feeding (on-site)	Female Male Total	480 520 1,000			
A.1	Beneficiaries receiving cash-based transfers	Students (secondary schools)	School feeding (on-site)	Female Male Total	4,800 5,200 10,000	2,757 2,894 5,651		
		Students (primary schools)	School feeding (on-site)	Female Male Total	7,200 7,800 15,000	7,285 7,140 14,425		
A.2	Food transfers			MT	202	0		
A.3	Cash-based transfers			US\$	3,506,850	1,482,484		
A.6	Number of institutional sites assisted							
	Number of schools assisted by WFP		School feeding (on-site)	school	388	433		
	Number of individuals (female) trained in safe food preparation and storage		School feeding (on-site)	individual	360	360		
Outcome results				Baseline	End-CSP Target	2019 Target	2019 Follow-up value	2018 Follow-up value

Cohort 2019; Colombia; Food, Value Voucher

Food Consumption Score

Percentage of households with Acceptable Food Consumption Score	Act 03: Support crisis-affected populations	General Distribution	Female Male Overall	79 61 76	≥80 ≥80 ≥80	≥80 ≥80 ≥80	93.50 89.50 91.50
Percentage of households with Borderline Food Consumption Score	Act 03: Support crisis-affected populations	General Distribution	Female Male Overall	15.50 23.50 18.50	≤15 ≤15 ≤15	≤15 ≤15 ≤15	5.50 9.50 7.50
Percentage of households with Poor Food Consumption Score	Act 03: Support crisis-affected populations	General Distribution	Female Male Overall	5.50 5.50 5.50	≤5 ≤5 ≤5	≤5 ≤5 ≤5	1 1 1

Consumption-based Coping Strategy Index (Percentage of households with reduced CSI)

	Act 03: Support crisis-affected populations	General Distribution	Female Male Overall	56 56 56	≥56 ≥56 ≥56	≥56 ≥56 ≥56	87 82 85	71 72 71
--	---------------------------------------------	----------------------	------------------------------------------------	----------------	-------------------	-------------------	----------------	----------------

Food Consumption Score – Nutrition



Percentage of households that consumed Hem Iron rich food daily (in the last 7 days)	Act 03: Support crisis-affected populations	General Distribution	Female Male Overall	7 9 8	≥10 ≥10 ≥10	≥10 ≥10 ≥10	20 22 21	11.70 25.40 14.50
Percentage of households that consumed Protein rich food daily (in the last 7 days)	Act 03: Support crisis-affected populations	General Distribution	Female Male Overall	76 64 71	≥76 ≥63 ≥71	≥76 ≥63 ≥71	93 83 89	83.50 74.60 81.70
Percentage of households that consumed Vit A rich food daily (in the last 7 days)	Act 03: Support crisis-affected populations	General Distribution	Female Male Overall	70 42 60	≥70 ≥48 ≥62	≥70 ≥48 ≥62	82 39 67	69.40 55.60 66.60
Percentage of households that never consumed Hem Iron rich food (in the last 7 days)	Act 03: Support crisis-affected populations	General Distribution	Female Male Overall	10 6 8	≤4 ≤4 ≤4	≤4 ≤4 ≤4	7 5 7	4.40 1.60 3.90
Percentage of households that never consumed Protein rich food (in the last 7 days)	Act 03: Support crisis-affected populations	General Distribution	Female Male Overall	1 0 0	=0 =0 =0	=0 =0 =0	0 0 0	0 0 0
Percentage of households that never consumed Vit A rich food (in the last 7 days)	Act 03: Support crisis-affected populations	General Distribution	Female Male Overall	3 8 5	≤2 ≤2 ≤2	≤2 ≤2 ≤2	0 9 3	1.60 4.80 2.30
Percentage of households that sometimes consumed Hem Iron rich food (in the last 7 days)	Act 03: Support crisis-affected populations	General Distribution	Female Male Overall	83 85 84	≥86 ≥86 ≥86	≥86 ≥86 ≥86	72 72 72	83.90 73 81.70

Percentage of households that sometimes consumed Protein rich food (in the last 7 days)	Act 03: Support crisis-affected populations	General Distribution	Female	23	≥24	≥24	7	16.50
			Male	36	≥37	≥37	17	25.40
			Overall	28	≥29	≥29	11	18.30
Percentage of households that sometimes consumed Vit A rich food (in the last 7 days)	Act 03: Support crisis-affected populations	General Distribution	Female	27	≥28	≥28	18	29
			Male	49	≥50	≥50	51	39.70
			Overall	35	≥36	≥36	30	31.20

Dietary Diversity Score

	Act 03: Support crisis-affected populations	General Distribution	Female	5.50	=7	=7	6.10	6.40
			Male	5.30	=7	=7	5.75	6.60
			Overall	5.40	=7	=7	6	6.50

Cohort 2019; Colombia; Value Voucher

Retention rate / Drop-out rate (new)

Drop-out rate	Act 04: Implement emergency school feeding, focusing on protection and targeting vulnerable children not covered by public programmes	School feeding (on-site)	Female	20	=20	=20	8
			Male	20	=20	=20	8
			Overall	20	=20	=20	8
Retention rate	Act 04: Implement emergency school feeding, focusing on protection and targeting vulnerable children not covered by public programmes	School feeding (on-site)	Female	80	=80	=80	92
			Male	80	=80	=80	92
			Overall	80	=80	=80	92

Strategic Outcome 03	End Malnutrition - Communities and families have the capacities to prevent malnutrition in all its forms, with a focus on leaving nobody behind in marginalized urban and remote rural areas	- Nutrition Sensitive - Root Causes						
Activity 05	Provide food security and nutrition education and behaviour change communication	Beneficiary Group	Activity Tag		Planned	Actual		
Output A	3.2. Nutrition messages adapted and delivered to targeted populations							
A.1	Beneficiaries receiving food transfers	Children	Prevention of micronutrient deficiencies	Female Male Total	3,000 3,000 6,000			

		Pregnant and lactating women	Prevention of micronutrient deficiencies	Female Male Total	1,500 0 1,500			
A.1	Beneficiaries receiving cash-based transfers	Children	Prevention of acute malnutrition	Female Male Total		1,606 1,824 3,430		
			Prevention of micronutrient deficiencies	Female Male Total	780 780 1,560			
		Pregnant and lactating women	Prevention of micronutrient deficiencies	Female Male Total	930 0 930			
A.2	Food transfers			MT	405	0		
A.3	Cash-based transfers			US\$	194,763	485,028		
Activity 06	Provide Technical support	Beneficiary Group	Activity Tag		Planned	Actual		
Output A	3.1 Training provided for national and local authorities, civil society, community members and vulnerable families							
A.1	Beneficiaries receiving food transfers	All	Institutional capacity strengthening activities	Female Male Total	26,235 23,265 49,500			
A.2	Food transfers			MT	8	0		
Activity 10	Implement school meals programmes in response to Government requests	Beneficiary Group	Activity Tag		Planned	Actual		
Output A	Resources transferred							
Output C	3.5. Efficient school meals models developed, piloted and handed over to local governments.							
A.1	Beneficiaries receiving food transfers	Students (primary schools)	School feeding (on-site)	Female Male Total		23,024 24,942 47,966		
A.1	Beneficiaries receiving cash-based transfers	Students (primary schools)	School feeding (on-site)	Female Male Total	28,800 31,200 60,000	23,024 24,942 47,966		
		Students (secondary schools)	School feeding (on-site)	Female Male Total	3,672 3,979 7,651	9,874 10,696 20,570		
A.2	Food transfers			MT	0	28		
A.3	Cash-based transfers			US\$	6,279,366	5,342,006		

A.6	Number of institutional sites assisted							
	Number of individuals (male) trained in safe food preparation and storage		School feeding (on-site)	individual	3	3		
	Number of individuals (female) trained in safe food preparation and storage		School feeding (on-site)	individual	600	608		
	Number of schools assisted by WFP		School feeding (on-site)	school	303	323		
	Number of WFP-assisted schools that promote health, nutrition and hygiene education		School feeding (on-site)	school	303	323		
C.2	Number of capacity development activities provided							
	Number of technical assistance activities provided		School feeding (on-site)	unit	348			
C.5*	Number of capacity strengthening initiatives facilitated by WFP to enhance national food security and nutrition stakeholder capacities (new)							
	Number of technical assistance activities provided		School feeding (on-site)	unit		348		
Outcome results				Baseline	End-CSP Target	2019 Target	2019 Follow-up value	2018 Follow-up value
Cohort 2019; LA GUAJIRA; Value Voucher								
Retention rate								
	Act 10: Implement school meals programmes in response to Government requests	School feeding (on-site)	Overall	0	≥90	≥90	94.70	93.20

Strategic Outcome 04	Smallholder productivity and income - Smallholder farmers (women and men) increase their production and marketing capacities sustainably	- Nutrition Sensitive - Resilience Building						
Activity 07	Provide technical support for rural smallholders	Beneficiary Group	Activity Tag		Planned	Actual		
Output A	A. Resources transferred							
Output C	4.2 Smallholder farmers trained and technical assistance provided in business practices, food security and nutrition, gender and awareness of rights							
A.10*	Total value (USD) of capacity strengthening transfers							
	Total value (USD) of capacity strengthening transfers		Smallholder agricultural market support activities	US\$	472,006	95,120		
C.3	Number of technical support activities provided							
	Number of technical assistance activities provided		Individual capacity strengthening activities	unit	300	340		

	Government contributions to WFP for technical assistance and capacity development support (USD)		Smallholder agricultural market support activities	US\$		12,000		
C.5*	Number of capacity strengthening initiatives facilitated by WFP to enhance national food security and nutrition stakeholder capacities (new)							
	Number of technical assistance activities provided		Food assistance for asset	unit	9	9		
Activity 08	Stimulate markets with WFP purchases	Beneficiary Group	Activity Tag		Planned	Actual		
Output F	4.1. Nutritious foods purchased by CBT beneficiaries from farmers associations and shops							
F.1	Number of smallholder farmers supported/trained							
	Number of smallholder farmers supported by WFP		Smallholder agricultural market support activities	individual	1,595	1,654		
Outcome results				Baseline	End-CSP Target	2019 Target	2019 Follow-up value	2018 Follow-up value
Cohort 2019; Colombia; Capacity Strengthening								
Value and volume of smallholder sales through WFP-supported aggregation systems								
Value (USD)	Act 07: Provide technical support for rural smallholders	Smallholder agricultural market support activities	Overall	0	=887000	=800000	0	
Volume (MT)	Act 07: Provide technical support for rural smallholders	Smallholder agricultural market support activities	Overall	0	=500	=500	0	

Strategic Outcome 05	Sustainable food systems - Rural ethnic rural communities in vulnerable areas have increased capacity to recover from shocks and adapt to climate change	- Nutrition Sensitive - Resilience Building						
Activity 09	Build resilience and enhance livelihoods	Beneficiary Group	Activity Tag		Planned	Actual		
Output A, C, E	5.1 Traditional knowledge recovered from women and men supports dietary diversity and livelihoods							
Output C	C. Capacity development and technical support provided							
Output D	5.2 Assets created to build resilience and incomes for women and men equitably							
Output E*	E*. Social and behaviour change communication (SBCC) delivered							

A.1	Beneficiaries receiving food transfers	All	Climate adaptation and risk management activities	Female Male Total	661 589 1,250			
A.1	Beneficiaries receiving cash-based transfers	All	Climate adaptation and risk management activities	Female Male Total	8,077 7,163 15,240	5,202 5,038 10,240		
A.2	Food transfers			MT	67	0		
A.3	Cash-based transfers			US\$	1,522,147	707,492		
A.10*	Total value (USD) of capacity strengthening transfers							
	Total value (USD) of capacity strengthening transfers		Climate adaptation and risk management activities	US\$	638,920	872,667		
C.3	Number of technical support activities provided							
	Number of training sessions for beneficiaries carried out (health and nutrition)		Climate adaptation and risk management activities	training session	36	36		
	Number of training sessions for beneficiaries carried out (livelihood-support/agriculture&farming;/IGA/NRM)		Climate adaptation and risk management activities	training session	22	36		
	Number of training sessions for beneficiaries carried out (community preparedness, early warning, disaster risk reduction, and climate change adaptation)		Climate adaptation and risk management activities	training session	50	50		
C.5*	Number of capacity strengthening initiatives facilitated by WFP to enhance national food security and nutrition stakeholder capacities (new)							
	Number of technical assistance activities provided		Climate adaptation and risk management activities	unit	80	117		
	Number of training sessions/workshop organized		Climate adaptation and risk management activities	training session	100	90		

D.1	Number of assets built, restored or maintained by targeted households and communities, by type and unit of measure						
	Number of assets built, restored or maintained by targeted communities		Climate adaptation and risk management activities	Number	40	36	
	Number of community gardens established		Climate adaptation and risk management activities	garden	78	114	
	Number of latrines rehabilitated		Climate adaptation and risk management activities	Number	2	2	
	Kilometres (km) of feeder roads rehabilitated		Climate adaptation and risk management activities	Km	5	5	
	Hectares (ha) of cultivated land treated with biological stabilization or agro forestry techniques only (including multi-storey gardening, green fences, and various tree belts)		Climate adaptation and risk management activities	Ha	1	1	
	Kilometres (km) of live fencing created		Climate adaptation and risk management activities	Km	25	22	
	Hectares (ha) of gardens created		Climate adaptation and risk management activities	Ha	7	0.04	
	Number of fish ponds constructed		Climate adaptation and risk management activities	Number	6	10	
	Hectares (ha) of fodder banks established		Climate adaptation and risk management activities	Ha	121	113	
	Number of fuel efficient stoves distributed		Climate adaptation and risk management activities	Number	2	2	

	Number of tree seedlings produced/provided		Climate adaptation and risk management activities	Number	60,500	59,100	
	Number of family gardens established		Climate adaptation and risk management activities	garden	30	44	
	Number of chicken houses constructed		Climate adaptation and risk management activities	Number	6	15	
	Number of cereal banks established		Climate adaptation and risk management activities	Number	10	10	
	Hectares (ha) of staple food planted		Climate adaptation and risk management activities	Ha	98	98	
	Number of non-food items distributed (tools, milling machines, pumps, etc.)		Climate adaptation and risk management activities	Number	6	6	
	Hectares (ha) of community woodlots/forest planted, maintained or protected		Climate adaptation and risk management activities	Ha	80	80	
	Number of community post-harvest structures built		Climate adaptation and risk management activities	Number	6	4	
	Hectares (ha) of land under crops		Climate adaptation and risk management activities	Ha	87	87	
	Number of community water ponds for irrigation/livestock use rehabilitated/maintained (3000-8000 cbmt)		Climate adaptation and risk management activities	Number	3	3	
E*.4	Number of people reached through interpersonal SBCC approaches						
	Number of people reached through interpersonal SBCC approaches (female)		Climate adaptation and risk management activities	Number	400	437	

	Number of people reached through interpersonal SBCC approaches (male)		Climate adaptation and risk management activities	Number	473	644		
E*.5	Number of people reached through SBCC approaches using media							
	Number of people reached through SBCC approaches using mass media (i.e. national TV programme).		Climate adaptation and risk management activities	individual	353	392		
E.2	Number of people exposed to WFP-supported nutrition messaging							
	Number of women exposed to WFP-supported nutrition messaging		Climate adaptation and risk management activities	individual	400	400		
	Number of men exposed to WFP-supported nutrition messaging		Climate adaptation and risk management activities	individual	320	320		
Outcome results				Baseline	End-CSP Target	2019 Target	2019 Follow-up value	2018 Follow-up value

Cohort 2019; Colombia; Capacity Strengthening, Value Voucher

Proportion of the population in targeted communities reporting benefits from an enhanced livelihoods asset base

	Act 09: Build resilience and enhance livelihoods	Climate adaptation and risk management activities	Overall	0	=95	=95	97	72
--	--------------------------------------------------	---------------------------------------------------	----------------	---	-----	-----	----	----

Proportion of targeted communities where there is evidence of improved capacity to manage climate shocks and risks

	Act 09: Build resilience and enhance livelihoods	Climate adaptation and risk management activities	Overall	0	≥95	≥95	100	100
--	--------------------------------------------------	---------------------------------------------------	----------------	---	-----	-----	-----	-----

Cohort 2019; Colombia; Value Voucher

Dietary Diversity Score

	Act 09: Build resilience and enhance livelihoods	Climate adaptation and risk management activities	Female	6.10	=7	=7	6.80	7
			Male	6.30	=7	=7	6.90	7
			Overall	6.20	=7	=7	6.80	7

Consumption-based Coping Strategy Index (Percentage of households with reduced CSI)

	Act 09: Build resilience and enhance livelihoods	Climate adaptation and risk management activities	Female	56	≥56	≥56	87	90
			Male	56	≥56	≥56	67	86
			Overall	56	≥56	≥56	80	89
Food Consumption Score - Nutrition								
Percentage of households that consumed Hem Iron rich food daily (in the last 7 days)	Act 09: Build resilience and enhance livelihoods	Climate adaptation and risk management activities	Female	12	≥20	≥20	20	19.10
			Male	35	≥20	≥20	31	37.20
			Overall	20	≥20	≥20	24	24.20
Percentage of households that consumed Protein rich food daily (in the last 7 days)	Act 09: Build resilience and enhance livelihoods	Climate adaptation and risk management activities	Female	83	≥85	≥85	96	90.90
			Male	90	≥85	≥85	100	90.70
			Overall	85	≥85	≥85	97	90.80
Percentage of households that consumed Vit A rich food daily (in the last 7 days)	Act 09: Build resilience and enhance livelihoods	Climate adaptation and risk management activities	Female	80	≥81	≥81	93	82.70
			Male	83	≥81	≥81	92	83.70
			Overall	81	≥81	≥81	93	83
Percentage of households that never consumed Hem Iron rich food (in the last 7 days)	Act 09: Build resilience and enhance livelihoods	Climate adaptation and risk management activities	Female	7	≤5	≤5	0	1.80
			Male	0	≤5	≤5	0	2.30
			Overall	5	≤5	≤5	0	2
Percentage of households that never consumed Protein rich food (in the last 7 days)	Act 09: Build resilience and enhance livelihoods	Climate adaptation and risk management activities	Female	0	=0	=0	0	0
			Male	0	=0	=0	0	0
			Overall	0	=0	=0	0	0
Percentage of households that never consumed Vit A rich food (in the last 7 days)	Act 09: Build resilience and enhance livelihoods	Climate adaptation and risk management activities	Female	1	=0	=0	0	0
			Male	2	=0	=0	0	0
			Overall	1	=0	=0	0	0

Percentage of households that sometimes consumed Hem Iron rich food (in the last 7 days)	Act 09: Build resilience and enhance livelihoods	Climate adaptation and risk management activities	Female	81	≥75	≥75	80	79.10
			Male	65	≥75	≥75	69	60.50
			Overall	75	≥75	≥75	76	73.10
Percentage of households that sometimes consumed Protein rich food (in the last 7 days)	Act 09: Build resilience and enhance livelihoods	Climate adaptation and risk management activities	Female	17	≥15	≥15	4	9.10
			Male	10	≥15	≥15	0	9.30
			Overall	15	≥15	≥15	3	9.20
Percentage of households that sometimes consumed Vit A rich food (in the last 7 days)	Act 09: Build resilience and enhance livelihoods	Climate adaptation and risk management activities	Female	19	≥19	≥19	7	17.30
			Male	15	≥19	≥19	8	16.30
			Overall	18	≥19	≥19	7	17

Cross-cutting Indicators

Affected populations are able to benefit from WFP programmes in a manner that ensures and promotes their safety, dignity and integrity								
Proportion of targeted people accessing assistance without protection challenges								
Target group, Location, Modalities	Activity Number	Activity Tag	Female/Male/Overall	Baseline	End-CSP Target	2019 Target	2019 Follow-up value	2018 Follow-up value
Cohort 2019; Colombia; Food, Value Voucher	Act 03: Support crisis-affected populations	General Distribution	Female	93	=98	=98	100	
			Male	98	=98	=98	100	
			Overall	95	=98	=98	100	
Cohort 2019; Colombia; Value Voucher	Act 09: Build resilience and enhance livelihoods	Climate adaptation and risk management activities	Female	98	≥99	≥99	99	
			Male	98	≥99	≥99	100	
			Overall	98	≥99	≥99	99	
Proportion of targeted people having unhindered access to WFP programmes (new)								
Target group, Location, Modalities	Activity Number	Activity Tag	Female/Male/Overall	Baseline	End-CSP Target	2019 Target	2019 Follow-up value	2018 Follow-up value
Cohort 2019; Colombia; Food, Value Voucher	Act 03: Support crisis-affected populations	General Distribution	Female	0	≥95	≥95	95	
			Male	0	≥95	≥95	96.50	
			Overall	0	≥95	≥95	95.50	
Cohort 2019; Colombia; Value Voucher	Act 09: Build resilience and enhance livelihoods	Climate adaptation and risk management activities	Female	0	≥95	≥95	100	
			Male	0	≥95	≥95	100	
			Overall	0	≥95	≥95	100	
Proportion of targeted people who report that WFP programmes are dignified (new)								
Target group, Location, Modalities	Activity Number	Activity Tag	Female/Male/Overall	Baseline	End-CSP Target	2019 Target	2019 Follow-up value	2018 Follow-up value
Cohort 2019; Colombia; Food, Value Voucher	Act 03: Support crisis-affected populations	General Distribution	Female	0	=95	=95	96	
			Male	0	=95	=95	99.50	
			Overall	0	=95	=95	97	
Cohort 2019; Colombia; Value Voucher	Act 09: Build resilience and enhance livelihoods	Climate adaptation and risk management activities	Female	0	≥95	≥95	92	
			Male	0	≥95	≥95	98	
			Overall	0	≥95	≥95	94	

Targeted communities benefit from WFP programmes in a manner that does not harm the environment									
Proportion of activities for which environmental risks have been screened and, as required, mitigation actions identified									
Target group, Location, Modalities	Activity Number	Activity Tag	Female/Male/Overall	Baseline	End-CSP Target	2019 Target	2019 Follow-up value	2018 Follow-up value	
Cohort 2019; Colombia; Capacity Strengthening	Act 09: Build resilience and enhance livelihoods	Climate adaptation and risk management activities	Overall	0	=100	=100	100		

Improved gender equality and women's empowerment among WFP-assisted population									
Proportion of food assistance decision-making entity – committees, boards, teams, etc. – members who are women									
Target group, Location, Modalities	Activity Number	Activity Tag	Category	Female/Male/Overall	Baseline	End-CSP Target	2019 Target	2019 Follow-up value	2018 Follow-up value
Cohort 2019; Colombia; Food, Value Voucher	Act 03: Support crisis-affected populations	General Distribution		Overall	0	=50	=50	65	

Proportion of households where women, men, or both women and men make decisions on the use of food/cash/vouchers, disaggregated by transfer modality									
Target group, Location, Modalities	Activity Number	Activity Tag	Category	Female/Male/Overall	Baseline	End-CSP Target	2019 Target	2019 Follow-up value	2018 Follow-up value
Cohort 2019; Colombia; Food	Act 03: Support crisis-affected populations	General Distribution	Decisions made by women	Overall	0	≥40	≥40	43	
			Decisions made by men	Overall	0	≤20	≤20	27	
			Decisions jointly made by women and men	Overall	0	≥40	≥40	30	
Cohort 2019; Colombia; Value Voucher	Act 03: Support crisis-affected populations	General Distribution	Decisions made by women	Overall	0	≥40	≥40	53	
			Decisions made by men	Overall	0	≤20	≤20	12	
			Decisions jointly made by women and men	Overall	0	≥40	≥40	35	
	Act 09: Build resilience and enhance livelihoods	Climate adaptation and risk management activities	Decisions made by women	Overall	0	≥40	≥40	46	

		Decisions made by men	Overall	0	≤20	≤20	10
		Decisions jointly made by women and men	Overall	0	≥40	≥40	43

Type of transfer (food, cash, voucher, no compensation) received by participants in WFP activities, disaggregated by sex and type of activity

Target group, Location, Modalities	Activity Number	Activity Tag	Category	Female/Male/Overall	Baseline	End-CSP Target	2019 Target	2019 Follow-up value	2018 Follow-up value
Cohort 2019; Colombia; Food, Value Voucher	Act 03: Support crisis-affected populations	Food assistance for asset		Female	0	=7899	=662	1915	
				Male	0	=7589	=588	1819	
				Overall	0	=15489	=1250	3734	
Cohort 2019; Colombia; Value Voucher	Act 09: Build resilience and enhance livelihoods	Climate adaptation and risk management activities		Female	0	=6836	=1615	1371	
				Male	0	=6568	=1432	1334	
				Overall	0	=13404	=3047	2705	

Affected populations are able to hold WFP and partners accountable for meeting their hunger needs in a manner that reflects their views and preferences

Proportion of assisted people informed about the programme (who is included, what people will receive, length of assistance)

Target group, Location, Modalities	Activity Number	Activity Tag	Female/Male/Overall	Baseline	End-CSP Target	2019 Target	2019 Follow-up value	2018 Follow-up value
Cohort 2019; Colombia; Food, Value Voucher	Act 03: Support crisis-affected populations	General Distribution	Female	64.50	≥80	≥80	73	
			Male	65.50	≥80	≥80	75	
			Overall	65	≥80	≥80	74	
Cohort 2019; Colombia; Value Voucher	Act 09: Build resilience and enhance livelihoods	Climate adaptation and risk management activities	Female	83	≥90	≥90	90	
			Male	88	≥90	≥90	90	
			Overall	84	≥90	≥90	90	

Proportion of project activities for which beneficiary feedback is documented, analysed and integrated into programme improvements

Target group, Location, Modalities	Activity Number	Activity Tag	Female/Male/Overall	Baseline	End-CSP Target	2019 Target	2019 Follow-up value	2018 Follow-up value
Cohort 2019; Colombia; Food, Value Voucher			Overall	0	=100	≥75	60	

World Food Programme

Contact info

Carlo Scaramella

carlo.scaramella@wfp.org

Cover page photo © WFP/Photolibrary

Child in WFP-supported community garden

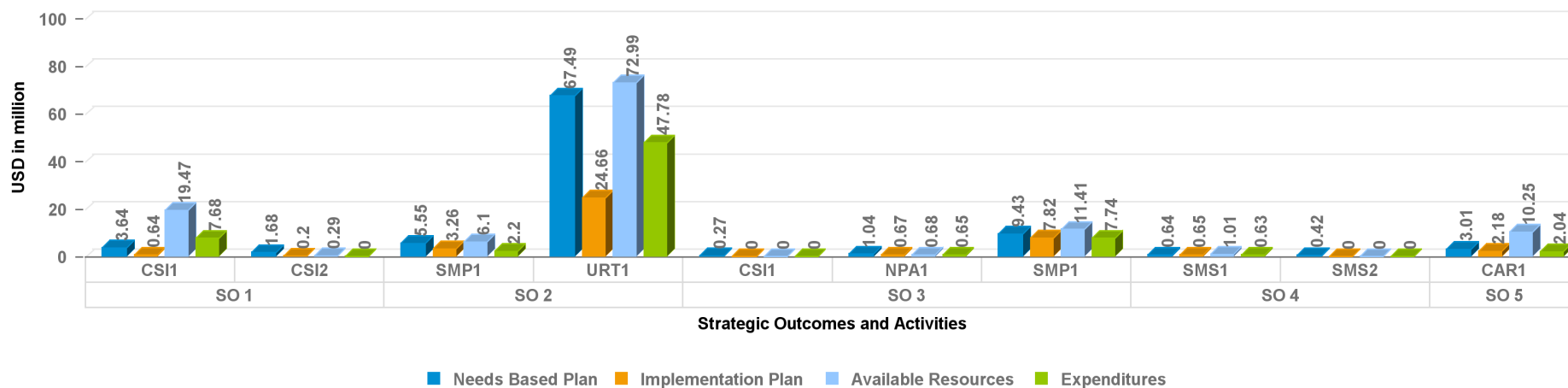
<https://www.wfp.org/countries/colombia>

Annual Country Report

Colombia Country Portfolio Budget 2019 (2017-2021)

Annual Financial Overview for the period 1 January to 31 December 2019 (Amount in USD)

Annual CPB Overview



Code	Strategic Outcome
SO 1	Capacity Strengthening - Local government and civil-society organizations have strengthened capacities to implement accountable programmes that contribute to reducing food insecurity and malnutrition.
SO 2	Access to food - Crisis-affected populations, including victims of violence, natural disasters and shocks, marginalized communities and vulnerable ethnic populations have adequate access at all times to nutritious foods and diversified diets, and are supported in establishing or improving their livelihoods
SO 3	End Malnutrition - Communities and families have the capacities to prevent malnutrition in all its forms, with a focus on leaving nobody behind in marginalized urban and remote rural areas
SO 4	Smallholder productivity and income - Smallholder farmers (women and men) increase their production and marketing capacities sustainably
SO 5	Sustainable food systems - Rural ethnic rural communities in vulnerable areas have increased capacity to recover from shocks and adapt to climate change
Code	Country Activity Long Description
CAR1	Build resilience and enhance livelihoods
CSI1	Provide Technical support
CSI1	Strengthen the capacities of territorial actors to plan, implement and evaluate food security and nutrition policies and programmes
CSI2	Develop and evaluate innovative food and nutrition models
NPA1	Provide food security and nutrition education and behaviour change communication
SMP1	Implement emergency school feeding, focusing on protection and targeting vulnerable children not covered by public programmes
SMP1	Implement school meals programmes in response to Government requests
SMS1	Provide technical support for rural smallholders
SMS2	Stimulate markets with WFP purchases
URT1	Support crisis-affected populations

Annual Country Report

Colombia Country Portfolio Budget 2019 (2017-2021)

Annual Financial Overview for the period 1 January to 31 December 2019 (Amount in USD)

Strategic Result	Strategic Outcome	Activity	Needs Based Plan	Implementation Plan	Available Resources	Expenditures
1	Access to food - Crisis-affected populations, including victims of violence, natural disasters and shocks, marginalized communities and vulnerable ethnic populations have adequate access at all times to nutritious foods and diversified diets, and are supported in establishing or improving their livelihoods	Implement emergency school feeding, focusing on protection and targeting vulnerable children not covered by public programmes	5,546,449	3,257,135	6,102,047	2,203,929
		Support crisis-affected populations	67,488,926	24,661,138	72,991,235	47,777,457
Subtotal Strategic Result 1. Everyone has access to food (SDG Target 2.1)			73,035,375	27,918,273	79,093,282	49,981,385

Annual Country Report

Colombia Country Portfolio Budget 2019 (2017-2021)

Annual Financial Overview for the period 1 January to 31 December 2019 (Amount in USD)

Strategic Result	Strategic Outcome	Activity	Needs Based Plan	Implementation Plan	Available Resources	Expenditures
2	End Malnutrition - Communities and families have the capacities to prevent malnutrition in all its forms, with a focus on leaving nobody behind in marginalized urban and remote rural areas	Provide Technical support	273,436	0	0	0
		Provide food security and nutrition education and behaviour change communication	1,041,760	666,118	679,868	647,561
		Implement school meals programmes in response to Government requests	9,434,153	7,818,268	11,410,462	7,740,498
Subtotal Strategic Result 2. No one suffers from malnutrition (SDG Target 2.2)			10,749,349	8,484,386	12,090,330	8,388,059

Annual Country Report

Colombia Country Portfolio Budget 2019 (2017-2021)

Annual Financial Overview for the period 1 January to 31 December 2019 (Amount in USD)

Strategic Result	Strategic Outcome	Activity	Needs Based Plan	Implementation Plan	Available Resources	Expenditures
3	Smallholder productivity and income - Smallholder farmers (women and men) increase their production and marketing capacities sustainably	Provide technical support for rural smallholders	636,527	646,513	1,007,062	629,087
		Stimulate markets with WFP purchases	422,966	0	348	0
Subtotal Strategic Result 3. Smallholders have improved food security and nutrition (SDG Target 2.3)			1,059,494	646,513	1,007,411	629,087
4	Sustainable food systems - Rural ethnic rural communities in vulnerable areas have increased capacity to recover from shocks and adapt to climate change	Build resilience and enhance livelihoods	3,008,867	2,176,479	10,245,953	2,043,547
Subtotal Strategic Result 4. Food systems are sustainable (SDG Target 2.4)			3,008,867	2,176,479	10,245,953	2,043,547

Annual Country Report

Colombia Country Portfolio Budget 2019 (2017-2021)

Annual Financial Overview for the period 1 January to 31 December 2019 (Amount in USD)

Strategic Result	Strategic Outcome	Activity	Needs Based Plan	Implementation Plan	Available Resources	Expenditures
5	Capacity Strengthening - Local government and civil-society organizations have strengthened capacities to implement accountable programmes that contribute to reducing food insecurity and malnutrition.	Strengthen the capacities of territorial actors to plan, implement and evaluate food security and nutrition policies and programmes	3,643,637	636,276	19,465,602	7,679,336
		Develop and evaluate innovative food and nutrition models	1,680,434	200,000	294,317	153
		Non Activity Specific	0	0	867,103	0
Subtotal Strategic Result 5. Countries have strengthened capacity to implement the SDGs (SDG Target 17.9)			5,324,071	836,276	20,627,022	7,679,489
		Non Activity Specific	0	0	1,788,759	0
Subtotal Strategic Result			0	0	1,788,759	0
Total Direct Operational Cost			93,177,155	40,061,927	124,852,757	68,721,567
Direct Support Cost (DSC)			5,052,988	4,047,351	11,187,484	3,469,565
Total Direct Costs			98,230,143	44,109,278	136,040,241	72,191,132
Indirect Support Cost (ISC)			6,384,959	2,961,282	6,210,382	6,210,382
Grand Total			104,615,102	47,070,560	142,250,623	78,401,514



Brian Ah Poe
Chief

Contribution Accounting and Donor Financial Reporting Branch

Columns Definition

Needs Based Plan

Latest annual approved version of operational needs as of December of the reporting year. WFP's needs-based plans constitute an appeal for resources to implement operations which are designed based on needs assessments undertaken in collaboration with government counterparts and partners

Implementation Plan

Implementation Plan as of January of the reporting period which represents original operational prioritized needs taking into account funding forecasts of available resources and operational challenges

Available Resources

Unspent Balance of Resources carried forward, Allocated contribution in the current year, Advances and Other resources in the current year. It excludes contributions that are stipulated by donor for use in future years

Expenditures

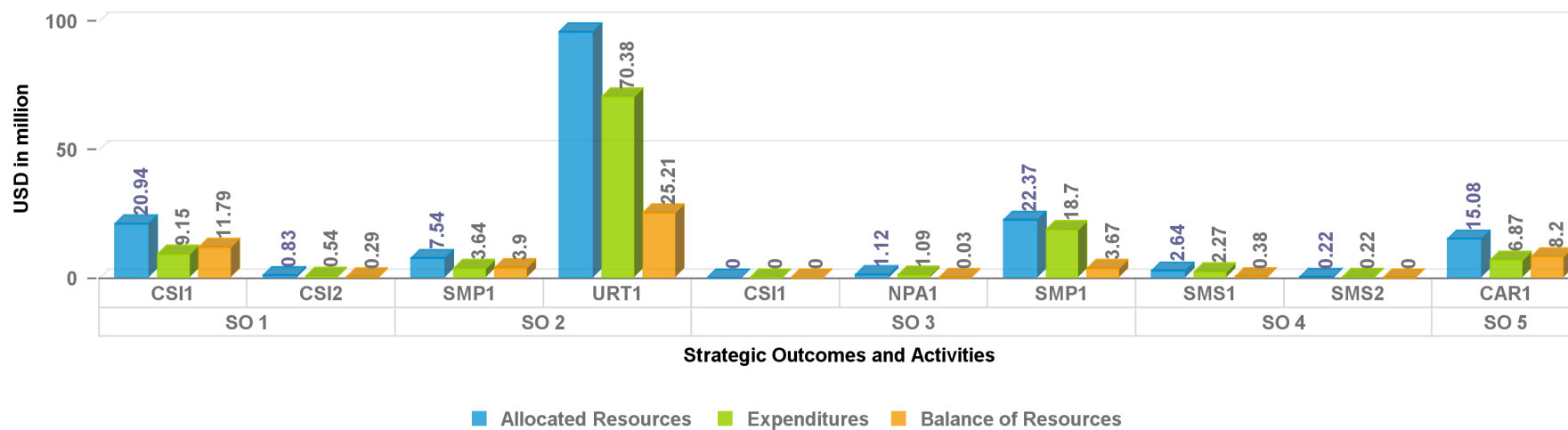
Monetary value of goods and services received and recorded within the reporting year

Annual Country Report

Colombia Country Portfolio Budget 2019 (2017-2021)

Cumulative Financial Overview as at 31 December 2019 (Amount in USD)

Cumulative CPB Overview



Code	Strategic Outcome
SO 1	Capacity Strengthening - Local government and civil-society organizations have strengthened capacities to implement accountable programmes that contribute to reducing food insecurity and malnutrition.
SO 2	Access to food - Crisis-affected populations, including victims of violence, natural disasters and shocks, marginalized communities and vulnerable ethnic populations have adequate access at all times to nutritious foods and diversified diets, and are supported in establishing or improving their livelihoods
SO 3	End Malnutrition - Communities and families have the capacities to prevent malnutrition in all its forms, with a focus on leaving nobody behind in marginalized urban and remote rural areas
SO 4	Smallholder productivity and income - Smallholder farmers (women and men) increase their production and marketing capacities sustainably
SO 5	Sustainable food systems - Rural ethnic rural communities in vulnerable areas have increased capacity to recover from shocks and adapt to climate change
Code	Country Activity - Long Description
CAR1	Build resilience and enhance livelihoods
CSI1	Provide Technical support
CSI1	Strengthen the capacities of territorial actors to plan, implement and evaluate food security and nutrition policies and programmes
CSI2	Develop and evaluate innovative food and nutrition models
NPA1	Provide food security and nutrition education and behaviour change communication
SMP1	Implement emergency school feeding, focusing on protection and targeting vulnerable children not covered by public programmes
SMP1	Implement school meals programmes in response to Government requests
SMS1	Provide technical support for rural smallholders

Annual Country Report

Colombia Country Portfolio Budget 2019 (2017-2021)

Cumulative Financial Overview as at 31 December 2019 (Amount in USD)

Code	Country Activity - Long Description
SMS2	Stimulate markets with WFP purchases
URT1	Support crisis-affected populations

Annual Country Report

Colombia Country Portfolio Budget 2019 (2017-2021)

Cumulative Financial Overview as at 31 December 2019 (Amount in USD)

Strategic Result	Strategic Outcome	Activity	Needs Based Plan	Allocated Contributions	Advance and Allocation	Allocated Resources	Expenditures	Balance of Resources
1	Access to food - Crisis-affected populations, including victims of violence, natural disasters and shocks, marginalized communities and vulnerable ethnic populations have adequate access at all times to nutritious foods and diversified diets, and are supported in establishing or improving their livelihoods	Implement emergency school feeding, focusing on protection and targeting vulnerable children not covered by public programmes	18,333,686	7,536,683	0	7,536,683	3,638,564	3,898,119
		Support crisis-affected populations	109,007,370	92,507,627	3,088,559	95,596,185	70,382,407	25,213,778

Annual Country Report

Colombia Country Portfolio Budget 2019 (2017-2021)

Cumulative Financial Overview as at 31 December 2019 (Amount in USD)

Strategic Result	Strategic Outcome	Activity	Needs Based Plan	Allocated Contributions	Advance and Allocation	Allocated Resources	Expenditures	Balance of Resources
1	Access to food - Crisis-affected populations, including victims of violence, natural disasters and shocks, marginalized communities and vulnerable ethnic populations have adequate access at all times to nutritious foods and diversified diets, and are supported in establishing or improving their livelihoods	Non Activity Specific	0	0	0	0	0	0
Subtotal Strategic Result 1. Everyone has access to food (SDG Target 2.1)			127,341,056	100,044,310	3,088,559	103,132,868	74,020,972	29,111,897

Annual Country Report

Colombia Country Portfolio Budget 2019 (2017-2021)

Cumulative Financial Overview as at 31 December 2019 (Amount in USD)

Strategic Result	Strategic Outcome	Activity	Needs Based Plan	Allocated Contributions	Advance and Allocation	Allocated Resources	Expenditures	Balance of Resources
2	End Malnutrition - Communities and families have the capacities to prevent malnutrition in all its forms, with a focus on leaving nobody behind in marginalized urban and remote rural areas	Provide Technical support	932,663	0	0	0	0	0
		Provide food security and nutrition education and behaviour change communication	4,396,590	1,122,945	0	1,122,945	1,090,638	32,307
		Implement school meals programmes in response to Government requests	32,073,748	22,374,093	0	22,374,093	18,704,129	3,669,964
Subtotal Strategic Result 2. No one suffers from malnutrition (SDG Target 2.2)			37,403,001	23,497,038	0	23,497,038	19,794,767	3,702,271

Annual Country Report

Colombia Country Portfolio Budget 2019 (2017-2021)

Cumulative Financial Overview as at 31 December 2019 (Amount in USD)

Strategic Result	Strategic Outcome	Activity	Needs Based Plan	Allocated Contributions	Advance and Allocation	Allocated Resources	Expenditures	Balance of Resources
3	Smallholder productivity and income - Smallholder farmers (women and men) increase their production and marketing capacities sustainably	Provide technical support for rural smallholders	1,531,806	2,644,559	0	2,644,559	2,266,583	377,975
		Stimulate markets with WFP purchases	1,222,949	221,061	0	221,061	220,712	348
Subtotal Strategic Result 3. Smallholders have improved food security and nutrition (SDG Target 2.3)			2,754,755	2,865,619	0	2,865,619	2,487,295	378,324
4	Sustainable food systems - Rural ethnic rural communities in vulnerable areas have increased capacity to recover from shocks and adapt to climate change	Build resilience and enhance livelihoods	6,653,808	15,075,485	0	15,075,485	6,873,078	8,202,406
		Non Activity Specific	0	0	0	0	0	0
Subtotal Strategic Result 4. Food systems are sustainable (SDG Target 2.4)			6,653,808	15,075,485	0	15,075,485	6,873,078	8,202,406

This computer generated report is certified by the Chief of Contribution Accounting and Donor Financial Reporting Branch (RMFC)

27/01/2020 17:13:45

Annual Country Report

Colombia Country Portfolio Budget 2019 (2017-2021)

Cumulative Financial Overview as at 31 December 2019 (Amount in USD)

Strategic Result	Strategic Outcome	Activity	Needs Based Plan	Allocated Contributions	Advance and Allocation	Allocated Resources	Expenditures	Balance of Resources
5	Capacity Strengthening - Local government and civil-society organizations have strengthened capacities to implement accountable programmes that contribute to reducing food insecurity and malnutrition.	Strengthen the capacities of territorial actors to plan, implement and evaluate food security and nutrition policies and programmes	8,736,719	20,941,072	0	20,941,072	9,154,806	11,786,266
		Develop and evaluate innovative food and nutrition models	4,099,025	834,405	0	834,405	540,241	294,164
		Non Activity Specific	0	867,103	0	867,103	0	867,103
Subtotal Strategic Result 5. Countries have strengthened capacity to implement the SDGs (SDG Target 17.9)			12,835,744	22,642,581	0	22,642,581	9,695,047	12,947,533
		Non Activity Specific	0	1,788,759	0	1,788,759	0	1,788,759
Subtotal Strategic Result			0	1,788,759	0	1,788,759	0	1,788,759
Total Direct Operational Cost			186,988,364	165,913,790	3,088,559	169,002,349	112,871,159	56,131,190

This computer generated report is certified by the Chief of Contribution Accounting and Donor Financial Reporting Branch (RMFC)

27/01/2020 17:13:45

Annual Country Report

Colombia Country Portfolio Budget 2019 (2017-2021)

Cumulative Financial Overview as at 31 December 2019 (Amount in USD)

Strategic Result	Strategic Outcome	Activity	Needs Based Plan	Allocated Contributions	Advance and Allocation	Allocated Resources	Expenditures	Balance of Resources
		Direct Support Cost (DSC)	9,765,231	15,542,443	32,728	15,575,170	7,857,251	7,717,919
		Total Direct Costs	196,753,595	181,456,233	3,121,287	184,577,519	120,728,411	63,849,108
		Indirect Support Cost (ISC)	12,907,804	9,994,257		9,994,257	9,994,257	0
		Grand Total	209,661,399	191,450,490	3,121,287	194,571,776	130,722,668	63,849,108

This donor financial report is interim



Brian Ah Poe
Chief

Contribution Accounting and Donor Financial Reporting Branch

27/01/2020 17:13:45

Columns Definition

Needs Based Plan

Latest approved version of operational needs. WFP's needs-based plans constitute an appeal for resources to implement operations which are designed based on needs assessments undertaken in collaboration with government counterparts and partners

Allocated Contributions

Allocated contributions include confirmed contributions with exchange rate variations, multilateral contributions, miscellaneous income, resource transferred, cost recovery and other financial adjustments (e.g. refinancing). It excludes internal advance and allocation and contributions that are stipulated by donor for use in future years.

Advance and allocation

Internal advanced/allocated resources but not repaid. This includes different types of internal advance (Internal Project Lending or Macro-advance Financing) and allocation (Immediate Response Account)

Allocated Resources

Sum of Allocated Contributions, Advance and Allocation

Expenditures

Cumulative monetary value of goods and services received and recorded within the reporting period

Balance of Resources

Allocated Resources minus Expenditures